



**New Jersey Judiciary  
CIVIL STATISTICS  
June 2005**

## TABLE OF CONTENTS

Introduction, Abbreviations, and Glossary	i
Tables and Graphs By County	1
Tables and Graphs by Case Type	
Atlantic	3
Bergen	7
Burlington	11
Camden	15
Cape May	19
Cumberland	23
Essex	27
Gloucester	31
Hudson	35
Hunterdon	39
Mercer	43
Middlesex	47
Monmouth	51
Morris	55
Ocean	59
Passaic	63
Salem	67
Somerset	71
Sussex	75
Union	79
Warren	83
State	87

## INTRODUCTION

CIVIL STATISTICS provides court year-to-date civil-law statistics for New Jersey's twenty-one counties. Data is compiled from a monthly statistical extract of the Automated Case Management System.

The report provides 4-page summaries of filings, resolutions, clearance, backlog, and active pending by case type for counties and the state. Case type categories are based on the Case Information Statement (CIS). Some categories are consolidated as shown in the table on the next page.

## GLOSSARY

**Filings:** Filings include new, reopened, reactivated, and transferred cases

**Resolutions:** Include trials, summary judgments, settlements, default judgments dismissals, inactivations, transfers, and other summary matters

**Clearance:** Resolutions minus filings

**Backlog:** Cases over case processing goal as listed below. Cases are aged from date of complaint exclusive of inactive and closed time.

    Track 1 backlog = over 12 months

    Track 2 backlog = over 18 months

    Track 3 backlog = over 24 months

    Track 4 backlog = over 24 months

**Backlog Per 100 Monthly Filings:**  $(\text{backlog}) / (\text{average monthly filings in previous court year}) * 100$

**Active Pending:** Cases not resolved. Does not include inactive cases.

CIVIL STATISTICS is produced by the Administrative Office of the Courts' Quantitative Research Unit. Questions or comments can be directed to:

Quantitative Research Unit: PO Box 037, Trenton, NJ 08625  
(609) 984-7232

## CASE TYPE ABBREVIATIONS

### TRACK I

Action on Negotiable Instrument (Act on New Inst)  
Book Account  
Contract/Commercial Transactions  
Name Change  
Other Insurance Claim Including Declaratory Judgment Actions (other insurance)  
PIP Coverage  
Real Property  
Tenancy  
Other Track 1: Forfeiture, Summary Action, UI or UIM Claim, Lemon Law, Open Public Records Act, Tenancy, Miscellaneous, No Show Jurors

### TRACK II

Auto Negligence - Personal Injury  
Auto Negligence - Property Damage  
Assault and Battery  
Construction  
Employment other than CEPA or LAD  
Personal Injury  
Tort - Other

### TRACK III

Civil Rights  
Condemnation  
Medical Malpractice  
Product Liability  
Professional Malpractice  
Toxic Tort  
Other Track 3: Defamation, Inverse Condemnation, Whistle Blower/Conscientious  
Employee Protection Act, Law Against Discrimination

### TRACK IV

Action in Lieu of Prerogative Writ (Lieu of P. Writ)  
Asbestos  
  
Other Mass Tort: Diet Drug, PPA Coverage, Manufactured Gas Plant Lit,  
Ciba-Geigy, Vioxx, Hormone Replacement Therapy, Tobacco  
  
Other Track 4: Complex Commercial, Environmental Coverage Litigation,  
Mt. Laurel, Propulsid, Repetitive Stress Syndrome, Rezulin, Cullen Lit.

**CIVIL CASELOAD SUMMARY BY COUNTY**  
**JULY 2004 - JUNE 2005**  
**STATE**

	Filings			Resolutions			Clearance		Backlog			Backlog Percent		Backlog Per 100 Monthly Filings		Active Pending		
	Jul 2003	Jul 2004	percent change	Jul 2003	Jul 2004	percent change	Jul 2004 - Jun 2005		Jun 2004	Jun 2005	percent change	Jun 2004	Jun 2005	Jun 2004	Jun 2005	Jun 2004	Jun 2005	percent change
	to Jun 2004	to Jun 2005		number	percent													
Atlantic	4,014	<b>6,314</b>	57%	3,903	<b>3,976</b>	2%	<b>-2338</b>	<b>63%</b>	431	<b>397</b>	-8%	12%	<b>7%</b>	129	<b>75</b>	3,627	<b>5,975</b>	65%
Bergen	16,017	<b>9,799</b>	-39%	10,893	<b>15,632</b>	44%	<b>5833</b>	<b>160%</b>	956	<b>875</b>	-8%	7%	<b>10%</b>	72	<b>107</b>	14,275	<b>8,618</b>	-40%
Burlington	3,974	<b>3,860</b>	-3%	4,145	<b>4,093</b>	-1%	<b>233</b>	<b>106%</b>	725	<b>637</b>	-12%	19%	<b>18%</b>	219	<b>198</b>	3,788	<b>3,554</b>	-6%
Camden	7,672	<b>11,861</b>	55%	8,069	<b>12,239</b>	52%	<b>378</b>	<b>103%</b>	1,166	<b>814</b>	-30%	16%	<b>12%</b>	182	<b>82</b>	7,160	<b>6,813</b>	-5%
Cape May	738	<b>792</b>	7%	814	<b>741</b>	-9%	<b>-51</b>	<b>94%</b>	82	<b>90</b>	10%	13%	<b>13%</b>	133	<b>136</b>	627	<b>679</b>	8%
Cumberland	1,456	<b>1,428</b>	-2%	1,459	<b>1,457</b>	0%	<b>29</b>	<b>102%</b>	238	<b>243</b>	2%	17%	<b>18%</b>	196	<b>204</b>	1,382	<b>1,356</b>	-2%
Essex	11,866	<b>11,930</b>	1%	12,808	<b>12,345</b>	-4%	<b>415</b>	<b>103%</b>	1,914	<b>1,666</b>	-13%	17%	<b>15%</b>	194	<b>168</b>	11,490	<b>11,165</b>	-3%
Gloucester	2,260	<b>2,331</b>	3%	2,319	<b>2,305</b>	-1%	<b>-26</b>	<b>99%</b>	346	<b>365</b>	5%	16%	<b>17%</b>	184	<b>188</b>	2,120	<b>2,168</b>	2%
Hudson	7,639	<b>7,296</b>	-4%	8,167	<b>7,975</b>	-2%	<b>679</b>	<b>109%</b>	1,052	<b>750</b>	-29%	14%	<b>11%</b>	165	<b>123</b>	7,521	<b>6,857</b>	-9%
Hunterdon	610	<b>706</b>	16%	714	<b>698</b>	-2%	<b>-8</b>	<b>99%</b>	114	<b>61</b>	-46%	21%	<b>11%</b>	224	<b>104</b>	539	<b>549</b>	2%
Mercer	3,641	<b>3,683</b>	1%	3,915	<b>3,874</b>	-1%	<b>191</b>	<b>105%</b>	848	<b>765</b>	-10%	22%	<b>20%</b>	279	<b>249</b>	3,939	<b>3,775</b>	-4%
Middlesex	10,565	<b>10,701</b>	1%	11,672	<b>11,442</b>	-2%	<b>741</b>	<b>107%</b>	2,883	<b>2,388</b>	-17%	24%	<b>21%</b>	327	<b>268</b>	12,239	<b>11,491</b>	-6%
Monmouth	6,619	<b>6,348</b>	-4%	7,041	<b>6,669</b>	-5%	<b>321</b>	<b>105%</b>	2,263	<b>2,037</b>	-10%	30%	<b>28%</b>	410	<b>385</b>	7,568	<b>7,271</b>	-4%
Morris	3,846	<b>3,894</b>	1%	4,178	<b>3,961</b>	-5%	<b>67</b>	<b>102%</b>	689	<b>595</b>	-14%	19%	<b>17%</b>	215	<b>183</b>	3,632	<b>3,584</b>	-1%
Ocean	4,070	<b>4,072</b>	0%	4,148	<b>4,237</b>	2%	<b>165</b>	<b>104%</b>	693	<b>651</b>	-6%	17%	<b>17%</b>	204	<b>192</b>	4,002	<b>3,845</b>	-4%
Passaic	6,009	<b>5,944</b>	-1%	6,453	<b>6,225</b>	-4%	<b>281</b>	<b>105%</b>	764	<b>513</b>	-33%	13%	<b>10%</b>	153	<b>104</b>	5,666	<b>5,387</b>	-5%
Salem	324	<b>359</b>	11%	311	<b>334</b>	7%	<b>-25</b>	<b>93%</b>	48	<b>56</b>	17%	18%	<b>19%</b>	178	<b>187</b>	265	<b>295</b>	11%
Somerset	2,036	<b>2,034</b>	0%	2,156	<b>2,167</b>	1%	<b>133</b>	<b>107%</b>	399	<b>320</b>	-20%	22%	<b>19%</b>	235	<b>189</b>	1,825	<b>1,713</b>	-6%
Sussex	793	<b>765</b>	-4%	816	<b>827</b>	1%	<b>62</b>	<b>108%</b>	170	<b>141</b>	-17%	23%	<b>20%</b>	257	<b>221</b>	755	<b>700</b>	-7%
Union	5,121	<b>4,970</b>	-3%	5,653	<b>5,159</b>	-9%	<b>189</b>	<b>104%</b>	707	<b>600</b>	-15%	15%	<b>13%</b>	166	<b>145</b>	4,875	<b>4,694</b>	-4%
Warren	585	<b>619</b>	6%	698	<b>626</b>	-10%	<b>7</b>	<b>101%</b>	111	<b>65</b>	-41%	22%	<b>13%</b>	228	<b>126</b>	512	<b>505</b>	-1%
Total	99,855	<b>99,706</b>	0%	100,332	<b>106,982</b>	7%	<b>7276</b>	<b>107%</b>	16,599	<b>14,029</b>	-15%	17%	<b>15%</b>	199	<b>169</b>	97,807	<b>90,994</b>	-7%

**CIVIL BACKLOG SUMMARY BY CASETYPE**

**JUNE 2005**

**STATE**

	Cases in Backlog															
	Track 1					Track 2				Track 3			Track 4			Total Backlog
	12 to 18 months	18 to 24 months	24 to 36 months	over 36 months	Total Track 1	18 to 24 months	24 to 36 months	over 36 months	Total Track 2	24 to 36 months	over 36 months	Total Track 3	24 to 36 months	over 36 months	Total Track 4	
Atlantic	54	7	3	0	64	202	61	6	269	39	6	45	17	2	19	397
Bergen	114	38	7	1	160	449	139	8	596	90	16	106	9	4	13	875
Burlington	94	25	28	68	215	186	96	24	306	56	29	85	16	15	31	637
Camden	112	33	21	5	171	355	146	26	527	65	25	90	15	11	26	814
Cape May	19	2	2	0	23	36	15	2	53	6	3	9	4	1	5	90
Cumberland	33	16	16	3	68	85	44	10	139	17	14	31	0	5	5	243
Essex	229	52	41	27	349	672	357	76	1,105	121	51	172	23	17	40	1,666
Gloucester	50	13	13	3	79	129	74	10	213	40	18	58	7	8	15	365
Hudson	83	15	3	3	104	422	151	13	586	38	8	46	10	4	14	750
Hunterdon	10	2	0	2	14	20	15	2	37	7	2	9	1	0	1	61
Mercer	56	19	13	6	94	255	198	68	521	59	61	120	8	22	30	765
Middlesex	118	25	26	14	183	780	384	55	1,219	151	105	256	244	486	730	2,388
Monmouth	189	81	61	40	371	568	495	232	1,295	142	153	295	38	38	76	2,037
Morris	121	26	18	10	175	168	85	12	265	74	25	99	18	38	56	595
Ocean	64	16	12	13	105	254	163	26	443	49	31	80	9	14	23	651
Passaic	72	26	2	0	100	318	56	4	378	28	3	31	4	0	4	513
Salem	11	1	4	1	17	18	7	4	29	5	2	7	2	1	3	56
Somerset	52	15	6	9	82	71	51	41	163	30	17	47	11	17	28	320
Sussex	20	5	9	2	36	36	25	14	75	11	11	22	5	3	8	141
Union	88	18	12	5	123	290	108	12	410	38	10	48	12	7	19	600
Warren	8	6	6	4	24	17	10	4	31	5	2	7	2	1	3	65
<b>Total</b>	<b>1,597</b>	<b>441</b>	<b>303</b>	<b>216</b>	<b>2,557</b>	<b>5,331</b>	<b>2,680</b>	<b>649</b>	<b>8,660</b>	<b>1,071</b>	<b>592</b>	<b>1,663</b>	<b>455</b>	<b>694</b>	<b>1,149</b>	<b>14,029</b>

**CIVIL CASELOAD SUMMARY BY CASETYPE**  
**JULY 2004 - JUNE 2005**  
**ATLANTIC**

	Filings			Resolutions			Clearance		Backlog			Backlog Percent		Backlog Per 100 Monthly Filings		Active Pending		
	Jul 2003 to Jun 2004	Jul 2004 to Jun 2005	percent change	Jul 2003 to Jun 2004	Jul 2004 to Jun 2005	percent change	Jul 2004 - Jun 2005		Jun 2004	Jun 2005	percent change	Jun 2004	Jun 2005	Jun 2004	Jun 2005	Jun 2004	Jun 2005	percent change
						number	percent											
Act on Neg Inst	121	<b>123</b>	2%	130	<b>114</b>	-12%	<b>-9</b>	<b>93%</b>	1	<b>0</b>	-100%	3%	<b>0%</b>	10	<b>0</b>	33	<b>41</b>	24%
Asbestos	0	<b>0</b>	0%	3	<b>0</b>	-100%	<b>0</b>	<b>100%</b>	0	<b>0</b>	0%	0%	<b>0%</b>	0	<b>0</b>	0	<b>0</b>	0%
Assault & Bat	14	<b>16</b>	14%	21	<b>22</b>	5%	<b>6</b>	<b>138%</b>	1	<b>3</b>	200%	4%	<b>17%</b>	86	<b>225</b>	24	<b>18</b>	-25%
Auto - Pers Inj	1,299	<b>1,208</b>	-7%	1,332	<b>1,240</b>	-7%	<b>32</b>	<b>103%</b>	187	<b>167</b>	-11%	13%	<b>12%</b>	173	<b>166</b>	1,457	<b>1,438</b>	-1%
Auto - Property	33	<b>22</b>	-33%	33	<b>29</b>	-12%	<b>7</b>	<b>132%</b>	2	<b>1</b>	-50%	6%	<b>4%</b>	73	<b>55</b>	33	<b>26</b>	-21%
Book Account	370	<b>448</b>	21%	463	<b>421</b>	-9%	<b>-27</b>	<b>94%</b>	7	<b>4</b>	-43%	4%	<b>2%</b>	23	<b>11</b>	160	<b>189</b>	18%
Civil Rights	16	<b>19</b>	19%	16	<b>16</b>	0%	<b>-3</b>	<b>84%</b>	0	<b>0</b>	0%	0%	<b>0%</b>	0	<b>0</b>	11	<b>14</b>	27%
Complex Comme	6	<b>5</b>	-17%	14	<b>4</b>	-71%	<b>-1</b>	<b>80%</b>	1	<b>0</b>	-100%	14%	<b>0%</b>	200	<b>0</b>	7	<b>8</b>	14%
Condemnation	31	<b>9</b>	-71%	25	<b>24</b>	-4%	<b>15</b>	<b>267%</b>	0	<b>0</b>	0%	0%	<b>0%</b>	0	<b>0</b>	26	<b>10</b>	-62%
Construction	56	<b>39</b>	-30%	27	<b>32</b>	19%	<b>-7</b>	<b>82%</b>	4	<b>9</b>	125%	6%	<b>11%</b>	86	<b>277</b>	66	<b>79</b>	20%
Contract/Commer	459	<b>388</b>	-15%	439	<b>386</b>	-12%	<b>-2</b>	<b>99%</b>	35	<b>31</b>	-11%	13%	<b>12%</b>	92	<b>96</b>	268	<b>256</b>	-4%
Employment	22	<b>16</b>	-27%	21	<b>19</b>	-10%	<b>3</b>	<b>119%</b>	2	<b>1</b>	-50%	10%	<b>6%</b>	109	<b>75</b>	21	<b>17</b>	-19%
Lieu of P. Writ	35	<b>32</b>	-9%	30	<b>35</b>	17%	<b>3</b>	<b>109%</b>	2	<b>1</b>	-50%	7%	<b>4%</b>	69	<b>38</b>	27	<b>24</b>	-11%
Medical Malprac	66	<b>45</b>	-32%	75	<b>74</b>	-1%	<b>29</b>	<b>164%</b>	24	<b>18</b>	-25%	20%	<b>20%</b>	436	<b>480</b>	118	<b>92</b>	-22%
Name Change	129	<b>145</b>	12%	122	<b>147</b>	20%	<b>2</b>	<b>101%</b>	0	<b>0</b>	0%	0%	<b>0%</b>	0	<b>0</b>	20	<b>17</b>	-15%
Other Insurance	91	<b>60</b>	-34%	79	<b>90</b>	14%	<b>30</b>	<b>150%</b>	8	<b>3</b>	-63%	13%	<b>9%</b>	105	<b>60</b>	64	<b>35</b>	-45%
Other Mass Tort	177	<b>2,230</b>	>999%	46	<b>128</b>	178%	<b>-2102</b>	<b>6%</b>	1	<b>18</b>	>999%	1%	<b>1%</b>	7	<b>10</b>	184	<b>2,466</b>	>999%
Other Track 1	219	<b>292</b>	33%	201	<b>255</b>	27%	<b>-37</b>	<b>87%</b>	6	<b>15</b>	150%	7%	<b>12%</b>	33	<b>62</b>	83	<b>127</b>	53%
Other Track 3	75	<b>95</b>	27%	80	<b>101</b>	26%	<b>6</b>	<b>106%</b>	20	<b>12</b>	-40%	17%	<b>11%</b>	320	<b>152</b>	116	<b>112</b>	-3%
Other Track 4	5	<b>7</b>	40%	5	<b>4</b>	-20%	<b>-3</b>	<b>57%</b>	2	<b>0</b>	-100%	29%	<b>0%</b>	480	<b>0</b>	7	<b>10</b>	43%
Personal Injury	563	<b>737</b>	31%	531	<b>596</b>	12%	<b>-141</b>	<b>81%</b>	93	<b>79</b>	-15%	14%	<b>10%</b>	198	<b>129</b>	657	<b>789</b>	20%
Prod Liability	43	<b>200</b>	365%	31	<b>33</b>	6%	<b>-167</b>	<b>17%</b>	9	<b>8</b>	-11%	15%	<b>19%</b>	251	<b>48</b>	62	<b>42</b>	-32%
Prof Malpractic	19	<b>14</b>	-26%	18	<b>23</b>	28%	<b>9</b>	<b>164%</b>	2	<b>4</b>	100%	7%	<b>17%</b>	126	<b>343</b>	28	<b>24</b>	-14%
PIP Coverage	69	<b>45</b>	-35%	63	<b>63</b>	0%	<b>18</b>	<b>140%</b>	6	<b>8</b>	33%	12%	<b>23%</b>	104	<b>213</b>	51	<b>35</b>	-31%
Real Property	21	<b>39</b>	86%	24	<b>30</b>	25%	<b>-9</b>	<b>77%</b>	2	<b>2</b>	0%	13%	<b>9%</b>	114	<b>62</b>	15	<b>23</b>	53%
Tort Other	73	<b>74</b>	1%	72	<b>87</b>	21%	<b>13</b>	<b>118%</b>	15	<b>10</b>	-33%	18%	<b>13%</b>	247	<b>162</b>	84	<b>77</b>	-8%
Toxic Tort	2	<b>6</b>	200%	2	<b>3</b>	50%	<b>-3</b>	<b>50%</b>	1	<b>3</b>	200%	20%	<b>50%</b>	600	<b>600</b>	5	<b>6</b>	20%
<b>Total</b>	<b>4,014</b>	<b>6,314</b>	<b>57%</b>	<b>3,903</b>	<b>3,976</b>	<b>2%</b>	<b>-2338</b>	<b>63%</b>	<b>431</b>	<b>397</b>	<b>-8%</b>	<b>12%</b>	<b>7%</b>	<b>129</b>	<b>75</b>	<b>3,627</b>	<b>5,975</b>	<b>65%</b>

**CIVIL BACKLOG SUMMARY BY CASETYPE**

**JUNE 2005**

**ATLANTIC**

	Cases in Backlog															Total Backlog
	Track 1					Track 2				Track 3			Track 4			
	12 to 18 months	18 to 24 months	24 to 36 months	over 36 months	Total Track 1	18 to 24 months	24 to 36 months	over 36 months	Total Track 2	24 to 36 months	over 36 months	Total Track 3	24 to 36 months	over 36 months	Total Track 4	
Act on Neg Inst	0	0	0	0	0	0	0	0	0	0	0	0	0	0	0	0
Asbestos	0	0	0	0	0	0	0	0	0	0	0	0	0	0	0	0
Assault & Bat	0	0	0	0	0	1	2	0	3	0	0	0	0	0	0	3
Auto - Pers Inj	0	0	0	0	0	135	30	2	167	0	0	0	0	0	0	167
Auto - Property	0	0	0	0	0	1	0	0	1	0	0	0	0	0	0	1
Book Account	4	0	0	0	4	0	0	0	0	0	0	0	0	0	0	4
Civil Rights	0	0	0	0	0	0	0	0	0	0	0	0	0	0	0	0
Complex Comm	0	0	0	0	0	0	0	0	0	0	0	0	0	0	0	0
Condemnation	0	0	0	0	0	0	0	0	0	0	0	0	0	0	0	0
Construction	0	0	0	0	0	5	3	1	9	0	0	0	0	0	0	9
Contract/Comm	26	3	2	0	31	0	0	0	0	0	0	0	0	0	0	31
Employment	0	0	0	0	0	1	0	0	1	0	0	0	0	0	0	1
Lieu of P. Writ	0	0	0	0	0	0	0	0	0	0	0	0	0	1	1	1
Medical Malprac	0	0	0	0	0	0	0	0	0	16	2	18	0	0	0	18
Name Change	0	0	0	0	0	0	0	0	0	0	0	0	0	0	0	0
Other Insurance	2	1	0	0	3	0	0	0	0	0	0	0	0	0	0	3
Other Mass Tort	0	0	0	0	0	0	0	0	0	0	0	0	17	1	18	18
Other Track 1	14	1	0	0	15	0	0	0	0	0	0	0	0	0	0	15
Other Track 3	0	0	0	0	0	0	0	0	0	11	1	12	0	0	0	12
Other Track 4	0	0	0	0	0	0	0	0	0	0	0	0	0	0	0	0
Personal Injury	0	0	0	0	0	53	25	1	79	0	0	0	0	0	0	79
Prod Liability	0	0	0	0	0	0	0	0	0	6	2	8	0	0	0	8
Prof Malpractic	0	0	0	0	0	0	0	0	0	4	0	4	0	0	0	4
PIP Coverage	6	1	1	0	8	0	0	0	0	0	0	0	0	0	0	8
Real Property	1	1	0	0	2	0	0	0	0	0	0	0	0	0	0	2
Tort Other	1	0	0	0	1	6	1	2	9	0	0	0	0	0	0	10
Toxic Tort	0	0	0	0	0	0	0	0	0	2	1	3	0	0	0	3
<b>Total</b>	<b>54</b>	<b>7</b>	<b>3</b>	<b>0</b>	<b>64</b>	<b>202</b>	<b>61</b>	<b>6</b>	<b>269</b>	<b>39</b>	<b>6</b>	<b>45</b>	<b>17</b>	<b>2</b>	<b>19</b>	<b>397</b>

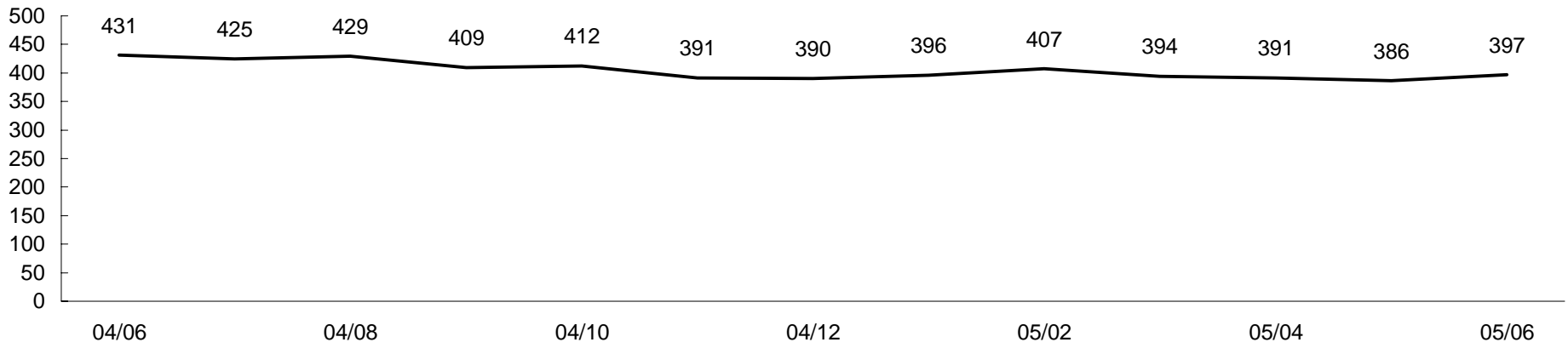
**CIVIL RESOLUTION SUMMARY BY CASETYPE**  
**JULY 2004 - JUNE 2005**  
**ATLANTIC**

	Trial			Summary					Total	Percent resolved by						Monthly Resolutions
	Jury	Nonjury	Total	Judgment	Settlement	Default Judgment	Dismiss	Other		Trial	Sum Jud	Settle	Default J	Dismiss	Other	
Act on Neg Inst	0	1	1	1	20	66	25	1	114	1%	1%	18%	58%	22%	1%	<p>The 'Monthly Resolutions' section contains three line graphs. The top graph, 'Trials', shows a peak in late 2004 and another in early 2005. The middle graph, 'Settlements', shows a steady increase from 2004 to a peak in early 2005, followed by a decline. The bottom graph, 'Def Judg' and 'Dismiss', shows 'Dismiss' cases peaking in early 2005, while 'Def Judg' cases remain relatively low and stable.</p>
Asbestos	0	0	0	0	0	0	0	0	0	0%	0%	0%	0%	0%	0%	
Assault & Bat	2	0	2	0	13	1	6	0	22	9%	0%	59%	5%	27%	0%	
Auto - Pers Inj	45	3	48	32	811	4	312	33	1,240	4%	3%	65%	0%	25%	3%	
Auto - Property	0	1	1	0	15	2	11	0	29	3%	0%	52%	7%	38%	0%	
Book Account	0	0	0	14	56	226	125	0	421	0%	3%	13%	54%	30%	0%	
Civil Rights	0	0	0	3	4	0	3	6	16	0%	19%	25%	0%	19%	38%	
Complex Commer	0	0	0	0	2	0	2	0	4	0%	0%	50%	0%	50%	0%	
Condemnation	1	0	1	0	9	0	2	12	24	4%	0%	38%	0%	8%	50%	
Construction	0	0	0	0	23	1	6	2	32	0%	0%	72%	3%	19%	6%	
Contract/Commer	3	4	7	9	152	61	136	21	386	2%	2%	39%	16%	35%	5%	
Employment	0	0	0	2	11	0	4	2	19	0%	11%	58%	0%	21%	11%	
Lieu of P. Writ	0	0	0	1	4	0	4	26	35	0%	3%	11%	0%	11%	74%	
Medical Malprac	12	0	12	1	33	0	11	17	74	16%	1%	45%	0%	15%	23%	
Name Change	0	0	0	0	0	0	4	143	147	0%	0%	0%	0%	3%	97%	
Other Insurance	1	0	1	12	44	1	28	4	90	1%	13%	49%	1%	31%	4%	
Other Mass Tort	0	0	0	0	15	0	112	1	128	0%	0%	12%	0%	88%	1%	
Other Track 1	1	2	3	9	88	5	49	101	255	1%	4%	35%	2%	19%	40%	
Other Track 3	4	0	4	5	52	1	24	15	101	4%	5%	51%	1%	24%	15%	
Other Track 4	0	0	0	0	4	0	0	0	4	0%	0%	100%	0%	0%	0%	
Personal Injury	13	0	13	17	382	4	160	20	596	2%	3%	64%	1%	27%	3%	
Prod Liability	1	0	1	1	18	0	5	8	33	3%	3%	55%	0%	15%	24%	
Prof Malpractic	2	0	2	1	13	1	3	3	23	9%	4%	57%	4%	13%	13%	
PIP Coverage	0	1	1	1	43	1	15	2	63	2%	2%	68%	2%	24%	3%	
Real Property	0	2	2	1	10	2	8	7	30	7%	3%	33%	7%	27%	23%	
Tort Other	2	1	3	5	39	7	27	6	87	3%	6%	45%	8%	31%	7%	
Toxic Tort	0	0	0	0	2	0	1	0	3	0%	0%	67%	0%	33%	0%	
<b>Total</b>	<b>87</b>	<b>15</b>	<b>102</b>	<b>115</b>	<b>1,863</b>	<b>383</b>	<b>1,083</b>	<b>430</b>	<b>3,976</b>	<b>3%</b>	<b>3%</b>	<b>47%</b>	<b>10%</b>	<b>27%</b>	<b>11%</b>	

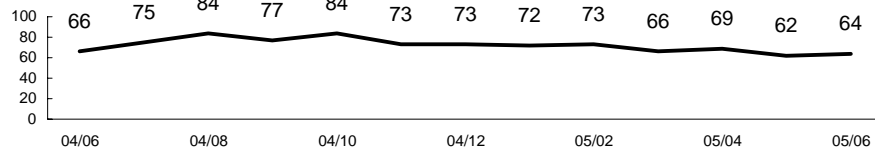


# BACKLOG GRAPHS JUNE 2004 - JUNE 2005 ATLANTIC

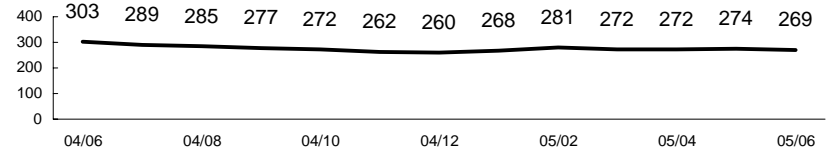
Total -- All Tracks



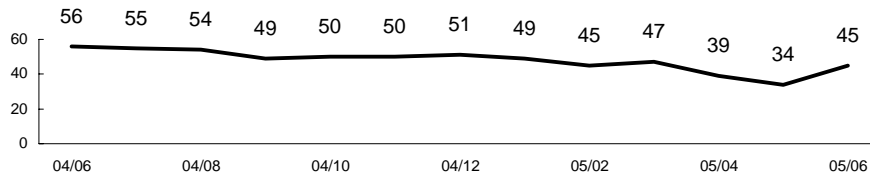
Track 1



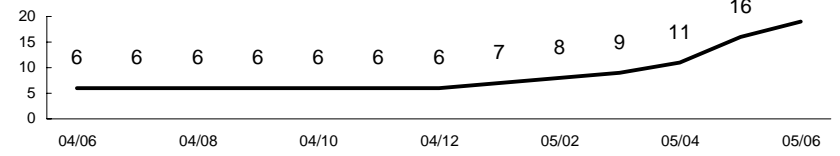
Track 2



Track 3



Track 4



**CIVIL CASELOAD SUMMARY BY CASETYPE**  
**JULY 2004 - JUNE 2005**  
**BERGEN**

	Filings			Resolutions			Clearance		Backlog			Backlog Percent		Backlog Per 100		Active Pending		
	Jul 2003	Jul 2004	percent change	Jul 2003	Jul 2004	percent change	Jul 2004 - Jun 2005		Jun 2004	Jun 2005	percent change	Jun 2004	Jun 2005	Jun 2004	Jun 2005	Jun 2004	Jun 2005	percent change
	to Jun 2004	to Jun 2005		to Jun 2004	to Jun 2005		number	percent										
Act on Neg Inst	212	<b>133</b>	-37%	288	<b>130</b>	-55%	<b>-3</b>	<b>98%</b>	12	<b>1</b>	-92%	15%	<b>1%</b>	68	<b>9</b>	81	<b>85</b>	5%
Asbestos	0	<b>0</b>	0%	0	<b>0</b>	0%	<b>0</b>	<b>100%</b>	0	<b>1</b>		0%	<b>100%</b>	0		1	<b>1</b>	0%
Assault & Bat	66	<b>61</b>	-8%	68	<b>59</b>	-13%	<b>-2</b>	<b>97%</b>	11	<b>11</b>	0%	16%	<b>15%</b>	200	<b>216</b>	70	<b>72</b>	3%
Auto - Pers Inj	2,678	<b>2,531</b>	-5%	3,111	<b>2,823</b>	-9%	<b>292</b>	<b>112%</b>	402	<b>392</b>	-2%	13%	<b>13%</b>	180	<b>186</b>	3,178	<b>2,929</b>	-8%
Auto - Property	166	<b>99</b>	-40%	185	<b>142</b>	-23%	<b>43</b>	<b>143%</b>	12	<b>3</b>	-75%	11%	<b>4%</b>	87	<b>36</b>	114	<b>72</b>	-37%
Book Account	1,204	<b>1,087</b>	-10%	1,304	<b>1,208</b>	-7%	<b>121</b>	<b>111%</b>	50	<b>39</b>	-22%	8%	<b>7%</b>	50	<b>43</b>	641	<b>524</b>	-18%
Civil Rights	20	<b>18</b>	-10%	22	<b>24</b>	9%	<b>6</b>	<b>133%</b>	3	<b>3</b>	0%	14%	<b>17%</b>	180	<b>200</b>	21	<b>18</b>	-14%
Complex Comme	46	<b>44</b>	-4%	39	<b>56</b>	44%	<b>12</b>	<b>127%</b>	6	<b>6</b>	0%	10%	<b>10%</b>	157	<b>164</b>	61	<b>62</b>	2%
Condemnation	21	<b>20</b>	-5%	30	<b>18</b>	-40%	<b>-2</b>	<b>90%</b>	0	<b>0</b>	0%	0%	<b>0%</b>	0	<b>0</b>	6	<b>9</b>	50%
Construction	69	<b>65</b>	-6%	69	<b>73</b>	6%	<b>8</b>	<b>112%</b>	9	<b>11</b>	22%	13%	<b>17%</b>	157	<b>203</b>	70	<b>63</b>	-10%
Contract/Commer	1,595	<b>1,796</b>	13%	1,686	<b>1,781</b>	6%	<b>-15</b>	<b>99%</b>	107	<b>73</b>	-32%	11%	<b>7%</b>	81	<b>49</b>	976	<b>981</b>	1%
Employment	58	<b>41</b>	-29%	59	<b>58</b>	-2%	<b>17</b>	<b>141%</b>	4	<b>3</b>	-25%	8%	<b>9%</b>	83	<b>88</b>	49	<b>33</b>	-33%
Lieu of P. Writ	134	<b>113</b>	-16%	141	<b>114</b>	-19%	<b>1</b>	<b>101%</b>	0	<b>0</b>	0%	0%	<b>0%</b>	0	<b>0</b>	78	<b>82</b>	5%
Medical Malprac	155	<b>130</b>	-16%	194	<b>243</b>	25%	<b>113</b>	<b>187%</b>	37	<b>33</b>	-11%	14%	<b>20%</b>	286	<b>305</b>	271	<b>168</b>	-38%
Name Change	416	<b>435</b>	5%	427	<b>437</b>	2%	<b>2</b>	<b>100%</b>	0	<b>0</b>	0%	0%	<b>0%</b>	0	<b>0</b>	64	<b>62</b>	-3%
Other Insurance	231	<b>225</b>	-3%	182	<b>245</b>	35%	<b>20</b>	<b>109%</b>	12	<b>15</b>	25%	8%	<b>12%</b>	62	<b>80</b>	159	<b>130</b>	-18%
Other Mass Tort	6,118	<b>95</b>	-98%	187	<b>5,210</b>	>999%	<b>5115</b>	<b>5484%</b>	0	<b>0</b>	0%	0%	<b>0%</b>	0	<b>0</b>	5,937	<b>869</b>	-85%
Other Track 1	626	<b>628</b>	0%	524	<b>635</b>	21%	<b>7</b>	<b>101%</b>	14	<b>20</b>	43%	6%	<b>9%</b>	27	<b>38</b>	243	<b>234</b>	-4%
Other Track 3	167	<b>149</b>	-11%	182	<b>191</b>	5%	<b>42</b>	<b>128%</b>	9	<b>13</b>	44%	4%	<b>8%</b>	65	<b>105</b>	202	<b>170</b>	-16%
Other Track 4	10	<b>12</b>	20%	14	<b>16</b>	14%	<b>4</b>	<b>133%</b>	7	<b>5</b>	-29%	33%	<b>28%</b>	840	<b>500</b>	21	<b>18</b>	-14%
Personal Injury	1,127	<b>1,162</b>	3%	1,185	<b>1,088</b>	-8%	<b>-74</b>	<b>94%</b>	152	<b>147</b>	-3%	12%	<b>11%</b>	162	<b>152</b>	1,311	<b>1,376</b>	5%
Prod Liability	66	<b>58</b>	-12%	82	<b>72</b>	-12%	<b>14</b>	<b>124%</b>	17	<b>38</b>	124%	13%	<b>28%</b>	309	<b>786</b>	133	<b>134</b>	1%
Prof Malpractic	70	<b>63</b>	-10%	74	<b>87</b>	18%	<b>24</b>	<b>138%</b>	18	<b>17</b>	-6%	15%	<b>14%</b>	309	<b>324</b>	120	<b>122</b>	2%
PIP Coverage	454	<b>522</b>	15%	477	<b>551</b>	16%	<b>29</b>	<b>106%</b>	19	<b>11</b>	-42%	13%	<b>9%</b>	50	<b>25</b>	150	<b>120</b>	-20%
Real Property	46	<b>29</b>	-37%	37	<b>47</b>	27%	<b>18</b>	<b>162%</b>	5	<b>2</b>	-60%	16%	<b>18%</b>	130	<b>83</b>	31	<b>11</b>	-65%
Tort Other	250	<b>276</b>	10%	312	<b>321</b>	3%	<b>45</b>	<b>116%</b>	48	<b>30</b>	-38%	17%	<b>12%</b>	230	<b>130</b>	277	<b>254</b>	-8%
Toxic Tort	12	<b>7</b>	-42%	14	<b>3</b>	-79%	<b>-4</b>	<b>43%</b>	2	<b>1</b>	-50%	20%	<b>5%</b>	200	<b>171</b>	10	<b>19</b>	90%
<b>Total</b>	<b>16,017</b>	<b>9,799</b>	<b>-39%</b>	<b>10,893</b>	<b>15,632</b>	<b>44%</b>	<b>5833</b>	<b>160%</b>	<b>956</b>	<b>875</b>	<b>-8%</b>	<b>7%</b>	<b>10%</b>	<b>72</b>	<b>107</b>	<b>14,275</b>	<b>8,618</b>	<b>-40%</b>

**CIVIL BACKLOG SUMMARY BY CASETYPE**

**JUNE 2005**

**BERGEN**

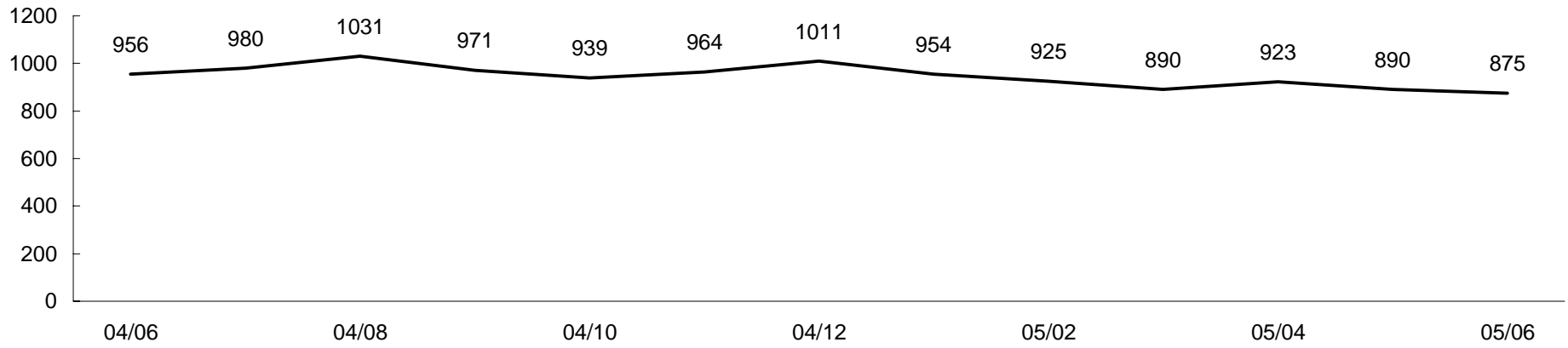
	Cases in Backlog															Total Backlog
	Track 1					Track 2				Track 3			Track 4			
	12 to 18 months	18 to 24 months	24 to 36 months	over 36 months	Total Track 1	18 to 24 months	24 to 36 months	over 36 months	Total Track 2	24 to 36 months	over 36 months	Total Track 3	24 to 36 months	over 36 months	Total Track 4	
Act on Neg Inst	0	1	0	0	1	0	0	0	0	0	0	0	0	0	0	1
Asbestos	0	0	0	0	0	0	0	0	0	0	0	0	1	0	1	1
Assault & Bat	0	0	0	0	0	6	4	1	11	0	0	0	0	0	0	11
Auto - Pers Inj	0	0	0	0	0	308	81	3	392	0	0	0	0	0	0	392
Auto - Property	0	0	0	0	0	3	0	0	3	0	0	0	0	0	0	3
Book Account	26	11	1	1	39	0	0	0	0	0	0	0	0	0	0	39
Civil Rights	0	0	0	0	0	0	0	0	0	2	1	3	0	0	0	3
Complex Comm	0	0	0	0	0	0	0	0	0	0	0	0	4	2	6	6
Condemnation	0	0	0	0	0	0	0	0	0	0	0	0	0	0	0	0
Construction	0	0	0	0	0	7	3	0	10	1	0	1	0	0	0	11
Contract/Comm	54	17	2	0	73	0	0	0	0	0	0	0	0	0	0	73
Employment	0	0	0	0	0	3	0	0	3	0	0	0	0	0	0	3
Lieu of P. Writ	0	0	0	0	0	0	0	0	0	0	0	0	0	0	0	0
Medical Malprac	0	0	0	0	0	0	0	0	0	29	4	33	0	0	0	33
Name Change	0	0	0	0	0	0	0	0	0	0	0	0	0	0	0	0
Other Insurance	11	3	0	0	14	0	0	0	0	0	0	0	1	0	1	15
Other Mass Tort	0	0	0	0	0	0	0	0	0	0	0	0	0	0	0	0
Other Track 1	17	2	1	0	20	0	0	0	0	0	0	0	0	0	0	20
Other Track 3	0	0	0	0	0	0	0	0	0	11	2	13	0	0	0	13
Other Track 4	0	0	0	0	0	0	0	0	0	0	0	0	3	2	5	5
Personal Injury	0	0	0	0	0	106	40	1	147	0	0	0	0	0	0	147
Prod Liability	0	0	0	0	0	0	0	0	0	34	4	38	0	0	0	38
Prof Malpractic	0	0	0	0	0	0	0	0	0	12	5	17	0	0	0	17
PIP Coverage	4	4	3	0	11	0	0	0	0	0	0	0	0	0	0	11
Real Property	2	0	0	0	2	0	0	0	0	0	0	0	0	0	0	2
Tort Other	0	0	0	0	0	16	11	3	30	0	0	0	0	0	0	30
Toxic Tort	0	0	0	0	0	0	0	0	0	1	0	1	0	0	0	1
<b>Total</b>	<b>114</b>	<b>38</b>	<b>7</b>	<b>1</b>	<b>160</b>	<b>449</b>	<b>139</b>	<b>8</b>	<b>596</b>	<b>90</b>	<b>16</b>	<b>106</b>	<b>9</b>	<b>4</b>	<b>13</b>	<b>875</b>

**CIVIL RESOLUTION SUMMARY BY CASETYPE**  
**JULY 2004 - JUNE 2005**  
**BERGEN**

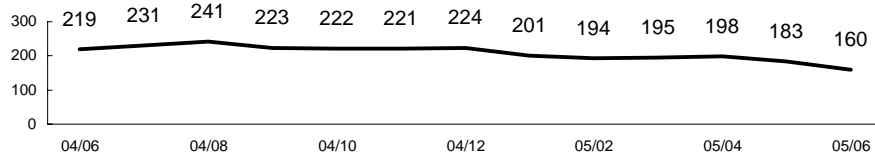
	Trial			Summary					Total	Percent resolved by						Monthly Resolutions
	Jury	Nonjury	Total	Judgment	Settlement	Default Judgment	Dismiss	Other		Trial	Sum Jud	Settle	Default J	Dismiss	Other	
Act on Neg Inst	1	1	2	4	47	43	34	0	130	2%	3%	36%	33%	26%	0%	<p>The 'Monthly Resolutions' section contains three line graphs. The top graph, 'Trials', shows monthly trial counts from 04/06 to 05/06, with values ranging from approximately 5 to 40. The middle graph, 'Settlements', shows monthly settlement counts, with a notable spike to nearly 3,000 in May 2004. The bottom graph, 'Def Judg/Dismiss', shows monthly counts for default judgments and dismissals, with a peak of about 2,100 in May 2004.</p>
Asbestos	0	0	0	0	0	0	0	0	0	0%	0%	0%	0%	0%	0%	
Assault & Bat	1	2	3	0	35	5	15	1	59	5%	0%	59%	8%	25%	2%	
Auto - Pers Inj	51	2	53	116	1,880	10	687	77	2,823	2%	4%	67%	0%	24%	3%	
Auto - Property	1	0	1	3	53	25	49	11	142	1%	2%	37%	18%	35%	8%	
Book Account	4	3	7	20	349	440	380	12	1,208	1%	2%	29%	36%	31%	1%	
Civil Rights	1	0	1	0	10	0	9	4	24	4%	0%	42%	0%	38%	17%	
Complex Commer	2	0	2	2	23	1	20	8	56	4%	4%	41%	2%	36%	14%	
Condemnation	0	0	0	0	2	0	16	0	18	0%	0%	11%	0%	89%	0%	
Construction	2	0	2	0	41	1	27	2	73	3%	0%	56%	1%	37%	3%	
Contract/Commer	12	16	28	37	756	405	505	50	1,781	2%	2%	42%	23%	28%	3%	
Employment	0	0	0	2	37	0	12	7	58	0%	3%	64%	0%	21%	12%	
Lieu of P. Writ	7	18	25	6	51	0	31	1	114	22%	5%	45%	0%	27%	1%	
Medical Malprac	25	0	25	4	85	0	50	79	243	10%	2%	35%	0%	21%	33%	
Name Change	0	0	0	0	0	0	27	410	437	0%	0%	0%	0%	6%	94%	
Other Insurance	4	2	6	7	112	18	81	21	245	2%	3%	46%	7%	33%	9%	
Other Mass Tort	0	0	0	0	2,580	0	2,618	12	5,210	0%	0%	50%	0%	50%	0%	
Other Track 1	3	2	5	8	235	36	340	11	635	1%	1%	37%	6%	54%	2%	
Other Track 3	3	1	4	7	126	0	36	18	191	2%	4%	66%	0%	19%	9%	
Other Track 4	0	0	0	0	11	0	5	0	16	0%	0%	69%	0%	31%	0%	
Personal Injury	18	0	18	20	777	11	226	36	1,088	2%	2%	71%	1%	21%	3%	
Prod Liability	3	1	4	1	44	0	18	5	72	6%	1%	61%	0%	25%	7%	
Prof Malpractic	1	0	1	7	58	2	14	5	87	1%	8%	67%	2%	16%	6%	
PIP Coverage	0	1	1	5	447	4	94	0	551	0%	1%	81%	1%	17%	0%	
Real Property	1	1	2	2	24	6	12	1	47	4%	4%	51%	13%	26%	2%	
Tort Other	6	2	8	7	189	20	81	16	321	2%	2%	59%	6%	25%	5%	
Toxic Tort	0	1	1	0	2	0	0	0	3	33%	0%	67%	0%	0%	0%	
<b>Total</b>	<b>146</b>	<b>53</b>	<b>199</b>	<b>258</b>	<b>7,974</b>	<b>1,027</b>	<b>5,387</b>	<b>787</b>	<b>15,632</b>	<b>1%</b>	<b>2%</b>	<b>51%</b>	<b>7%</b>	<b>34%</b>	<b>5%</b>	

# BACKLOG GRAPHS JUNE 2004 - JUNE 2005 BERGEN

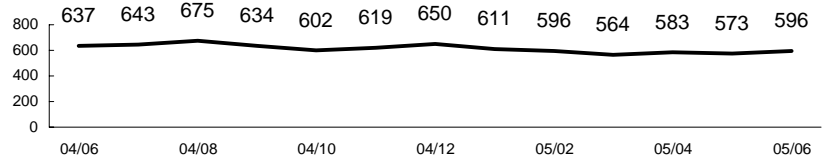
Total -- All Tracks



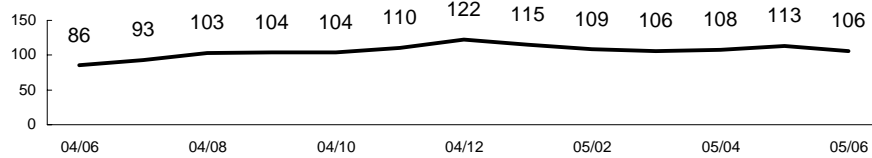
Track 1



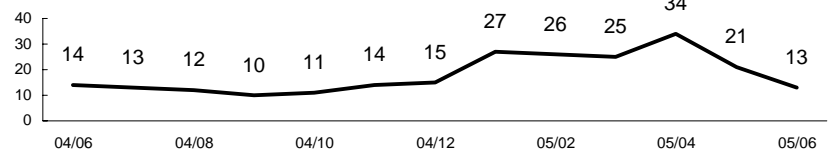
Track 2



Track 3



Track 4



**CIVIL CASELOAD SUMMARY BY CASETYPE**  
**JULY 2004 - JUNE 2005**  
**BURLINGTON**

	Filings			Resolutions			Clearance		Backlog			Backlog Percent		Backlog Per 100 Monthly Filings		Active Pending		
	Jul 2003 to Jun 2004	Jul 2004 to Jun 2005	percent change	Jul 2003 to Jun 2004	Jul 2004 to Jun 2005	percent change	Jul 2004 - Jun 2005		Jun 2004	Jun 2005	percent change	Jun 2004	Jun 2005	Jun 2004	Jun 2005	Jun 2004	Jun 2005	percent change
	number	percent	number	percent														
Act on Neg Inst	8	13	63%	8	10	25%	-3	77%	0	0	0%	0%	0%	0	0	5	8	60%
Asbestos	3	0	-100%	0	4		4	100%	3	0	-100%	50%	0%	1,200	0	6	1	-83%
Assault & Bat	16	12	-25%	22	16	-27%	4	133%	7	5	-29%	37%	29%	525	500	19	17	-11%
Auto - Pers Inj	1,026	925	-10%	1,072	1,067	0%	142	115%	184	165	-10%	15%	15%	215	214	1,230	1,101	-10%
Auto - Property	21	26	24%	24	18	-25%	-8	69%	3	3	0%	14%	11%	171	138	21	27	29%
Book Account	482	444	-8%	537	473	-12%	29	107%	32	17	-47%	12%	7%	80	46	263	229	-13%
Civil Rights	18	12	-33%	18	14	-22%	2	117%	4	8	100%	17%	38%	267	800	23	21	-9%
Complex Comme	12	10	-17%	24	12	-50%	2	120%	6	12	100%	21%	40%	600	1,440	28	30	7%
Condemnation	13	8	-38%	17	8	-53%	0	100%	2	3	50%	29%	50%	185	450	7	6	-14%
Construction	26	51	96%	40	40	0%	-11	78%	8	4	-50%	24%	8%	369	94	34	50	47%
Contract/Commer	855	876	2%	910	807	-11%	-69	92%	104	96	-8%	20%	17%	146	132	529	553	5%
Employment	20	23	15%	20	24	20%	1	104%	7	5	-29%	30%	20%	420	261	23	25	9%
Lieu of P. Writ	43	40	-7%	57	40	-30%	0	100%	5	10	100%	12%	23%	140	300	41	44	7%
Medical Malprac	65	56	-14%	77	87	13%	31	155%	40	27	-33%	32%	29%	738	579	125	92	-26%
Name Change	147	197	34%	144	190	32%	-7	96%	0	1		0%	2%	0	6	42	48	14%
Other Insurance	60	82	37%	72	72	0%	-10	88%	31	23	-26%	46%	29%	620	337	68	78	15%
Other Mass Tort	0	0	0%	1	0	-100%	0	100%	0	0	0%	0%	0%	0	0	0	0	0%
Other Track 1	220	257	17%	162	235	45%	-22	91%	20	18	-10%	14%	11%	109	84	141	160	13%
Other Track 3	76	63	-17%	44	97	120%	34	154%	15	11	-27%	14%	15%	237	210	106	72	-32%
Other Track 4	5	15	200%	7	8	14%	-7	53%	10	6	-40%	63%	26%	2,400	480	16	23	44%
Personal Injury	484	503	4%	482	471	-2%	-32	94%	106	85	-20%	18%	14%	263	203	587	609	4%
Prod Liability	25	19	-24%	47	44	-6%	25	232%	23	18	-22%	33%	37%	1,104	1,137	69	49	-29%
Prof Malpractic	23	17	-26%	25	47	88%	30	276%	12	11	-8%	20%	24%	626	776	60	45	-25%
PIP Coverage	180	95	-47%	183	156	-15%	61	164%	57	62	9%	33%	54%	380	783	175	114	-35%
Real Property	30	23	-23%	25	23	-8%	0	100%	5	2	-60%	29%	15%	200	104	17	13	-24%
Tort Other	114	91	-20%	123	125	2%	34	137%	38	39	3%	27%	30%	400	514	143	130	-9%
Toxic Tort	2	2	0%	4	5	25%	3	250%	3	6	100%	30%	67%	1,800	3,600	10	9	-10%
<b>Total</b>	<b>3,974</b>	<b>3,860</b>	<b>-3%</b>	<b>4,145</b>	<b>4,093</b>	<b>-1%</b>	<b>233</b>	<b>106%</b>	<b>725</b>	<b>637</b>	<b>-12%</b>	<b>19%</b>	<b>18%</b>	<b>219</b>	<b>198</b>	<b>3,788</b>	<b>3,554</b>	<b>-6%</b>

**CIVIL BACKLOG SUMMARY BY CASETYPE**

**JUNE 2005**

**BURLINGTON**

	Cases in Backlog															Total Backlog
	Track 1					Track 2				Track 3			Track 4			
	12 to 18 months	18 to 24 months	24 to 36 months	over 36 months	Total Track 1	18 to 24 months	24 to 36 months	over 36 months	Total Track 2	24 to 36 months	over 36 months	Total Track 3	24 to 36 months	over 36 months	Total Track 4	
Act on Neg Inst	0	0	0	0	0	0	0	0	0	0	0	0	0	0	0	0
Asbestos	0	0	0	0	0	0	0	0	0	0	0	0	0	0	0	0
Assault & Bat	0	0	0	0	0	4	1	0	5	0	0	0	0	0	0	0
Auto - Pers Inj	1	0	0	0	1	116	41	7	164	0	0	0	0	0	0	165
Auto - Property	0	0	0	0	0	2	1	0	3	0	0	0	0	0	0	3
Book Account	13	2	2	0	17	0	0	0	0	0	0	0	0	0	0	17
Civil Rights	0	0	0	0	0	0	0	0	0	6	2	8	0	0	0	8
Complex Comm	0	0	0	0	0	0	0	0	0	0	0	0	9	3	12	12
Condemnation	0	0	0	0	0	0	0	0	0	2	1	3	0	0	0	3
Construction	0	0	0	0	0	1	0	3	4	0	0	0	0	0	0	4
Contract/Comm	50	12	11	23	96	0	0	0	0	0	0	0	0	0	0	96
Employment	0	0	0	0	0	2	1	2	5	0	0	0	0	0	0	5
Lieu of P. Writ	0	0	0	0	0	0	0	0	0	0	0	0	6	4	10	10
Medical Malprac	0	0	0	0	0	0	0	0	0	18	9	27	0	0	0	27
Name Change	1	0	0	0	1	0	0	0	0	0	0	0	0	0	0	1
Other Insurance	2	4	3	13	22	0	0	0	0	0	0	0	0	1	1	23
Other Mass Tort	0	0	0	0	0	0	0	0	0	0	0	0	0	0	0	0
Other Track 1	11	1	0	3	15	0	0	0	0	1	0	1	0	2	2	18
Other Track 3	0	0	0	0	0	0	0	0	0	7	4	11	0	0	0	11
Other Track 4	0	0	0	0	0	0	0	0	0	0	0	0	1	5	6	6
Personal Injury	0	0	0	0	0	46	32	7	85	0	0	0	0	0	0	85
Prod Liability	0	0	0	0	0	0	0	0	0	12	6	18	0	0	0	18
Prof Malpractic	0	0	0	0	0	0	0	0	0	7	4	11	0	0	0	11
PIP Coverage	15	5	11	28	59	1	2	0	3	0	0	0	0	0	0	62
Real Property	0	0	1	1	2	0	0	0	0	0	0	0	0	0	0	2
Tort Other	1	1	0	0	2	14	18	5	37	0	0	0	0	0	0	39
Toxic Tort	0	0	0	0	0	0	0	0	0	3	3	6	0	0	0	6
<b>Total</b>	<b>94</b>	<b>25</b>	<b>28</b>	<b>68</b>	<b>215</b>	<b>186</b>	<b>96</b>	<b>24</b>	<b>306</b>	<b>56</b>	<b>29</b>	<b>85</b>	<b>16</b>	<b>15</b>	<b>31</b>	<b>637</b>

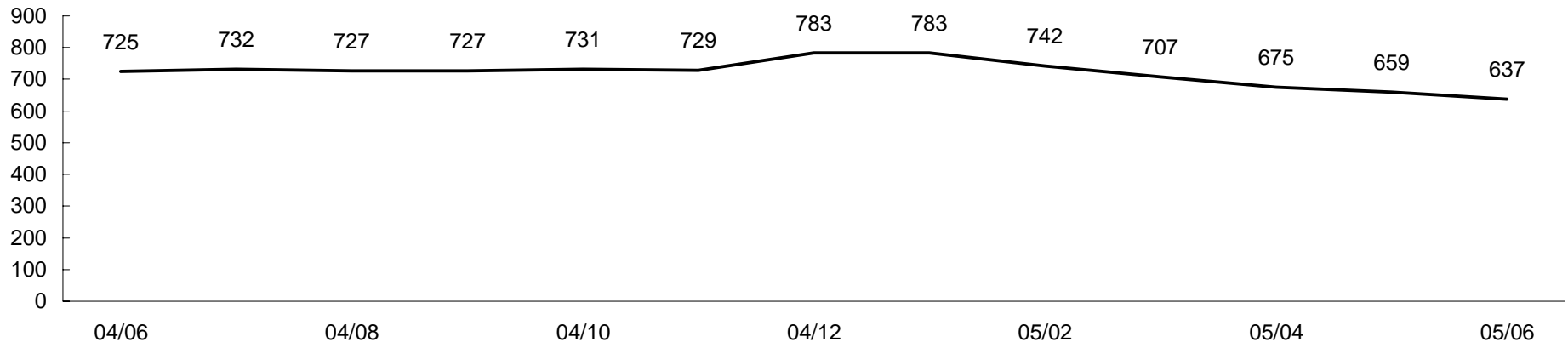
**CIVIL RESOLUTION SUMMARY BY CASETYPE**  
**JULY 2004 - JUNE 2005**  
**BURLINGTON**

	Trial			Summary					Total	Percent resolved by						Monthly Resolutions
	Jury	Nonjury	Total	Judgment	Settlement	Default Judgment	Dismiss	Other		Trial	Sum Jud	Settle	Default J	Dismiss	Other	
Act on Neg Inst	0	0	0	0	4	4	2	0	10	0%	0%	40%	40%	20%	0%	
Asbestos	0	0	0	0	4	0	0	0	4	0%	0%	100%	0%	0%	0%	
Assault & Bat	0	0	0	2	9	0	5	0	16	0%	13%	56%	0%	31%	0%	
Auto - Pers Inj	32	4	36	44	696	5	244	42	1,067	3%	4%	65%	0%	23%	4%	
Auto - Property	0	0	0	0	9	2	6	1	18	0%	0%	50%	11%	33%	6%	
Book Account	0	0	0	6	122	185	156	4	473	0%	1%	26%	39%	33%	1%	
Civil Rights	1	1	2	2	3	0	2	5	14	14%	14%	21%	0%	14%	36%	
Complex Commer	0	0	0	0	10	0	0	2	12	0%	0%	83%	0%	0%	17%	
Condemnation	0	0	0	0	8	0	0	0	8	0%	0%	100%	0%	0%	0%	
Construction	0	0	0	0	24	5	9	2	40	0%	0%	60%	13%	23%	5%	
Contract/Commer	3	6	9	17	310	212	237	22	807	1%	2%	38%	26%	29%	3%	
Employment	0	0	0	1	16	0	5	2	24	0%	4%	67%	0%	21%	8%	
Lieu of P. Writ	0	0	0	10	17	0	12	1	40	0%	25%	43%	0%	30%	3%	
Medical Malprac	4	0	4	2	30	0	10	41	87	5%	2%	34%	0%	11%	47%	
Name Change	0	0	0	0	0	0	3	187	190	0%	0%	0%	0%	2%	98%	
Other Insurance	1	0	1	9	34	1	15	12	72	1%	13%	47%	1%	21%	17%	
Other Mass Tort	0	0	0	0	0	0	0	0	0	0%	0%	0%	0%	0%	0%	
Other Track 1	2	0	2	3	108	2	37	83	235	1%	1%	46%	1%	16%	35%	
Other Track 3	1	0	1	3	56	0	19	18	97	1%	3%	58%	0%	20%	19%	
Other Track 4	0	0	0	0	6	0	2	0	8	0%	0%	75%	0%	25%	0%	
Personal Injury	6	1	7	15	332	3	79	35	471	1%	3%	70%	1%	17%	7%	
Prod Liability	3	0	3	3	25	0	9	4	44	7%	7%	57%	0%	20%	9%	
Prof Malpractic	0	1	1	1	40	0	4	1	47	2%	2%	85%	0%	9%	2%	
PIP Coverage	1	1	2	5	92	0	55	2	156	1%	3%	59%	0%	35%	1%	
Real Property	0	0	0	0	17	1	5	0	23	0%	0%	74%	4%	22%	0%	
Tort Other	4	1	5	4	82	2	26	6	125	4%	3%	66%	2%	21%	5%	
Toxic Tort	0	0	0	0	4	0	1	0	5	0%	0%	80%	0%	20%	0%	
<b>Total</b>	<b>58</b>	<b>15</b>	<b>73</b>	<b>127</b>	<b>2,058</b>	<b>422</b>	<b>943</b>	<b>470</b>	<b>4,093</b>	<b>2%</b>	<b>3%</b>	<b>50%</b>	<b>10%</b>	<b>23%</b>	<b>11%</b>	

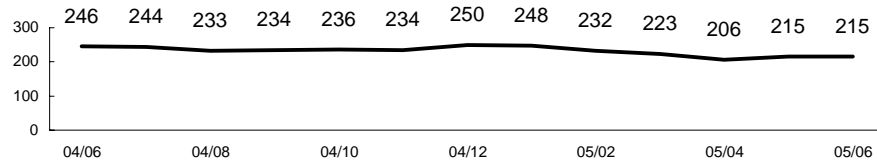


# BACKLOG GRAPHS JUNE 2004 - JUNE 2005 BURLINGTON

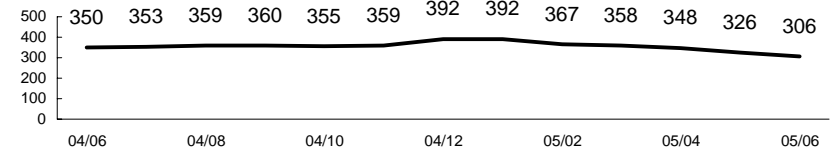
Total -- All Tracks



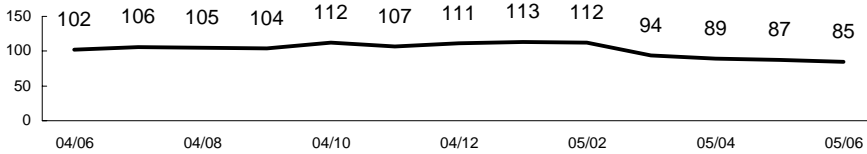
Track 1



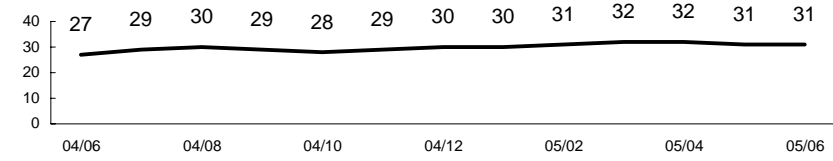
Track 2



Track 3



Track 4



**CIVIL CASELOAD SUMMARY BY CASETYPE**  
**JULY 2004 - JUNE 2005**  
**CAMDEN**

	Filings			Resolutions			Clearance		Backlog			Backlog Percent		Backlog Per 100		Active Pending		
	Jul 2003 to Jun 2004	Jul 2004 to Jun 2005	percent change	Jul 2003 to Jun 2004	Jul 2004 to Jun 2005	percent change	Jul 2004 - Jun 2005		Jun 2004	Jun 2005	percent change	Jun 2004	Jun 2005	Jun 2004	Jun 2005	Jun 2004	Jun 2005	percent change
	number	percent																
Act on Neg Inst	10	22	120%	13	12	-8%	-10	55%	0	3		0%	18%	0	164	7	17	143%
Asbestos	46	81	76%	72	70	-3%	-11	86%	6	5	-17%	7%	5%	157	74	87	98	13%
Assault & Bat	28	39	39%	27	33	22%	-6	85%	9	4	-56%	23%	9%	386	123	39	45	15%
Auto - Pers Inj	2,416	2,298	-5%	2,531	2,508	-1%	210	109%	430	336	-22%	15%	13%	214	175	2,791	2,592	-7%
Auto - Property	34	45	32%	48	35	-27%	-10	78%	2	7	250%	6%	16%	71	187	32	44	38%
Book Account	428	405	-5%	422	437	4%	32	108%	13	6	-54%	6%	3%	36	18	215	185	-14%
Civil Rights	31	25	-19%	24	36	50%	11	144%	2	1	-50%	7%	5%	77	48	30	19	-37%
Complex Comme	18	29	61%	24	39	63%	10	134%	8	6	-25%	25%	22%	533	248	32	27	-16%
Condemnation	28	89	218%	24	72	200%	-17	81%	0	2		0%	7%	0	27	12	30	150%
Construction	39	37	-5%	27	36	33%	-1	97%	7	6	-14%	17%	14%	215	195	42	43	2%
Contract/Commer	1,145	899	-21%	1,464	1,048	-28%	149	117%	92	56	-39%	14%	10%	96	75	680	539	-21%
Employment	35	19	-46%	37	25	-32%	6	132%	5	6	20%	16%	24%	171	379	32	25	-22%
Lieu of P. Writ	35	50	43%	37	30	-19%	-20	60%	0	0	0%	0%	0%	0	0	21	41	95%
Medical Malprac	132	129	-2%	134	191	43%	62	148%	82	38	-54%	30%	18%	745	353	276	215	-22%
Name Change	157	211	34%	165	187	13%	-24	89%	0	0	0%	0%	0%	0	0	49	73	49%
Other Insurance	229	283	24%	259	251	-3%	-32	89%	52	39	-25%	29%	19%	272	165	177	209	18%
Other Mass Tort	2	8	300%	4	2	-50%	-6	25%	0	0	0%	0%	0%	0	0	0	6	
Other Track 1	954	5,502	477%	615	5,278	758%	-224	96%	68	48	-29%	12%	6%	86	10	552	762	38%
Other Track 3	105	93	-11%	90	112	24%	19	120%	14	14	0%	12%	14%	160	181	119	103	-13%
Other Track 4	0	13		4	6	50%	-7	46%	5	3	-40%	83%	21%		277	6	14	133%
Personal Injury	1,022	984	-4%	1,075	1,069	-1%	85	109%	222	141	-36%	18%	12%	261	172	1,252	1,172	-6%
Prod Liability	84	76	-10%	91	71	-22%	-5	93%	30	18	-40%	29%	17%	429	284	102	108	6%
Prof Malpractic	49	47	-4%	51	52	2%	5	111%	17	12	-29%	25%	19%	416	306	67	63	-6%
PIP Coverage	441	288	-35%	640	418	-35%	130	145%	70	31	-56%	20%	14%	190	129	349	220	-37%
Real Property	44	40	-9%	45	44	-2%	4	110%	3	2	-33%	13%	10%	82	60	23	20	-13%
Tort Other	152	140	-8%	142	170	20%	30	121%	28	29	4%	17%	22%	221	249	161	133	-17%
Toxic Tort	8	9	13%	4	7	75%	-2	78%	1	1	0%	14%	10%	150	133	7	10	43%
<b>Total</b>	<b>7,672</b>	<b>11,861</b>	<b>55%</b>	<b>8,069</b>	<b>12,239</b>	<b>52%</b>	<b>378</b>	<b>103%</b>	<b>1,166</b>	<b>814</b>	<b>-30%</b>	<b>16%</b>	<b>12%</b>	<b>182</b>	<b>82</b>	<b>7,160</b>	<b>6,813</b>	<b>-5%</b>

**CIVIL BACKLOG SUMMARY BY CASETYPE**

**JUNE 2005**

**CAMDEN**

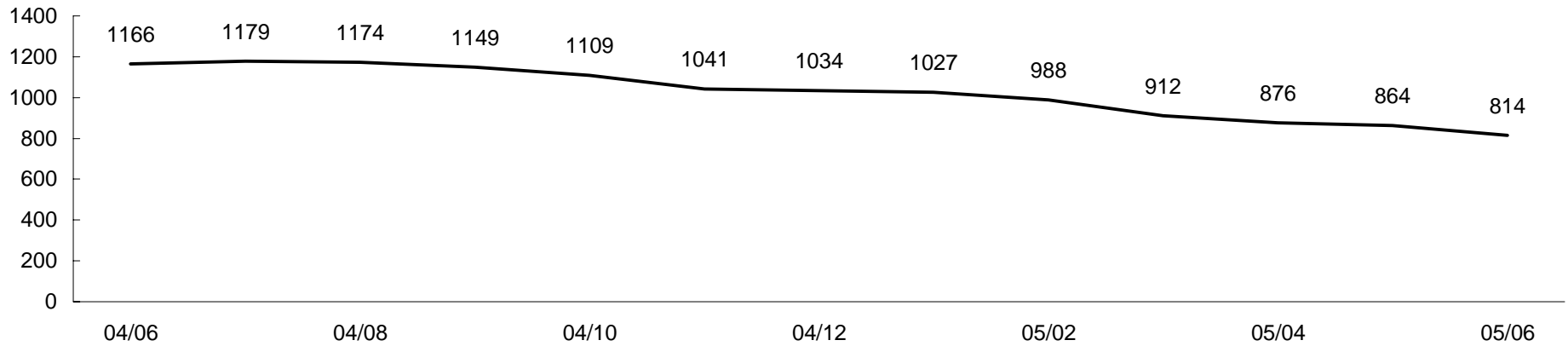
	Cases in Backlog															Total Backlog
	Track 1					Track 2				Track 3			Track 4			
	12 to 18 months	18 to 24 months	24 to 36 months	over 36 months	Total Track 1	18 to 24 months	24 to 36 months	over 36 months	Total Track 2	24 to 36 months	over 36 months	Total Track 3	24 to 36 months	over 36 months	Total Track 4	
Act on Neg Inst	2	1	0	0	3	0	0	0	0	0	0	0	0	0	0	3
Asbestos	0	0	0	0	0	0	0	0	0	0	0	0	5	0	5	5
Assault & Bat	0	0	0	0	0	1	3	0	4	0	0	0	0	0	0	4
Auto - Pers Inj	0	1	0	0	1	233	86	15	334	1	0	1	0	0	0	336
Auto - Property	0	0	0	0	0	4	3	0	7	0	0	0	0	0	0	7
Book Account	4	0	1	0	5	0	0	0	0	1	0	1	0	0	0	6
Civil Rights	0	0	0	0	0	0	0	0	0	0	1	1	0	0	0	1
Complex Comm	0	0	0	0	0	0	0	0	0	0	0	0	4	2	6	6
Condemnation	0	0	0	0	0	0	0	0	0	2	0	2	0	0	0	2
Construction	0	0	0	0	0	3	3	0	6	0	0	0	0	0	0	6
Contract/Comm	34	16	2	0	52	1	1	0	2	2	0	2	0	0	0	56
Employment	0	0	0	0	0	2	2	2	6	0	0	0	0	0	0	6
Lieu of P. Writ	0	0	0	0	0	0	0	0	0	0	0	0	0	0	0	0
Medical Malprac	0	0	0	0	0	0	0	0	0	29	9	38	0	0	0	38
Name Change	0	0	0	0	0	0	0	0	0	0	0	0	0	0	0	0
Other Insurance	25	4	5	3	37	0	1	0	1	1	0	1	0	0	0	39
Other Mass Tort	0	0	0	0	0	0	0	0	0	0	0	0	0	0	0	0
Other Track 1	21	10	9	1	41	2	1	1	4	0	0	0	1	2	3	48
Other Track 3	0	0	0	0	0	0	0	0	0	10	3	13	0	1	1	14
Other Track 4	0	0	0	0	0	0	0	0	0	0	0	0	1	2	3	3
Personal Injury	0	0	0	0	0	95	40	3	138	0	0	0	2	1	3	141
Prod Liability	0	0	0	0	0	0	0	0	0	9	9	18	0	0	0	18
Prof Malpractic	0	0	0	0	0	0	0	0	0	9	3	12	0	0	0	12
PIP Coverage	24	1	4	1	30	0	1	0	1	0	0	0	0	0	0	31
Real Property	2	0	0	0	2	0	0	0	0	0	0	0	0	0	0	2
Tort Other	0	0	0	0	0	14	5	5	24	1	0	1	2	2	4	29
Toxic Tort	0	0	0	0	0	0	0	0	0	0	0	0	0	1	1	1
<b>Total</b>	<b>112</b>	<b>33</b>	<b>21</b>	<b>5</b>	<b>171</b>	<b>355</b>	<b>146</b>	<b>26</b>	<b>527</b>	<b>65</b>	<b>25</b>	<b>90</b>	<b>15</b>	<b>11</b>	<b>26</b>	<b>814</b>

**CIVIL RESOLUTION SUMMARY BY CASETYPE**  
**JULY 2004 - JUNE 2005**  
**CAMDEN**

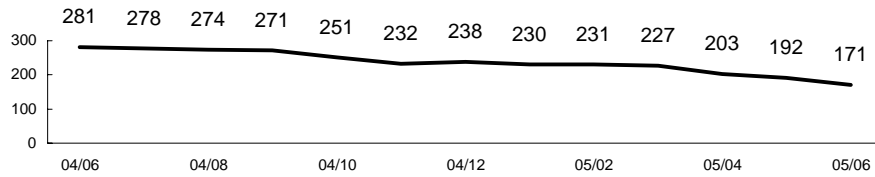
	Trial			Summary					Total	Percent resolved by						Monthly Resolutions
	Jury	Nonjury	Total	Judgment	Settlement	Default Judgment	Dismiss	Other		Trial	Sum Jud	Settle	Default J	Dismiss	Other	
Act on Neg Inst	0	0	0	1	0	9	2	0	12	0%	8%	0%	75%	17%	0%	<p>The 'Monthly Resolutions' section contains three line charts. The first chart, 'Trials', shows monthly counts from 04/06 to 05/06, with values ranging from approximately 3 to 22. The second chart, 'Settlements', shows monthly counts from 04/06 to 05/06, with values ranging from 0 to 1,200. The third chart, 'Def Judg/Dismiss', shows monthly counts from 04/06 to 05/06, with values ranging from 0 to 400. Each chart has a legend: Trials (squares), Sum Judg (diamonds), Settlements (squares), and Def Judg (squares), Dismiss (diamonds).</p>
Asbestos	0	0	0	0	46	0	3	21	70	0%	0%	66%	0%	4%	30%	
Assault & Bat	0	0	0	0	15	4	12	2	33	0%	0%	45%	12%	36%	6%	
Auto - Pers Inj	49	4	53	79	1,044	19	1,209	104	2,508	2%	3%	42%	1%	48%	4%	
Auto - Property	0	1	1	2	13	1	17	1	35	3%	6%	37%	3%	49%	3%	
Book Account	0	2	2	7	78	164	173	13	437	0%	2%	18%	38%	40%	3%	
Civil Rights	0	0	0	2	15	0	10	9	36	0%	6%	42%	0%	28%	25%	
Complex Commer	0	0	0	0	12	0	18	9	39	0%	0%	31%	0%	46%	23%	
Condemnation	0	0	0	0	7	1	1	63	72	0%	0%	10%	1%	1%	88%	
Construction	0	1	1	1	17	3	12	2	36	3%	3%	47%	8%	33%	6%	
Contract/Commer	4	2	6	19	339	234	399	51	1,048	1%	2%	32%	22%	38%	5%	
Employment	0	0	0	1	13	0	7	4	25	0%	4%	52%	0%	28%	16%	
Lieu of P. Writ	0	4	4	0	9	0	14	3	30	13%	0%	30%	0%	47%	10%	
Medical Malprac	16	0	16	6	55	1	47	66	191	8%	3%	29%	1%	25%	35%	
Name Change	0	0	0	0	0	0	7	180	187	0%	0%	0%	0%	4%	96%	
Other Insurance	3	2	5	8	78	20	102	38	251	2%	3%	31%	8%	41%	15%	
Other Mass Tort	0	0	0	0	0	0	0	2	2	0%	0%	0%	0%	0%	100%	
Other Track 1	9	5	14	11	2,515	1,606	524	608	5,278	0%	0%	48%	30%	10%	12%	
Other Track 3	0	0	0	4	54	0	39	15	112	0%	4%	48%	0%	35%	13%	
Other Track 4	0	0	0	0	2	0	3	1	6	0%	0%	33%	0%	50%	17%	
Personal Injury	13	1	14	32	536	13	413	61	1,069	1%	3%	50%	1%	39%	6%	
Prod Liability	1	0	1	2	30	0	25	13	71	1%	3%	42%	0%	35%	18%	
Prof Malpractic	1	0	1	5	20	0	21	5	52	2%	10%	38%	0%	40%	10%	
PIP Coverage	0	4	4	6	225	7	157	19	418	1%	1%	54%	2%	38%	5%	
Real Property	0	0	0	2	12	5	20	5	44	0%	5%	27%	11%	45%	11%	
Tort Other	1	1	2	1	74	12	71	10	170	1%	1%	44%	7%	42%	6%	
Toxic Tort	0	0	0	0	1	0	3	3	7	0%	0%	14%	0%	43%	43%	
<b>Total</b>	<b>97</b>	<b>27</b>	<b>124</b>	<b>189</b>	<b>5,210</b>	<b>2,099</b>	<b>3,309</b>	<b>1,308</b>	<b>12,239</b>	<b>1%</b>	<b>2%</b>	<b>43%</b>	<b>17%</b>	<b>27%</b>	<b>11%</b>	

# BACKLOG GRAPHS JUNE 2004 - JUNE 2005 CAMDEN

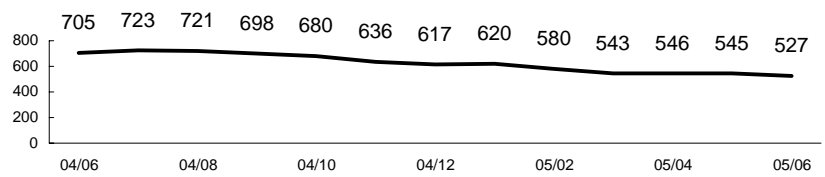
Total -- All Tracks




Track 1



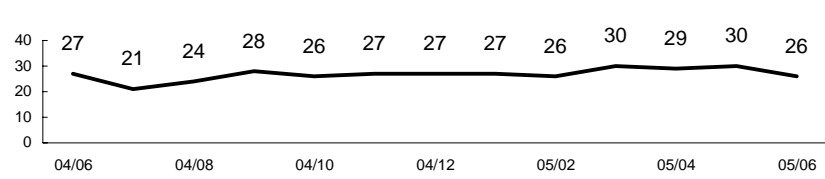
Track 2



Track 3



Track 4



**CIVIL CASELOAD SUMMARY BY CASETYPE**  
**JULY 2004 - JUNE 2005**  
**CAPE MAY**

	Filings			Resolutions			Clearance		Backlog			Backlog Percent		Backlog Per 100 Monthly Filings		Active Pending		
	Jul 2003 to Jun 2004	Jul 2004 to Jun 2005	percent change	Jul 2003 to Jun 2004	Jul 2004 to Jun 2005	percent change	Jul 2004 - Jun 2005		Jun 2004	Jun 2005	percent change	Jun 2004	Jun 2005	Jun 2004	Jun 2005	Jun 2004	Jun 2005	percent change
	number	percent	number	percent														
Act on Neg Inst	2	2	0%	4	1	-75%	-1	50%	0	0	0%	0%	0%	0	0	0	1	
Asbestos	0	0	0%	0	0	0%	0	100%	0	0	0%	0%	0%	0	0	0	0	0%
Assault & Bat	8	4	-50%	3	5	67%	1	125%	0	3		0%	50%	0	900	7	6	-14%
Auto - Pers Inj	149	147	-1%	177	139	-21%	-8	95%	23	19	-17%	15%	12%	185	155	152	162	7%
Auto - Property	5	2	-60%	3	4	33%	2	200%	0	0	0%	0%	0%	0	0	5	3	-40%
Book Account	47	60	28%	62	46	-26%	-14	77%	3	0	-100%	18%	0%	77	0	17	27	59%
Civil Rights	3	3	0%	3	2	-33%	-1	67%	0	0	0%	0%	0%	0	0	2	3	50%
Complex Comme	1	1	0%	5	0	-100%	-1	0%	0	1		0%	33%	0	1,200	1	3	200%
Condemnation	1	1	0%	4	3	-25%	2	300%	2	1	-50%	50%	50%	2,400	1,200	4	2	-50%
Construction	16	15	-6%	21	17	-19%	2	113%	1	3	200%	6%	14%	75	240	18	22	22%
Contract/Commer	152	132	-13%	149	134	-10%	2	102%	12	13	8%	14%	19%	95	118	85	69	-19%
Employment	6	6	0%	3	7	133%	1	117%	1	1	0%	13%	20%	200	200	8	5	-38%
Lieu of P. Writ	28	39	39%	28	21	-25%	-18	54%	0	3		0%	8%	0	92	19	37	95%
Medical Malprac	7	8	14%	12	5	-58%	-3	63%	1	2	100%	10%	14%	171	300	10	14	40%
Name Change	33	26	-21%	33	25	-24%	-1	96%	0	0	0%	0%	0%	0	0	4	5	25%
Other Insurance	19	20	5%	24	19	-21%	-1	95%	0	3		0%	33%	0	180	9	9	0%
Other Mass Tort	0	0	0%	0	0	0%	0	100%	0	0	0%	0%	0%	0	0	0	0	0%
Other Track 1	50	67	34%	31	59	90%	-8	88%	3	5	67%	9%	14%	72	90	32	36	13%
Other Track 3	11	26	136%	18	20	11%	-6	77%	2	2	0%	13%	8%	218	92	15	24	60%
Other Track 4	0	4		1	1	0%	-3	25%	0	0	0%	0%	0%	0	0	2	4	100%
Personal Injury	127	156	23%	157	152	-3%	-4	97%	27	22	-19%	17%	13%	255	169	160	164	3%
Prod Liability	5	3	-40%	6	8	33%	5	267%	1	1	0%	8%	13%	240	400	12	8	-33%
Prof Malpractic	4	5	25%	10	11	10%	6	220%	2	3	50%	17%	27%	600	720	12	11	-8%
PIP Coverage	5	5	0%	9	4	-56%	-1	80%	0	0	0%	0%	0%	0	0	2	3	50%
Real Property	20	17	-15%	14	13	-7%	-4	76%	1	3	200%	11%	27%	60	212	9	11	22%
Tort Other	37	40	8%	36	42	17%	2	105%	3	5	67%	8%	11%	97	150	39	47	21%
Toxic Tort	2	3	50%	1	3	200%	0	100%	0	0	0%	0%	0%	0	0	3	3	0%
<b>Total</b>	<b>738</b>	<b>792</b>	<b>7%</b>	<b>814</b>	<b>741</b>	<b>-9%</b>	<b>-51</b>	<b>94%</b>	<b>82</b>	<b>90</b>	<b>10%</b>	<b>13%</b>	<b>13%</b>	<b>133</b>	<b>136</b>	<b>627</b>	<b>679</b>	<b>8%</b>

**CIVIL BACKLOG SUMMARY BY CASETYPE**

**JUNE 2005**

**CAPE MAY**

	Cases in Backlog															Total Backlog
	Track 1					Track 2				Track 3			Track 4			
	12 to 18 months	18 to 24 months	24 to 36 months	over 36 months	Total Track 1	18 to 24 months	24 to 36 months	over 36 months	Total Track 2	24 to 36 months	over 36 months	Total Track 3	24 to 36 months	over 36 months	Total Track 4	
Act on Neg Inst	0	0	0	0	0	0	0	0	0	0	0	0	0	0	0	0
Asbestos	0	0	0	0	0	0	0	0	0	0	0	0	0	0	0	0
Assault & Bat	0	0	0	0	0	2	1	0	3	0	0	0	0	0	0	3
Auto - Pers Inj	0	0	0	0	0	12	7	0	19	0	0	0	0	0	0	19
Auto - Property	0	0	0	0	0	0	0	0	0	0	0	0	0	0	0	0
Book Account	0	0	0	0	0	0	0	0	0	0	0	0	0	0	0	0
Civil Rights	0	0	0	0	0	0	0	0	0	0	0	0	0	0	0	0
Complex Comm	0	0	0	0	0	0	0	0	0	0	0	0	1	0	1	1
Condemnation	0	0	0	0	0	0	0	0	0	0	1	1	0	0	0	1
Construction	0	0	0	0	0	3	0	0	3	0	0	0	0	0	0	3
Contract/Comm	11	1	1	0	13	0	0	0	0	0	0	0	0	0	0	13
Employment	0	0	0	0	0	0	0	1	1	0	0	0	0	0	0	1
Lieu of P. Writ	0	0	0	0	0	0	0	0	0	0	0	0	3	0	3	3
Medical Malprac	0	0	0	0	0	0	0	0	0	2	0	2	0	0	0	2
Name Change	0	0	0	0	0	0	0	0	0	0	0	0	0	0	0	0
Other Insurance	3	0	0	0	3	0	0	0	0	0	0	0	0	0	0	3
Other Mass Tort	0	0	0	0	0	0	0	0	0	0	0	0	0	0	0	0
Other Track 1	3	1	0	0	4	0	0	0	0	0	0	0	0	1	1	5
Other Track 3	0	0	0	0	0	0	0	0	0	0	2	2	0	0	0	2
Other Track 4	0	0	0	0	0	0	0	0	0	0	0	0	0	0	0	0
Personal Injury	0	0	0	0	0	14	7	1	22	0	0	0	0	0	0	22
Prod Liability	0	0	0	0	0	0	0	0	0	1	0	1	0	0	0	1
Prof Malpractic	0	0	0	0	0	0	0	0	0	3	0	3	0	0	0	3
PIP Coverage	0	0	0	0	0	0	0	0	0	0	0	0	0	0	0	0
Real Property	2	0	1	0	3	0	0	0	0	0	0	0	0	0	0	3
Tort Other	0	0	0	0	0	5	0	0	5	0	0	0	0	0	0	5
Toxic Tort	0	0	0	0	0	0	0	0	0	0	0	0	0	0	0	0
<b>Total</b>	<b>19</b>	<b>2</b>	<b>2</b>	<b>0</b>	<b>23</b>	<b>36</b>	<b>15</b>	<b>2</b>	<b>53</b>	<b>6</b>	<b>3</b>	<b>9</b>	<b>4</b>	<b>1</b>	<b>5</b>	<b>90</b>

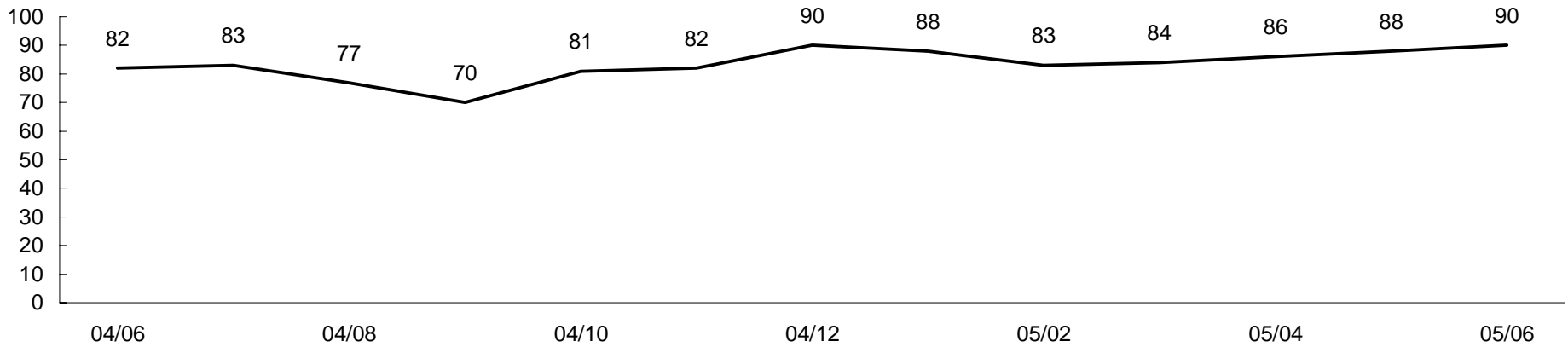
**CIVIL RESOLUTION SUMMARY BY CASETYPE**  
**JULY 2004 - JUNE 2005**  
**CAPE MAY**

	Trial			Summary					Total	Percent resolved by						Monthly Resolutions
	Jury	Nonjury	Total	Judgment	Settlement	Default Judgment	Dismiss	Other		Trial	Sum Jud	Settle	Default J	Dismiss	Other	
Act on Neg Inst	0	0	0	0	0	1	0	0	1	0%	0%	0%	100%	0%	0%	
Asbestos	0	0	0	0	0	0	0	0	0	0%	0%	0%	0%	0%	0%	
Assault & Bat	0	0	0	0	1	1	3	0	5	0%	0%	20%	20%	60%	0%	
Auto - Pers Inj	1	0	1	8	75	0	45	10	139	1%	6%	54%	0%	32%	7%	
Auto - Property	0	0	0	0	3	1	0	0	4	0%	0%	75%	25%	0%	0%	
Book Account	0	0	0	1	15	19	10	1	46	0%	2%	33%	41%	22%	2%	
Civil Rights	0	0	0	0	1	0	0	1	2	0%	0%	50%	0%	0%	50%	
Complex Commer	0	0	0	0	0	0	0	0	0	0%	0%	0%	0%	0%	0%	
Condemnation	0	0	0	0	2	0	0	1	3	0%	0%	67%	0%	0%	33%	
Construction	0	0	0	0	12	1	3	1	17	0%	0%	71%	6%	18%	6%	
Contract/Commer	2	0	2	2	55	24	46	5	134	1%	1%	41%	18%	34%	4%	
Employment	0	0	0	0	4	0	2	1	7	0%	0%	57%	0%	29%	14%	
Lieu of P. Writ	0	0	0	1	3	0	4	13	21	0%	5%	14%	0%	19%	62%	
Medical Malprac	1	0	1	0	3	0	1	0	5	20%	0%	60%	0%	20%	0%	
Name Change	0	0	0	0	0	0	0	25	25	0%	0%	0%	0%	0%	100%	
Other Insurance	0	0	0	1	7	0	9	2	19	0%	5%	37%	0%	47%	11%	
Other Mass Tort	0	0	0	0	0	0	0	0	0	0%	0%	0%	0%	0%	0%	
Other Track 1	0	4	4	1	26	0	15	13	59	7%	2%	44%	0%	25%	22%	
Other Track 3	0	0	0	1	9	0	9	1	20	0%	5%	45%	0%	45%	5%	
Other Track 4	0	0	0	0	0	0	1	0	1	0%	0%	0%	0%	100%	0%	
Personal Injury	2	0	2	5	89	4	42	10	152	1%	3%	59%	3%	28%	7%	
Prod Liability	0	0	0	0	5	0	3	0	8	0%	0%	63%	0%	38%	0%	
Prof Malpractic	0	0	0	1	10	0	0	0	11	0%	9%	91%	0%	0%	0%	
PIP Coverage	0	0	0	0	2	0	2	0	4	0%	0%	50%	0%	50%	0%	
Real Property	0	0	0	0	10	0	3	0	13	0%	0%	77%	0%	23%	0%	
Tort Other	0	0	0	0	24	2	12	4	42	0%	0%	57%	5%	29%	10%	
Toxic Tort	0	0	0	0	1	0	1	1	3	0%	0%	33%	0%	33%	33%	
<b>Total</b>	<b>6</b>	<b>4</b>	<b>10</b>	<b>21</b>	<b>357</b>	<b>53</b>	<b>211</b>	<b>89</b>	<b>741</b>	<b>1%</b>	<b>3%</b>	<b>48%</b>	<b>7%</b>	<b>28%</b>	<b>12%</b>	

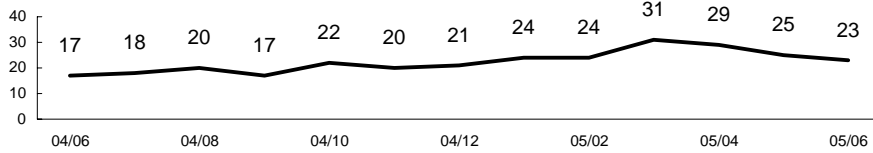


# BACKLOG GRAPHS JUNE 2004 - JUNE 2005 CAPE MAY

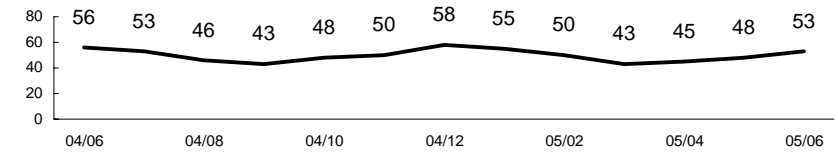
Total -- All Tracks



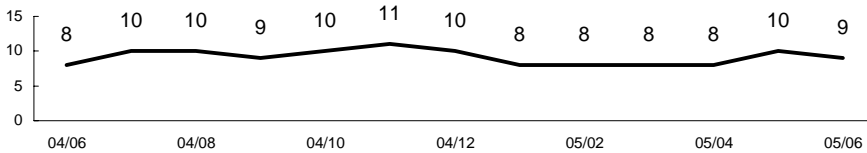
Track 1



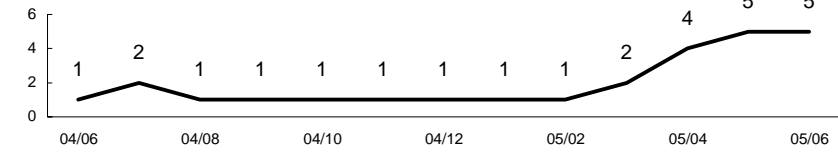
Track 2



Track 3



Track 4



**CIVIL CASELOAD SUMMARY BY CASETYPE**  
**JULY 2004 - JUNE 2005**  
**CUMBERLAND**

	Filings			Resolutions			Clearance		Backlog			Backlog Percent		Backlog Per 100 Monthly Filings		Active Pending		
	Jul 2003 to Jun 2004	Jul 2004 to Jun 2005	percent change	Jul 2003 to Jun 2004	Jul 2004 to Jun 2005	percent change	Jul 2004 - Jun 2005		Jun 2004	Jun 2005	percent change	Jun 2004	Jun 2005	Jun 2004	Jun 2005	Jun 2004	Jun 2005	percent change
	number	percent	number	percent														
Act on Neg Inst	2	2	0%	2	3	50%	1	150%	0	0	0%	0%	0%	0	0	1	0	-100%
Asbestos	2	0	-100%	0	0	0%	0	100%	0	0	0%	0%	0%	0	0	1	1	0%
Assault & Bat	11	9	-18%	13	13	0%	4	144%	3	1	-67%	27%	14%	327	133	11	7	-36%
Auto - Pers Inj	441	438	-1%	457	386	-16%	-52	88%	77	90	17%	15%	16%	210	247	497	548	10%
Auto - Property	22	11	-50%	13	22	69%	11	200%	2	0	-100%	10%	0%	109	0	20	9	-55%
Book Account	82	87	6%	83	101	22%	14	116%	5	3	-40%	10%	8%	73	41	50	36	-28%
Civil Rights	5	5	0%	6	4	-33%	-1	80%	1	4	300%	14%	50%	240	960	7	8	14%
Complex Comme	2	5	150%	1	5	400%	0	100%	4	1	-75%	67%	17%	2,400	240	6	6	0%
Condemnation	28	14	-50%	5	31	520%	17	221%	0	1		0%	6%	0	86	31	16	-48%
Construction	7	19	171%	7	19	171%	0	100%	3	1	-67%	33%	10%	514	63	9	10	11%
Contract/Commer	208	160	-23%	235	170	-28%	10	106%	26	38	46%	19%	31%	150	285	134	124	-7%
Employment	9	10	11%	9	10	11%	0	100%	0	0	0%	0%	0%	0	0	7	7	0%
Lieu of P. Writ	14	14	0%	10	15	50%	1	107%	0	1		0%	9%	0	86	11	11	0%
Medical Malprac	19	17	-11%	31	20	-35%	3	118%	16	14	-13%	37%	34%	1,011	988	43	41	-5%
Name Change	98	133	36%	73	142	95%	9	107%	0	0	0%	0%	0%	0	0	41	33	-20%
Other Insurance	27	32	19%	34	28	-18%	-4	88%	11	9	-18%	39%	31%	489	338	28	29	4%
Other Mass Tort	0	0	0%	0	0	0%	0	100%	0	0	0%	0%	0%	0	0	0	0	0%
Other Track 1	91	118	30%	70	98	40%	-20	83%	7	12	71%	12%	16%	92	122	57	75	32%
Other Track 3	25	17	-32%	11	27	145%	10	159%	3	1	-67%	10%	5%	144	71	31	21	-32%
Other Track 4	3	2	-33%	5	1	-80%	-1	50%	2	2	0%	50%	40%	800	1,200	4	5	25%
Personal Injury	178	198	11%	204	205	0%	7	104%	46	38	-17%	19%	16%	310	230	237	232	-2%
Prod Liability	15	14	-7%	14	17	21%	3	121%	5	3	-40%	24%	16%	400	257	21	19	-10%
Prof Malpractic	7	9	29%	8	7	-13%	-2	78%	3	2	-33%	33%	14%	514	267	9	14	56%
PIP Coverage	83	46	-45%	83	64	-23%	18	139%	13	10	-23%	20%	22%	188	261	65	46	-29%
Real Property	12	17	42%	12	13	8%	-4	76%	2	2	0%	20%	17%	200	141	10	12	20%
Tort Other	62	50	-19%	71	52	-27%	2	104%	8	9	13%	17%	20%	155	216	46	44	-4%
Toxic Tort	3	1	-67%	2	4	100%	3	400%	1	1	0%	20%	50%	400	1,200	5	2	-60%
<b>Total</b>	<b>1,456</b>	<b>1,428</b>	<b>-2%</b>	<b>1,459</b>	<b>1,457</b>	<b>0%</b>	<b>29</b>	<b>102%</b>	<b>238</b>	<b>243</b>	<b>2%</b>	<b>17%</b>	<b>18%</b>	<b>196</b>	<b>204</b>	<b>1,382</b>	<b>1,356</b>	<b>-2%</b>

**CIVIL BACKLOG SUMMARY BY CASETYPE**

**JUNE 2005**

**CUMBERLAND**

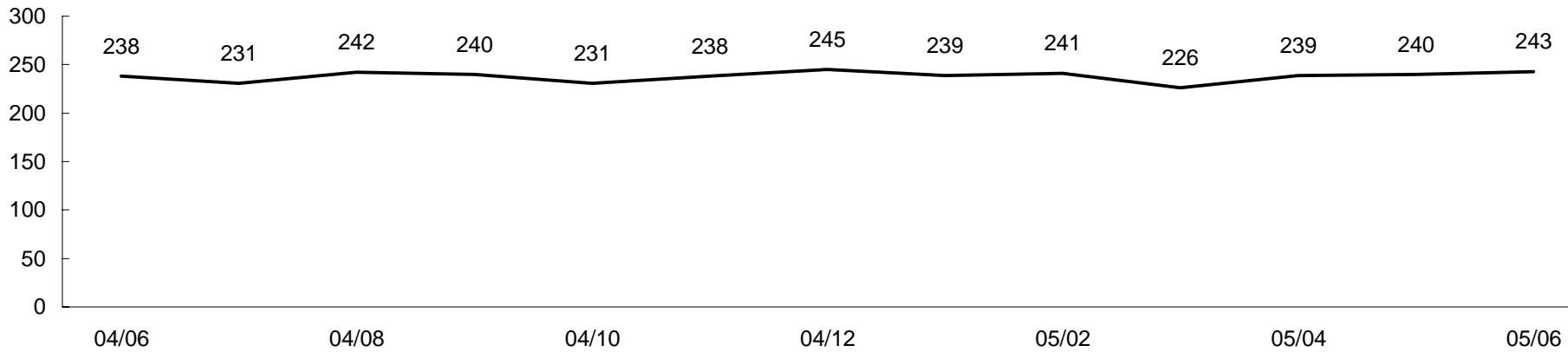
	Cases in Backlog															Total Backlog
	Track 1					Track 2				Track 3			Track 4			
	12 to 18 months	18 to 24 months	24 to 36 months	over 36 months	Total Track 1	18 to 24 months	24 to 36 months	over 36 months	Total Track 2	24 to 36 months	over 36 months	Total Track 3	24 to 36 months	over 36 months	Total Track 4	
Act on Neg Inst	0	0	0	0	0	0	0	0	0	0	0	0	0	0	0	0
Asbestos	0	0	0	0	0	0	0	0	0	0	0	0	0	0	0	0
Assault & Bat	0	0	0	0	0	0	0	0	0	0	1	1	0	0	0	1
Auto - Pers Inj	0	0	0	0	0	59	28	3	90	0	0	0	0	0	0	90
Auto - Property	0	0	0	0	0	0	0	0	0	0	0	0	0	0	0	0
Book Account	2	0	1	0	3	0	0	0	0	0	0	0	0	0	0	3
Civil Rights	0	0	0	0	0	0	0	0	0	3	1	4	0	0	0	4
Complex Comm	0	0	0	0	0	0	0	0	0	0	0	0	0	1	1	1
Condemnation	0	0	0	0	0	0	0	0	0	1	0	1	0	0	0	1
Construction	0	0	0	0	0	0	0	1	1	0	0	0	0	0	0	1
Contract/Comm	14	11	7	3	35	1	1	0	2	0	0	0	0	1	1	38
Employment	0	0	0	0	0	0	0	0	0	0	0	0	0	0	0	0
Lieu of P. Writ	0	0	1	0	1	0	0	0	0	0	0	0	0	0	0	1
Medical Malprac	0	0	0	0	0	0	0	0	0	7	7	14	0	0	0	14
Name Change	0	0	0	0	0	0	0	0	0	0	0	0	0	0	0	0
Other Insurance	3	1	3	0	7	0	0	0	0	1	0	1	0	1	1	9
Other Mass Tort	0	0	0	0	0	0	0	0	0	0	0	0	0	0	0	0
Other Track 1	7	2	1	0	10	1	0	0	1	1	0	1	0	0	0	12
Other Track 3	0	0	0	0	0	0	0	0	0	1	0	1	0	0	0	1
Other Track 4	0	0	0	0	0	0	0	0	0	0	0	0	0	2	2	2
Personal Injury	0	0	0	0	0	19	14	4	37	0	1	1	0	0	0	38
Prod Liability	0	0	0	0	0	0	0	0	0	2	1	3	0	0	0	3
Prof Malpractic	0	0	0	0	0	0	0	0	0	0	2	2	0	0	0	2
PIP Coverage	7	1	2	0	10	0	0	0	0	0	0	0	0	0	0	10
Real Property	0	1	1	0	2	0	0	0	0	0	0	0	0	0	0	2
Tort Other	0	0	0	0	0	5	1	2	8	0	1	1	0	0	0	9
Toxic Tort	0	0	0	0	0	0	0	0	0	1	0	1	0	0	0	1
<b>Total</b>	<b>33</b>	<b>16</b>	<b>16</b>	<b>3</b>	<b>68</b>	<b>85</b>	<b>44</b>	<b>10</b>	<b>139</b>	<b>17</b>	<b>14</b>	<b>31</b>	<b>0</b>	<b>5</b>	<b>5</b>	<b>243</b>

**CIVIL RESOLUTION SUMMARY BY CASETYPE**  
**JULY 2004 - JUNE 2005**  
**CUMBERLAND**

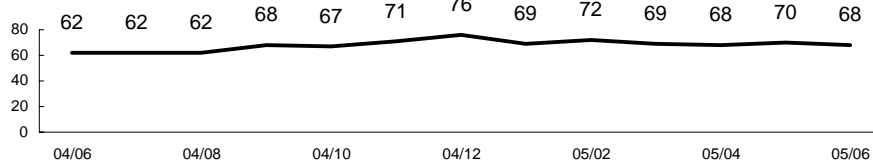
	Trial			Summary					Total	Percent resolved by						Monthly Resolutions
	Jury	Nonjury	Total	Judgment	Settlement	Default Judgment	Dismiss	Other		Trial	Sum Jud	Settle	Default J	Dismiss	Other	
Act on Neg Inst	0	0	0	0	2	1	0	0	3	0%	0%	67%	33%	0%	0%	<p>04/06 04/04 08/04 10/04 12/05 02/05 04/05 06</p> <p>■ Trials    ◆ Sum Jud</p>
Asbestos	0	0	0	0	0	0	0	0	0	0%	0%	0%	0%	0%	0%	
Assault & Bat	0	0	0	2	4	0	5	2	13	0%	15%	31%	0%	38%	15%	
Auto - Pers Inj	2	1	3	16	265	5	85	12	386	1%	4%	69%	1%	22%	3%	
Auto - Property	0	0	0	0	9	7	6	0	22	0%	0%	41%	32%	27%	0%	
Book Account	0	0	0	2	13	41	37	8	101	0%	2%	13%	41%	37%	8%	
Civil Rights	0	0	0	0	0	0	3	1	4	0%	0%	0%	0%	75%	25%	
Complex Commer	0	0	0	0	5	0	0	0	5	0%	0%	100%	0%	0%	0%	
Condemnation	0	0	0	0	9	0	2	20	31	0%	0%	29%	0%	6%	65%	
Construction	0	0	0	1	9	4	4	1	19	0%	5%	47%	21%	21%	5%	
Contract/Commer	3	0	3	3	63	46	39	16	170	2%	2%	37%	27%	23%	9%	
Employment	0	0	0	0	4	1	5	0	10	0%	0%	40%	10%	50%	0%	
Lieu of P. Writ	0	1	1	1	8	0	3	2	15	7%	7%	53%	0%	20%	13%	
Medical Malprac	4	0	4	0	14	0	2	0	20	20%	0%	70%	0%	10%	0%	
Name Change	0	0	0	0	0	0	4	138	142	0%	0%	0%	0%	3%	97%	
Other Insurance	1	2	3	2	12	1	9	1	28	11%	7%	43%	4%	32%	4%	
Other Mass Tort	0	0	0	0	0	0	0	0	0	0%	0%	0%	0%	0%	0%	
Other Track 1	0	1	1	3	43	5	11	35	98	1%	3%	44%	5%	11%	36%	
Other Track 3	0	0	0	1	23	0	3	0	27	0%	4%	85%	0%	11%	0%	
Other Track 4	0	0	0	0	1	0	0	0	1	0%	0%	100%	0%	0%	0%	
Personal Injury	5	0	5	7	154	3	28	8	205	2%	3%	75%	1%	14%	4%	
Prod Liability	0	0	0	0	14	0	3	0	17	0%	0%	82%	0%	18%	0%	
Prof Malpractic	0	0	0	1	4	0	2	0	7	0%	14%	57%	0%	29%	0%	
PIP Coverage	0	0	0	2	46	0	12	4	64	0%	3%	72%	0%	19%	6%	
Real Property	0	0	0	2	4	0	2	5	13	0%	15%	31%	0%	15%	38%	
Tort Other	0	0	0	2	14	8	21	7	52	0%	4%	27%	15%	40%	13%	
Toxic Tort	0	0	0	0	3	0	1	0	4	0%	0%	75%	0%	25%	0%	
<b>Total</b>	<b>15</b>	<b>5</b>	<b>20</b>	<b>45</b>	<b>723</b>	<b>122</b>	<b>287</b>	<b>260</b>	<b>1,457</b>	<b>1%</b>	<b>3%</b>	<b>50%</b>	<b>8%</b>	<b>20%</b>	<b>18%</b>	<p>04/06 04/04 08/04 10/04 12/05 02/05 04/05 06</p> <p>■ Def Judg    ◆ Dismiss</p>

# BACKLOG GRAPHS JUNE 2004 - JUNE 2005 CUMBERLAND

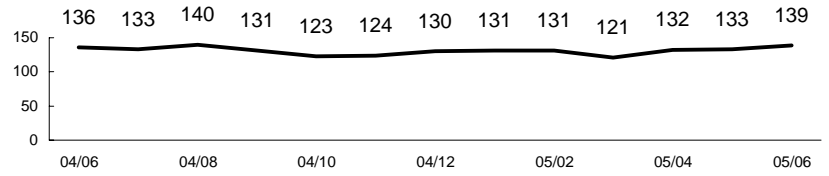
Total -- All Tracks



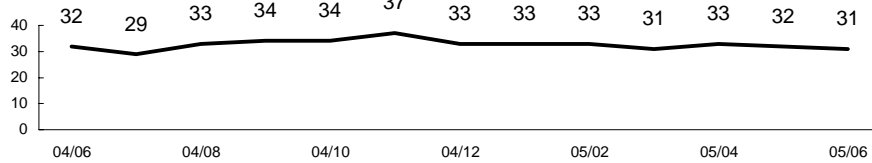
Track 1



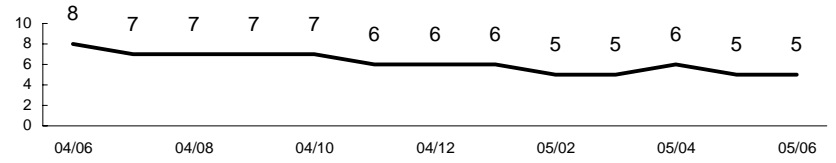
Track 2



Track 3



Track 4



**CIVIL CASELOAD SUMMARY BY CASETYPE**  
**JULY 2004 - JUNE 2005**  
**ESSEX**

	Filings			Resolutions			Clearance		Backlog			Backlog Percent		Backlog Per 100 Monthly Filings		Active Pending		
	Jul 2003 to Jun 2004	Jul 2004 to Jun 2005	percent change	Jul 2003 to Jun 2004	Jul 2004 to Jun 2005	percent change	Jul 2004 - Jun 2005		Jun 2004	Jun 2005	percent change	Jun 2004	Jun 2005	Jun 2004	Jun 2005	Jun 2004	Jun 2005	percent change
	number	percent																
Act on Neg Inst	25	<b>42</b>	68%	39	<b>33</b>	-15%	<b>-9</b>	<b>79%</b>	5	<b>3</b>	-40%	29%	<b>12%</b>	240	<b>86</b>	17	<b>26</b>	53%
Asbestos	3	<b>2</b>	-33%	1	<b>1</b>	0%	<b>-1</b>	<b>50%</b>	0	<b>0</b>	0%	0%	<b>0%</b>	0	<b>0</b>	3	<b>1</b>	-67%
Assault & Bat	64	<b>64</b>	0%	72	<b>69</b>	-4%	<b>5</b>	<b>108%</b>	20	<b>12</b>	-40%	28%	<b>18%</b>	375	<b>225</b>	71	<b>66</b>	-7%
Auto - Pers Inj	4,822	<b>4,626</b>	-4%	5,558	<b>4,978</b>	-10%	<b>352</b>	<b>108%</b>	788	<b>658</b>	-16%	15%	<b>14%</b>	196	<b>171</b>	5,163	<b>4,839</b>	-6%
Auto - Property	91	<b>100</b>	10%	106	<b>94</b>	-11%	<b>-6</b>	<b>94%</b>	12	<b>7</b>	-42%	14%	<b>7%</b>	158	<b>84</b>	88	<b>95</b>	8%
Book Account	799	<b>900</b>	13%	944	<b>809</b>	-14%	<b>-91</b>	<b>90%</b>	40	<b>41</b>	3%	9%	<b>8%</b>	60	<b>55</b>	452	<b>542</b>	20%
Civil Rights	77	<b>59</b>	-23%	74	<b>70</b>	-5%	<b>11</b>	<b>119%</b>	17	<b>17</b>	0%	19%	<b>22%</b>	265	<b>346</b>	90	<b>79</b>	-12%
Complex Comme	20	<b>32</b>	60%	16	<b>28</b>	75%	<b>-4</b>	<b>88%</b>	7	<b>10</b>	43%	22%	<b>25%</b>	420	<b>375</b>	32	<b>40</b>	25%
Condemnation	36	<b>26</b>	-28%	19	<b>51</b>	168%	<b>25</b>	<b>196%</b>	4	<b>1</b>	-75%	7%	<b>3%</b>	133	<b>46</b>	56	<b>29</b>	-48%
Construction	71	<b>59</b>	-17%	39	<b>58</b>	49%	<b>-1</b>	<b>98%</b>	17	<b>18</b>	6%	20%	<b>21%</b>	287	<b>366</b>	85	<b>86</b>	1%
Contract/Commer	1,352	<b>1,234</b>	-9%	1,390	<b>1,352</b>	-3%	<b>118</b>	<b>110%</b>	140	<b>138</b>	-1%	16%	<b>18%</b>	124	<b>134</b>	886	<b>772</b>	-13%
Employment	51	<b>50</b>	-2%	78	<b>57</b>	-27%	<b>7</b>	<b>114%</b>	17	<b>10</b>	-41%	30%	<b>21%</b>	400	<b>240</b>	56	<b>48</b>	-14%
Lieu of P. Writ	63	<b>54</b>	-14%	52	<b>67</b>	29%	<b>13</b>	<b>124%</b>	18	<b>21</b>	17%	22%	<b>30%</b>	343	<b>467</b>	83	<b>69</b>	-17%
Medical Malprac	205	<b>196</b>	-4%	215	<b>252</b>	17%	<b>56</b>	<b>129%</b>	59	<b>43</b>	-27%	18%	<b>16%</b>	345	<b>263</b>	322	<b>266</b>	-17%
Name Change	392	<b>498</b>	27%	375	<b>471</b>	26%	<b>-27</b>	<b>95%</b>	2	<b>1</b>	-50%	2%	<b>1%</b>	6	<b>2</b>	125	<b>151</b>	21%
Other Insurance	170	<b>185</b>	9%	139	<b>202</b>	45%	<b>17</b>	<b>109%</b>	64	<b>43</b>	-33%	36%	<b>27%</b>	452	<b>279</b>	176	<b>157</b>	-11%
Other Mass Tort	0	<b>1</b>		0	<b>1</b>		<b>0</b>	<b>100%</b>	0	<b>0</b>	0%	0%	<b>0%</b>	0	<b>0</b>	1	<b>1</b>	0%
Other Track 1	615	<b>623</b>	1%	589	<b>615</b>	4%	<b>-8</b>	<b>99%</b>	93	<b>91</b>	-2%	25%	<b>22%</b>	181	<b>175</b>	377	<b>421</b>	12%
Other Track 3	166	<b>262</b>	58%	147	<b>178</b>	21%	<b>-84</b>	<b>68%</b>	31	<b>40</b>	29%	14%	<b>13%</b>	224	<b>183</b>	216	<b>301</b>	39%
Other Track 4	6	<b>10</b>	67%	2	<b>13</b>	550%	<b>3</b>	<b>130%</b>	6	<b>3</b>	-50%	20%	<b>11%</b>	1,200	<b>360</b>	30	<b>28</b>	-7%
Personal Injury	2,087	<b>2,186</b>	5%	2,192	<b>2,166</b>	-1%	<b>-20</b>	<b>99%</b>	417	<b>354</b>	-15%	18%	<b>15%</b>	240	<b>194</b>	2,381	<b>2,410</b>	1%
Prod Liability	83	<b>62</b>	-25%	65	<b>87</b>	34%	<b>25</b>	<b>140%</b>	38	<b>34</b>	-11%	28%	<b>29%</b>	549	<b>658</b>	137	<b>116</b>	-15%
Prof Malpractic	66	<b>80</b>	21%	86	<b>76</b>	-12%	<b>-4</b>	<b>95%</b>	22	<b>32</b>	45%	21%	<b>28%</b>	400	<b>480</b>	104	<b>114</b>	10%
PIP Coverage	158	<b>216</b>	37%	153	<b>199</b>	30%	<b>-17</b>	<b>92%</b>	14	<b>16</b>	14%	14%	<b>14%</b>	106	<b>89</b>	101	<b>117</b>	16%
Real Property	72	<b>64</b>	-11%	64	<b>67</b>	5%	<b>3</b>	<b>105%</b>	17	<b>14</b>	-18%	29%	<b>25%</b>	283	<b>263</b>	58	<b>55</b>	-5%
Tort Other	345	<b>285</b>	-17%	371	<b>325</b>	-12%	<b>40</b>	<b>114%</b>	59	<b>56</b>	-5%	17%	<b>18%</b>	205	<b>236</b>	347	<b>313</b>	-10%
Toxic Tort	27	<b>14</b>	-48%	22	<b>26</b>	18%	<b>12</b>	<b>186%</b>	7	<b>3</b>	-57%	21%	<b>13%</b>	311	<b>257</b>	33	<b>23</b>	-30%
<b>Total</b>	<b>11,866</b>	<b>11,930</b>	<b>1%</b>	<b>12,808</b>	<b>12,345</b>	<b>-4%</b>	<b>415</b>	<b>103%</b>	<b>1,914</b>	<b>1,666</b>	<b>-13%</b>	<b>17%</b>	<b>15%</b>	<b>194</b>	<b>168</b>	<b>11,490</b>	<b>11,165</b>	<b>-3%</b>

**CIVIL BACKLOG SUMMARY BY CASETYPE**

**JUNE 2005**

**ESSEX**

	Cases in Backlog															Total Backlog
	Track 1					Track 2				Track 3			Track 4			
	12 to 18 months	18 to 24 months	24 to 36 months	over 36 months	Total Track 1	18 to 24 months	24 to 36 months	over 36 months	Total Track 2	24 to 36 months	over 36 months	Total Track 3	24 to 36 months	over 36 months	Total Track 4	
Act on Neg Inst	0	1	1	1	3	0	0	0	0	0	0	0	0	0	0	3
Asbestos	0	0	0	0	0	0	0	0	0	0	0	0	0	0	0	0
Assault & Bat	0	0	0	0	0	9	3	0	12	0	0	0	0	0	0	12
Auto - Pers Inj	0	2	1	0	3	422	203	30	655	0	0	0	0	0	0	658
Auto - Property	0	0	0	0	0	4	3	0	7	0	0	0	0	0	0	7
Book Account	30	7	4	0	41	0	0	0	0	0	0	0	0	0	0	41
Civil Rights	0	0	0	0	0	0	0	0	0	13	4	17	0	0	0	17
Complex Comm	0	0	0	0	0	0	0	0	0	0	0	0	8	2	10	10
Condemnation	0	0	1	0	1	0	0	0	0	0	0	0	0	0	0	1
Construction	0	0	0	0	0	10	6	1	17	1	0	1	0	0	0	18
Contract/Comm	97	12	16	11	136	0	0	0	0	1	0	1	0	1	1	138
Employment	0	0	0	0	0	5	3	1	9	0	0	0	1	0	1	10
Lieu of P. Writ	0	0	0	0	0	0	0	0	0	0	0	0	9	12	21	21
Medical Malprac	0	0	0	1	1	0	0	0	0	34	8	42	0	0	0	43
Name Change	1	0	0	0	1	0	0	0	0	0	0	0	0	0	0	1
Other Insurance	25	8	6	3	42	0	0	0	0	0	1	1	0	0	0	43
Other Mass Tort	0	0	0	0	0	0	0	0	0	0	0	0	0	0	0	0
Other Track 1	52	17	11	9	89	0	0	0	0	1	0	1	1	0	1	91
Other Track 3	0	0	0	0	0	0	0	0	0	24	16	40	0	0	0	40
Other Track 4	0	0	0	0	0	0	0	0	0	0	0	0	1	2	3	3
Personal Injury	1	0	0	0	1	193	124	34	351	1	0	1	1	0	1	354
Prod Liability	0	0	0	0	0	0	0	0	0	20	13	33	1	0	1	34
Prof Malpractic	0	0	0	0	0	0	0	0	0	24	8	32	0	0	0	32
PIP Coverage	15	0	0	1	16	0	0	0	0	0	0	0	0	0	0	16
Real Property	8	4	1	1	14	0	0	0	0	0	0	0	0	0	0	14
Tort Other	0	1	0	0	1	29	15	10	54	0	0	0	1	0	1	56
Toxic Tort	0	0	0	0	0	0	0	0	0	2	1	3	0	0	0	3
<b>Total</b>	<b>229</b>	<b>52</b>	<b>41</b>	<b>27</b>	<b>349</b>	<b>672</b>	<b>357</b>	<b>76</b>	<b>1,105</b>	<b>121</b>	<b>51</b>	<b>172</b>	<b>23</b>	<b>17</b>	<b>40</b>	<b>1,666</b>

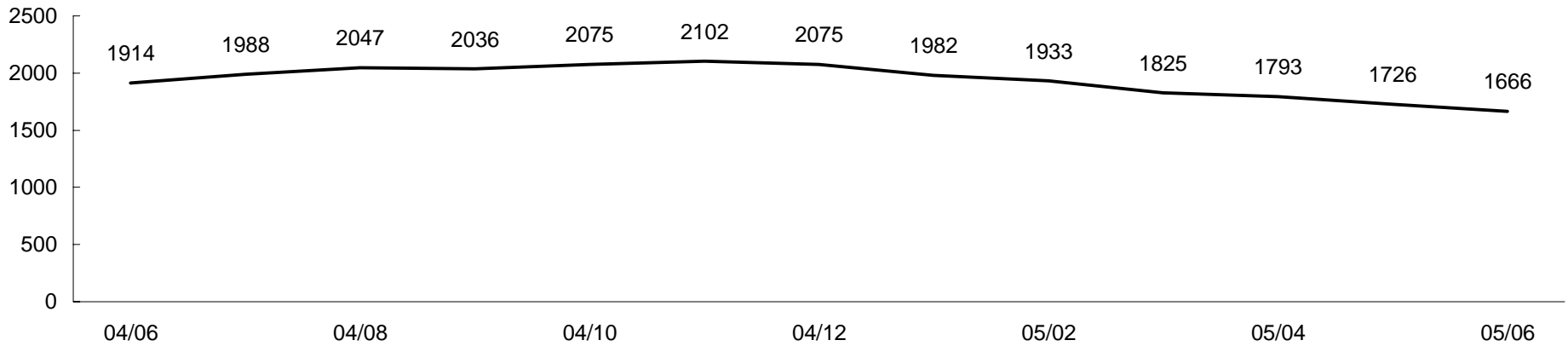
**CIVIL RESOLUTION SUMMARY BY CASETYPE**  
**JULY 2004 - JUNE 2005**  
**ESSEX**

	Trial			Summary					Total	Percent resolved by						Monthly Resolutions
	Jury	Nonjury	Total	Judgment	Settlement	Default Judgment	Dismiss	Other		Trial	Sum Jud	Settle	Default J	Dismiss	Other	
Act on Neg Inst	0	0	0	9	6	2	16	0	33	0%	27%	18%	6%	48%	0%	
Asbestos	0	0	0	0	1	0	0	0	1	0%	0%	100%	0%	0%	0%	
Assault & Bat	5	1	6	5	13	2	40	3	69	9%	7%	19%	3%	58%	4%	
Auto - Pers Inj	51	3	54	115	1,386	3	3,292	128	4,978	1%	2%	28%	0%	66%	3%	
Auto - Property	2	0	2	4	24	0	63	1	94	2%	4%	26%	0%	67%	1%	
Book Account	0	2	2	157	100	85	454	11	809	0%	19%	12%	11%	56%	1%	
Civil Rights	2	1	3	3	15	0	47	2	70	4%	4%	21%	0%	67%	3%	
Complex Commer	0	0	0	0	6	0	20	2	28	0%	0%	21%	0%	71%	7%	
Condemnation	1	0	1	16	10	0	24	0	51	2%	31%	20%	0%	47%	0%	
Construction	0	1	1	2	16	2	36	1	58	2%	3%	28%	3%	62%	2%	
Contract/Commer	12	8	20	187	250	107	778	10	1,352	1%	14%	18%	8%	58%	1%	
Employment	2	1	3	4	18	0	32	0	57	5%	7%	32%	0%	56%	0%	
Lieu of P. Writ	0	2	2	8	12	0	44	1	67	3%	12%	18%	0%	66%	1%	
Medical Malprac	10	0	10	1	54	0	101	86	252	4%	0%	21%	0%	40%	34%	
Name Change	0	0	0	0	0	0	121	350	471	0%	0%	0%	0%	26%	74%	
Other Insurance	1	0	1	11	48	4	130	8	202	0%	5%	24%	2%	64%	4%	
Other Mass Tort	0	0	0	0	1	0	0	0	1	0%	0%	100%	0%	0%	0%	
Other Track 1	6	4	10	49	60	6	474	16	615	2%	8%	10%	1%	77%	3%	
Other Track 3	2	0	2	5	52	0	116	3	178	1%	3%	29%	0%	65%	2%	
Other Track 4	0	0	0	1	2	0	10	0	13	0%	8%	15%	0%	77%	0%	
Personal Injury	20	2	22	57	631	12	1,388	56	2,166	1%	3%	29%	1%	64%	3%	
Prod Liability	4	0	4	0	23	0	56	4	87	5%	0%	26%	0%	64%	5%	
Prof Malpractic	0	0	0	3	12	0	58	3	76	0%	4%	16%	0%	76%	4%	
PIP Coverage	1	0	1	2	40	0	154	2	199	1%	1%	20%	0%	77%	1%	
Real Property	0	4	4	3	16	2	39	3	67	6%	4%	24%	3%	58%	4%	
Tort Other	5	1	6	17	90	5	198	9	325	2%	5%	28%	2%	61%	3%	
Toxic Tort	0	0	0	4	3	0	18	1	26	0%	15%	12%	0%	69%	4%	
<b>Total</b>	<b>124</b>	<b>30</b>	<b>154</b>	<b>663</b>	<b>2,889</b>	<b>230</b>	<b>7,709</b>	<b>700</b>	<b>12,345</b>	<b>1%</b>	<b>5%</b>	<b>23%</b>	<b>2%</b>	<b>62%</b>	<b>6%</b>	

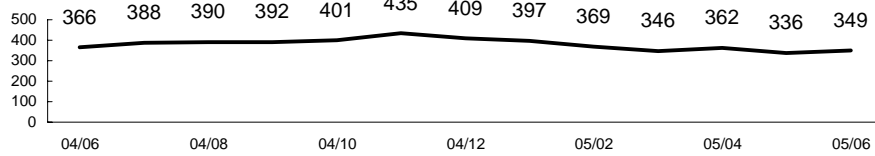


# BACKLOG GRAPHS JUNE 2004 - JUNE 2005 ESSEX

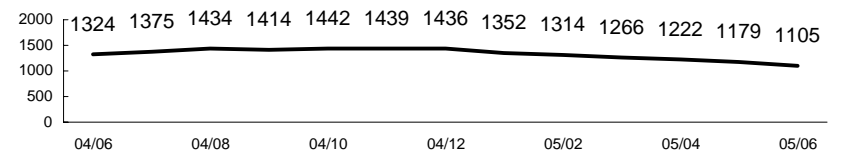
Total -- All Tracks



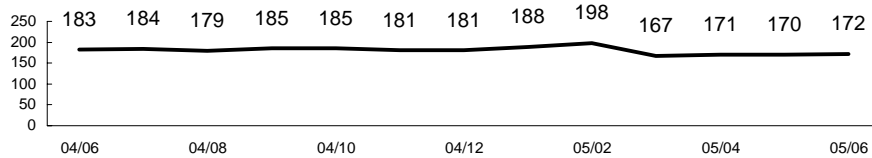
Track 1



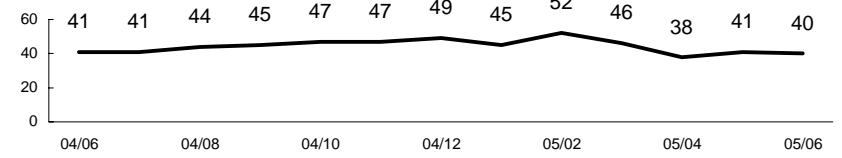
Track 2



Track 3



Track 4



**CIVIL CASELOAD SUMMARY BY CASETYPE  
JULY 2004 - JUNE 2005  
GLOUCESTER**

	Filings			Resolutions			Clearance		Backlog			Backlog Percent		Backlog Per 100 Monthly Filings		Active Pending		
	Jul 2003 to Jun 2004	Jul 2004 to Jun 2005	percent change	Jul 2003 to Jun 2004	Jul 2004 to Jun 2005	percent change	Jul 2004 - Jun 2005		Jun 2004	Jun 2005	percent change	Jun 2004	Jun 2005	Jun 2004	Jun 2005	Jun 2004	Jun 2005	percent change
						number	percent											
Act on Neg Inst	6	5	-17%	6	4	-33%	-1	80%	1	2	100%	25%	40%	200	480	4	5	25%
Asbestos	1	1	0%	2	1	-50%	0	100%	1	1	0%	50%	50%	1,200	1,200	2	2	0%
Assault & Bat	21	21	0%	14	20	43%	-1	95%	3	8	167%	12%	31%	171	457	26	26	0%
Auto - Pers Inj	681	691	1%	747	704	-6%	13	102%	127	125	-2%	16%	16%	224	217	786	790	1%
Auto - Property	12	18	50%	15	14	-7%	-4	78%	5	2	-60%	42%	11%	500	133	12	18	50%
Book Account	154	200	30%	151	170	13%	-30	85%	9	11	22%	10%	9%	70	66	87	119	37%
Civil Rights	7	6	-14%	4	3	-25%	-3	50%	1	3	200%	14%	30%	171	600	7	10	43%
Complex Comme	2	5	150%	5	0	-100%	-5	0%	0	1		0%	14%	0	240	2	7	250%
Condemnation	29	26	-10%	26	22	-15%	-4	85%	1	2	100%	4%	7%	41	92	27	30	11%
Construction	23	29	26%	17	27	59%	-2	93%	6	8	33%	20%	24%	313	331	30	34	13%
Contract/Commer	368	331	-10%	386	337	-13%	6	102%	35	40	14%	18%	21%	114	145	195	192	-2%
Employment	11	12	9%	10	14	40%	2	117%	2	2	0%	17%	20%	218	200	12	10	-17%
Lieu of P. Writ	32	45	41%	27	44	63%	-1	98%	4	3	-25%	12%	8%	150	80	33	36	9%
Medical Malprac	39	42	8%	37	39	5%	-3	93%	24	35	46%	28%	38%	738	1,000	86	93	8%
Name Change	91	111	22%	87	104	20%	-7	94%	0	0	0%	0%	0%	0	0	16	23	44%
Other Insurance	51	25	-51%	36	38	6%	13	152%	4	12	200%	10%	46%	94	576	40	26	-35%
Other Mass Tort	0	0	0%	0	0	0%	0	100%	0	0	0%	0%	0%	0	0	0	0	0%
Other Track 1	159	196	23%	122	190	56%	-6	97%	10	12	20%	10%	12%	75	73	98	97	-1%
Other Track 3	34	47	38%	35	33	-6%	-14	70%	4	8	100%	9%	13%	141	204	46	61	33%
Other Track 4	5	5	0%	3	6	100%	1	120%	5	6	20%	38%	50%	1,200	1,440	13	12	-8%
Personal Injury	321	334	4%	329	333	1%	-1	100%	66	59	-11%	16%	15%	247	212	410	404	-1%
Prod Liability	20	21	5%	23	28	22%	7	133%	9	7	-22%	27%	26%	540	400	33	27	-18%
Prof Malpractic	14	9	-36%	8	8	0%	-1	89%	1	1	0%	7%	6%	86	133	14	18	29%
PIP Coverage	94	72	-23%	152	87	-43%	15	121%	14	5	-64%	25%	12%	179	83	57	42	-26%
Real Property	16	20	25%	19	12	-37%	-8	60%	2	1	-50%	22%	6%	150	60	9	17	89%
Tort Other	69	57	-17%	58	65	12%	8	114%	12	11	-8%	16%	16%	209	232	74	68	-8%
Toxic Tort	0	2		0	2		0	100%	0	0	0%	0%	0%	0	0	1	1	0%
<b>Total</b>	<b>2,260</b>	<b>2,331</b>	<b>3%</b>	<b>2,319</b>	<b>2,305</b>	<b>-1%</b>	<b>-26</b>	<b>99%</b>	<b>346</b>	<b>365</b>	<b>5%</b>	<b>16%</b>	<b>17%</b>	<b>184</b>	<b>188</b>	<b>2,120</b>	<b>2,168</b>	<b>2%</b>

**CIVIL BACKLOG SUMMARY BY CASETYPE**

**JUNE 2005**

**GLOUCESTER**

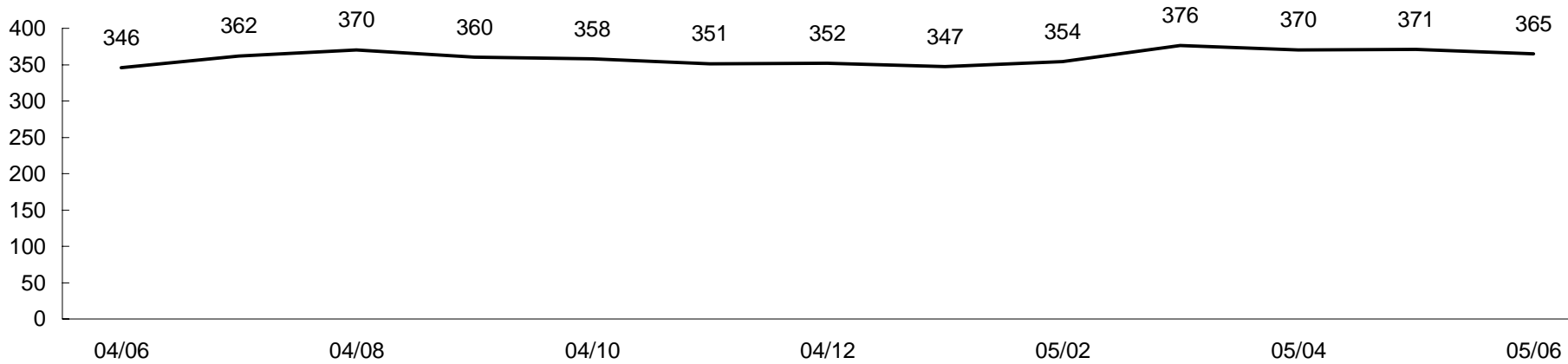
	Cases in Backlog															Total Backlog
	Track 1					Track 2				Track 3			Track 4			
	12 to 18 months	18 to 24 months	24 to 36 months	over 36 months	Total Track 1	18 to 24 months	24 to 36 months	over 36 months	Total Track 2	24 to 36 months	over 36 months	Total Track 3	24 to 36 months	over 36 months	Total Track 4	
Act on Neg Inst	1	0	1	0	2	0	0	0	0	0	0	0	0	0	0	2
Asbestos	0	0	0	0	0	0	0	0	0	0	0	0	0	1	1	1
Assault & Bat	0	0	0	0	0	5	2	1	8	0	0	0	0	0	0	8
Auto - Pers Inj	0	0	0	0	0	83	39	3	125	0	0	0	0	0	0	125
Auto - Property	0	0	0	0	0	0	1	1	2	0	0	0	0	0	0	2
Book Account	6	2	2	0	10	0	0	0	0	0	1	1	0	0	0	11
Civil Rights	0	0	0	0	0	0	0	0	0	2	1	3	0	0	0	3
Complex Comm	0	0	0	0	0	0	0	0	0	0	0	0	1	0	1	1
Condemnation	0	0	0	0	0	0	0	0	0	2	0	2	0	0	0	2
Construction	0	0	0	0	0	1	6	0	7	0	0	0	1	0	1	8
Contract/Comm	26	5	5	1	37	1	0	0	1	0	0	0	0	2	2	40
Employment	0	0	0	0	0	2	0	0	2	0	0	0	0	0	0	2
Lieu of P. Writ	0	0	0	0	0	0	0	0	0	0	0	0	2	1	3	3
Medical Malprac	0	0	0	0	0	0	0	0	0	22	13	35	0	0	0	35
Name Change	0	0	0	0	0	0	0	0	0	0	0	0	0	0	0	0
Other Insurance	7	4	0	1	12	0	0	0	0	0	0	0	0	0	0	12
Other Mass Tort	0	0	0	0	0	0	0	0	0	0	0	0	0	0	0	0
Other Track 1	7	2	3	0	12	0	0	0	0	0	0	0	0	0	0	12
Other Track 3	0	0	0	0	0	0	0	0	0	6	2	8	0	0	0	8
Other Track 4	0	0	0	0	0	0	0	0	0	0	0	0	3	3	6	6
Personal Injury	0	0	0	0	0	32	20	5	57	1	0	1	0	1	1	59
Prod Liability	0	0	0	0	0	0	0	0	0	6	1	7	0	0	0	7
Prof Malpractic	0	0	0	0	0	0	0	0	0	1	0	1	0	0	0	1
PIP Coverage	3	0	2	0	5	0	0	0	0	0	0	0	0	0	0	5
Real Property	0	0	0	1	1	0	0	0	0	0	0	0	0	0	0	1
Tort Other	0	0	0	0	0	5	6	0	11	0	0	0	0	0	0	11
Toxic Tort	0	0	0	0	0	0	0	0	0	0	0	0	0	0	0	0
<b>Total</b>	<b>50</b>	<b>13</b>	<b>13</b>	<b>3</b>	<b>79</b>	<b>129</b>	<b>74</b>	<b>10</b>	<b>213</b>	<b>40</b>	<b>18</b>	<b>58</b>	<b>7</b>	<b>8</b>	<b>15</b>	<b>365</b>

**CIVIL RESOLUTION SUMMARY BY CASETYPE**  
**JULY 2004 - JUNE 2005**  
**GLOUCESTER**

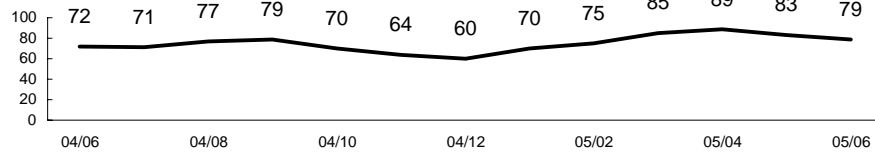
	Trial			Summary					Total	Percent resolved by						Monthly Resolutions
	Jury	Nonjury	Total	Judgment	Settlement	Default Judgment	Dismiss	Other		Trial	Sum Jud	Settle	Default J	Dismiss	Other	
Act on Neg Inst	0	0	0	0	0	3	1	0	4	0%	0%	0%	75%	25%	0%	<p>The 'Monthly Resolutions' section contains three line graphs. The first graph, 'Trials', shows monthly counts from 04/06 to 05/06, with values ranging from 1 to 8. The second graph, 'Settlements', shows monthly counts from 04/06 to 05/06, with values ranging from 80 to 120. The third graph, 'Def Judg' and 'Dismiss', shows monthly counts from 04/06 to 05/06, with values ranging from 10 to 60.</p>
Asbestos	0	0	0	0	1	0	0	0	1	0%	0%	100%	0%	0%	0%	
Assault & Bat	0	0	0	0	9	1	7	3	20	0%	0%	45%	5%	35%	15%	
Auto - Pers Inj	14	1	15	31	446	6	143	63	704	2%	4%	63%	1%	20%	9%	
Auto - Property	0	0	0	0	12	0	2	0	14	0%	0%	86%	0%	14%	0%	
Book Account	0	2	2	2	38	76	48	4	170	1%	1%	22%	45%	28%	2%	
Civil Rights	0	0	0	0	0	0	1	2	3	0%	0%	0%	0%	33%	67%	
Complex Commer	0	0	0	0	0	0	0	0	0	0%	0%	0%	0%	0%	0%	
Condemnation	0	0	0	0	15	1	3	3	22	0%	0%	68%	5%	14%	14%	
Construction	0	1	1	0	14	4	8	0	27	4%	0%	52%	15%	30%	0%	
Contract/Commer	0	2	2	4	133	93	87	18	337	1%	1%	39%	28%	26%	5%	
Employment	0	1	1	0	9	1	3	0	14	7%	0%	64%	7%	21%	0%	
Lieu of P. Writ	0	2	2	3	20	0	15	4	44	5%	7%	45%	0%	34%	9%	
Medical Malprac	3	0	3	3	23	0	7	3	39	8%	8%	59%	0%	18%	8%	
Name Change	0	0	0	0	0	0	5	99	104	0%	0%	0%	0%	5%	95%	
Other Insurance	0	0	0	7	19	1	10	1	38	0%	18%	50%	3%	26%	3%	
Other Mass Tort	0	0	0	0	0	0	0	0	0	0%	0%	0%	0%	0%	0%	
Other Track 1	2	0	2	1	84	1	23	79	190	1%	1%	44%	1%	12%	42%	
Other Track 3	0	0	0	3	20	0	9	1	33	0%	9%	61%	0%	27%	3%	
Other Track 4	0	0	0	0	4	0	1	1	6	0%	0%	67%	0%	17%	17%	
Personal Injury	5	0	5	13	207	4	79	25	333	2%	4%	62%	1%	24%	8%	
Prod Liability	0	0	0	0	15	0	9	4	28	0%	0%	54%	0%	32%	14%	
Prof Malpractic	0	0	0	0	5	1	1	1	8	0%	0%	63%	13%	13%	13%	
PIP Coverage	0	0	0	0	49	0	29	9	87	0%	0%	56%	0%	33%	10%	
Real Property	0	0	0	0	6	2	2	2	12	0%	0%	50%	17%	17%	17%	
Tort Other	1	0	1	1	37	4	13	9	65	2%	2%	57%	6%	20%	14%	
Toxic Tort	0	0	0	0	1	0	0	1	2	0%	0%	50%	0%	0%	50%	
<b>Total</b>	<b>25</b>	<b>9</b>	<b>34</b>	<b>68</b>	<b>1,167</b>	<b>198</b>	<b>506</b>	<b>332</b>	<b>2,305</b>	<b>1%</b>	<b>3%</b>	<b>51%</b>	<b>9%</b>	<b>22%</b>	<b>14%</b>	

# BACKLOG GRAPHS JUNE 2004 - JUNE 2005 GLOUCESTER

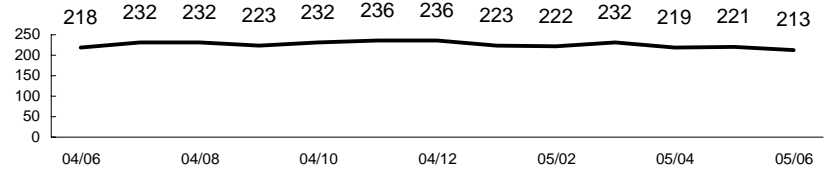
Total -- All Tracks



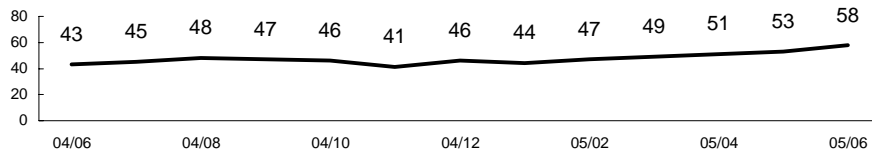
Track 1



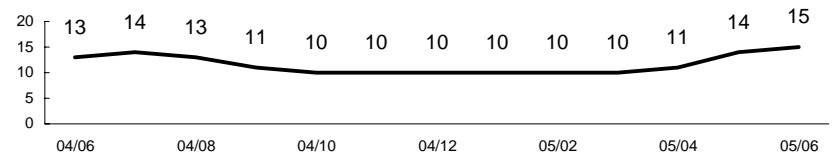
Track 2



Track 3



Track 4



**CIVIL CASELOAD SUMMARY BY CASETYPE**  
**JULY 2004 - JUNE 2005**  
**HUDSON**

	Filings			Resolutions			Clearance		Backlog			Backlog Percent		Backlog Per 100 Monthly Filings		Active Pending		
	Jul 2003 to Jun 2004	Jul 2004 to Jun 2005	percent change	Jul 2003 to Jun 2004	Jul 2004 to Jun 2005	percent change	Jul 2004 - Jun 2005		Jun 2004	Jun 2005	percent change	Jun 2004	Jun 2005	Jun 2004	Jun 2005	Jun 2004	Jun 2005	percent change
	number	percent																
Act on Neg Inst	59	23	-61%	61	33	-46%	10	143%	4	0	-100%	17%	0%	81	0	24	14	-42%
Asbestos	2	1	-50%	6	1	-83%	0	100%	0	0	0%	0%	0%	0	0	2	2	0%
Assault & Bat	26	37	42%	41	31	-24%	-6	84%	10	8	-20%	30%	19%	462	259	33	43	30%
Auto - Pers Inj	3,225	2,908	-10%	3,597	3,407	-5%	499	117%	538	367	-32%	15%	11%	200	151	3,701	3,209	-13%
Auto - Property	67	73	9%	65	69	6%	-4	95%	8	4	-50%	14%	6%	143	66	59	63	7%
Book Account	454	519	14%	477	469	-2%	-50	90%	21	13	-38%	9%	5%	56	30	233	287	23%
Civil Rights	25	24	-4%	19	17	-11%	-7	71%	2	2	0%	10%	7%	96	100	20	29	45%
Complex Comme	12	10	-17%	14	13	-7%	3	130%	6	7	17%	33%	28%	600	840	18	25	39%
Condemnation	28	60	114%	14	64	357%	4	107%	0	0	0%	0%	0%	0	0	23	19	-17%
Construction	54	48	-11%	38	42	11%	-6	88%	6	9	50%	12%	17%	133	225	52	52	0%
Contract/Commer	757	684	-10%	792	712	-10%	28	104%	58	45	-22%	12%	10%	92	79	476	439	-8%
Employment	20	34	70%	18	23	28%	-11	68%	1	2	100%	6%	7%	60	71	18	27	50%
Lieu of P. Writ	66	58	-12%	61	64	5%	6	110%	1	0	-100%	2%	0%	18	0	41	40	-2%
Medical Malprac	81	63	-22%	76	89	17%	26	141%	27	12	-56%	21%	12%	400	229	131	102	-22%
Name Change	188	240	28%	186	238	28%	-2	99%	0	0	0%	0%	0%	0	0	36	41	14%
Other Insurance	115	102	-11%	92	117	27%	15	115%	23	15	-35%	23%	20%	240	176	101	76	-25%
Other Mass Tort	1	1	0%	0	14		13	1400%	0	0	0%	0%	0%	0	0	0	0	0%
Other Track 1	436	440	1%	375	438	17%	-2	100%	25	19	-24%	10%	8%	69	52	259	225	-13%
Other Track 3	146	114	-22%	119	120	1%	6	105%	5	7	40%	4%	5%	41	74	142	139	-2%
Other Track 4	7	8	14%	17	16	-6%	8	200%	5	4	-20%	28%	50%	857	600	18	8	-56%
Personal Injury	1,435	1,469	2%	1,650	1,580	-4%	111	108%	260	177	-32%	15%	11%	217	145	1,743	1,656	-5%
Prod Liability	33	31	-6%	45	40	-11%	9	129%	8	11	38%	15%	23%	291	426	54	47	-13%
Prof Malpractic	34	24	-29%	28	33	18%	9	138%	2	10	400%	4%	15%	71	500	48	67	40%
PIP Coverage	108	75	-31%	107	85	-21%	10	113%	8	6	-25%	15%	14%	89	96	55	43	-22%
Real Property	87	68	-22%	67	82	22%	14	121%	12	9	-25%	19%	20%	166	159	63	44	-30%
Tort Other	138	161	17%	127	147	16%	-14	91%	21	20	-5%	15%	15%	183	149	139	137	-1%
Toxic Tort	35	21	-40%	75	32	-57%	11	152%	1	3	200%	3%	13%	34	171	32	23	-28%
<b>Total</b>	<b>7,639</b>	<b>7,296</b>	<b>-4%</b>	<b>8,167</b>	<b>7,976</b>	<b>-2%</b>	<b>680</b>	<b>109%</b>	<b>1,052</b>	<b>750</b>	<b>-29%</b>	<b>14%</b>	<b>11%</b>	<b>165</b>	<b>123</b>	<b>7,521</b>	<b>6,857</b>	<b>-9%</b>

**CIVIL BACKLOG SUMMARY BY CASETYPE**

**JUNE 2005**

**HUDSON**

	Cases in Backlog															Total Backlog
	Track 1					Track 2				Track 3			Track 4			
	12 to 18 months	18 to 24 months	24 to 36 months	over 36 months	Total Track 1	18 to 24 months	24 to 36 months	over 36 months	Total Track 2	24 to 36 months	over 36 months	Total Track 3	24 to 36 months	over 36 months	Total Track 4	
Act on Neg Inst	0	0	0	0	0	0	0	0	0	0	0	0	0	0	0	0
Asbestos	0	0	0	0	0	0	0	0	0	0	0	0	0	0	0	0
Assault & Bat	0	0	0	0	0	4	4	0	8	0	0	0	0	0	0	0
Auto - Pers Inj	0	0	0	0	0	266	96	5	367	0	0	0	0	0	0	367
Auto - Property	0	0	0	0	0	2	2	0	4	0	0	0	0	0	0	4
Book Account	12	1	0	0	13	0	0	0	0	0	0	0	0	0	0	13
Civil Rights	0	0	0	0	0	0	0	0	0	1	1	2	0	0	0	2
Complex Comm	0	0	0	0	0	0	0	0	0	0	0	0	5	2	7	7
Condemnation	0	0	0	0	0	0	0	0	0	0	0	0	0	0	0	0
Construction	0	0	0	0	0	7	2	0	9	0	0	0	0	0	0	9
Contract/Comm	37	5	0	2	44	0	0	0	0	0	0	0	0	1	1	45
Employment	0	0	0	0	0	2	0	0	2	0	0	0	0	0	0	2
Lieu of P. Writ	0	0	0	0	0	0	0	0	0	0	0	0	0	0	0	0
Medical Malprac	0	0	0	0	0	0	0	0	0	9	3	12	0	0	0	12
Name Change	0	0	0	0	0	0	0	0	0	0	0	0	0	0	0	0
Other Insurance	9	5	0	0	14	0	0	0	0	0	0	0	1	0	1	15
Other Mass Tort	0	0	0	0	0	0	0	0	0	0	0	0	0	0	0	0
Other Track 1	14	0	2	1	17	0	0	0	0	0	1	1	1	0	1	19
Other Track 3	0	0	0	0	0	0	0	0	0	6	1	7	0	0	0	7
Other Track 4	0	0	0	0	0	0	0	0	0	0	0	0	3	1	4	4
Personal Injury	0	0	1	0	1	129	41	6	176	0	0	0	0	0	0	177
Prod Liability	0	0	0	0	0	0	0	0	0	9	2	11	0	0	0	11
Prof Malpractic	0	0	0	0	0	0	0	0	0	10	0	10	0	0	0	10
PIP Coverage	5	1	0	0	6	0	0	0	0	0	0	0	0	0	0	6
Real Property	6	3	0	0	9	0	0	0	0	0	0	0	0	0	0	9
Tort Other	0	0	0	0	0	12	6	2	20	0	0	0	0	0	0	20
Toxic Tort	0	0	0	0	0	0	0	0	0	3	0	3	0	0	0	3
<b>Total</b>	<b>83</b>	<b>15</b>	<b>3</b>	<b>3</b>	<b>104</b>	<b>422</b>	<b>151</b>	<b>13</b>	<b>586</b>	<b>38</b>	<b>8</b>	<b>46</b>	<b>10</b>	<b>4</b>	<b>14</b>	<b>750</b>

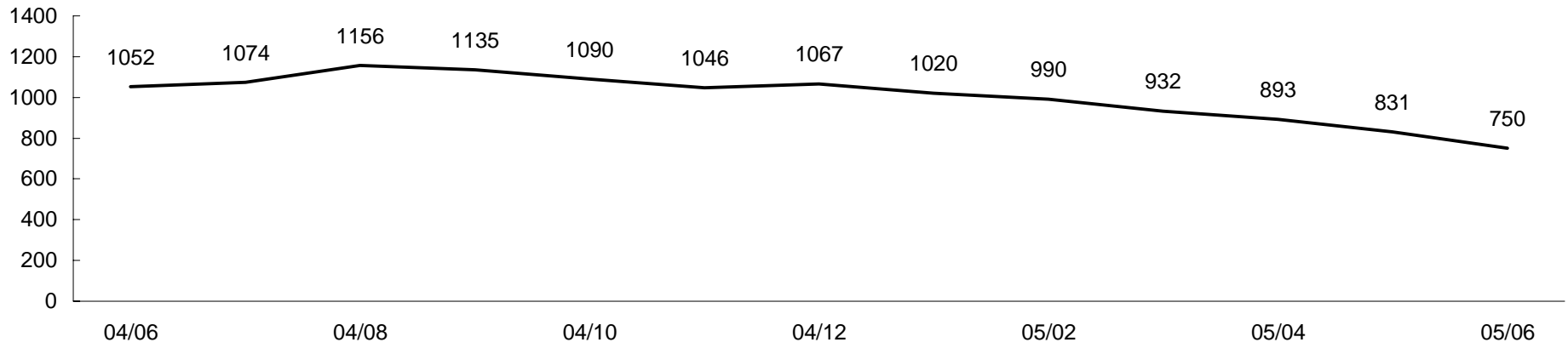
**CIVIL RESOLUTION SUMMARY BY CASETYPE**  
**JULY 2004 - JUNE 2005**  
**HUDSON**

	Trial			Summary					Total	Percent resolved by						Monthly Resolutions
	Jury	Nonjury	Total	Judgment	Settlement	Default Judgment	Dismiss	Other		Trial	Sum Jud	Settle	Default J	Dismiss	Other	
Act on Neg Inst	0	0	0	2	7	11	13	0	33	0%	6%	21%	33%	39%	0%	<p>The 'Monthly Resolutions' section contains three line graphs. The first graph, 'Trials', shows monthly trial counts ranging from 0 to 20. The second graph, 'Settlements', shows monthly settlement counts ranging from 0 to 450. The third graph, 'Dismiss', shows monthly dismissal counts ranging from 0 to 250. All graphs use a line with square markers for one series and a line with diamond markers for another series.</p>
Asbestos	0	0	0	0	1	0	0	0	1	0%	0%	100%	0%	0%	0%	
Assault & Bat	0	0	0	1	18	2	9	1	31	0%	3%	58%	6%	29%	3%	
Auto - Pers Inj	35	1	36	167	2,091	39	974	100	3,407	1%	5%	61%	1%	29%	3%	
Auto - Property	1	0	1	1	37	6	22	2	69	1%	1%	54%	9%	32%	3%	
Book Account	0	2	2	6	133	162	165	1	469	0%	1%	28%	35%	35%	0%	
Civil Rights	2	0	2	0	5	0	6	4	17	12%	0%	29%	0%	35%	24%	
Complex Commer	0	0	0	0	8	1	4	0	13	0%	0%	62%	8%	31%	0%	
Condemnation	0	0	0	0	18	0	40	6	64	0%	0%	28%	0%	63%	9%	
Construction	0	2	2	3	19	3	12	3	42	5%	7%	45%	7%	29%	7%	
Contract/Commer	2	11	13	22	257	148	246	26	712	2%	3%	36%	21%	35%	4%	
Employment	1	2	3	1	8	0	5	6	23	13%	4%	35%	0%	22%	26%	
Lieu of P. Writ	0	8	8	3	21	0	21	11	64	13%	5%	33%	0%	33%	17%	
Medical Malprac	11	0	11	2	41	0	19	16	89	12%	2%	46%	0%	21%	18%	
Name Change	0	0	0	0	0	0	4	234	238	0%	0%	0%	0%	2%	98%	
Other Insurance	2	3	5	11	59	6	30	6	117	4%	9%	50%	5%	26%	5%	
Other Mass Tort	0	0	0	0	2	0	0	12	14	0%	0%	14%	0%	0%	86%	
Other Track 1	1	4	5	9	140	45	140	99	438	1%	2%	32%	10%	32%	23%	
Other Track 3	2	0	2	10	64	1	24	19	120	2%	8%	53%	1%	20%	16%	
Other Track 4	0	0	0	0	12	0	2	2	16	0%	0%	75%	0%	13%	13%	
Personal Injury	18	2	20	48	1,065	29	359	59	1,580	1%	3%	67%	2%	23%	4%	
Prod Liability	0	0	0	2	19	0	14	5	40	0%	5%	48%	0%	35%	13%	
Prof Malpractic	1	0	1	4	18	0	9	1	33	3%	12%	55%	0%	27%	3%	
PIP Coverage	0	2	2	2	32	2	42	5	85	2%	2%	38%	2%	49%	6%	
Real Property	0	3	3	5	31	5	31	7	82	4%	6%	38%	6%	38%	9%	
Tort Other	2	1	3	2	70	15	45	12	147	2%	1%	48%	10%	31%	8%	
Toxic Tort	0	0	0	1	21	0	9	1	32	0%	3%	66%	0%	28%	3%	
<b>Total</b>	<b>78</b>	<b>41</b>	<b>119</b>	<b>302</b>	<b>4,197</b>	<b>475</b>	<b>2,245</b>	<b>638</b>	<b>7,976</b>	<b>1%</b>	<b>4%</b>	<b>53%</b>	<b>6%</b>	<b>28%</b>	<b>8%</b>	

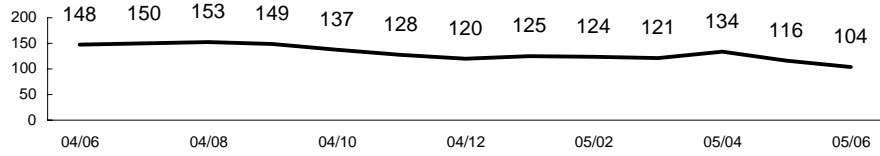


# BACKLOG GRAPHS JUNE 2004 - JUNE 2005 HUDSON

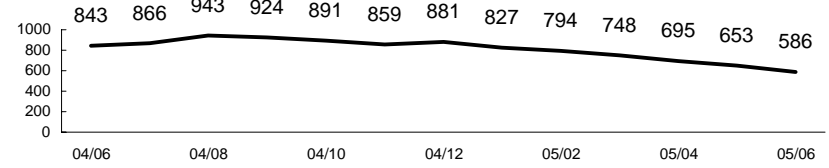
Total -- All Tracks



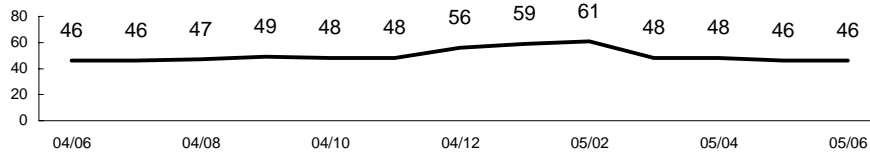
Track 1



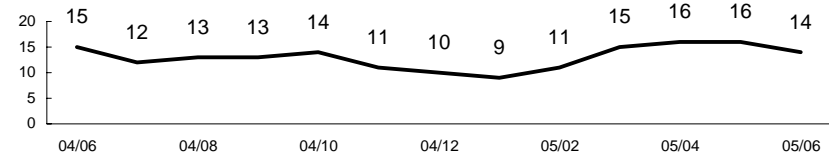
Track 2



Track 3



Track 4



**CIVIL CASELOAD SUMMARY BY CASETYPE**  
**JULY 2004 - JUNE 2005**  
**HUNTERDON**

	Filings			Resolutions			Clearance		Backlog			Backlog Percent		Backlog Per 100 Monthly Filings		Active Pending		
	Jul 2003 to Jun 2004	Jul 2004 to Jun 2005	percent change	Jul 2003 to Jun 2004	Jul 2004 to Jun 2005	percent change	Jul 2004 - Jun 2005		Jun 2004	Jun 2005	percent change	Jun 2004	Jun 2005	Jun 2004	Jun 2005	Jun 2004	Jun 2005	percent change
	number	percent	number	percent														
Act on Neg Inst	4	2	-50%	2	6	200%	4	300%	0	0	0%	0%	0%	0	0	4	1	-75%
Asbestos	0	0	0%	0	0	0%	0	100%	0	0	0%	0%	0%	0	0	0	0	0%
Assault & Bat	4	2	-50%	3	3	0%	1	150%	0	0	0%	0%	0%	0	0	4	3	-25%
Auto - Pers Inj	100	109	9%	109	106	-3%	-3	97%	22	18	-18%	17%	14%	264	198	129	132	2%
Auto - Property	2	3	50%	3	2	-33%	-1	67%	0	1		0%	25%	0	400	3	4	33%
Book Account	69	72	4%	98	64	-35%	-8	89%	7	3	-57%	21%	8%	122	50	33	40	21%
Civil Rights	7	5	-29%	6	2	-67%	-3	40%	0	0	0%	0%	0%	0	0	4	7	75%
Complex Comme	0	8		3	1	-67%	-7	13%	0	0	0%	0%	0%	0	0	0	7	
Condemnation	1	8	700%	8	2	-75%	-6	25%	1	3	200%	25%	30%	1,200	450	4	10	150%
Construction	18	14	-22%	12	17	42%	3	121%	5	1	-80%	28%	7%	333	86	18	14	-22%
Contract/Commer	109	128	17%	166	131	-21%	3	102%	22	6	-73%	28%	8%	242	56	78	75	-4%
Employment	5	6	20%	1	9	800%	3	150%	0	2		0%	40%	0	400	6	5	-17%
Lieu of P. Writ	24	22	-8%	30	25	-17%	3	114%	2	1	-50%	11%	6%	100	55	18	16	-11%
Medical Malprac	11	10	-9%	7	15	114%	5	150%	5	1	-80%	29%	8%	545	120	17	13	-24%
Name Change	37	62	68%	39	53	36%	-9	85%	0	0	0%	0%	0%	0	0	4	13	225%
Other Insurance	13	14	8%	12	13	8%	-1	93%	3	3	0%	38%	33%	277	257	8	9	13%
Other Mass Tort	0	0	0%	0	0	0%	0	100%	0	0	0%	0%	0%	0	0	0	0	0%
Other Track 1	44	80	82%	50	52	4%	-28	65%	6	0	-100%	43%	0%	164	0	14	31	121%
Other Track 3	17	9	-47%	14	11	-21%	2	122%	3	0	-100%	21%	0%	212	0	14	12	-14%
Other Track 4	9	2	-78%	19	2	-89%	0	100%	1	0	-100%	50%	0%	133	0	2	2	0%
Personal Injury	84	72	-14%	75	94	25%	22	131%	28	12	-57%	24%	13%	400	200	119	95	-20%
Prod Liability	6	26	333%	6	30	400%	4	115%	2	0	-100%	25%	0%	400	0	8	5	-38%
Prof Malpractic	7	8	14%	5	10	100%	2	125%	0	5		0%	26%	0	750	10	19	90%
PIP Coverage	0	1		1	0	-100%	-1	0%	0	0	0%	0%	0%	0	0	0	1	
Real Property	15	14	-7%	12	12	0%	-2	86%	0	2		0%	22%	0	171	9	9	0%
Tort Other	23	28	22%	32	35	9%	7	125%	7	3	-57%	23%	13%	365	129	30	24	-20%
Toxic Tort	1	1	0%	1	2	100%	1	200%	0	0	0%	0%	0%	0	0	3	2	-33%
<b>Total</b>	<b>610</b>	<b>706</b>	<b>16%</b>	<b>714</b>	<b>697</b>	<b>-2%</b>	<b>-9</b>	<b>99%</b>	<b>114</b>	<b>61</b>	<b>-46%</b>	<b>21%</b>	<b>11%</b>	<b>224</b>	<b>104</b>	<b>539</b>	<b>549</b>	<b>2%</b>

**CIVIL BACKLOG SUMMARY BY CASETYPE**

**JUNE 2005**

**HUNTERDON**

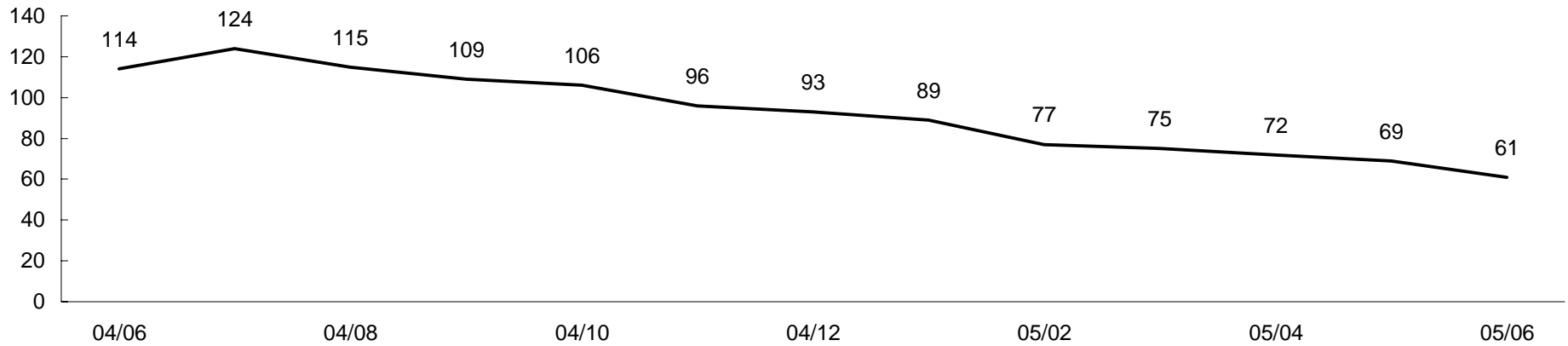
	Cases in Backlog															Total Backlog
	Track 1					Track 2				Track 3			Track 4			
	12 to 18 months	18 to 24 months	24 to 36 months	over 36 months	Total Track 1	18 to 24 months	24 to 36 months	over 36 months	Total Track 2	24 to 36 months	over 36 months	Total Track 3	24 to 36 months	over 36 months	Total Track 4	
Act on Neg Inst	0	0	0	0	0	0	0	0	0	0	0	0	0	0	0	0
Asbestos	0	0	0	0	0	0	0	0	0	0	0	0	0	0	0	0
Assault & Bat	0	0	0	0	0	0	0	0	0	0	0	0	0	0	0	0
Auto - Pers Inj	0	0	0	0	0	13	5	0	18	0	0	0	0	0	0	18
Auto - Property	0	0	0	0	0	0	1	0	1	0	0	0	0	0	0	1
Book Account	3	0	0	0	3	0	0	0	0	0	0	0	0	0	0	3
Civil Rights	0	0	0	0	0	0	0	0	0	0	0	0	0	0	0	0
Complex Comm	0	0	0	0	0	0	0	0	0	0	0	0	0	0	0	0
Condemnation	0	0	0	0	0	0	0	0	0	3	0	3	0	0	0	3
Construction	0	0	0	0	0	1	0	0	1	0	0	0	0	0	0	1
Contract/Comm	6	0	0	0	6	0	0	0	0	0	0	0	0	0	0	6
Employment	0	0	0	0	0	0	2	0	2	0	0	0	0	0	0	2
Lieu of P. Writ	0	0	0	0	0	0	0	0	0	0	0	0	1	0	1	1
Medical Malprac	0	0	0	0	0	0	0	0	0	1	0	1	0	0	0	1
Name Change	0	0	0	0	0	0	0	0	0	0	0	0	0	0	0	0
Other Insurance	0	1	0	2	3	0	0	0	0	0	0	0	0	0	0	3
Other Mass Tort	0	0	0	0	0	0	0	0	0	0	0	0	0	0	0	0
Other Track 1	0	0	0	0	0	0	0	0	0	0	0	0	0	0	0	0
Other Track 3	0	0	0	0	0	0	0	0	0	0	0	0	0	0	0	0
Other Track 4	0	0	0	0	0	0	0	0	0	0	0	0	0	0	0	0
Personal Injury	0	0	0	0	0	6	5	1	12	0	0	0	0	0	0	12
Prod Liability	0	0	0	0	0	0	0	0	0	0	0	0	0	0	0	0
Prof Malpractic	0	0	0	0	0	0	0	0	0	3	2	5	0	0	0	5
PIP Coverage	0	0	0	0	0	0	0	0	0	0	0	0	0	0	0	0
Real Property	1	1	0	0	2	0	0	0	0	0	0	0	0	0	0	2
Tort Other	0	0	0	0	0	0	2	1	3	0	0	0	0	0	0	3
Toxic Tort	0	0	0	0	0	0	0	0	0	0	0	0	0	0	0	0
<b>Total</b>	<b>10</b>	<b>2</b>	<b>0</b>	<b>2</b>	<b>14</b>	<b>20</b>	<b>15</b>	<b>2</b>	<b>37</b>	<b>7</b>	<b>2</b>	<b>9</b>	<b>1</b>	<b>0</b>	<b>1</b>	<b>61</b>

**CIVIL RESOLUTION SUMMARY BY CASETYPE**  
**JULY 2004 - JUNE 2005**  
**HUNTERDON**

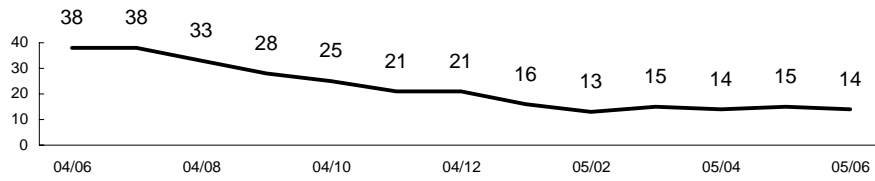
	Trial			Summary					Total	Percent resolved by						Monthly Resolutions
	Jury	Nonjury	Total	Judgment	Settlement	Default Judgment	Dismiss	Other		Trial	Sum Jud	Settle	Default J	Dismiss	Other	
Act on Neg Inst	0	0	0	0	2	2	2	0	6	0%	0%	33%	33%	33%	0%	
Asbestos	0	0	0	0	0	0	0	0	0	0%	0%	0%	0%	0%	0%	
Assault & Bat	0	0	0	0	0	1	2	0	3	0%	0%	0%	33%	67%	0%	
Auto - Pers Inj	9	0	9	5	28	0	59	5	106	8%	5%	26%	0%	56%	5%	
Auto - Property	0	0	0	0	0	0	2	0	2	0%	0%	0%	0%	100%	0%	
Book Account	0	1	1	4	11	22	26	0	64	2%	6%	17%	34%	41%	0%	
Civil Rights	0	0	0	0	1	0	1	0	2	0%	0%	50%	0%	50%	0%	
Complex Commer	0	0	0	0	1	0	0	0	1	0%	0%	100%	0%	0%	0%	
Condemnation	0	0	0	0	1	0	0	1	2	0%	0%	50%	0%	0%	50%	
Construction	0	1	1	0	5	2	9	0	17	6%	0%	29%	12%	53%	0%	
Contract/Commer	1	1	2	6	40	26	54	3	131	2%	5%	31%	20%	41%	2%	
Employment	1	0	1	0	2	1	5	0	9	11%	0%	22%	11%	56%	0%	
Lieu of P. Writ	0	2	2	1	7	0	11	4	25	8%	4%	28%	0%	44%	16%	
Medical Malprac	3	0	3	0	4	0	7	1	15	20%	0%	27%	0%	47%	7%	
Name Change	0	0	0	0	0	0	4	49	53	0%	0%	0%	0%	8%	92%	
Other Insurance	0	1	1	0	3	0	7	2	13	8%	0%	23%	0%	54%	15%	
Other Mass Tort	0	0	0	0	0	0	0	0	0	0%	0%	0%	0%	0%	0%	
Other Track 1	1	0	1	4	8	3	34	2	52	2%	8%	15%	6%	65%	4%	
Other Track 3	0	0	0	0	7	0	3	1	11	0%	0%	64%	0%	27%	9%	
Other Track 4	0	1	1	0	0	1	0	0	2	50%	0%	0%	50%	0%	0%	
Personal Injury	6	0	6	5	44	0	30	9	94	6%	5%	47%	0%	32%	10%	
Prod Liability	1	0	1	0	3	0	26	0	30	3%	0%	10%	0%	87%	0%	
Prof Malpractic	0	0	0	0	4	0	5	1	10	0%	0%	40%	0%	50%	10%	
PIP Coverage	0	0	0	0	0	0	0	0	0	0%	0%	0%	0%	0%	0%	
Real Property	0	0	0	0	4	0	6	2	12	0%	0%	33%	0%	50%	17%	
Tort Other	1	1	2	1	17	2	9	4	35	6%	3%	49%	6%	26%	11%	
Toxic Tort	0	0	0	0	1	1	0	0	2	0%	0%	50%	50%	0%	0%	
<b>Total</b>	<b>23</b>	<b>8</b>	<b>31</b>	<b>26</b>	<b>193</b>	<b>61</b>	<b>302</b>	<b>84</b>	<b>697</b>	<b>4%</b>	<b>4%</b>	<b>28%</b>	<b>9%</b>	<b>43%</b>	<b>12%</b>	

# BACKLOG GRAPHS JUNE 2004 - JUNE 2005 HUNTERDON

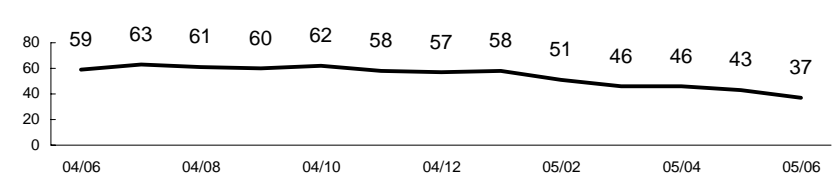
Total -- All Tracks



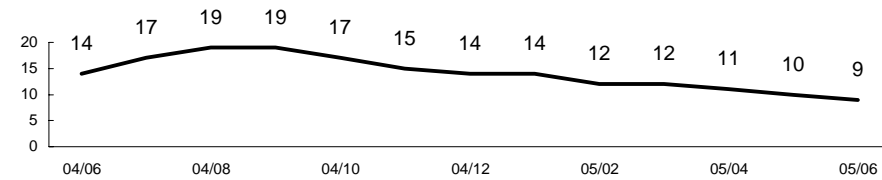
Track 1



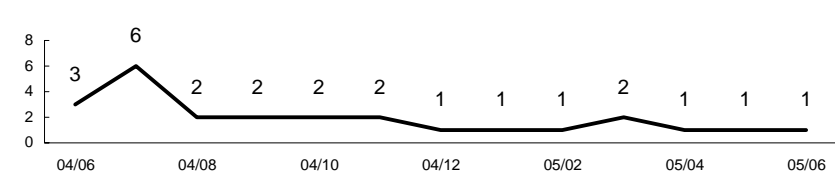
Track 2



Track 3



Track 4



**CIVIL CASELOAD SUMMARY BY CASETYPE**  
**JULY 2004 - JUNE 2005**  
**MERCER**

	Filings			Resolutions			Clearance		Backlog			Backlog Percent		Backlog Per 100 Monthly Filings		Active Pending		
	Jul 2003 to Jun 2004	Jul 2004 to Jun 2005	percent change	Jul 2003 to Jun 2004	Jul 2004 to Jun 2005	percent change	Jul 2004 - Jun 2005		Jun 2004	Jun 2005	percent change	Jun 2004	Jun 2005	Jun 2004	Jun 2005	Jun 2004	Jun 2005	percent change
	number	percent																
Act on Neg Inst	7	12	71%	13	10	-23%	-2	83%	0	0	0%	0%	0%	0	0	2	4	100%
Asbestos	0	3		0	3		0	100%	4	2	-50%	100%	67%	800		4	3	-25%
Assault & Bat	14	15	7%	17	17	0%	2	113%	5	4	-20%	26%	24%	429	320	19	17	-11%
Auto - Pers Inj	1,283	1,162	-9%	1,449	1,309	-10%	147	113%	356	336	-6%	22%	22%	333	347	1,653	1,518	-8%
Auto - Property	21	25	19%	32	30	-6%	5	120%	4	5	25%	19%	29%	229	240	21	17	-19%
Book Account	251	246	-2%	234	252	8%	6	102%	10	10	0%	6%	7%	48	49	154	150	-3%
Civil Rights	28	17	-39%	22	28	27%	11	165%	8	9	13%	24%	39%	343	635	33	23	-30%
Complex Comme	22	16	-27%	23	42	83%	26	263%	19	9	-53%	45%	23%	1,036	675	42	39	-7%
Condemnation	14	6	-57%	12	11	-8%	5	183%	5	3	-40%	28%	23%	429	600	18	13	-28%
Construction	40	38	-5%	39	30	-23%	-8	79%	11	13	18%	30%	27%	330	411	37	49	32%
Contract/Commer	523	498	-5%	597	502	-16%	4	101%	49	46	-6%	15%	15%	112	111	335	314	-6%
Employment	18	28	56%	18	33	83%	5	118%	7	4	-43%	27%	20%	467	171	26	20	-23%
Lieu of P. Writ	31	40	29%	35	40	14%	0	100%	12	10	-17%	36%	30%	465	300	33	33	0%
Medical Malprac	60	58	-3%	62	94	52%	36	162%	60	38	-37%	41%	32%	1,200	786	147	117	-20%
Name Change	131	148	13%	127	167	31%	19	113%	0	0	0%	0%	0%	0	0	58	42	-28%
Other Insurance	75	55	-27%	77	65	-16%	10	118%	12	9	-25%	21%	21%	192	196	58	42	-28%
Other Mass Tort	0	0	0%	0	0	0%	0	100%	0	0	0%	0%	0%	0	0	0	0	0%
Other Track 1	347	392	13%	265	413	56%	21	105%	16	15	-6%	7%	8%	55	46	222	185	-17%
Other Track 3	75	86	15%	84	87	4%	1	101%	36	31	-14%	27%	24%	576	433	132	131	-1%
Other Track 4	5	11	120%	3	13	333%	2	118%	8	9	13%	38%	43%	1,920	982	21	21	0%
Personal Injury	472	587	24%	587	503	-14%	-84	86%	152	141	-7%	23%	19%	386	288	648	732	13%
Prod Liability	27	28	4%	33	33	0%	5	118%	26	13	-50%	47%	25%	1,156	557	55	51	-7%
Prof Malpractic	36	37	3%	25	33	32%	-4	89%	20	24	20%	28%	31%	667	778	71	77	8%
PIP Coverage	38	53	39%	51	39	-24%	-14	74%	10	10	0%	32%	21%	316	226	31	47	52%
Real Property	25	21	-16%	22	26	18%	5	124%	2	3	50%	9%	23%	96	171	22	13	-41%
Tort Other	94	100	6%	87	93	7%	-7	93%	15	19	27%	16%	17%	191	228	91	112	23%
Toxic Tort	4	1	-75%	1	1	0%	0	100%	1	2	100%	17%	40%	300	2,400	6	5	-17%
<b>Total</b>	<b>3,641</b>	<b>3,683</b>	<b>1%</b>	<b>3,915</b>	<b>3,874</b>	<b>-1%</b>	<b>191</b>	<b>105%</b>	<b>848</b>	<b>765</b>	<b>-10%</b>	<b>22%</b>	<b>20%</b>	<b>279</b>	<b>249</b>	<b>3,939</b>	<b>3,775</b>	<b>-4%</b>

**CIVIL BACKLOG SUMMARY BY CASETYPE**

**JUNE 2005**

**MERCER**

	Cases in Backlog															Total Backlog
	Track 1					Track 2				Track 3			Track 4			
	12 to 18 months	18 to 24 months	24 to 36 months	over 36 months	Total Track 1	18 to 24 months	24 to 36 months	over 36 months	Total Track 2	24 to 36 months	over 36 months	Total Track 3	24 to 36 months	over 36 months	Total Track 4	
Act on Neg Inst	0	0	0	0	0	0	0	0	0	0	0	0	0	0	0	0
Asbestos	0	0	0	0	0	0	0	0	0	0	0	0	0	2	2	2
Assault & Bat	0	0	0	0	0	3	0	1	4	0	0	0	0	0	0	4
Auto - Pers Inj	0	0	0	0	0	174	130	32	336	0	0	0	0	0	0	336
Auto - Property	0	0	0	0	0	4	1	0	5	0	0	0	0	0	0	5
Book Account	8	1	1	0	10	0	0	0	0	0	0	0	0	0	0	10
Civil Rights	0	0	0	0	0	0	0	0	0	2	7	9	0	0	0	9
Complex Comm	0	0	0	0	0	0	0	0	0	0	0	0	2	7	9	9
Condemnation	0	0	0	0	0	0	0	0	0	2	1	3	0	0	0	3
Construction	0	0	0	0	0	6	3	4	13	0	0	0	0	0	0	13
Contract/Comm	29	10	4	3	46	0	0	0	0	0	0	0	0	0	0	46
Employment	0	0	0	0	0	1	2	1	4	0	0	0	0	0	0	4
Lieu of P. Writ	0	0	0	0	0	0	0	0	0	0	0	0	1	9	10	10
Medical Malprac	0	0	0	0	0	0	0	0	0	17	21	38	0	0	0	38
Name Change	0	0	0	0	0	0	0	0	0	0	0	0	0	0	0	0
Other Insurance	3	2	4	0	9	0	0	0	0	0	0	0	0	0	0	9
Other Mass Tort	0	0	0	0	0	0	0	0	0	0	0	0	0	0	0	0
Other Track 1	6	5	2	2	15	0	0	0	0	0	0	0	0	0	0	15
Other Track 3	0	0	0	0	0	0	0	0	0	18	13	31	0	0	0	31
Other Track 4	0	0	0	0	0	0	0	0	0	0	0	0	5	4	9	9
Personal Injury	1	0	0	0	1	61	54	25	140	0	0	0	0	0	0	141
Prod Liability	0	0	0	0	0	0	0	0	0	5	8	13	0	0	0	13
Prof Malpractic	0	0	0	0	0	0	0	0	0	14	10	24	0	0	0	24
PIP Coverage	6	1	2	1	10	0	0	0	0	0	0	0	0	0	0	10
Real Property	3	0	0	0	3	0	0	0	0	0	0	0	0	0	0	3
Tort Other	0	0	0	0	0	6	8	5	19	0	0	0	0	0	0	19
Toxic Tort	0	0	0	0	0	0	0	0	0	1	1	2	0	0	0	2
<b>Total</b>	<b>56</b>	<b>19</b>	<b>13</b>	<b>6</b>	<b>94</b>	<b>255</b>	<b>198</b>	<b>68</b>	<b>521</b>	<b>59</b>	<b>61</b>	<b>120</b>	<b>8</b>	<b>22</b>	<b>30</b>	<b>765</b>

**CIVIL RESOLUTION SUMMARY BY CASETYPE**  
**JULY 2004 - JUNE 2005**  
**MERCER**

	Trial			Summary					Total	Percent resolved by						Monthly Resolutions
	Jury	Nonjury	Total	Judgment	Settlement	Default Judgment	Dismiss	Other		Trial	Sum Jud	Settle	Default J	Dismiss	Other	
Act on Neg Inst	0	0	0	1	1	3	5	0	10	0%	10%	10%	30%	50%	0%	
Asbestos	0	0	0	0	1	0	1	1	3	0%	0%	33%	0%	33%	33%	
Assault & Bat	0	0	0	0	8	0	9	0	17	0%	0%	47%	0%	53%	0%	
Auto - Pers Inj	37	2	39	98	496	9	622	45	1,309	3%	7%	38%	1%	48%	3%	
Auto - Property	0	1	1	2	5	3	19	0	30	3%	7%	17%	10%	63%	0%	
Book Account	0	2	2	4	42	81	117	6	252	1%	2%	17%	32%	46%	2%	
Civil Rights	0	0	0	1	4	0	16	7	28	0%	4%	14%	0%	57%	25%	
Complex Commer	1	1	2	1	8	0	18	13	42	5%	2%	19%	0%	43%	31%	
Condemnation	0	0	0	0	5	0	6	0	11	0%	0%	45%	0%	55%	0%	
Construction	0	0	0	0	10	3	16	1	30	0%	0%	33%	10%	53%	3%	
Contract/Commer	2	5	7	8	126	85	260	16	502	1%	2%	25%	17%	52%	3%	
Employment	0	0	0	4	9	0	15	5	33	0%	12%	27%	0%	45%	15%	
Lieu of P. Writ	0	0	0	1	10	0	15	14	40	0%	3%	25%	0%	38%	35%	
Medical Malprac	4	0	4	3	25	0	24	38	94	4%	3%	27%	0%	26%	40%	
Name Change	0	0	0	0	0	0	20	147	167	0%	0%	0%	0%	12%	88%	
Other Insurance	1	1	2	10	7	0	43	3	65	3%	15%	11%	0%	66%	5%	
Other Mass Tort	0	0	0	0	0	0	0	0	0	0%	0%	0%	0%	0%	0%	
Other Track 1	2	1	3	29	60	26	124	171	413	1%	7%	15%	6%	30%	41%	
Other Track 3	3	0	3	7	29	0	35	13	87	3%	8%	33%	0%	40%	15%	
Other Track 4	0	0	0	0	6	0	6	1	13	0%	0%	46%	0%	46%	8%	
Personal Injury	11	0	11	24	221	5	219	23	503	2%	5%	44%	1%	44%	5%	
Prod Liability	3	0	3	0	17	0	10	3	33	9%	0%	52%	0%	30%	9%	
Prof Malpractic	0	0	0	1	20	0	11	1	33	0%	3%	61%	0%	33%	3%	
PIP Coverage	0	0	0	1	27	0	11	0	39	0%	3%	69%	0%	28%	0%	
Real Property	1	0	1	1	9	4	11	0	26	4%	4%	35%	15%	42%	0%	
Tort Other	1	0	1	4	32	12	39	5	93	1%	4%	34%	13%	42%	5%	
Toxic Tort	0	0	0	0	0	0	1	0	1	0%	0%	0%	0%	100%	0%	
<b>Total</b>	<b>66</b>	<b>13</b>	<b>79</b>	<b>200</b>	<b>1,178</b>	<b>231</b>	<b>1,673</b>	<b>513</b>	<b>3,874</b>	<b>2%</b>	<b>5%</b>	<b>30%</b>	<b>6%</b>	<b>43%</b>	<b>13%</b>	

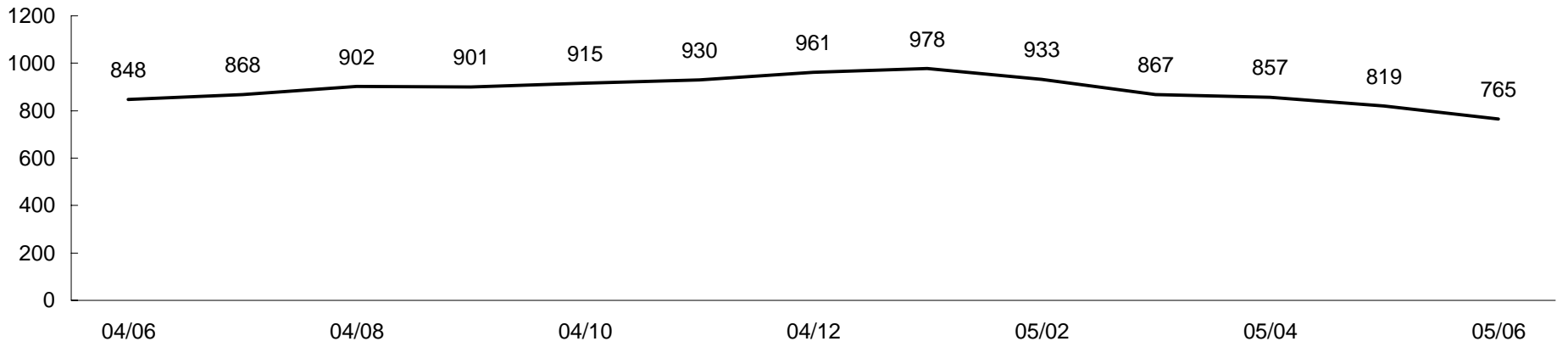


# BACKLOG GRAPHS

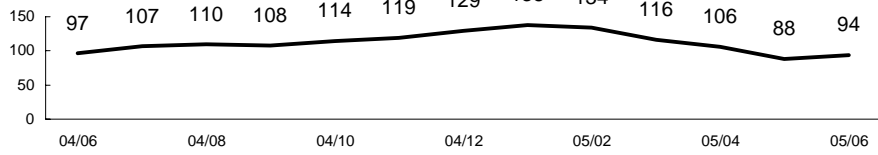
## JUNE 2004 - JUNE 2005

### MERCER

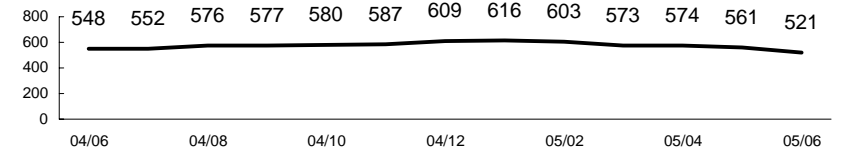
Total -- All Tracks



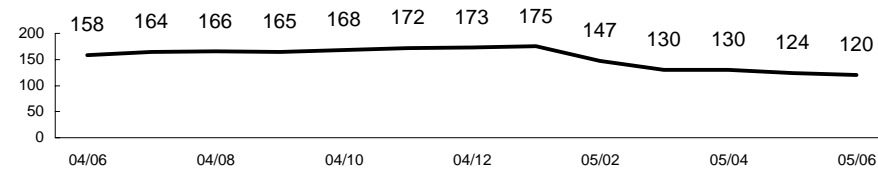
Track 1



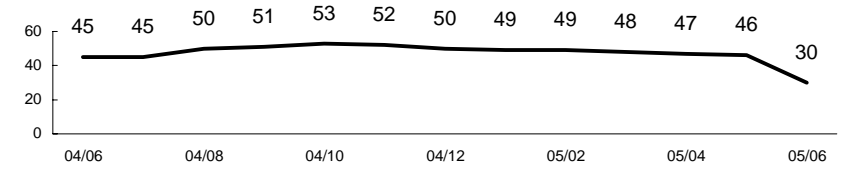
Track 2



Track 3



Track 4



**CIVIL CASELOAD SUMMARY BY CASETYPE**  
**JULY 2004 - JUNE 2005**  
**MIDDLESEX**

	Filings			Resolutions			Clearance		Backlog			Backlog Percent		Backlog Per 100 Monthly Filings		Active Pending		
	Jul 2003 to Jun 2004	Jul 2004 to Jun 2005	percent change	Jul 2003 to Jun 2004	Jul 2004 to Jun 2005	percent change	Jul 2004 - Jun 2005		Jun 2004	Jun 2005	percent change	Jun 2004	Jun 2005	Jun 2004	Jun 2005	Jun 2004	Jun 2005	percent change
	number	percent																
Act on Neg Inst	16	<b>22</b>	38%	25	<b>14</b>	-44%	<b>-8</b>	<b>64%</b>	2	<b>0</b>	-100%	20%	<b>0%</b>	150	<b>0</b>	10	<b>17</b>	70%
Asbestos	274	<b>141</b>	-49%	562	<b>533</b>	-5%	<b>392</b>	<b>378%</b>	931	<b>614</b>	-34%	68%	<b>62%</b>	4,077	<b>5,226</b>	1,378	<b>988</b>	-28%
Assault & Bat	42	<b>45</b>	7%	49	<b>47</b>	-4%	<b>2</b>	<b>104%</b>	10	<b>8</b>	-20%	19%	<b>15%</b>	286	<b>213</b>	54	<b>53</b>	-2%
Auto - Pers Inj	4,070	<b>4,146</b>	2%	4,327	<b>4,342</b>	0%	<b>196</b>	<b>105%</b>	922	<b>821</b>	-11%	18%	<b>17%</b>	272	<b>238</b>	5,106	<b>4,917</b>	-4%
Auto - Property	66	<b>79</b>	20%	66	<b>67</b>	2%	<b>-12</b>	<b>85%</b>	8	<b>9</b>	13%	12%	<b>11%</b>	145	<b>137</b>	68	<b>80</b>	18%
Book Account	646	<b>706</b>	9%	695	<b>655</b>	-6%	<b>-51</b>	<b>93%</b>	38	<b>43</b>	13%	11%	<b>11%</b>	71	<b>73</b>	356	<b>402</b>	13%
Civil Rights	19	<b>27</b>	42%	19	<b>30</b>	58%	<b>3</b>	<b>111%</b>	8	<b>8</b>	0%	24%	<b>24%</b>	505	<b>356</b>	34	<b>34</b>	0%
Complex Comme	24	<b>30</b>	25%	44	<b>47</b>	7%	<b>17</b>	<b>157%</b>	19	<b>24</b>	26%	30%	<b>41%</b>	950	<b>960</b>	63	<b>59</b>	-6%
Condemnation	50	<b>66</b>	32%	48	<b>85</b>	77%	<b>19</b>	<b>129%</b>	18	<b>8</b>	-56%	22%	<b>14%</b>	432	<b>145</b>	81	<b>57</b>	-30%
Construction	59	<b>66</b>	12%	71	<b>57</b>	-20%	<b>-9</b>	<b>86%</b>	21	<b>14</b>	-33%	30%	<b>17%</b>	427	<b>255</b>	69	<b>81</b>	17%
Contract/Commer	1,347	<b>1,276</b>	-5%	1,294	<b>1,343</b>	4%	<b>67</b>	<b>105%</b>	117	<b>80</b>	-32%	14%	<b>11%</b>	104	<b>75</b>	831	<b>756</b>	-9%
Employment	52	<b>62</b>	19%	84	<b>45</b>	-46%	<b>-17</b>	<b>73%</b>	6	<b>4</b>	-33%	15%	<b>8%</b>	138	<b>77</b>	40	<b>52</b>	30%
Lieu of P. Writ	72	<b>68</b>	-6%	87	<b>74</b>	-15%	<b>6</b>	<b>109%</b>	10	<b>1</b>	-90%	20%	<b>2%</b>	167	<b>18</b>	51	<b>47</b>	-8%
Medical Malprac	154	<b>158</b>	3%	177	<b>175</b>	-1%	<b>17</b>	<b>111%</b>	149	<b>152</b>	2%	41%	<b>43%</b>	1,161	<b>1,154</b>	365	<b>350</b>	-4%
Name Change	295	<b>384</b>	30%	298	<b>362</b>	21%	<b>-22</b>	<b>94%</b>	0	<b>0</b>	0%	0%	<b>0%</b>	0	<b>0</b>	53	<b>75</b>	42%
Other Insurance	272	<b>209</b>	-23%	231	<b>256</b>	11%	<b>47</b>	<b>122%</b>	26	<b>21</b>	-19%	14%	<b>17%</b>	115	<b>121</b>	181	<b>126</b>	-30%
Other Mass Tort	11	<b>15</b>	36%	163	<b>80</b>	-51%	<b>65</b>	<b>533%</b>	44	<b>84</b>	91%	27%	<b>88%</b>	4,800	<b>6,720</b>	161	<b>96</b>	-40%
Other Track 1	552	<b>669</b>	21%	481	<b>578</b>	20%	<b>-91</b>	<b>86%</b>	30	<b>27</b>	-10%	9%	<b>7%</b>	65	<b>48</b>	321	<b>385</b>	20%
Other Track 3	172	<b>156</b>	-9%	177	<b>158</b>	-11%	<b>2</b>	<b>101%</b>	14	<b>22</b>	57%	7%	<b>11%</b>	98	<b>169</b>	188	<b>192</b>	2%
Other Track 4	28	<b>28</b>	0%	260	<b>23</b>	-91%	<b>-5</b>	<b>82%</b>	18	<b>7</b>	-61%	53%	<b>18%</b>	771	<b>300</b>	34	<b>38</b>	12%
Personal Injury	1,658	<b>1,710</b>	3%	1,787	<b>1,752</b>	-2%	<b>42</b>	<b>102%</b>	365	<b>337</b>	-8%	17%	<b>16%</b>	264	<b>236</b>	2,161	<b>2,108</b>	-2%
Prod Liability	134	<b>107</b>	-20%	112	<b>150</b>	34%	<b>43</b>	<b>140%</b>	50	<b>41</b>	-18%	24%	<b>24%</b>	448	<b>460</b>	206	<b>171</b>	-17%
Prof Malpractic	59	<b>62</b>	5%	73	<b>84</b>	15%	<b>22</b>	<b>135%</b>	19	<b>18</b>	-5%	20%	<b>19%</b>	386	<b>348</b>	96	<b>97</b>	1%
PIP Coverage	193	<b>190</b>	-2%	223	<b>217</b>	-3%	<b>27</b>	<b>114%</b>	22	<b>7</b>	-68%	25%	<b>12%</b>	137	<b>44</b>	89	<b>60</b>	-33%
Real Property	43	<b>45</b>	5%	44	<b>39</b>	-11%	<b>-6</b>	<b>87%</b>	3	<b>3</b>	0%	13%	<b>10%</b>	84	<b>80</b>	24	<b>29</b>	21%
Tort Other	244	<b>219</b>	-10%	249	<b>216</b>	-13%	<b>-3</b>	<b>99%</b>	28	<b>27</b>	-4%	14%	<b>14%</b>	138	<b>148</b>	194	<b>193</b>	-1%
Toxic Tort	13	<b>15</b>	15%	26	<b>13</b>	-50%	<b>-2</b>	<b>87%</b>	5	<b>8</b>	60%	20%	<b>29%</b>	462	<b>640</b>	25	<b>28</b>	12%
<b>Total</b>	<b>10,565</b>	<b>10,701</b>	<b>1%</b>	<b>11,672</b>	<b>11,442</b>	<b>-2%</b>	<b>741</b>	<b>107%</b>	<b>2,883</b>	<b>2,388</b>	<b>-17%</b>	<b>24%</b>	<b>21%</b>	<b>327</b>	<b>268</b>	<b>12,239</b>	<b>11,491</b>	<b>-6%</b>

**CIVIL BACKLOG SUMMARY BY CASETYPE**

**JUNE 2005**

**MIDDLESEX**

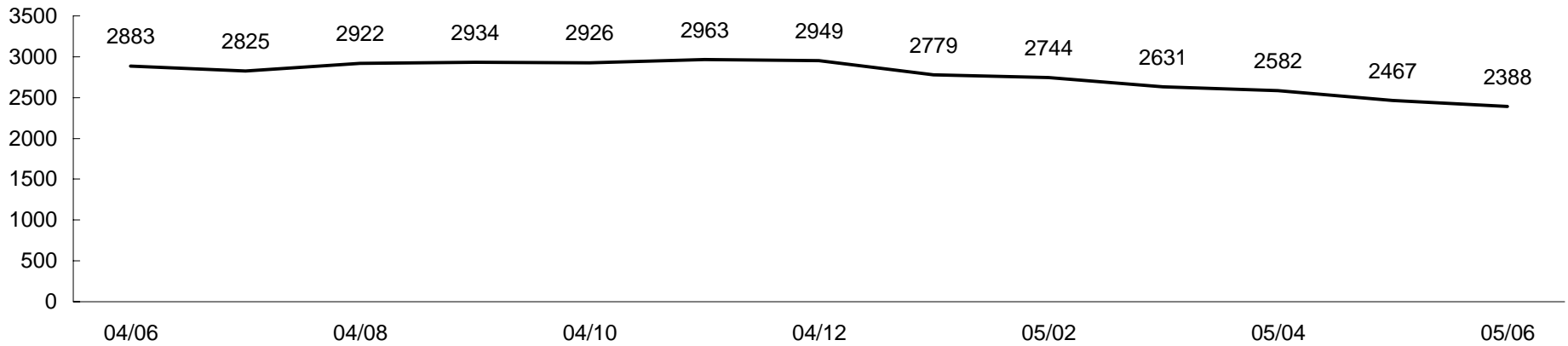
	Cases in Backlog															Total Backlog
	Track 1					Track 2				Track 3			Track 4			
	12 to 18 months	18 to 24 months	24 to 36 months	over 36 months	Total Track 1	18 to 24 months	24 to 36 months	over 36 months	Total Track 2	24 to 36 months	over 36 months	Total Track 3	24 to 36 months	over 36 months	Total Track 4	
Act on Neg Inst	0	0	0	0	0	0	0	0	0	0	0	0	0	0	0	0
Asbestos	0	0	0	0	0	0	0	0	0	0	0	0	161	453	614	614
Assault & Bat	0	0	0	0	0	5	2	1	8	0	0	0	0	0	0	8
Auto - Pers Inj	0	0	0	1	1	532	260	28	820	0	0	0	0	0	0	821
Auto - Property	0	0	0	0	0	7	2	0	9	0	0	0	0	0	0	9
Book Account	33	4	6	0	43	0	0	0	0	0	0	0	0	0	0	43
Civil Rights	0	0	0	0	0	0	0	0	0	6	2	8	0	0	0	8
Complex Comm	0	0	0	0	0	0	0	0	0	0	0	0	15	9	24	24
Condemnation	0	0	0	0	0	0	0	0	0	5	3	8	0	0	0	8
Construction	0	0	0	0	0	2	8	4	14	0	0	0	0	0	0	14
Contract/Comm	46	11	11	12	80	0	0	0	0	0	0	0	0	0	0	80
Employment	0	0	0	0	0	1	1	2	4	0	0	0	0	0	0	4
Lieu of P. Writ	0	0	0	0	0	0	0	0	0	0	0	0	0	1	1	1
Medical Malprac	0	0	0	0	0	0	0	0	0	76	76	152	0	0	0	152
Name Change	0	0	0	0	0	0	0	0	0	0	0	0	0	0	0	0
Other Insurance	11	4	6	0	21	0	0	0	0	0	0	0	0	0	0	21
Other Mass Tort	0	0	0	0	0	0	0	0	0	0	0	0	67	17	84	84
Other Track 1	20	4	2	1	27	0	0	0	0	0	0	0	0	0	0	27
Other Track 3	0	0	0	0	0	0	0	0	0	17	5	22	0	0	0	22
Other Track 4	0	0	0	0	0	0	0	0	0	0	0	0	1	6	7	7
Personal Injury	0	0	0	0	0	221	100	16	337	0	0	0	0	0	0	337
Prod Liability	0	0	0	0	0	0	0	0	0	26	15	41	0	0	0	41
Prof Malpractic	0	0	1	0	1	0	0	0	0	15	2	17	0	0	0	18
PIP Coverage	5	2	0	0	7	0	0	0	0	0	0	0	0	0	0	7
Real Property	3	0	0	0	3	0	0	0	0	0	0	0	0	0	0	3
Tort Other	0	0	0	0	0	12	11	4	27	0	0	0	0	0	0	27
Toxic Tort	0	0	0	0	0	0	0	0	0	6	2	8	0	0	0	8
<b>Total</b>	<b>118</b>	<b>25</b>	<b>26</b>	<b>14</b>	<b>183</b>	<b>780</b>	<b>384</b>	<b>55</b>	<b>1,219</b>	<b>151</b>	<b>105</b>	<b>256</b>	<b>244</b>	<b>486</b>	<b>730</b>	<b>2,388</b>

**CIVIL RESOLUTION SUMMARY BY CASETYPE  
JULY 2004 - JUNE 2005  
MIDDLESEX**

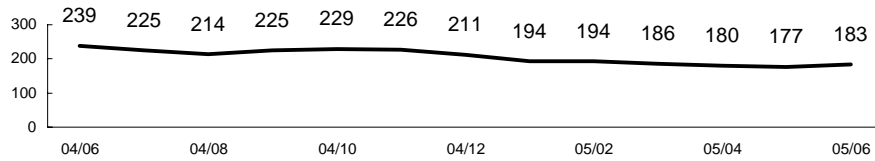
	Trial			Summary					Total	Percent resolved by						Monthly Resolutions
	Jury	Nonjury	Total	Judgment	Settlement	Default Judgment	Dismiss	Other		Trial	Sum Jud	Settle	Default J	Dismiss	Other	
Act on Neg Inst	0	0	0	2	5	1	5	1	14	0%	14%	36%	7%	36%	7%	
Asbestos	0	0	0	1	512	0	20	0	533	0%	0%	96%	0%	4%	0%	
Assault & Bat	1	0	1	2	20	4	18	2	47	2%	4%	43%	9%	38%	4%	
Auto - Pers Inj	114	5	119	111	1,650	23	2,080	359	4,342	3%	3%	38%	1%	48%	8%	
Auto - Property	0	0	0	4	20	4	35	4	67	0%	6%	30%	6%	52%	6%	
Book Account	0	2	2	20	92	220	309	12	655	0%	3%	14%	34%	47%	2%	
Civil Rights	1	0	1	1	6	0	20	2	30	3%	3%	20%	0%	67%	7%	
Complex Commer	0	1	1	2	6	0	30	8	47	2%	4%	13%	0%	64%	17%	
Condemnation	0	1	1	0	25	0	51	8	85	1%	0%	29%	0%	60%	9%	
Construction	1	0	1	0	27	2	27	0	57	2%	0%	47%	4%	47%	0%	
Contract/Commer	2	12	14	19	339	328	601	42	1,343	1%	1%	25%	24%	45%	3%	
Employment	0	0	0	0	16	2	25	2	45	0%	0%	36%	4%	56%	4%	
Lieu of P. Writ	0	1	1	5	5	0	55	8	74	1%	7%	7%	0%	74%	11%	
Medical Malprac	15	0	15	2	28	0	100	30	175	9%	1%	16%	0%	57%	17%	
Name Change	0	0	0	0	0	0	20	342	362	0%	0%	0%	0%	6%	94%	
Other Insurance	0	4	4	3	44	16	170	19	256	2%	1%	17%	6%	66%	7%	
Other Mass Tort	1	0	1	1	4	0	69	5	80	1%	1%	5%	0%	86%	6%	
Other Track 1	7	2	9	5	162	18	247	137	578	2%	1%	28%	3%	43%	24%	
Other Track 3	5	0	5	6	60	0	81	6	158	3%	4%	38%	0%	51%	4%	
Other Track 4	0	0	0	0	3	2	18	0	23	0%	0%	13%	9%	78%	0%	
Personal Injury	46	2	48	27	763	8	741	165	1,752	3%	2%	44%	0%	42%	9%	
Prod Liability	3	0	3	2	47	0	73	25	150	2%	1%	31%	0%	49%	17%	
Prof Malpractic	1	1	2	7	26	2	42	5	84	2%	8%	31%	2%	50%	6%	
PIP Coverage	1	1	2	2	64	0	112	37	217	1%	1%	29%	0%	52%	17%	
Real Property	0	0	0	0	15	2	18	4	39	0%	0%	38%	5%	46%	10%	
Tort Other	2	0	2	4	72	12	106	20	216	1%	2%	33%	6%	49%	9%	
Toxic Tort	0	1	1	0	4	0	7	1	13	8%	0%	31%	0%	54%	8%	
<b>Total</b>	<b>200</b>	<b>33</b>	<b>233</b>	<b>226</b>	<b>4,015</b>	<b>644</b>	<b>5,080</b>	<b>1,244</b>	<b>11,442</b>	<b>2%</b>	<b>2%</b>	<b>35%</b>	<b>6%</b>	<b>44%</b>	<b>11%</b>	

# BACKLOG GRAPHS JUNE 2004 - JUNE 2005 MIDDLESEX

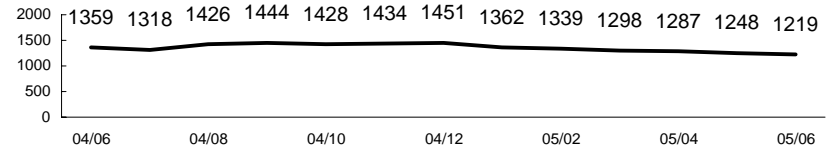
Total -- All Tracks



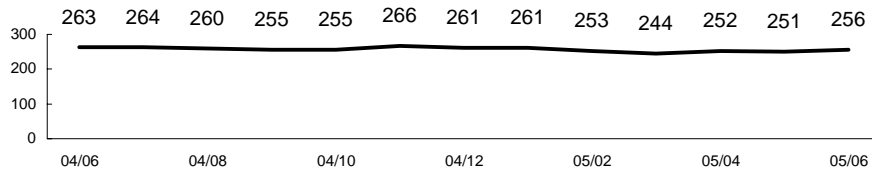
Track 1



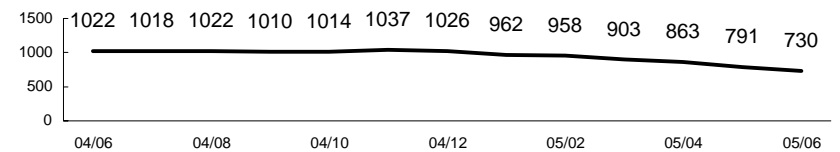
Track 2



Track 3



Track 4



**CIVIL CASELOAD SUMMARY BY CASETYPE**  
**JULY 2004 - JUNE 2005**  
**MONMOUTH**

	Filings			Resolutions			Clearance		Backlog			Backlog Percent		Backlog Per 100 Monthly Filings		Active Pending		
	Jul 2003 to Jun 2004	Jul 2004 to Jun 2005	percent change	Jul 2003 to Jun 2004	Jul 2004 to Jun 2005	percent change	Jul 2004 - Jun 2005		Jun 2004	Jun 2005	percent change	Jun 2004	Jun 2005	Jun 2004	Jun 2005	Jun 2004	Jun 2005	percent change
	number	percent	number	percent														
Act on Neg Inst	21	<b>34</b>	62%	27	<b>22</b>	-19%	<b>-12</b>	<b>65%</b>	6	<b>4</b>	-33%	38%	<b>14%</b>	343	<b>141</b>	16	<b>28</b>	75%
Asbestos	4	<b>0</b>	-100%	2	<b>0</b>	-100%	<b>0</b>	<b>100%</b>	1	<b>2</b>	100%	25%	<b>50%</b>	300		4	<b>4</b>	0%
Assault & Bat	33	<b>43</b>	30%	53	<b>42</b>	-21%	<b>-1</b>	<b>98%</b>	25	<b>19</b>	-24%	45%	<b>32%</b>	909	<b>530</b>	56	<b>59</b>	5%
Auto - Pers Inj	1,555	<b>1,557</b>	0%	1,657	<b>1,653</b>	0%	<b>96</b>	<b>106%</b>	649	<b>644</b>	-1%	28%	<b>29%</b>	501	<b>496</b>	2,298	<b>2,212</b>	-4%
Auto - Property	73	<b>58</b>	-21%	62	<b>75</b>	21%	<b>17</b>	<b>129%</b>	12	<b>11</b>	-8%	16%	<b>20%</b>	197	<b>228</b>	73	<b>55</b>	-25%
Book Account	541	<b>557</b>	3%	622	<b>534</b>	-14%	<b>-23</b>	<b>96%</b>	47	<b>55</b>	17%	15%	<b>16%</b>	104	<b>118</b>	324	<b>346</b>	7%
Civil Rights	28	<b>34</b>	21%	25	<b>34</b>	36%	<b>0</b>	<b>100%</b>	3	<b>8</b>	167%	12%	<b>30%</b>	129	<b>282</b>	25	<b>27</b>	8%
Complex Comme	21	<b>28</b>	33%	24	<b>33</b>	38%	<b>5</b>	<b>118%</b>	22	<b>20</b>	-9%	51%	<b>37%</b>	1,257	<b>857</b>	43	<b>54</b>	26%
Condemnation	54	<b>71</b>	31%	65	<b>90</b>	38%	<b>19</b>	<b>127%</b>	21	<b>9</b>	-57%	32%	<b>20%</b>	467	<b>152</b>	66	<b>46</b>	-30%
Construction	68	<b>75</b>	10%	49	<b>77</b>	57%	<b>2</b>	<b>103%</b>	30	<b>28</b>	-7%	32%	<b>29%</b>	529	<b>448</b>	95	<b>98</b>	3%
Contract/Commer	1,060	<b>977</b>	-8%	1,235	<b>1,047</b>	-15%	<b>70</b>	<b>107%</b>	264	<b>189</b>	-28%	31%	<b>25%</b>	299	<b>232</b>	845	<b>744</b>	-12%
Employment	39	<b>35</b>	-10%	46	<b>50</b>	9%	<b>15</b>	<b>143%</b>	16	<b>11</b>	-31%	28%	<b>29%</b>	492	<b>377</b>	57	<b>38</b>	-33%
Lieu of P. Writ	131	<b>98</b>	-25%	94	<b>116</b>	23%	<b>18</b>	<b>118%</b>	23	<b>22</b>	-4%	17%	<b>19%</b>	211	<b>269</b>	136	<b>114</b>	-16%
Medical Malprac	117	<b>103</b>	-12%	165	<b>262</b>	59%	<b>159</b>	<b>254%</b>	287	<b>160</b>	-44%	60%	<b>54%</b>	2,944	<b>1,864</b>	475	<b>299</b>	-37%
Name Change	262	<b>331</b>	26%	238	<b>307</b>	29%	<b>-24</b>	<b>93%</b>	0	<b>0</b>	0%	0%	<b>0%</b>	0	<b>0</b>	50	<b>74</b>	48%
Other Insurance	128	<b>129</b>	1%	131	<b>122</b>	-7%	<b>-7</b>	<b>95%</b>	48	<b>44</b>	-8%	37%	<b>33%</b>	450	<b>409</b>	129	<b>132</b>	2%
Other Mass Tort	1	<b>0</b>	-100%	300	<b>0</b>	-100%	<b>0</b>	<b>100%</b>	0	<b>0</b>	0%	0%	<b>0%</b>	0	<b>0</b>	0	<b>0</b>	0%
Other Track 1	411	<b>431</b>	5%	328	<b>389</b>	19%	<b>-42</b>	<b>90%</b>	55	<b>69</b>	25%	21%	<b>22%</b>	161	<b>192</b>	257	<b>308</b>	20%
Other Track 3	96	<b>96</b>	0%	101	<b>104</b>	3%	<b>8</b>	<b>108%</b>	25	<b>25</b>	0%	17%	<b>18%</b>	313	<b>313</b>	144	<b>142</b>	-1%
Other Track 4	7	<b>16</b>	129%	4	<b>16</b>	300%	<b>0</b>	<b>100%</b>	17	<b>17</b>	0%	52%	<b>50%</b>	2,914	<b>1,275</b>	33	<b>34</b>	3%
Personal Injury	1,156	<b>1,212</b>	5%	1,265	<b>1,162</b>	-8%	<b>-50</b>	<b>96%</b>	509	<b>506</b>	-1%	28%	<b>28%</b>	528	<b>501</b>	1,787	<b>1,826</b>	2%
Prod Liability	48	<b>50</b>	4%	66	<b>54</b>	-18%	<b>4</b>	<b>108%</b>	29	<b>37</b>	28%	30%	<b>35%</b>	725	<b>888</b>	96	<b>107</b>	11%
Prof Malpractic	47	<b>56</b>	19%	55	<b>74</b>	35%	<b>18</b>	<b>132%</b>	52	<b>45</b>	-13%	44%	<b>36%</b>	1,328	<b>964</b>	118	<b>125</b>	6%
PIP Coverage	84	<b>57</b>	-32%	96	<b>85</b>	-11%	<b>28</b>	<b>149%</b>	27	<b>16</b>	-41%	35%	<b>33%</b>	386	<b>337</b>	77	<b>48</b>	-38%
Real Property	55	<b>51</b>	-7%	51	<b>52</b>	2%	<b>1</b>	<b>102%</b>	6	<b>10</b>	67%	16%	<b>29%</b>	131	<b>235</b>	38	<b>35</b>	-8%
Tort Other	267	<b>245</b>	-8%	268	<b>266</b>	-1%	<b>21</b>	<b>109%</b>	87	<b>85</b>	-2%	27%	<b>28%</b>	391	<b>416</b>	319	<b>308</b>	-3%
Toxic Tort	312	<b>4</b>	-99%	12	<b>3</b>	-75%	<b>-1</b>	<b>75%</b>	2	<b>1</b>	-50%	29%	<b>13%</b>	8	<b>300</b>	7	<b>8</b>	14%
<b>Total</b>	<b>6,619</b>	<b>6,348</b>	<b>-4%</b>	<b>7,041</b>	<b>6,669</b>	<b>-5%</b>	<b>321</b>	<b>105%</b>	<b>2,263</b>	<b>2,037</b>	<b>-10%</b>	<b>30%</b>	<b>28%</b>	<b>410</b>	<b>385</b>	<b>7,568</b>	<b>7,271</b>	<b>-4%</b>

**CIVIL BACKLOG SUMMARY BY CASETYPE**

**JUNE 2005**

**MONMOUTH**

	Cases in Backlog															Total Backlog
	Track 1					Track 2				Track 3			Track 4			
	12 to 18 months	18 to 24 months	24 to 36 months	over 36 months	Total Track 1	18 to 24 months	24 to 36 months	over 36 months	Total Track 2	24 to 36 months	over 36 months	Total Track 3	24 to 36 months	over 36 months	Total Track 4	
Act on Neg Inst	1	1	0	2	4	0	0	0	0	0	0	0	0	0	0	4
Asbestos	0	0	0	0	0	0	0	0	0	0	0	0	1	1	2	2
Assault & Bat	0	0	0	0	0	3	10	6	19	0	0	0	0	0	0	19
Auto - Pers Inj	0	0	0	0	0	298	243	101	642	2	0	2	0	0	0	644
Auto - Property	0	0	0	0	0	6	4	1	11	0	0	0	0	0	0	11
Book Account	32	14	6	3	55	0	0	0	0	0	0	0	0	0	0	55
Civil Rights	0	0	0	0	0	0	0	0	0	5	3	8	0	0	0	8
Complex Comm	0	0	0	0	0	0	0	0	0	0	0	0	6	14	20	20
Condemnation	0	0	0	0	0	0	0	0	0	1	8	9	0	0	0	9
Construction	0	0	0	0	0	10	7	10	27	0	0	0	0	1	1	28
Contract/Comm	84	38	39	17	178	3	0	1	4	2	1	3	2	2	4	189
Employment	0	0	0	0	0	2	4	4	10	0	1	1	0	0	0	11
Lieu of P. Writ	0	0	0	0	0	0	0	0	0	0	0	0	16	6	22	22
Medical Malprac	0	0	0	0	0	0	0	0	0	62	97	159	0	1	1	160
Name Change	0	0	0	0	0	0	0	0	0	0	0	0	0	0	0	0
Other Insurance	22	10	3	6	41	0	0	0	0	0	1	1	2	0	2	44
Other Mass Tort	0	0	0	0	0	0	0	0	0	0	0	0	0	0	0	0
Other Track 1	34	14	10	10	68	0	1	0	1	0	0	0	0	0	0	69
Other Track 3	0	0	0	0	0	0	0	0	0	20	5	25	0	0	0	25
Other Track 4	0	0	0	0	0	0	0	0	0	0	0	0	4	13	17	17
Personal Injury	0	0	0	0	0	216	199	86	501	2	3	5	0	0	0	506
Prod Liability	1	0	0	0	1	0	0	0	0	24	12	36	0	0	0	37
Prof Malpractic	0	0	0	0	0	1	0	0	1	23	21	44	0	0	0	45
PIP Coverage	11	2	2	1	16	0	0	0	0	0	0	0	0	0	0	16
Real Property	4	2	1	1	8	0	1	0	1	0	1	1	0	0	0	10
Tort Other	0	0	0	0	0	29	26	23	78	0	0	0	7	0	7	85
Toxic Tort	0	0	0	0	0	0	0	0	0	1	0	1	0	0	0	1
<b>Total</b>	<b>189</b>	<b>81</b>	<b>61</b>	<b>40</b>	<b>371</b>	<b>568</b>	<b>495</b>	<b>232</b>	<b>1,295</b>	<b>142</b>	<b>153</b>	<b>295</b>	<b>38</b>	<b>38</b>	<b>76</b>	<b>2,037</b>

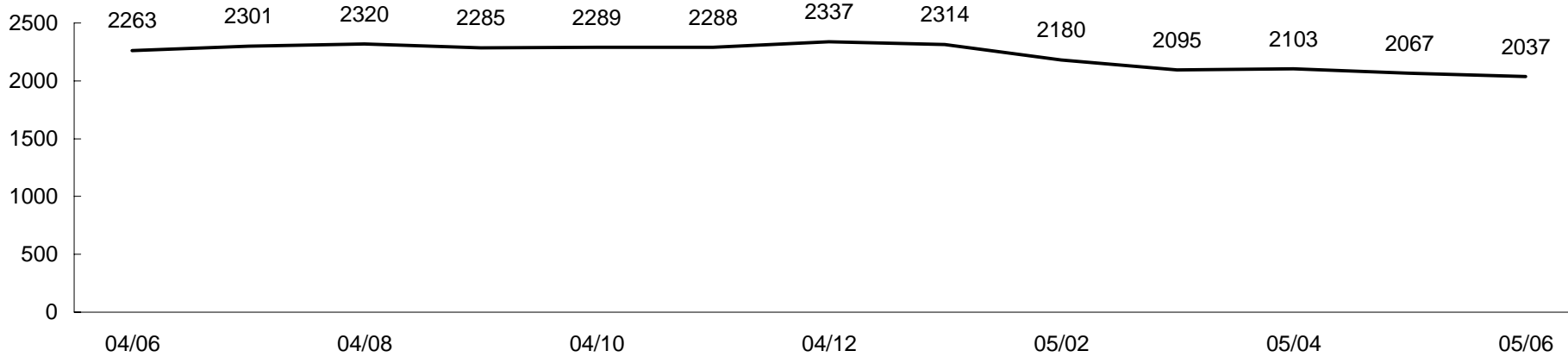
**CIVIL RESOLUTION SUMMARY BY CASETYPE**  
**JULY 2004 - JUNE 2005**  
**MONMOUTH**

	Trial			Summary					Total	Percent resolved by						Monthly Resolutions
	Jury	Nonjury	Total	Judgment	Settlement	Default Judgment	Dismiss	Other		Trial	Sum Jud	Settle	Default J	Dismiss	Other	
Act on Neg Inst	0	0	0	2	5	9	4	2	22	0%	9%	23%	41%	18%	9%	
Asbestos	0	0	0	0	0	0	0	0	0	0%	0%	0%	0%	0%	0%	
Assault & Bat	0	0	0	2	16	2	19	3	42	0%	5%	38%	5%	45%	7%	
Auto - Pers Inj	61	1	62	107	1,008	8	397	71	1,653	4%	6%	61%	0%	24%	4%	
Auto - Property	1	0	1	2	31	7	28	6	75	1%	3%	41%	9%	37%	8%	
Book Account	2	4	6	18	184	156	167	3	534	1%	3%	34%	29%	31%	1%	
Civil Rights	1	0	1	3	6	0	21	3	34	3%	9%	18%	0%	62%	9%	
Complex Commer	0	1	1	1	14	0	4	13	33	3%	3%	42%	0%	12%	39%	
Condemnation	6	0	6	0	69	0	3	12	90	7%	0%	77%	0%	3%	13%	
Construction	1	0	1	1	43	8	20	4	77	1%	1%	56%	10%	26%	5%	
Contract/Commer	6	13	19	27	471	187	307	36	1,047	2%	3%	45%	18%	29%	3%	
Employment	1	0	1	2	28	2	11	6	50	2%	4%	56%	4%	22%	12%	
Lieu of P. Writ	5	14	19	7	60	1	22	7	116	16%	6%	52%	1%	19%	6%	
Medical Malprac	8	2	10	6	73	0	39	134	262	4%	2%	28%	0%	15%	51%	
Name Change	0	0	0	0	0	0	11	296	307	0%	0%	0%	0%	4%	96%	
Other Insurance	0	1	1	6	58	4	42	11	122	1%	5%	48%	3%	34%	9%	
Other Mass Tort	0	0	0	0	0	0	0	0	0	0%	0%	0%	0%	0%	0%	
Other Track 1	2	5	7	6	166	11	84	115	389	2%	2%	43%	3%	22%	30%	
Other Track 3	2	0	2	7	63	1	23	8	104	2%	7%	61%	1%	22%	8%	
Other Track 4	0	1	1	0	12	0	1	2	16	6%	0%	75%	0%	6%	13%	
Personal Injury	17	1	18	49	752	8	261	74	1,162	2%	4%	65%	1%	22%	6%	
Prod Liability	1	0	1	1	34	0	10	8	54	2%	2%	63%	0%	19%	15%	
Prof Malpractic	2	3	5	5	43	1	16	4	74	7%	7%	58%	1%	22%	5%	
PIP Coverage	0	0	0	1	49	3	30	2	85	0%	1%	58%	4%	35%	2%	
Real Property	0	0	0	2	27	4	12	7	52	0%	4%	52%	8%	23%	13%	
Tort Other	2	2	4	9	157	15	70	11	266	2%	3%	59%	6%	26%	4%	
Toxic Tort	0	0	0	0	3	0	0	0	3	0%	0%	100%	0%	0%	0%	
<b>Total</b>	<b>118</b>	<b>48</b>	<b>166</b>	<b>264</b>	<b>3,372</b>	<b>427</b>	<b>1,602</b>	<b>838</b>	<b>6,669</b>	<b>2%</b>	<b>4%</b>	<b>51%</b>	<b>6%</b>	<b>24%</b>	<b>13%</b>	

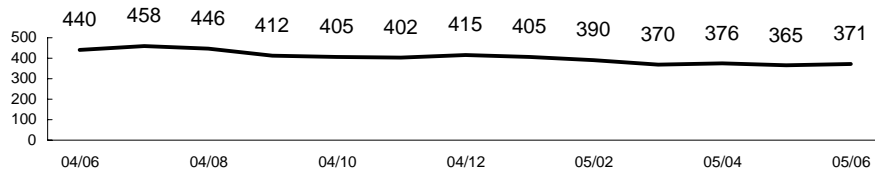


# BACKLOG GRAPHS JUNE 2004 - JUNE 2005 MONMOUTH

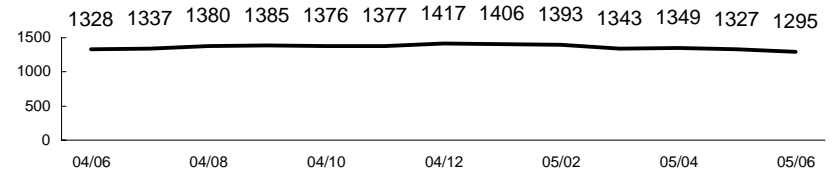
Total -- All Tracks



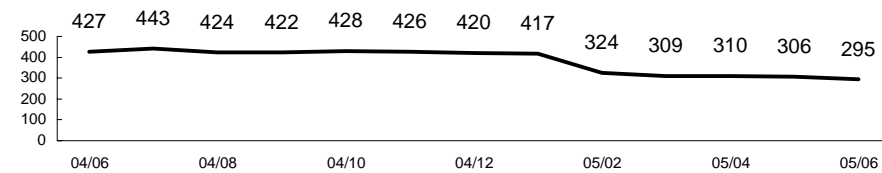
Track 1



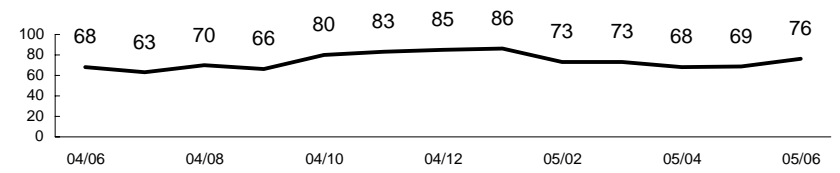
Track 2



Track 3



Track 4



**CIVIL CASELOAD SUMMARY BY CASETYPE**  
**JULY 2004 - JUNE 2005**  
**MORRIS**

	Filings			Resolutions			Clearance		Backlog			Backlog Percent		Backlog Per 100 Monthly Filings		Active Pending		
	Jul 2003 to Jun 2004	Jul 2004 to Jun 2005	percent change	Jul 2003 to Jun 2004	Jul 2004 to Jun 2005	percent change	Jul 2004 - Jun 2005		Jun 2004	Jun 2005	percent change	Jun 2004	Jun 2005	Jun 2004	Jun 2005	Jun 2004	Jun 2005	percent change
	number	percent	number	percent														
Act on Neg Inst	23	<b>37</b>	61%	21	<b>30</b>	43%	<b>-7</b>	<b>81%</b>	2	<b>1</b>	-50%	17%	<b>5%</b>	104	<b>32</b>	12	<b>19</b>	58%
Asbestos	1	<b>0</b>	-100%	0	<b>0</b>	0%	<b>0</b>	<b>100%</b>	0	<b>0</b>	0%	0%	<b>0%</b>	0	<b>0</b>	1	<b>1</b>	0%
Assault & Bat	31	<b>22</b>	-29%	27	<b>25</b>	-7%	<b>3</b>	<b>114%</b>	7	<b>7</b>	0%	20%	<b>22%</b>	271	<b>382</b>	35	<b>32</b>	-9%
Auto - Pers Inj	714	<b>678</b>	-5%	842	<b>701</b>	-17%	<b>23</b>	<b>103%</b>	111	<b>107</b>	-4%	14%	<b>14%</b>	187	<b>189</b>	797	<b>779</b>	-2%
Auto - Property	32	<b>26</b>	-19%	32	<b>37</b>	16%	<b>11</b>	<b>142%</b>	10	<b>4</b>	-60%	28%	<b>15%</b>	375	<b>185</b>	36	<b>26</b>	-28%
Book Account	418	<b>374</b>	-11%	427	<b>396</b>	-7%	<b>22</b>	<b>106%</b>	36	<b>22</b>	-39%	14%	<b>10%</b>	103	<b>71</b>	250	<b>225</b>	-10%
Civil Rights	28	<b>12</b>	-57%	19	<b>24</b>	26%	<b>12</b>	<b>200%</b>	5	<b>1</b>	-80%	20%	<b>8%</b>	214	<b>100</b>	25	<b>13</b>	-48%
Complex Comme	27	<b>28</b>	4%	94	<b>52</b>	-45%	<b>24</b>	<b>186%</b>	32	<b>42</b>	31%	42%	<b>45%</b>	1,422	<b>1,800</b>	77	<b>94</b>	22%
Condemnation	8	<b>10</b>	25%	15	<b>12</b>	-20%	<b>2</b>	<b>120%</b>	8	<b>3</b>	-63%	50%	<b>25%</b>	1,200	<b>360</b>	16	<b>12</b>	-25%
Construction	52	<b>55</b>	6%	49	<b>75</b>	53%	<b>20</b>	<b>136%</b>	16	<b>9</b>	-44%	24%	<b>17%</b>	369	<b>196</b>	68	<b>52</b>	-24%
Contract/Commer	891	<b>852</b>	-4%	950	<b>809</b>	-15%	<b>-43</b>	<b>95%</b>	120	<b>90</b>	-25%	19%	<b>14%</b>	162	<b>127</b>	619	<b>630</b>	2%
Employment	31	<b>34</b>	10%	31	<b>36</b>	16%	<b>2</b>	<b>106%</b>	6	<b>8</b>	33%	17%	<b>26%</b>	232	<b>282</b>	35	<b>31</b>	-11%
Lieu of P. Writ	65	<b>63</b>	-3%	86	<b>73</b>	-15%	<b>10</b>	<b>116%</b>	13	<b>4</b>	-69%	23%	<b>8%</b>	240	<b>76</b>	56	<b>50</b>	-11%
Medical Malprac	90	<b>87</b>	-3%	120	<b>101</b>	-16%	<b>14</b>	<b>116%</b>	41	<b>64</b>	56%	22%	<b>36%</b>	547	<b>883</b>	188	<b>176</b>	-6%
Name Change	151	<b>187</b>	24%	158	<b>180</b>	14%	<b>-7</b>	<b>96%</b>	0	<b>0</b>	0%	0%	<b>0%</b>	0	<b>0</b>	21	<b>28</b>	33%
Other Insurance	101	<b>145</b>	44%	90	<b>113</b>	26%	<b>-32</b>	<b>78%</b>	31	<b>18</b>	-42%	32%	<b>16%</b>	368	<b>149</b>	96	<b>113</b>	18%
Other Mass Tort	0	<b>1</b>		0	<b>1</b>		<b>0</b>	<b>100%</b>	0	<b>0</b>	0%	0%	<b>0%</b>	0	<b>0</b>	0	<b>0</b>	0%
Other Track 1	309	<b>379</b>	23%	249	<b>334</b>	34%	<b>-45</b>	<b>88%</b>	27	<b>31</b>	15%	15%	<b>14%</b>	105	<b>98</b>	181	<b>224</b>	24%
Other Track 3	88	<b>73</b>	-17%	78	<b>98</b>	26%	<b>25</b>	<b>134%</b>	15	<b>9</b>	-40%	13%	<b>10%</b>	205	<b>148</b>	114	<b>92</b>	-19%
Other Track 4	4	<b>11</b>	175%	6	<b>14</b>	133%	<b>3</b>	<b>127%</b>	20	<b>11</b>	-45%	77%	<b>50%</b>	6,000	<b>1,200</b>	26	<b>22</b>	-15%
Personal Injury	465	<b>514</b>	11%	558	<b>505</b>	-9%	<b>-9</b>	<b>98%</b>	99	<b>100</b>	1%	16%	<b>16%</b>	255	<b>233</b>	609	<b>617</b>	1%
Prod Liability	51	<b>36</b>	-29%	59	<b>48</b>	-19%	<b>12</b>	<b>133%</b>	16	<b>9</b>	-44%	27%	<b>18%</b>	376	<b>300</b>	59	<b>51</b>	-14%
Prof Malpractic	41	<b>46</b>	12%	49	<b>58</b>	18%	<b>12</b>	<b>126%</b>	18	<b>13</b>	-28%	25%	<b>16%</b>	527	<b>339</b>	73	<b>79</b>	8%
PIP Coverage	46	<b>53</b>	15%	44	<b>43</b>	-2%	<b>-10</b>	<b>81%</b>	4	<b>3</b>	-25%	14%	<b>9%</b>	104	<b>68</b>	29	<b>35</b>	21%
Real Property	40	<b>42</b>	5%	40	<b>44</b>	10%	<b>2</b>	<b>105%</b>	9	<b>9</b>	0%	26%	<b>27%</b>	270	<b>257</b>	35	<b>33</b>	-6%
Tort Other	133	<b>127</b>	-5%	131	<b>146</b>	11%	<b>19</b>	<b>115%</b>	39	<b>29</b>	-26%	24%	<b>20%</b>	352	<b>274</b>	163	<b>143</b>	-12%
Toxic Tort	6	<b>2</b>	-67%	3	<b>6</b>	100%	<b>4</b>	<b>300%</b>	4	<b>1</b>	-75%	36%	<b>14%</b>	800	<b>600</b>	11	<b>7</b>	-36%
<b>Total</b>	<b>3,846</b>	<b>3,894</b>	<b>1%</b>	<b>4,178</b>	<b>3,961</b>	<b>-5%</b>	<b>67</b>	<b>102%</b>	<b>689</b>	<b>595</b>	<b>-14%</b>	<b>19%</b>	<b>17%</b>	<b>215</b>	<b>183</b>	<b>3,632</b>	<b>3,584</b>	<b>-1%</b>

**CIVIL BACKLOG SUMMARY BY CASETYPE**

**JUNE 2005**

**MORRIS**

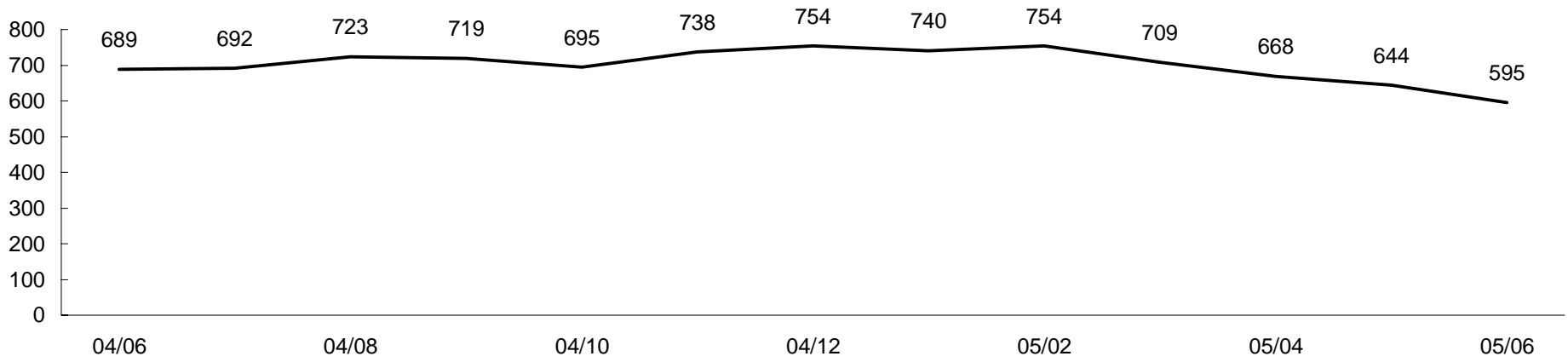
	Cases in Backlog															Total Backlog
	Track 1					Track 2				Track 3			Track 4			
	12 to 18 months	18 to 24 months	24 to 36 months	over 36 months	Total Track 1	18 to 24 months	24 to 36 months	over 36 months	Total Track 2	24 to 36 months	over 36 months	Total Track 3	24 to 36 months	over 36 months	Total Track 4	
Act on Neg Inst	0	0	1	0	1	0	0	0	0	0	0	0	0	0	0	1
Asbestos	0	0	0	0	0	0	0	0	0	0	0	0	0	0	0	0
Assault & Bat	0	0	0	0	0	3	4	0	7	0	0	0	0	0	0	7
Auto - Pers Inj	0	0	0	0	0	79	24	4	107	0	0	0	0	0	0	107
Auto - Property	0	0	0	0	0	3	1	0	4	0	0	0	0	0	0	4
Book Account	20	0	2	0	22	0	0	0	0	0	0	0	0	0	0	22
Civil Rights	0	0	0	0	0	0	0	0	0	1	0	1	0	0	0	1
Complex Comm	1	0	0	0	1	0	0	0	0	0	0	0	17	24	41	42
Condemnation	0	0	0	0	0	0	0	0	0	1	2	3	0	0	0	3
Construction	0	0	0	0	0	5	3	1	9	0	0	0	0	0	0	9
Contract/Comm	71	12	4	3	90	0	0	0	0	0	0	0	0	0	0	90
Employment	0	0	0	0	0	6	2	0	8	0	0	0	0	0	0	8
Lieu of P. Writ	0	0	0	0	0	0	0	0	0	0	0	0	0	4	4	4
Medical Malprac	0	0	0	0	0	0	0	0	0	52	12	64	0	0	0	64
Name Change	0	0	0	0	0	0	0	0	0	0	0	0	0	0	0	0
Other Insurance	10	1	5	2	18	0	0	0	0	0	0	0	0	0	0	18
Other Mass Tort	0	0	0	0	0	0	0	0	0	0	0	0	0	0	0	0
Other Track 1	16	10	1	4	31	0	0	0	0	0	0	0	0	0	0	31
Other Track 3	0	0	0	0	0	1	0	0	1	7	1	8	0	0	0	9
Other Track 4	0	0	0	0	0	0	0	0	0	0	0	0	1	10	11	11
Personal Injury	0	0	0	0	0	55	41	4	100	0	0	0	0	0	0	100
Prod Liability	0	0	0	0	0	0	0	0	0	4	5	9	0	0	0	9
Prof Malpractic	0	0	0	0	0	0	0	0	0	8	5	13	0	0	0	13
PIP Coverage	2	1	0	0	3	0	0	0	0	0	0	0	0	0	0	3
Real Property	1	2	5	1	9	0	0	0	0	0	0	0	0	0	0	9
Tort Other	0	0	0	0	0	16	10	3	29	0	0	0	0	0	0	29
Toxic Tort	0	0	0	0	0	0	0	0	0	1	0	1	0	0	0	1
<b>Total</b>	<b>121</b>	<b>26</b>	<b>18</b>	<b>10</b>	<b>175</b>	<b>168</b>	<b>85</b>	<b>12</b>	<b>265</b>	<b>74</b>	<b>25</b>	<b>99</b>	<b>18</b>	<b>38</b>	<b>56</b>	<b>595</b>

**CIVIL RESOLUTION SUMMARY BY CASETYPE**  
**JULY 2004 - JUNE 2005**  
**MORRIS**

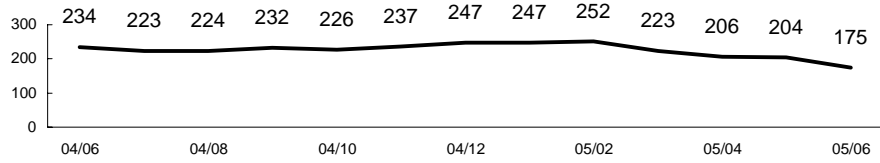
	Trial			Summary					Total	Percent resolved by						Monthly Resolutions
	Jury	Nonjury	Total	Judgment	Settlement	Default Judgment	Dismiss	Other		Trial	Sum Jud	Settle	Default J	Dismiss	Other	
Act on Neg Inst	0	0	0	0	5	14	11	0	30	0%	0%	17%	47%	37%	0%	
Asbestos	0	0	0	0	0	0	0	0	0	0%	0%	0%	0%	0%	0%	
Assault & Bat	0	0	0	0	7	1	16	1	25	0%	0%	28%	4%	64%	4%	
Auto - Pers Inj	11	0	11	41	205	4	421	19	701	2%	6%	29%	1%	60%	3%	
Auto - Property	0	0	0	0	19	4	13	1	37	0%	0%	51%	11%	35%	3%	
Book Account	1	3	4	1	79	113	195	4	396	1%	0%	20%	29%	49%	1%	
Civil Rights	2	0	2	1	8	0	12	1	24	8%	4%	33%	0%	50%	4%	
Complex Commer	0	1	1	0	18	0	30	3	52	2%	0%	35%	0%	58%	6%	
Condemnation	1	0	1	0	4	0	7	0	12	8%	0%	33%	0%	58%	0%	
Construction	0	1	1	0	35	4	32	3	75	1%	0%	47%	5%	43%	4%	
Contract/Commer	1	6	7	26	178	123	460	15	809	1%	3%	22%	15%	57%	2%	
Employment	1	0	1	2	13	1	17	2	36	3%	6%	36%	3%	47%	6%	
Lieu of P. Writ	0	3	3	1	1	0	68	0	73	4%	1%	1%	0%	93%	0%	
Medical Malprac	15	0	15	2	25	0	53	6	101	15%	2%	25%	0%	52%	6%	
Name Change	0	0	0	0	0	0	6	174	180	0%	0%	0%	0%	3%	97%	
Other Insurance	1	1	2	4	24	3	70	10	113	2%	4%	21%	3%	62%	9%	
Other Mass Tort	0	0	0	0	0	0	0	1	1	0%	0%	0%	0%	0%	100%	
Other Track 1	1	2	3	6	66	18	235	6	334	1%	2%	20%	5%	70%	2%	
Other Track 3	3	1	4	3	39	0	37	15	98	4%	3%	40%	0%	38%	15%	
Other Track 4	0	0	0	0	7	0	7	0	14	0%	0%	50%	0%	50%	0%	
Personal Injury	10	0	10	20	184	3	268	20	505	2%	4%	36%	1%	53%	4%	
Prod Liability	2	0	2	0	10	0	23	13	48	4%	0%	21%	0%	48%	27%	
Prof Malpractic	2	0	2	1	24	2	28	1	58	3%	2%	41%	3%	48%	2%	
PIP Coverage	0	0	0	1	7	0	33	2	43	0%	2%	16%	0%	77%	5%	
Real Property	1	1	2	1	16	2	20	3	44	5%	2%	36%	5%	45%	7%	
Tort Other	1	2	3	6	39	4	84	10	146	2%	4%	27%	3%	58%	7%	
Toxic Tort	0	0	0	0	1	0	4	1	6	0%	0%	17%	0%	67%	17%	
<b>Total</b>	<b>53</b>	<b>21</b>	<b>74</b>	<b>116</b>	<b>1,014</b>	<b>296</b>	<b>2,150</b>	<b>311</b>	<b>3,961</b>	<b>2%</b>	<b>3%</b>	<b>26%</b>	<b>7%</b>	<b>54%</b>	<b>8%</b>	

# BACKLOG GRAPHS JUNE 2004 - JUNE 2005 MORRIS

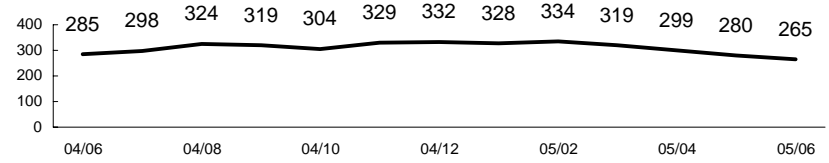
Total -- All Tracks



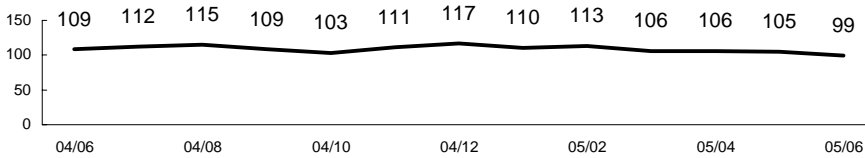
Track 1



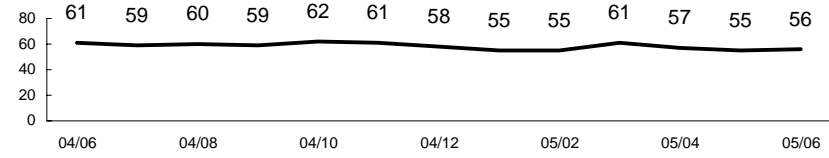
Track 2



Track 3



Track 4



**CIVIL CASELOAD SUMMARY BY CASETYPE**  
**JULY 2004 - JUNE 2005**  
**OCEAN**

	Filings			Resolutions			Clearance		Backlog			Backlog Percent		Backlog Per 100 Monthly Filings		Active Pending		
	Jul 2003 to Jun 2004	Jul 2004 to Jun 2005	percent change	Jul 2003 to Jun 2004	Jul 2004 to Jun 2005	percent change	Jul 2004 - Jun 2005		Jun 2004	Jun 2005	percent change	Jun 2004	Jun 2005	Jun 2004	Jun 2005	Jun 2004	Jun 2005	percent change
	number	percent	number	percent														
Act on Neg Inst	8	20	150%	5	10	100%	-10	50%	0	0	0%	0%	0%	0	0	5	15	200%
Asbestos	1	0	-100%	0	0	0%	0	100%	0	0	0%	0%	0%	0	0	0	0	0%
Assault & Bat	26	30	15%	32	23	-28%	-7	77%	8	7	-13%	29%	20%	369	280	28	35	25%
Auto - Pers Inj	1,071	949	-11%	1,129	1,029	-9%	80	108%	231	232	0%	18%	19%	259	293	1,309	1,230	-6%
Auto - Property	37	26	-30%	41	25	-39%	-1	96%	2	6	200%	6%	19%	65	277	31	31	0%
Book Account	345	353	2%	331	346	5%	-7	98%	17	13	-24%	10%	7%	59	44	168	174	4%
Civil Rights	18	5	-72%	12	8	-33%	3	160%	1	2	100%	7%	17%	67	480	14	12	-14%
Complex Comme	6	8	33%	5	5	0%	-3	63%	4	6	50%	36%	40%	800	900	11	15	36%
Condemnation	51	68	33%	50	68	36%	0	100%	5	5	0%	11%	11%	118	88	47	47	0%
Construction	44	63	43%	43	47	9%	-16	75%	11	11	0%	18%	14%	300	210	60	76	27%
Contract/Commer	634	610	-4%	705	584	-17%	-26	96%	61	58	-5%	17%	15%	115	114	368	389	6%
Employment	21	17	-19%	18	19	6%	2	112%	3	6	100%	13%	30%	171	424	23	20	-13%
Lieu of P. Writ	78	79	1%	65	79	22%	0	100%	7	7	0%	10%	10%	108	106	72	72	0%
Medical Malprac	94	93	-1%	112	114	2%	21	123%	43	30	-30%	27%	22%	549	387	158	137	-13%
Name Change	188	268	43%	188	256	36%	-12	96%	0	0	0%	0%	0%	0	0	24	36	50%
Other Insurance	73	65	-11%	91	68	-25%	3	105%	19	11	-42%	33%	21%	312	203	57	53	-7%
Other Mass Tort	1	1	0%	0	1		0	100%	0	0	0%	0%	0%	0	0	1	0	-100%
Other Track 1	237	293	24%	176	319	81%	26	109%	19	17	-11%	12%	13%	96	70	158	132	-16%
Other Track 3	42	65	55%	52	55	6%	-10	85%	1	9	800%	2%	13%	29	166	56	69	23%
Other Track 4	9	11	22%	8	9	13%	-2	82%	10	10	0%	59%	50%	1,333	1,091	17	20	18%
Personal Injury	762	783	3%	816	848	4%	65	108%	180	158	-12%	17%	16%	283	242	1,037	964	-7%
Prod Liability	58	41	-29%	40	44	10%	3	107%	27	23	-15%	30%	23%	559	673	89	99	11%
Prof Malpractic	49	34	-31%	43	52	21%	18	153%	11	8	-27%	16%	14%	269	282	69	57	-17%
PIP Coverage	21	31	48%	36	24	-33%	-7	77%	6	3	-50%	38%	14%	343	116	16	22	38%
Real Property	50	39	-22%	32	48	50%	9	123%	6	6	0%	18%	25%	144	185	33	24	-27%
Tort Other	144	115	-20%	116	152	31%	37	132%	19	22	16%	13%	20%	158	230	146	109	-25%
Toxic Tort	2	5	150%	2	4	100%	-1	80%	2	1	-50%	40%	14%	1,200	240	5	7	40%
<b>Total</b>	<b>4,070</b>	<b>4,072</b>	<b>0%</b>	<b>4,148</b>	<b>4,237</b>	<b>2%</b>	<b>165</b>	<b>104%</b>	<b>693</b>	<b>651</b>	<b>-6%</b>	<b>17%</b>	<b>17%</b>	<b>204</b>	<b>192</b>	<b>4,002</b>	<b>3,845</b>	<b>-4%</b>

**CIVIL BACKLOG SUMMARY BY CASETYPE**

**JUNE 2005**

**OCEAN**

	Cases in Backlog															Total Backlog
	Track 1					Track 2				Track 3			Track 4			
	12 to 18 months	18 to 24 months	24 to 36 months	over 36 months	Total Track 1	18 to 24 months	24 to 36 months	over 36 months	Total Track 2	24 to 36 months	over 36 months	Total Track 3	24 to 36 months	over 36 months	Total Track 4	
Act on Neg Inst	0	0	0	0	0	0	0	0	0	0	0	0	0	0	0	0
Asbestos	0	0	0	0	0	0	0	0	0	0	0	0	0	0	0	0
Assault & Bat	0	0	0	0	0	4	3	0	7	0	0	0	0	0	0	0
Auto - Pers Inj	1	0	1	1	3	145	73	11	229	0	0	0	0	0	0	232
Auto - Property	0	0	0	0	0	4	2	0	6	0	0	0	0	0	0	6
Book Account	7	1	1	2	11	1	0	0	1	1	0	1	0	0	0	13
Civil Rights	0	0	0	0	0	0	0	0	0	0	2	2	0	0	0	2
Complex Comm	1	0	1	0	2	0	0	0	0	0	0	0	2	2	4	6
Condemnation	0	0	0	0	0	0	0	0	0	3	2	5	0	0	0	5
Construction	0	0	0	0	0	5	3	3	11	0	0	0	0	0	0	11
Contract/Comm	31	12	5	6	54	1	0	0	1	1	1	2	0	1	1	58
Employment	0	0	0	0	0	2	3	1	6	0	0	0	0	0	0	6
Lieu of P. Writ	0	0	0	0	0	0	0	0	0	0	0	0	3	4	7	7
Medical Malprac	0	0	0	0	0	0	0	0	0	22	8	30	0	0	0	30
Name Change	0	0	0	0	0	0	0	0	0	0	0	0	0	0	0	0
Other Insurance	9	1	0	1	11	0	0	0	0	0	0	0	0	0	0	11
Other Mass Tort	0	0	0	0	0	0	0	0	0	0	0	0	0	0	0	0
Other Track 1	11	2	1	2	16	0	0	0	0	0	0	0	1	0	1	17
Other Track 3	0	0	0	0	0	0	0	0	0	9	0	9	0	0	0	9
Other Track 4	0	0	0	0	0	0	0	0	0	0	0	0	3	7	10	10
Personal Injury	0	0	0	0	0	79	69	8	156	2	0	2	0	0	0	158
Prod Liability	0	0	0	0	0	1	1	2	4	4	15	19	0	0	0	23
Prof Malpractic	0	0	0	0	0	0	0	0	0	7	1	8	0	0	0	8
PIP Coverage	2	0	1	0	3	0	0	0	0	0	0	0	0	0	0	3
Real Property	2	0	2	1	5	1	0	0	1	0	0	0	0	0	0	6
Tort Other	0	0	0	0	0	11	9	1	21	0	1	1	0	0	0	22
Toxic Tort	0	0	0	0	0	0	0	0	0	0	1	1	0	0	0	1
<b>Total</b>	<b>64</b>	<b>16</b>	<b>12</b>	<b>13</b>	<b>105</b>	<b>254</b>	<b>163</b>	<b>26</b>	<b>443</b>	<b>49</b>	<b>31</b>	<b>80</b>	<b>9</b>	<b>14</b>	<b>23</b>	<b>651</b>

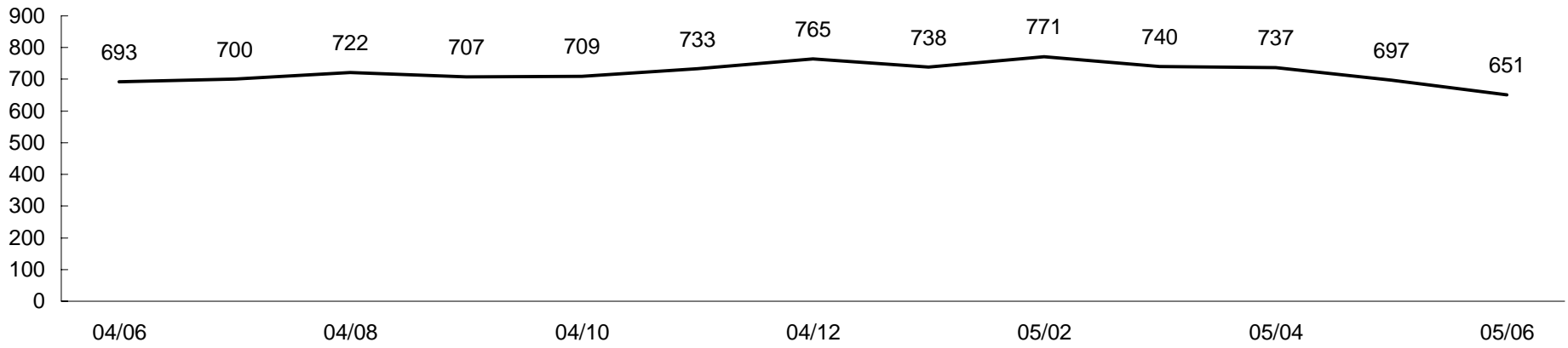
**CIVIL RESOLUTION SUMMARY BY CASETYPE**  
**JULY 2004 - JUNE 2005**  
**OCEAN**

	Trial			Summary					Total	Percent resolved by						Monthly Resolutions
	Jury	Nonjury	Total	Judgment	Settlement	Default Judgment	Dismiss	Other		Trial	Sum Jud	Settle	Default J	Dismiss	Other	
Act on Neg Inst	0	0	0	0	0	3	5	2	10	0%	0%	0%	30%	50%	20%	
Asbestos	0	0	0	0	0	0	0	0	0	0%	0%	0%	0%	0%	0%	
Assault & Bat	0	0	0	0	12	1	8	2	23	0%	0%	52%	4%	35%	9%	
Auto - Pers Inj	36	0	36	43	401	5	510	34	1,029	3%	4%	39%	0%	50%	3%	
Auto - Property	0	0	0	2	8	1	14	0	25	0%	8%	32%	4%	56%	0%	
Book Account	0	2	2	7	63	136	128	10	346	1%	2%	18%	39%	37%	3%	
Civil Rights	0	0	0	1	4	0	3	0	8	0%	13%	50%	0%	38%	0%	
Complex Commer	0	0	0	0	1	1	1	2	5	0%	0%	20%	20%	20%	40%	
Condemnation	1	0	1	0	40	0	6	21	68	1%	0%	59%	0%	9%	31%	
Construction	0	0	0	0	26	3	17	1	47	0%	0%	55%	6%	36%	2%	
Contract/Commer	5	1	6	7	182	118	241	30	584	1%	1%	31%	20%	41%	5%	
Employment	0	0	0	1	8	0	7	3	19	0%	5%	42%	0%	37%	16%	
Lieu of P. Writ	0	20	20	2	22	0	26	9	79	25%	3%	28%	0%	33%	11%	
Medical Malprac	10	0	10	4	27	0	52	21	114	9%	4%	24%	0%	46%	18%	
Name Change	0	0	0	0	0	0	5	251	256	0%	0%	0%	0%	2%	98%	
Other Insurance	1	0	1	4	23	2	28	10	68	1%	6%	34%	3%	41%	15%	
Other Mass Tort	0	0	0	0	0	0	1	0	1	0%	0%	0%	0%	100%	0%	
Other Track 1	4	2	6	4	71	8	123	107	319	2%	1%	22%	3%	39%	34%	
Other Track 3	1	0	1	4	24	1	18	7	55	2%	7%	44%	2%	33%	13%	
Other Track 4	0	0	0	0	3	0	4	2	9	0%	0%	33%	0%	44%	22%	
Personal Injury	22	0	22	27	418	9	333	39	848	3%	3%	49%	1%	39%	5%	
Prod Liability	2	0	2	1	19	0	20	2	44	5%	2%	43%	0%	45%	5%	
Prof Malpractic	1	1	2	2	22	0	25	1	52	4%	4%	42%	0%	48%	2%	
PIP Coverage	0	0	0	0	12	0	11	1	24	0%	0%	50%	0%	46%	4%	
Real Property	0	0	0	0	15	2	27	4	48	0%	0%	31%	4%	56%	8%	
Tort Other	2	0	2	5	51	8	74	12	152	1%	3%	34%	5%	49%	8%	
Toxic Tort	0	0	0	0	4	0	0	0	4	0%	0%	100%	0%	0%	0%	
<b>Total</b>	<b>85</b>	<b>26</b>	<b>111</b>	<b>114</b>	<b>1,456</b>	<b>298</b>	<b>1,687</b>	<b>571</b>	<b>4,237</b>	<b>3%</b>	<b>3%</b>	<b>34%</b>	<b>7%</b>	<b>40%</b>	<b>13%</b>	

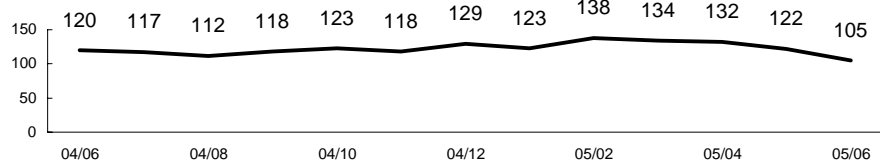


# BACKLOG GRAPHS JUNE 2004 - JUNE 2005 OCEAN

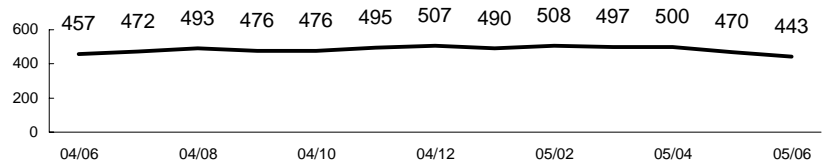
Total -- All Tracks



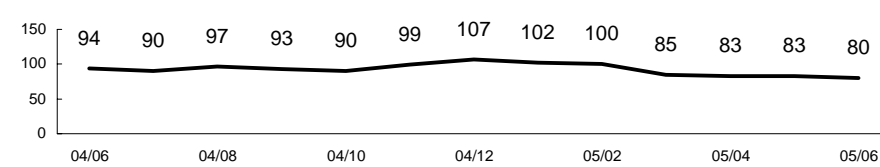
Track 1



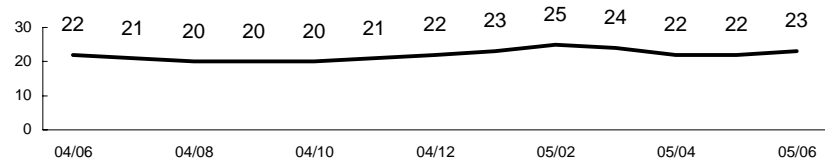
Track 2



Track 3



Track 4



**CIVIL CASELOAD SUMMARY BY CASETYPE**  
**JULY 2004 - JUNE 2005**  
**PASSAIC**

	Filings			Resolutions			Clearance		Backlog			Backlog Percent		Backlog Per 100		Active Pending		
	Jul 2003	Jul 2004	percent change	Jul 2003	Jul 2004	percent change	Jul 2004 - Jun 2005		Jun 2004	Jun 2005	percent change	Jun 2004	Jun 2005	Monthly Filings		Jun 2004	Jun 2005	percent change
	to Jun 2004	to Jun 2005		to Jun 2004	to Jun 2005		number	percent						Jun 2004	Jun 2005			
Act on Neg Inst	16	19	19%	8	24	200%	5	126%	2	1	-50%	11%	8%	150	63	18	12	-33%
Asbestos	0	0	0%	1	0	-100%	0	100%	0	0	0%	0%	0%	0	0	0	0	0%
Assault & Bat	26	25	-4%	29	34	17%	9	136%	10	2	-80%	27%	7%	462	96	37	28	-24%
Auto - Pers Inj	2,818	2,702	-4%	3,160	2,976	-6%	274	110%	449	253	-44%	14%	9%	191	112	3,101	2,829	-9%
Auto - Property	66	46	-30%	48	60	25%	14	130%	5	6	20%	8%	12%	91	157	65	51	-22%
Book Account	345	334	-3%	391	354	-9%	20	106%	22	9	-59%	12%	5%	77	32	184	164	-11%
Civil Rights	12	14	17%	9	10	11%	-4	71%	2	1	-50%	14%	6%	200	86	14	18	29%
Complex Comme	8	14	75%	10	10	0%	-4	71%	1	1	0%	10%	5%	150	86	10	19	90%
Condemnation	21	14	-33%	16	24	50%	10	171%	3	5	67%	10%	25%	171	429	29	20	-31%
Construction	36	38	6%	27	37	37%	-1	97%	2	6	200%	6%	17%	67	189	34	35	3%
Contract/Commer	647	575	-11%	687	612	-11%	37	106%	49	48	-2%	13%	14%	91	100	391	339	-13%
Employment	25	16	-36%	26	14	-46%	-2	88%	0	0	0%	0%	0%	0	0	14	17	21%
Lieu of P. Writ	45	35	-22%	35	39	11%	4	111%	0	3		0%	11%	0	103	31	27	-13%
Medical Malprac	82	61	-26%	96	83	-14%	22	136%	21	11	-48%	18%	12%	307	216	118	95	-19%
Name Change	220	209	-5%	210	229	9%	20	110%	0	0	0%	0%	0%	0	0	44	24	-45%
Other Insurance	114	133	17%	120	126	5%	-7	95%	14	13	-7%	22%	19%	147	117	65	70	8%
Other Mass Tort	0	1		1	1	0%	0	100%	0	0	0%	0%	0%	0	0	0	0	0%
Other Track 1	270	319	18%	225	286	27%	-33	90%	16	25	56%	11%	14%	71	94	148	176	19%
Other Track 3	82	77	-6%	88	73	-17%	-4	95%	7	1	-86%	8%	1%	102	16	85	89	5%
Other Track 4	5	9	80%	6	7	17%	-2	78%	1	0	-100%	20%	0%	240	0	5	7	40%
Personal Injury	872	961	10%	931	883	-5%	-78	92%	119	96	-19%	12%	9%	164	120	988	1,064	8%
Prod Liability	29	38	31%	40	39	-3%	1	103%	9	6	-33%	17%	10%	372	189	54	60	11%
Prof Malpractic	26	25	-4%	21	43	105%	18	172%	5	5	0%	11%	13%	231	240	46	38	-17%
PIP Coverage	80	104	30%	97	102	5%	-2	98%	8	4	-50%	17%	8%	120	46	48	49	2%
Real Property	28	38	36%	20	34	70%	-4	89%	2	0	-100%	11%	0%	86	0	18	20	11%
Tort Other	129	127	-2%	145	118	-19%	-9	93%	14	15	7%	13%	12%	130	142	107	121	13%
Toxic Tort	7	10	43%	6	7	17%	-3	70%	3	2	-33%	25%	13%	514	240	12	15	25%
<b>Total</b>	<b>6,009</b>	<b>5,944</b>	<b>-1%</b>	<b>6,453</b>	<b>6,225</b>	<b>-4%</b>	<b>281</b>	<b>105%</b>	<b>764</b>	<b>513</b>	<b>-33%</b>	<b>13%</b>	<b>10%</b>	<b>153</b>	<b>104</b>	<b>5,666</b>	<b>5,387</b>	<b>-5%</b>

**CIVIL BACKLOG SUMMARY BY CASETYPE**

**JUNE 2005**

**PASSAIC**

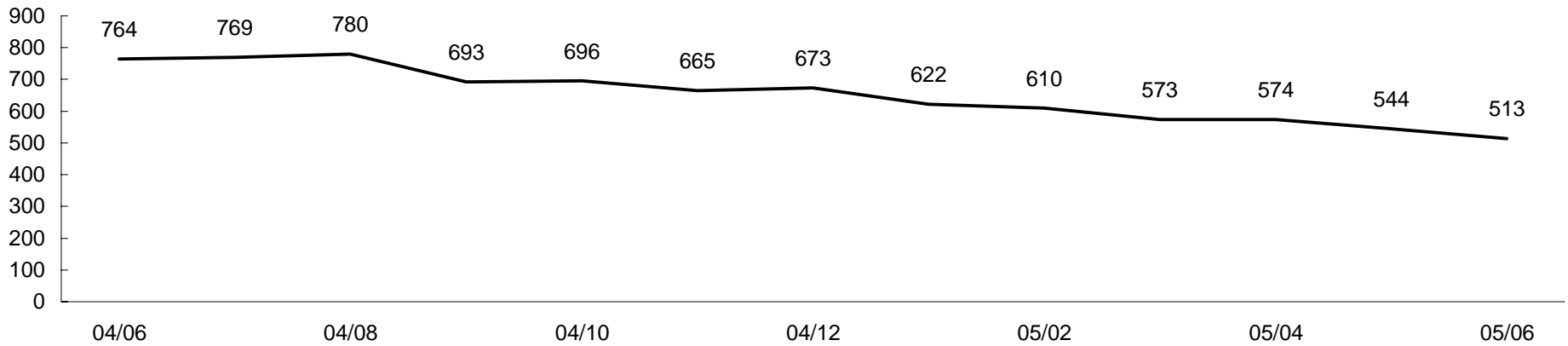
	Cases in Backlog															Total Backlog
	Track 1					Track 2				Track 3			Track 4			
	12 to 18 months	18 to 24 months	24 to 36 months	over 36 months	Total Track 1	18 to 24 months	24 to 36 months	over 36 months	Total Track 2	24 to 36 months	over 36 months	Total Track 3	24 to 36 months	over 36 months	Total Track 4	
Act on Neg Inst	0	1	0	0	1	0	0	0	0	0	0	0	0	0	0	1
Asbestos	0	0	0	0	0	0	0	0	0	0	0	0	0	0	0	0
Assault & Bat	0	0	0	0	0	2	0	0	2	0	0	0	0	0	0	2
Auto - Pers Inj	0	0	0	0	0	216	35	2	253	0	0	0	0	0	0	253
Auto - Property	0	0	0	0	0	6	0	0	6	0	0	0	0	0	0	6
Book Account	5	4	0	0	9	0	0	0	0	0	0	0	0	0	0	9
Civil Rights	0	0	0	0	0	0	0	0	0	0	1	1	0	0	0	1
Complex Comm	0	0	0	0	0	0	0	0	0	0	0	0	1	0	1	1
Condemnation	0	0	0	0	0	0	0	0	0	4	1	5	0	0	0	5
Construction	0	0	0	0	0	5	1	0	6	0	0	0	0	0	0	6
Contract/Comm	36	11	1	0	48	0	0	0	0	0	0	0	0	0	0	48
Employment	0	0	0	0	0	0	0	0	0	0	0	0	0	0	0	0
Lieu of P. Writ	0	0	0	0	0	0	0	0	0	0	0	0	3	0	3	3
Medical Malprac	0	0	0	0	0	0	0	0	0	11	0	11	0	0	0	11
Name Change	0	0	0	0	0	0	0	0	0	0	0	0	0	0	0	0
Other Insurance	11	2	0	0	13	0	0	0	0	0	0	0	0	0	0	13
Other Mass Tort	0	0	0	0	0	0	0	0	0	0	0	0	0	0	0	0
Other Track 1	17	7	1	0	25	0	0	0	0	0	0	0	0	0	0	25
Other Track 3	0	0	0	0	0	0	0	0	0	1	0	1	0	0	0	1
Other Track 4	0	0	0	0	0	0	0	0	0	0	0	0	0	0	0	0
Personal Injury	0	0	0	0	0	77	17	2	96	0	0	0	0	0	0	96
Prod Liability	0	0	0	0	0	0	0	0	0	6	0	6	0	0	0	6
Prof Malpractic	0	0	0	0	0	0	0	0	0	4	1	5	0	0	0	5
PIP Coverage	3	1	0	0	4	0	0	0	0	0	0	0	0	0	0	4
Real Property	0	0	0	0	0	0	0	0	0	0	0	0	0	0	0	0
Tort Other	0	0	0	0	0	12	3	0	15	0	0	0	0	0	0	15
Toxic Tort	0	0	0	0	0	0	0	0	0	2	0	2	0	0	0	2
<b>Total</b>	<b>72</b>	<b>26</b>	<b>2</b>	<b>0</b>	<b>100</b>	<b>318</b>	<b>56</b>	<b>4</b>	<b>378</b>	<b>28</b>	<b>3</b>	<b>31</b>	<b>4</b>	<b>0</b>	<b>4</b>	<b>513</b>

**CIVIL RESOLUTION SUMMARY BY CASETYPE**  
**JULY 2004 - JUNE 2005**  
**PASSAIC**

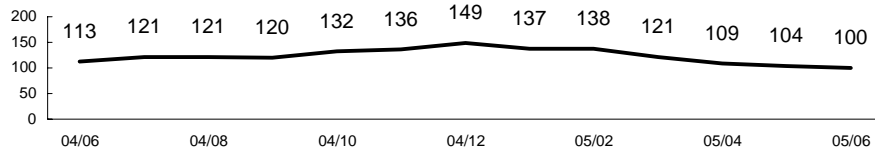
	Trial			Summary					Total	Percent resolved by						Monthly Resolutions
	Jury	Nonjury	Total	Judgment	Settlement	Default Judgment	Dismiss	Other		Trial	Sum Jud	Settle	Default J	Dismiss	Other	
Act on Neg Inst	0	0	0	1	5	9	9	0	24	0%	4%	21%	38%	38%	0%	<p>The 'Monthly Resolutions' section contains three line graphs. The first graph, 'Trials', shows monthly counts fluctuating between 0 and 25. The second graph, 'Settlements', shows a steady increase from approximately 100 in 04/06 to 250 in 05/06. The third graph, 'Def Judg' and 'Dismiss', shows a general downward trend from around 350 in 04/06 to 150 in 05/06.</p>
Asbestos	0	0	0	0	0	0	0	0	0	0%	0%	0%	0%	0%	0%	
Assault & Bat	0	0	0	0	10	1	17	6	34	0%	0%	29%	3%	50%	18%	
Auto - Pers Inj	43	0	43	135	1,089	12	1,545	152	2,976	1%	5%	37%	0%	52%	5%	
Auto - Property	1	0	1	0	15	1	37	6	60	2%	0%	25%	2%	62%	10%	
Book Account	0	0	0	3	74	118	148	11	354	0%	1%	21%	33%	42%	3%	
Civil Rights	0	0	0	1	2	0	4	3	10	0%	10%	20%	0%	40%	30%	
Complex Commer	0	0	0	0	4	0	4	2	10	0%	0%	40%	0%	40%	20%	
Condemnation	0	0	0	0	12	0	2	10	24	0%	0%	50%	0%	8%	42%	
Construction	1	0	1	0	17	3	14	2	37	3%	0%	46%	8%	38%	5%	
Contract/Commer	1	1	2	16	136	132	273	53	612	0%	3%	22%	22%	45%	9%	
Employment	0	0	0	0	6	0	6	2	14	0%	0%	43%	0%	43%	14%	
Lieu of P. Writ	0	4	4	1	7	0	16	11	39	10%	3%	18%	0%	41%	28%	
Medical Malprac	10	0	10	1	28	0	40	4	83	12%	1%	34%	0%	48%	5%	
Name Change	0	0	0	0	0	0	12	217	229	0%	0%	0%	0%	5%	95%	
Other Insurance	0	0	0	1	29	2	55	39	126	0%	1%	23%	2%	44%	31%	
Other Mass Tort	0	0	0	0	0	0	0	1	1	0%	0%	0%	0%	0%	100%	
Other Track 1	1	1	2	2	49	12	107	114	286	1%	1%	17%	4%	37%	40%	
Other Track 3	1	0	1	1	29	0	31	11	73	1%	1%	40%	0%	42%	15%	
Other Track 4	0	0	0	0	3	0	4	0	7	0%	0%	43%	0%	57%	0%	
Personal Injury	10	0	10	21	340	11	468	33	883	1%	2%	39%	1%	53%	4%	
Prod Liability	2	0	2	1	24	0	11	1	39	5%	3%	62%	0%	28%	3%	
Prof Malpractic	2	0	2	2	13	0	21	5	43	5%	5%	30%	0%	49%	12%	
PIP Coverage	0	1	1	2	31	2	36	30	102	1%	2%	30%	2%	35%	29%	
Real Property	0	0	0	0	11	0	12	11	34	0%	0%	32%	0%	35%	32%	
Tort Other	4	0	4	2	36	9	47	20	118	3%	2%	31%	8%	40%	17%	
Toxic Tort	0	0	0	0	3	0	3	1	7	0%	0%	43%	0%	43%	14%	
<b>Total</b>	<b>76</b>	<b>7</b>	<b>83</b>	<b>190</b>	<b>1,973</b>	<b>312</b>	<b>2,922</b>	<b>745</b>	<b>6,225</b>	<b>1%</b>	<b>3%</b>	<b>32%</b>	<b>5%</b>	<b>47%</b>	<b>12%</b>	

# BACKLOG GRAPHS JUNE 2004 - JUNE 2005 PASSAIC

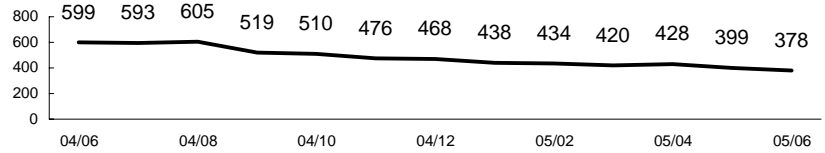
Total -- All Tracks



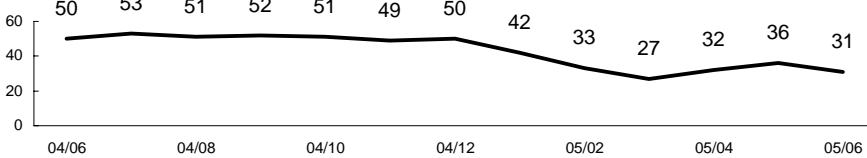
Track 1



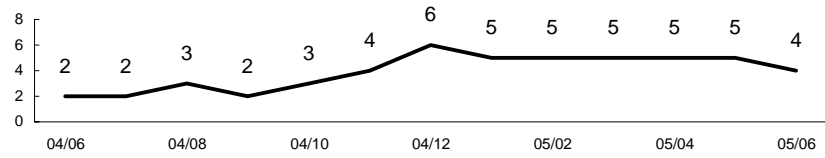
Track 2



Track 3



Track 4



**CIVIL CASELOAD SUMMARY BY CASETYPE**  
**JULY 2004 - JUNE 2005**  
**SALEM**

	Filings			Resolutions			Clearance		Backlog			Backlog Percent		Backlog Per 100 Monthly Filings		Active Pending		
	Jul 2003 to Jun 2004	Jul 2004 to Jun 2005	percent change	Jul 2003 to Jun 2004	Jul 2004 to Jun 2005	percent change	Jul 2004 - Jun 2005		Jun 2004	Jun 2005	percent change	Jun 2004	Jun 2005	Jun 2004	Jun 2005	Jun 2004	Jun 2005	percent change
	number	percent	number	percent														
Act on Neg Inst	2	0	-100%	1	1	0%	1	100%	0	0	0%	0%	0%	0	0	1	0	-100%
Asbestos	0	0	0%	0	0	0%	0	100%	0	0	0%	0%	0%	0	0	0	0	0%
Assault & Bat	5	0	-100%	4	3	-25%	3	100%	0	0	0%	0%	0%	0	0	4	1	-75%
Auto - Pers Inj	70	92	31%	71	83	17%	-9	90%	16	13	-19%	19%	14%	274	170	83	92	11%
Auto - Property	2	4	100%	2	3	50%	-1	75%	0	0	0%	0%	0%	0	0	0	1	
Book Account	21	28	33%	23	24	4%	-4	86%	1	2	100%	9%	13%	57	86	11	15	36%
Civil Rights	2	2	0%	1	1	0%	-1	50%	0	0	0%	0%	0%	0	0	2	3	50%
Complex Comme	0	0	0%	0	0	0%	0	100%	0	0	0%	0%	0%	0	0	0	0	0%
Condemnation	0	1		1	0	-100%	-1	0%	0	0	0%	0%	0%	0	0	0	1	
Construction	3	2	-33%	3	2	-33%	0	100%	0	1		0%	100%	0	600	1	1	0%
Contract/Commer	58	52	-10%	55	56	2%	4	108%	8	7	-13%	21%	21%	166	162	39	34	-13%
Employment	0	0	0%	2	0	-100%	0	100%	0	0	0%	0%	0%	0	0	0	1	
Lieu of P. Writ	9	7	-22%	7	7	0%	0	100%	0	1		0%	17%	0	171	5	6	20%
Medical Malprac	7	6	-14%	9	7	-22%	1	117%	2	5	150%	15%	42%	343	1,000	13	12	-8%
Name Change	27	25	-7%	27	26	-4%	1	104%	0	0	0%	0%	0%	0	0	2	1	-50%
Other Insurance	8	4	-50%	9	4	-56%	0	100%	2	1	-50%	50%	25%	300	300	4	4	0%
Other Mass Tort	0	0	0%	0	0	0%	0	100%	0	0	0%	0%	0%	0	0	0	0	0%
Other Track 1	26	43	65%	16	36	125%	-7	84%	0	6		0%	24%	0	167	16	25	56%
Other Track 3	2	8	300%	4	4	0%	-4	50%	0	0	0%	0%	0%	0	0	2	6	200%
Other Track 4	0	0	0%	1	0	-100%	0	100%	0	2		0%	100%	0		2	2	0%
Personal Injury	42	58	38%	43	44	2%	-14	76%	14	16	14%	29%	25%	400	331	49	64	31%
Prod Liability	1	3	200%	2	2	0%	-1	67%	1	0	-100%	100%	0%	1,200	0	1	2	100%
Prof Malpractic	4	2	-50%	1	4	300%	2	200%	0	0	0%	0%	0%	0	0	5	3	-40%
PIP Coverage	9	9	0%	12	9	-25%	0	100%	1	0	-100%	17%	0%	133	0	6	6	0%
Real Property	10	3	-70%	8	6	-25%	3	200%	2	1	-50%	40%	33%	240	400	5	3	-40%
Tort Other	16	5	-69%	8	12	50%	7	240%	1	0	-100%	8%	0%	75	0	13	6	-54%
Toxic Tort	0	5		1	0	-100%	-5	0%	0	1		0%	17%	0	240	1	6	500%
<b>Total</b>	<b>324</b>	<b>359</b>	<b>11%</b>	<b>311</b>	<b>334</b>	<b>7%</b>	<b>-25</b>	<b>93%</b>	<b>48</b>	<b>56</b>	<b>17%</b>	<b>18%</b>	<b>19%</b>	<b>178</b>	<b>187</b>	<b>265</b>	<b>295</b>	<b>11%</b>

**CIVIL BACKLOG SUMMARY BY CASETYPE**

**JUNE 2005**

**SALEM**

	Cases in Backlog															Total Backlog
	Track 1					Track 2				Track 3			Track 4			
	12 to 18 months	18 to 24 months	24 to 36 months	over 36 months	Total Track 1	18 to 24 months	24 to 36 months	over 36 months	Total Track 2	24 to 36 months	over 36 months	Total Track 3	24 to 36 months	over 36 months	Total Track 4	
Act on Neg Inst	0	0	0	0	0	0	0	0	0	0	0	0	0	0	0	0
Asbestos	0	0	0	0	0	0	0	0	0	0	0	0	0	0	0	0
Assault & Bat	0	0	0	0	0	0	0	0	0	0	0	0	0	0	0	0
Auto - Pers Inj	0	0	0	0	0	8	4	1	13	0	0	0	0	0	0	13
Auto - Property	0	0	0	0	0	0	0	0	0	0	0	0	0	0	0	0
Book Account	1	0	1	0	2	0	0	0	0	0	0	0	0	0	0	2
Civil Rights	0	0	0	0	0	0	0	0	0	0	0	0	0	0	0	0
Complex Comm	0	0	0	0	0	0	0	0	0	0	0	0	0	0	0	0
Condemnation	0	0	0	0	0	0	0	0	0	0	0	0	0	0	0	0
Construction	0	0	0	0	0	1	0	0	1	0	0	0	0	0	0	1
Contract/Comm	3	1	2	1	7	0	0	0	0	0	0	0	0	0	0	7
Employment	0	0	0	0	0	0	0	0	0	0	0	0	0	0	0	0
Lieu of P. Writ	0	0	0	0	0	0	0	0	0	0	0	0	0	1	1	1
Medical Malprac	0	0	0	0	0	0	0	0	0	4	1	5	0	0	0	5
Name Change	0	0	0	0	0	0	0	0	0	0	0	0	0	0	0	0
Other Insurance	0	0	1	0	1	0	0	0	0	0	0	0	0	0	0	1
Other Mass Tort	0	0	0	0	0	0	0	0	0	0	0	0	0	0	0	0
Other Track 1	6	0	0	0	6	0	0	0	0	0	0	0	0	0	0	6
Other Track 3	0	0	0	0	0	0	0	0	0	0	0	0	0	0	0	0
Other Track 4	0	0	0	0	0	0	0	0	0	0	0	0	2	0	2	2
Personal Injury	0	0	0	0	0	9	3	3	15	0	1	1	0	0	0	16
Prod Liability	0	0	0	0	0	0	0	0	0	0	0	0	0	0	0	0
Prof Malpractic	0	0	0	0	0	0	0	0	0	0	0	0	0	0	0	0
PIP Coverage	0	0	0	0	0	0	0	0	0	0	0	0	0	0	0	0
Real Property	1	0	0	0	1	0	0	0	0	0	0	0	0	0	0	1
Tort Other	0	0	0	0	0	0	0	0	0	0	0	0	0	0	0	0
Toxic Tort	0	0	0	0	0	0	0	0	0	1	0	1	0	0	0	1
<b>Total</b>	<b>11</b>	<b>1</b>	<b>4</b>	<b>1</b>	<b>17</b>	<b>18</b>	<b>7</b>	<b>4</b>	<b>29</b>	<b>5</b>	<b>2</b>	<b>7</b>	<b>2</b>	<b>1</b>	<b>3</b>	<b>56</b>

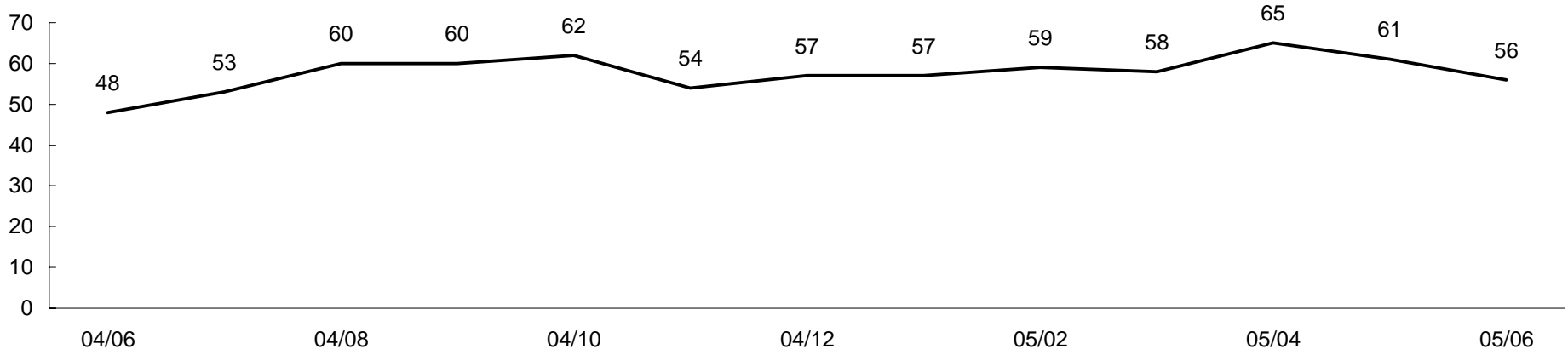
**CIVIL RESOLUTION SUMMARY BY CASETYPE**  
**JULY 2004 - JUNE 2005**  
**SALEM**

	Trial			Summary					Total	Percent resolved by						Monthly Resolutions
	Jury	Nonjury	Total	Judgment	Settlement	Default Judgment	Dismiss	Other		Trial	Sum Jud	Settle	Default J	Dismiss	Other	
Act on Neg Inst	0	0	0	0	1	0	0	0	1	0%	0%	100%	0%	0%	0%	<p>Monthly Resolutions</p> <p>Legend: Trials (■), Sum Jud (◆)</p>
Asbestos	0	0	0	0	0	0	0	0	0	0%	0%	0%	0%	0%	0%	
Assault & Bat	0	0	0	0	1	0	2	0	3	0%	0%	33%	0%	67%	0%	
Auto - Pers Inj	1	0	1	2	27	1	39	13	83	1%	2%	33%	1%	47%	16%	
Auto - Property	0	0	0	0	0	0	3	0	3	0%	0%	0%	0%	100%	0%	
Book Account	0	0	0	0	3	9	12	0	24	0%	0%	13%	38%	50%	0%	
Civil Rights	0	0	0	0	0	0	1	0	1	0%	0%	0%	0%	100%	0%	
Complex Commer	0	0	0	0	0	0	0	0	0	0%	0%	0%	0%	0%	0%	
Condemnation	0	0	0	0	0	0	0	0	0	0%	0%	0%	0%	0%	0%	
Construction	0	0	0	0	0	0	2	0	2	0%	0%	0%	0%	100%	0%	
Contract/Commer	0	0	0	2	11	12	22	9	56	0%	4%	20%	21%	39%	16%	
Employment	0	0	0	0	0	0	0	0	0	0%	0%	0%	0%	0%	0%	
Lieu of P. Writ	0	1	1	0	3	0	2	1	7	14%	0%	43%	0%	29%	14%	
Medical Malprac	0	0	0	1	2	0	4	0	7	0%	14%	29%	0%	57%	0%	
Name Change	0	0	0	0	0	0	1	25	26	0%	0%	0%	0%	4%	96%	
Other Insurance	0	0	0	1	1	0	2	0	4	0%	25%	25%	0%	50%	0%	
Other Mass Tort	0	0	0	0	0	0	0	0	0	0%	0%	0%	0%	0%	0%	
Other Track 1	0	1	1	0	8	2	7	18	36	3%	0%	22%	6%	19%	50%	
Other Track 3	0	0	0	0	0	0	4	0	4	0%	0%	0%	0%	100%	0%	
Other Track 4	0	0	0	0	0	0	0	0	0	0%	0%	0%	0%	0%	0%	
Personal Injury	1	0	1	0	18	2	17	6	44	2%	0%	41%	5%	39%	14%	
Prod Liability	0	0	0	0	1	0	1	0	2	0%	0%	50%	0%	50%	0%	
Prof Malpractic	0	0	0	0	1	2	1	0	4	0%	0%	25%	50%	25%	0%	
PIP Coverage	0	0	0	0	2	0	7	0	9	0%	0%	22%	0%	78%	0%	
Real Property	0	0	0	0	4	0	0	2	6	0%	0%	67%	0%	0%	33%	
Tort Other	0	0	0	1	4	2	5	0	12	0%	8%	33%	17%	42%	0%	
Toxic Tort	0	0	0	0	0	0	0	0	0	0%	0%	0%	0%	0%	0%	
<b>Total</b>	<b>2</b>	<b>2</b>	<b>4</b>	<b>7</b>	<b>87</b>	<b>30</b>	<b>132</b>	<b>74</b>	<b>334</b>	<b>1%</b>	<b>2%</b>	<b>26%</b>	<b>9%</b>	<b>40%</b>	<b>22%</b>	<p>Monthly Resolutions</p> <p>Legend: Def Judg (■), Dismiss (◆)</p>

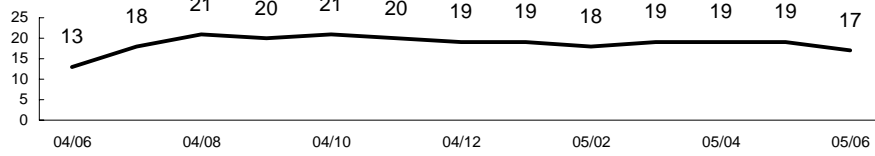


# BACKLOG GRAPHS JUNE 2004 - JUNE 2005 SALEM

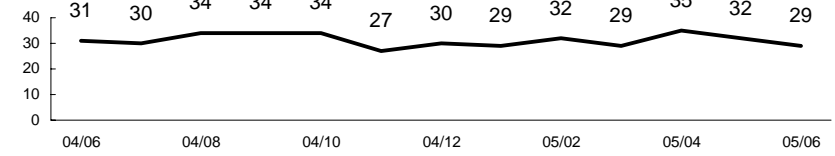
Total -- All Tracks



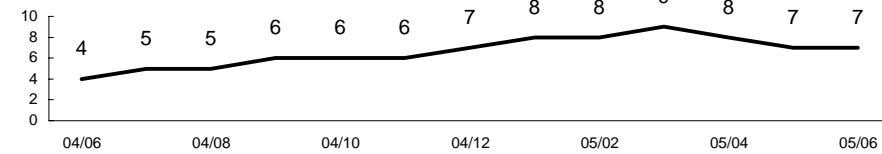
Track 1



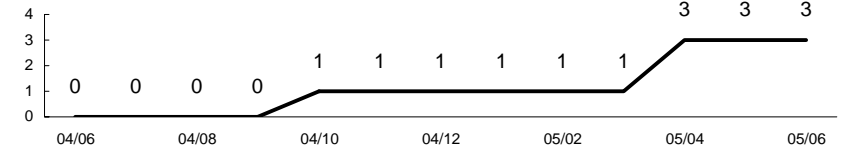
Track 2



Track 3



Track 4



**CIVIL CASELOAD SUMMARY BY CASETYPE**  
**JULY 2004 - JUNE 2005**  
**SOMERSET**

	Filings			Resolutions			Clearance		Backlog			Backlog Percent		Backlog Per 100 Monthly Filings		Active Pending		
	Jul 2003 to Jun 2004	Jul 2004 to Jun 2005	percent change	Jul 2003 to Jun 2004	Jul 2004 to Jun 2005	percent change	Jul 2004 - Jun 2005		Jun 2004	Jun 2005	percent change	Jun 2004	Jun 2005	Jun 2004	Jun 2005	Jun 2004	Jun 2005	percent change
	number	percent																
Act on Neg Inst	15	10	-33%	19	10	-47%	0	100%	0	1		0%	17%	0	120	6	6	0%
Asbestos	1	1	0%	0	1		0	100%	0	0	0%	0%	0%	0	0	1	0	-100%
Assault & Bat	9	14	56%	7	13	86%	-1	93%	1	2	100%	8%	14%	133	171	13	14	8%
Auto - Pers Inj	357	416	17%	429	427	0%	11	103%	96	61	-36%	21%	13%	323	176	467	460	-1%
Auto - Property	9	10	11%	16	15	-6%	5	150%	5	2	-60%	42%	29%	667	240	12	7	-42%
Book Account	203	219	8%	227	229	1%	10	105%	14	14	0%	12%	13%	83	77	121	111	-8%
Civil Rights	3	7	133%	3	15	400%	8	214%	0	1		0%	25%	0	171	10	4	-60%
Complex Comme	9	9	0%	9	14	56%	5	156%	4	16	300%	27%	57%	533	2,133	15	28	87%
Condemnation	36	9	-75%	37	21	-43%	12	233%	6	3	-50%	29%	33%	200	400	21	9	-57%
Construction	27	26	-4%	39	37	-5%	11	142%	46	40	-13%	65%	67%	2,044	1,846	71	60	-15%
Contract/Commer	478	414	-13%	508	456	-10%	42	110%	56	51	-9%	18%	19%	141	148	310	267	-14%
Employment	14	7	-50%	26	12	-54%	5	171%	1	1	0%	9%	14%	86	171	11	7	-36%
Lieu of P. Writ	25	28	12%	31	35	13%	7	125%	5	2	-60%	21%	11%	240	86	24	19	-21%
Medical Malprac	27	27	0%	30	26	-13%	-1	96%	17	16	-6%	33%	28%	756	711	51	57	12%
Name Change	132	163	23%	135	166	23%	3	102%	0	0	0%	0%	0%	0	0	28	26	-7%
Other Insurance	50	49	-2%	45	51	13%	2	104%	15	6	-60%	33%	17%	360	147	45	36	-20%
Other Mass Tort	1	1	0%	0	2		1	200%	0	0	0%	0%	0%	0	0	1	0	-100%
Other Track 1	229	191	-17%	146	190	30%	-1	99%	10	9	-10%	11%	12%	52	57	91	76	-16%
Other Track 3	35	45	29%	60	44	-27%	-1	98%	1	5	400%	2%	11%	34	133	42	44	5%
Other Track 4	17	17	0%	11	9	-18%	-8	53%	2	9	350%	13%	33%	141	635	16	27	69%
Personal Injury	202	229	13%	240	223	-7%	-6	97%	61	45	-26%	22%	16%	362	236	282	286	1%
Prod Liability	21	14	-33%	16	17	6%	3	121%	6	8	33%	17%	24%	343	686	36	33	-8%
Prof Malpractic	22	17	-23%	20	27	35%	10	159%	9	12	33%	24%	32%	491	847	38	37	-3%
PIP Coverage	8	7	-13%	12	9	-25%	2	129%	1	0	-100%	17%	0%	150	0	6	5	-17%
Real Property	15	30	100%	19	21	11%	-9	70%	1	2	100%	11%	13%	80	80	9	16	78%
Tort Other	58	72	24%	68	65	-4%	-7	90%	12	12	0%	19%	16%	248	200	64	74	16%
Toxic Tort	33	2	-94%	3	32	967%	30	1600%	30	2	-93%	88%	50%	1,091	1,200	34	4	-88%
<b>Total</b>	<b>2,036</b>	<b>2,034</b>	<b>0%</b>	<b>2,156</b>	<b>2,167</b>	<b>1%</b>	<b>133</b>	<b>107%</b>	<b>399</b>	<b>320</b>	<b>-20%</b>	<b>22%</b>	<b>19%</b>	<b>235</b>	<b>189</b>	<b>1,825</b>	<b>1,713</b>	<b>-6%</b>

**CIVIL BACKLOG SUMMARY BY CASETYPE**

**JUNE 2005**

**SOMERSET**

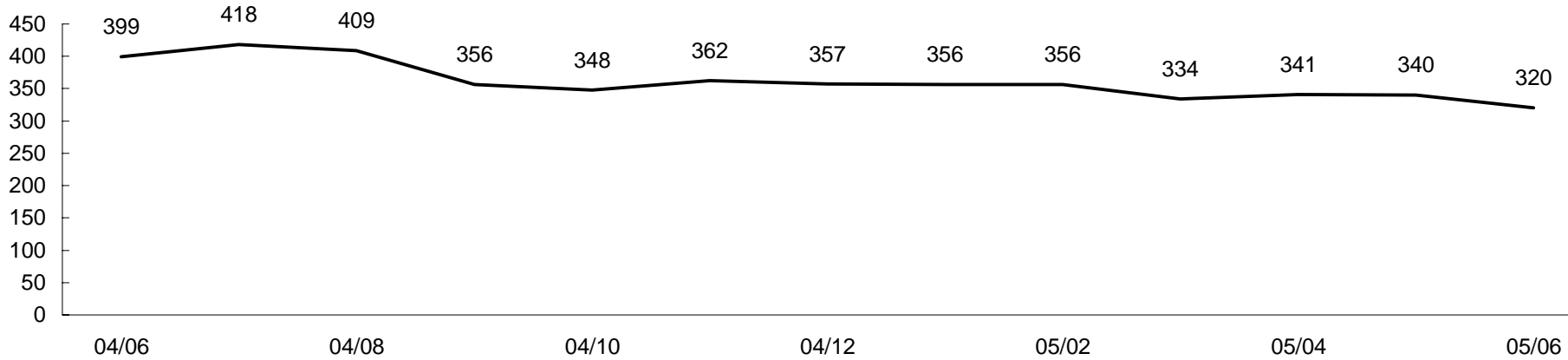
	Cases in Backlog															Total Backlog
	Track 1					Track 2				Track 3			Track 4			
	12 to 18 months	18 to 24 months	24 to 36 months	over 36 months	Total Track 1	18 to 24 months	24 to 36 months	over 36 months	Total Track 2	24 to 36 months	over 36 months	Total Track 3	24 to 36 months	over 36 months	Total Track 4	
Act on Neg Inst	1	0	0	0	1	0	0	0	0	0	0	0	0	0	0	1
Asbestos	0	0	0	0	0	0	0	0	0	0	0	0	0	0	0	0
Assault & Bat	0	0	0	0	0	0	2	0	2	0	0	0	0	0	0	2
Auto - Pers Inj	0	0	0	0	0	35	23	3	61	0	0	0	0	0	0	61
Auto - Property	0	0	0	0	0	1	1	0	2	0	0	0	0	0	0	2
Book Account	11	1	2	0	14	0	0	0	0	0	0	0	0	0	0	14
Civil Rights	0	0	0	0	0	0	0	0	0	1	0	1	0	0	0	1
Complex Comm	0	0	0	0	0	0	0	0	0	0	0	0	3	13	16	16
Condemnation	0	0	0	0	0	0	0	0	0	1	2	3	0	0	0	3
Construction	0	0	0	0	0	2	4	34	40	0	0	0	0	0	0	40
Contract/Comm	32	9	2	8	51	0	0	0	0	0	0	0	0	0	0	51
Employment	0	0	0	0	0	1	0	0	1	0	0	0	0	0	0	1
Lieu of P. Writ	0	0	0	0	0	0	0	0	0	0	0	0	0	2	2	2
Medical Malprac	0	0	0	0	0	0	0	0	0	9	7	16	0	0	0	16
Name Change	0	0	0	0	0	0	0	0	0	0	0	0	0	0	0	0
Other Insurance	3	3	0	0	6	0	0	0	0	0	0	0	0	0	0	6
Other Mass Tort	0	0	0	0	0	0	0	0	0	0	0	0	0	0	0	0
Other Track 1	3	2	2	1	8	0	0	0	0	0	0	0	1	0	1	9
Other Track 3	0	0	0	0	0	0	0	0	0	4	1	5	0	0	0	5
Other Track 4	0	0	0	0	0	0	0	0	0	0	0	0	7	2	9	9
Personal Injury	0	0	0	0	0	27	15	3	45	0	0	0	0	0	0	45
Prod Liability	0	0	0	0	0	0	0	0	0	6	2	8	0	0	0	8
Prof Malpractic	0	0	0	0	0	0	0	0	0	7	5	12	0	0	0	12
PIP Coverage	0	0	0	0	0	0	0	0	0	0	0	0	0	0	0	0
Real Property	2	0	0	0	2	0	0	0	0	0	0	0	0	0	0	2
Tort Other	0	0	0	0	0	5	6	1	12	0	0	0	0	0	0	12
Toxic Tort	0	0	0	0	0	0	0	0	0	2	0	2	0	0	0	2
<b>Total</b>	<b>52</b>	<b>15</b>	<b>6</b>	<b>9</b>	<b>82</b>	<b>71</b>	<b>51</b>	<b>41</b>	<b>163</b>	<b>30</b>	<b>17</b>	<b>47</b>	<b>11</b>	<b>17</b>	<b>28</b>	<b>320</b>

**CIVIL RESOLUTION SUMMARY BY CASETYPE  
JULY 2004 - JUNE 2005  
SOMERSET**

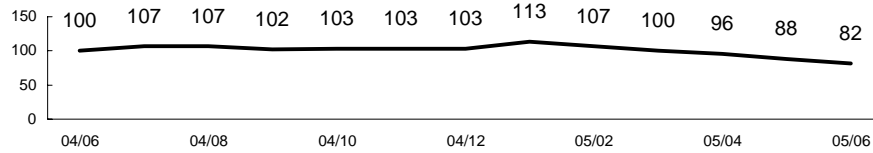
	Trial			Summary					Total	Percent resolved by						Monthly Resolutions
	Jury	Nonjury	Total	Judgment	Settlement	Default Judgment	Dismiss	Other		Trial	Sum Jud	Settle	Default J	Dismiss	Other	
Act on Neg Inst	0	0	0	0	1	4	5	0	10	0%	0%	10%	40%	50%	0%	
Asbestos	0	0	0	0	0	0	1	0	1	0%	0%	0%	0%	100%	0%	
Assault & Bat	0	0	0	1	3	1	8	0	13	0%	8%	23%	8%	62%	0%	
Auto - Pers Inj	20	1	21	10	165	0	214	17	427	5%	2%	39%	0%	50%	4%	
Auto - Property	1	0	1	0	5	0	8	1	15	7%	0%	33%	0%	53%	7%	
Book Account	0	1	1	10	51	75	89	3	229	0%	4%	22%	33%	39%	1%	
Civil Rights	0	0	0	0	3	0	9	3	15	0%	0%	20%	0%	60%	20%	
Complex Commer	0	0	0	0	4	1	5	4	14	0%	0%	29%	7%	36%	29%	
Condemnation	0	0	0	0	17	0	3	1	21	0%	0%	81%	0%	14%	5%	
Construction	2	1	3	0	15	2	16	1	37	8%	0%	41%	5%	43%	3%	
Contract/Commer	2	7	9	15	147	90	186	9	456	2%	3%	32%	20%	41%	2%	
Employment	0	1	1	0	4	0	7	0	12	8%	0%	33%	0%	58%	0%	
Lieu of P. Writ	0	7	7	6	6	0	14	2	35	20%	17%	17%	0%	40%	6%	
Medical Malprac	3	0	3	0	9	0	11	3	26	12%	0%	35%	0%	42%	12%	
Name Change	0	0	0	0	0	0	0	166	166	0%	0%	0%	0%	0%	100%	
Other Insurance	0	0	0	3	11	0	31	6	51	0%	6%	22%	0%	61%	12%	
Other Mass Tort	0	0	0	0	1	0	1	0	2	0%	0%	50%	0%	50%	0%	
Other Track 1	2	1	3	7	56	2	58	64	190	2%	4%	29%	1%	31%	34%	
Other Track 3	1	0	1	1	14	0	26	2	44	2%	2%	32%	0%	59%	5%	
Other Track 4	0	0	0	1	2	0	6	0	9	0%	11%	22%	0%	67%	0%	
Personal Injury	7	0	7	4	106	0	94	12	223	3%	2%	48%	0%	42%	5%	
Prod Liability	0	0	0	0	7	0	10	0	17	0%	0%	41%	0%	59%	0%	
Prof Malpractic	2	0	2	0	12	1	11	1	27	7%	0%	44%	4%	41%	4%	
PIP Coverage	0	0	0	0	2	0	7	0	9	0%	0%	22%	0%	78%	0%	
Real Property	0	0	0	0	10	1	6	4	21	0%	0%	48%	5%	29%	19%	
Tort Other	2	1	3	1	28	2	26	5	65	5%	2%	43%	3%	40%	8%	
Toxic Tort	0	0	0	0	1	0	31	0	32	0%	0%	3%	0%	97%	0%	
<b>Total</b>	<b>42</b>	<b>20</b>	<b>62</b>	<b>59</b>	<b>680</b>	<b>179</b>	<b>883</b>	<b>304</b>	<b>2,167</b>	<b>3%</b>	<b>3%</b>	<b>31%</b>	<b>8%</b>	<b>41%</b>	<b>14%</b>	

# BACKLOG GRAPHS JUNE 2004 - JUNE 2005 SOMERSET

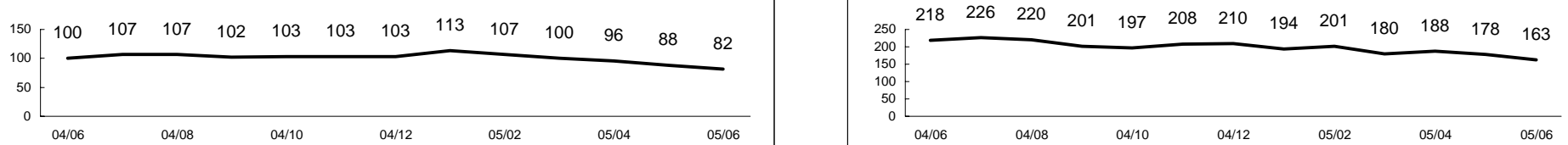
Total -- All Tracks



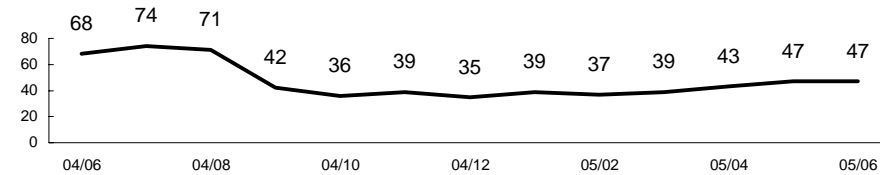
Track 1



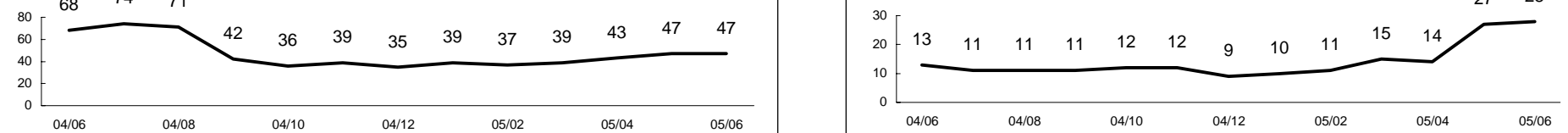
Track 2



Track 3



Track 4



**CIVIL CASELOAD SUMMARY BY CASETYPE**  
**JULY 2004 - JUNE 2005**  
**SUSSEX**

	Filings			Resolutions			Clearance		Backlog			Backlog Percent		Backlog Per 100 Monthly Filings		Active Pending		
	Jul 2003 to Jun 2004	Jul 2004 to Jun 2005	percent change	Jul 2003 to Jun 2004	Jul 2004 to Jun 2005	percent change	Jul 2004 - Jun 2005		Jun 2004	Jun 2005	percent change	Jun 2004	Jun 2005	Jun 2004	Jun 2005	Jun 2004	Jun 2005	percent change
	number	percent	number	percent														
Act on Neg Inst	5	1	-80%	2	5	150%	4	500%	0	0	0%	0%	0%	0	0	4	0	-100%
Asbestos	0	0	0%	0	0	0%	0	100%	0	0	0%	0%	0%	0	0	0	0	0%
Assault & Bat	5	5	0%	3	5	67%	0	100%	3	1	-67%	43%	14%	720	240	7	7	0%
Auto - Pers Inj	107	104	-3%	129	129	0%	25	124%	28	23	-18%	20%	19%	314	265	143	120	-16%
Auto - Property	5	5	0%	6	9	50%	4	180%	1	0	-100%	17%	0%	240	0	6	2	-67%
Book Account	106	120	13%	91	123	35%	3	103%	5	3	-40%	8%	5%	57	30	63	62	-2%
Civil Rights	6	6	0%	3	2	-33%	-4	33%	0	1		0%	10%	0	200	5	10	100%
Complex Comme	4	2	-50%	5	6	20%	4	300%	2	5	150%	22%	56%	600	3,000	9	9	0%
Condemnation	8	3	-63%	15	6	-60%	3	200%	2	1	-50%	33%	33%	300	400	6	3	-50%
Construction	18	11	-39%	15	18	20%	7	164%	6	4	-33%	27%	27%	400	436	22	15	-32%
Contract/Commer	157	128	-18%	186	153	-18%	25	120%	40	17	-58%	34%	20%	306	159	117	84	-28%
Employment	3	11	267%	5	6	20%	-5	55%	2	4	100%	40%	36%	800	436	5	11	120%
Lieu of P. Writ	21	16	-24%	23	24	4%	8	150%	2	0	-100%	11%	0%	114	0	19	11	-42%
Medical Malprac	11	14	27%	16	12	-25%	-2	86%	6	5	-17%	30%	23%	655	429	20	22	10%
Name Change	57	65	14%	57	62	9%	-3	95%	0	0	0%	0%	0%	0	0	8	11	38%
Other Insurance	16	12	-25%	15	17	13%	5	142%	3	3	0%	19%	27%	225	300	16	11	-31%
Other Mass Tort	0	0	0%	0	0	0%	0	100%	0	0	0%	0%	0%	0	0	0	0	0%
Other Track 1	58	71	22%	47	43	-9%	-28	61%	4	9	125%	14%	17%	83	152	28	52	86%
Other Track 3	12	15	25%	14	8	-43%	-7	53%	2	5	150%	14%	24%	200	400	14	21	50%
Other Track 4	3	4	33%	3	6	100%	2	150%	3	2	-33%	60%	50%	1,200	600	5	4	-20%
Personal Injury	131	113	-14%	106	124	17%	11	110%	35	31	-11%	20%	19%	321	329	174	162	-7%
Prod Liability	3	10	233%	7	5	-29%	-5	50%	2	3	50%	40%	19%	800	360	5	16	220%
Prof Malpractic	7	4	-43%	10	16	60%	12	400%	8	7	-13%	36%	50%	1,371	2,100	22	14	-36%
PIP Coverage	3	2	-33%	4	2	-50%	0	100%	1	2	100%	25%	50%	400	1,200	4	4	0%
Real Property	6	7	17%	9	6	-33%	-1	86%	3	2	-33%	50%	33%	600	343	6	6	0%
Tort Other	37	33	-11%	41	37	-10%	4	112%	11	13	18%	25%	33%	357	473	44	40	-9%
Toxic Tort	4	3	-25%	4	3	-25%	0	100%	1	0	-100%	33%	0%	300	0	3	3	0%
<b>Total</b>	<b>793</b>	<b>765</b>	<b>-4%</b>	<b>816</b>	<b>827</b>	<b>1%</b>	<b>62</b>	<b>108%</b>	<b>170</b>	<b>141</b>	<b>-17%</b>	<b>23%</b>	<b>20%</b>	<b>257</b>	<b>221</b>	<b>755</b>	<b>700</b>	<b>-7%</b>

**CIVIL BACKLOG SUMMARY BY CASETYPE**

**JUNE 2005**

**SUSSEX**

	Cases in Backlog															Total Backlog
	Track 1					Track 2				Track 3			Track 4			
	12 to 18 months	18 to 24 months	24 to 36 months	over 36 months	Total Track 1	18 to 24 months	24 to 36 months	over 36 months	Total Track 2	24 to 36 months	over 36 months	Total Track 3	24 to 36 months	over 36 months	Total Track 4	
Act on Neg Inst	0	0	0	0	0	0	0	0	0	0	0	0	0	0	0	0
Asbestos	0	0	0	0	0	0	0	0	0	0	0	0	0	0	0	0
Assault & Bat	0	0	0	0	0	0	0	1	1	0	0	0	0	0	0	0
Auto - Pers Inj	0	0	0	0	0	13	9	1	23	0	0	0	0	0	0	23
Auto - Property	0	0	0	0	0	0	0	0	0	0	0	0	0	0	0	0
Book Account	3	0	0	0	3	0	0	0	0	0	0	0	0	0	0	3
Civil Rights	0	0	0	0	0	0	0	0	0	1	0	1	0	0	0	1
Complex Comm	0	0	0	0	0	0	0	0	0	0	0	0	3	2	5	5
Condemnation	0	0	0	0	0	0	0	0	0	1	0	1	0	0	0	1
Construction	0	0	0	0	0	1	2	1	4	0	0	0	0	0	0	4
Contract/Comm	8	3	6	0	17	0	0	0	0	0	0	0	0	0	0	17
Employment	0	0	0	0	0	1	0	3	4	0	0	0	0	0	0	4
Lieu of P. Writ	0	0	0	0	0	0	0	0	0	0	0	0	0	0	0	0
Medical Malprac	0	0	0	0	0	0	0	0	0	2	3	5	0	0	0	5
Name Change	0	0	0	0	0	0	0	0	0	0	0	0	0	0	0	0
Other Insurance	1	0	1	1	3	0	0	0	0	0	0	0	0	0	0	3
Other Mass Tort	0	0	0	0	0	0	0	0	0	0	0	0	0	0	0	0
Other Track 1	7	0	1	0	8	0	0	0	0	0	0	0	1	0	1	9
Other Track 3	0	0	0	0	0	0	0	0	0	4	1	5	0	0	0	5
Other Track 4	0	0	0	0	0	0	0	0	0	0	0	0	1	1	2	2
Personal Injury	0	0	0	0	0	16	10	5	31	0	0	0	0	0	0	31
Prod Liability	0	0	0	0	0	0	0	0	0	1	2	3	0	0	0	3
Prof Malpractic	0	0	0	0	0	0	0	0	0	2	5	7	0	0	0	7
PIP Coverage	0	2	0	0	2	0	0	0	0	0	0	0	0	0	0	2
Real Property	0	0	1	1	2	0	0	0	0	0	0	0	0	0	0	2
Tort Other	1	0	0	0	1	5	4	3	12	0	0	0	0	0	0	13
Toxic Tort	0	0	0	0	0	0	0	0	0	0	0	0	0	0	0	0
<b>Total</b>	<b>20</b>	<b>5</b>	<b>9</b>	<b>2</b>	<b>36</b>	<b>36</b>	<b>25</b>	<b>14</b>	<b>75</b>	<b>11</b>	<b>11</b>	<b>22</b>	<b>5</b>	<b>3</b>	<b>8</b>	<b>141</b>

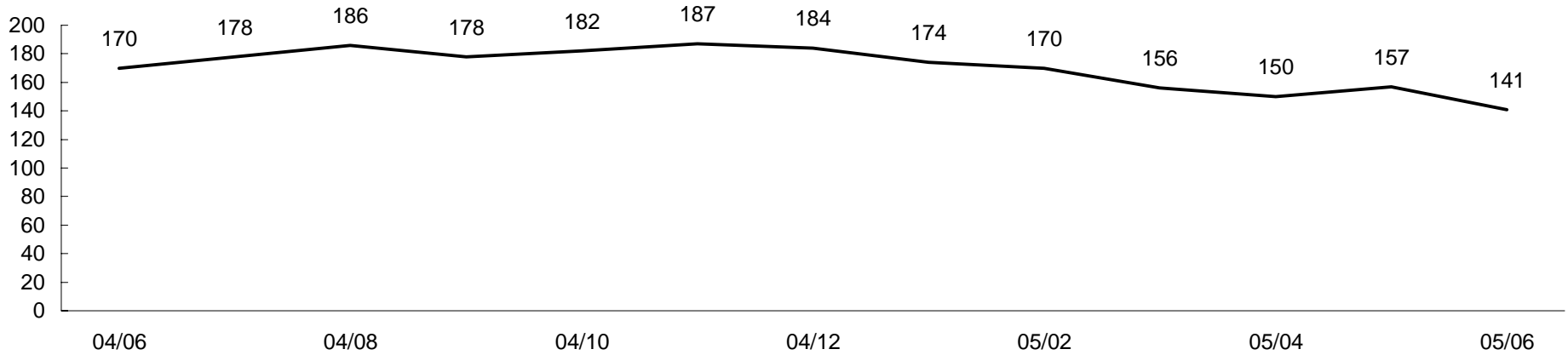
**CIVIL RESOLUTION SUMMARY BY CASETYPE**  
**JULY 2004 - JUNE 2005**  
**SUSSEX**

	Trial			Summary					Total	Percent resolved by						Monthly Resolutions
	Jury	Nonjury	Total	Judgment	Settlement	Default Judgment	Dismiss	Other		Trial	Sum Jud	Settle	Default J	Dismiss	Other	
Act on Neg Inst	0	0	0	1	0	0	4	0	5	0%	20%	0%	0%	80%	0%	
Asbestos	0	0	0	0	0	0	0	0	0	0%	0%	0%	0%	0%	0%	
Assault & Bat	0	0	0	0	0	0	5	0	5	0%	0%	0%	0%	100%	0%	
Auto - Pers Inj	2	0	2	5	39	0	79	4	129	2%	4%	30%	0%	61%	3%	
Auto - Property	0	0	0	0	2	0	7	0	9	0%	0%	22%	0%	78%	0%	
Book Account	0	0	0	10	24	35	53	1	123	0%	8%	20%	28%	43%	1%	
Civil Rights	0	0	0	0	1	0	1	0	2	0%	0%	50%	0%	50%	0%	
Complex Commer	0	0	0	1	3	0	2	0	6	0%	17%	50%	0%	33%	0%	
Condemnation	0	0	0	0	2	0	4	0	6	0%	0%	33%	0%	67%	0%	
Construction	0	0	0	0	8	0	10	0	18	0%	0%	44%	0%	56%	0%	
Contract/Commer	1	3	4	13	33	27	74	2	153	3%	8%	22%	18%	48%	1%	
Employment	0	1	1	0	0	0	3	2	6	17%	0%	0%	0%	50%	33%	
Lieu of P. Writ	0	0	0	4	0	0	20	0	24	0%	17%	0%	0%	83%	0%	
Medical Malprac	0	0	0	0	2	0	9	1	12	0%	0%	17%	0%	75%	8%	
Name Change	0	0	0	0	0	0	1	61	62	0%	0%	0%	0%	2%	98%	
Other Insurance	0	0	0	0	2	0	15	0	17	0%	0%	12%	0%	88%	0%	
Other Mass Tort	0	0	0	0	0	0	0	0	0	0%	0%	0%	0%	0%	0%	
Other Track 1	0	0	0	2	9	0	32	0	43	0%	5%	21%	0%	74%	0%	
Other Track 3	0	0	0	1	2	0	5	0	8	0%	13%	25%	0%	63%	0%	
Other Track 4	0	0	0	0	2	2	2	0	6	0%	0%	33%	33%	33%	0%	
Personal Injury	1	0	1	5	41	0	72	5	124	1%	4%	33%	0%	58%	4%	
Prod Liability	0	0	0	0	3	0	2	0	5	0%	0%	60%	0%	40%	0%	
Prof Malpractic	0	0	0	0	8	0	8	0	16	0%	0%	50%	0%	50%	0%	
PIP Coverage	0	0	0	0	0	0	2	0	2	0%	0%	0%	0%	100%	0%	
Real Property	1	0	1	0	2	0	2	1	6	17%	0%	33%	0%	33%	17%	
Tort Other	1	0	1	2	9	0	25	0	37	3%	5%	24%	0%	68%	0%	
Toxic Tort	0	0	0	0	2	0	1	0	3	0%	0%	67%	0%	33%	0%	
<b>Total</b>	<b>6</b>	<b>4</b>	<b>10</b>	<b>44</b>	<b>194</b>	<b>64</b>	<b>438</b>	<b>77</b>	<b>827</b>	<b>1%</b>	<b>5%</b>	<b>23%</b>	<b>8%</b>	<b>53%</b>	<b>9%</b>	

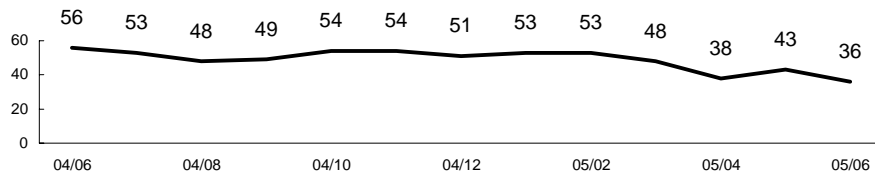


# BACKLOG GRAPHS JUNE 2004 - JUNE 2005 SUSSEX

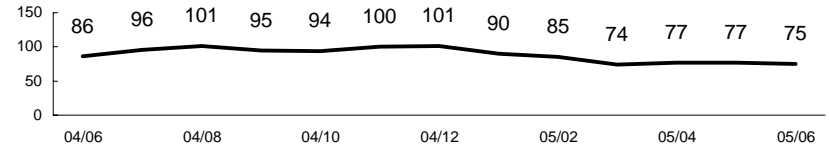
Total -- All Tracks



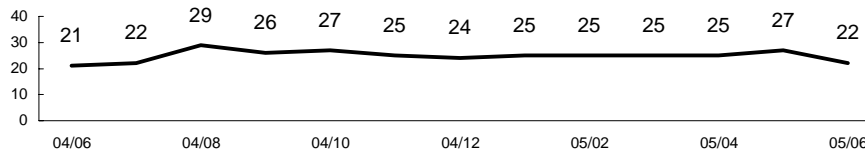
Track 1



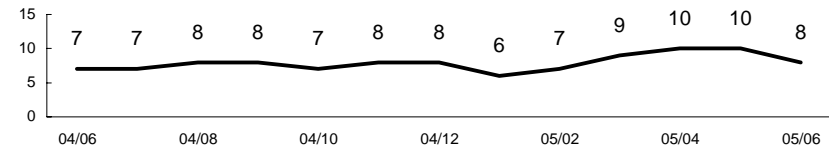
Track 2



Track 3



Track 4



**CIVIL CASELOAD SUMMARY BY CASETYPE  
JULY 2004 - JUNE 2005  
UNION**

	Filings			Resolutions			Clearance		Backlog			Backlog Percent		Backlog Per 100 Monthly Filings		Active Pending		
	Jul 2003 to Jun 2004	Jul 2004 to Jun 2005	percent change	Jul 2003 to Jun 2004	Jul 2004 to Jun 2005	percent change	Jul 2004 - Jun 2005		Jun 2004	Jun 2005	percent change	Jun 2004	Jun 2005	Jun 2004	Jun 2005	Jun 2004	Jun 2005	percent change
	number	percent	number	percent														
Act on Neg Inst	8	16	100%	20	14	-30%	-2	88%	2	0	-100%	40%	0%	300	0	5	7	40%
Asbestos	1	0	-100%	2	0	-100%	0	100%	0	0	0%	0%	0%	0	0	0	0	0%
Assault & Bat	21	18	-14%	26	21	-19%	3	117%	5	2	-60%	18%	8%	286	133	28	25	-11%
Auto - Pers Inj	1,995	1,816	-9%	2,308	2,003	-13%	187	110%	318	262	-18%	14%	13%	191	173	2,257	2,073	-8%
Auto - Property	45	33	-27%	28	52	86%	19	158%	11	4	-64%	20%	12%	293	145	54	34	-37%
Book Account	420	439	5%	431	442	3%	3	101%	22	17	-23%	9%	7%	63	46	236	230	-3%
Civil Rights	19	19	0%	24	17	-29%	-2	89%	1	2	100%	6%	11%	63	126	17	19	12%
Complex Comme	17	18	6%	17	18	6%	0	100%	5	9	80%	23%	31%	353	600	22	29	32%
Condemnation	16	23	44%	16	25	56%	2	109%	1	1	0%	7%	8%	75	52	14	12	-14%
Construction	34	38	12%	38	35	-8%	-3	92%	9	8	-11%	23%	17%	318	253	39	47	21%
Contract/Commer	712	635	-11%	801	685	-14%	50	108%	72	46	-36%	17%	12%	121	87	434	373	-14%
Employment	18	40	122%	24	36	50%	-4	90%	7	5	-29%	35%	22%	467	150	20	23	15%
Lieu of P. Writ	43	32	-26%	43	42	-2%	10	131%	3	3	0%	7%	9%	84	113	44	34	-23%
Medical Malprac	63	63	0%	71	69	-3%	6	110%	11	22	100%	10%	22%	210	419	105	100	-5%
Name Change	208	209	0%	187	194	4%	-15	93%	0	0	0%	0%	0%	0	0	63	78	24%
Other Insurance	103	111	8%	102	103	1%	-8	93%	17	15	-12%	21%	17%	198	162	81	88	9%
Other Mass Tort	0	0	0%	2	1	-50%	1	100%	1	0	-100%	100%	0%	0	0	1	0	-100%
Other Track 1	293	345	18%	257	284	11%	-61	82%	33	38	15%	19%	16%	135	132	177	231	31%
Other Track 3	64	64	0%	69	58	-16%	-6	91%	10	7	-30%	13%	8%	188	131	75	84	12%
Other Track 4	16	32	100%	14	30	114%	-2	94%	2	2	0%	11%	9%	150	75	18	22	22%
Personal Injury	781	758	-3%	908	754	-17%	-4	99%	128	111	-13%	14%	12%	197	176	909	910	0%
Prod Liability	32	38	19%	33	39	18%	1	103%	8	9	13%	15%	16%	300	284	54	56	4%
Prof Malpractic	35	29	-17%	29	41	41%	12	141%	5	7	40%	10%	15%	171	290	48	46	-4%
PIP Coverage	34	35	3%	39	44	13%	9	126%	9	6	-33%	27%	24%	318	206	33	25	-24%
Real Property	21	25	19%	27	26	-4%	1	104%	2	3	50%	13%	20%	114	144	16	15	-6%
Tort Other	118	126	7%	133	124	-7%	-2	98%	25	20	-20%	20%	16%	254	190	122	124	2%
Toxic Tort	4	8	100%	4	2	-50%	-6	25%	0	1		0%	11%	0	150	3	9	200%
<b>Total</b>	<b>5,121</b>	<b>4,970</b>	<b>-3%</b>	<b>5,653</b>	<b>5,159</b>	<b>-9%</b>	<b>189</b>	<b>104%</b>	<b>707</b>	<b>600</b>	<b>-15%</b>	<b>15%</b>	<b>13%</b>	<b>166</b>	<b>145</b>	<b>4,875</b>	<b>4,694</b>	<b>-4%</b>

**CIVIL BACKLOG SUMMARY BY CASETYPE**

**JUNE 2005**

**UNION**

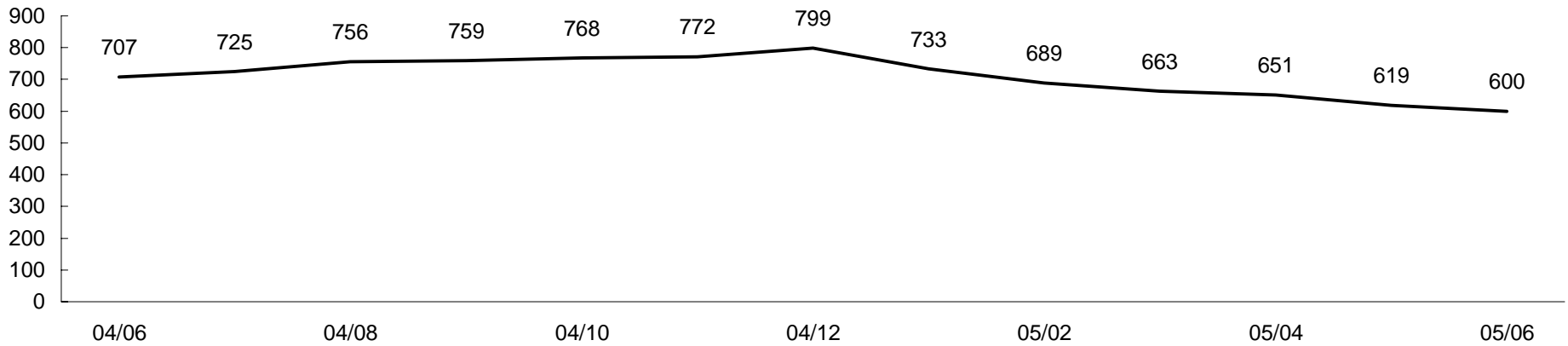
	Cases in Backlog															Total Backlog
	Track 1					Track 2				Track 3			Track 4			
	12 to 18 months	18 to 24 months	24 to 36 months	over 36 months	Total Track 1	18 to 24 months	24 to 36 months	over 36 months	Total Track 2	24 to 36 months	over 36 months	Total Track 3	24 to 36 months	over 36 months	Total Track 4	
Act on Neg Inst	0	0	0	0	0	0	0	0	0	0	0	0	0	0	0	0
Asbestos	0	0	0	0	0	0	0	0	0	0	0	0	0	0	0	0
Assault & Bat	0	0	0	0	0	1	1	0	2	0	0	0	0	0	0	0
Auto - Pers Inj	0	0	0	0	0	194	62	6	262	0	0	0	0	0	0	262
Auto - Property	0	0	0	0	0	2	2	0	4	0	0	0	0	0	0	4
Book Account	13	1	2	0	16	0	0	0	0	0	0	0	1	0	1	17
Civil Rights	0	0	0	0	0	0	0	0	0	2	0	2	0	0	0	2
Complex Comm	0	0	0	0	0	0	0	0	0	0	0	0	6	3	9	9
Condemnation	0	0	0	0	0	0	0	0	0	1	0	1	0	0	0	1
Construction	0	0	0	0	0	5	2	0	7	0	1	1	0	0	0	8
Contract/Comm	29	9	7	1	46	0	0	0	0	0	0	0	0	0	0	46
Employment	0	0	0	0	0	0	3	2	5	0	0	0	0	0	0	5
Lieu of P. Writ	0	0	0	0	0	0	0	0	0	0	0	0	2	1	3	3
Medical Malprac	0	0	0	0	0	0	0	0	0	19	3	22	0	0	0	22
Name Change	0	0	0	0	0	0	0	0	0	0	0	0	0	0	0	0
Other Insurance	12	1	0	2	15	0	0	0	0	0	0	0	0	0	0	15
Other Mass Tort	0	0	0	0	0	0	0	0	0	0	0	0	0	0	0	0
Other Track 1	28	5	2	2	37	0	0	0	0	0	0	0	0	1	1	38
Other Track 3	0	0	0	0	0	0	0	0	0	5	2	7	0	0	0	7
Other Track 4	0	0	0	0	0	0	0	0	0	0	0	0	1	1	2	2
Personal Injury	0	0	0	0	0	74	34	3	111	0	0	0	0	0	0	111
Prod Liability	0	0	0	0	0	0	0	0	0	4	3	7	2	0	2	9
Prof Malpractic	0	0	0	0	0	0	0	0	0	6	1	7	0	0	0	7
PIP Coverage	4	1	1	0	6	0	0	0	0	0	0	0	0	0	0	6
Real Property	2	1	0	0	3	0	0	0	0	0	0	0	0	0	0	3
Tort Other	0	0	0	0	0	14	4	1	19	0	0	0	0	1	1	20
Toxic Tort	0	0	0	0	0	0	0	0	0	1	0	1	0	0	0	1
<b>Total</b>	<b>88</b>	<b>18</b>	<b>12</b>	<b>5</b>	<b>123</b>	<b>290</b>	<b>108</b>	<b>12</b>	<b>410</b>	<b>38</b>	<b>10</b>	<b>48</b>	<b>12</b>	<b>7</b>	<b>19</b>	<b>600</b>

**CIVIL RESOLUTION SUMMARY BY CASETYPE**  
**JULY 2004 - JUNE 2005**  
**UNION**

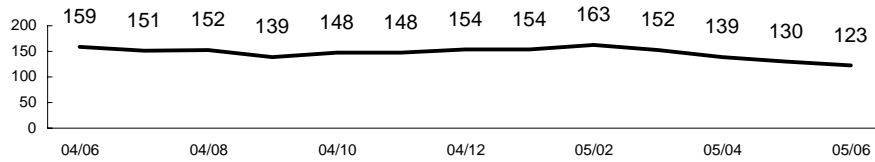
	Trial			Summary					Total	Percent resolved by						Monthly Resolutions
	Jury	Nonjury	Total	Judgment	Settlement	Default Judgment	Dismiss	Other		Trial	Sum Jud	Settle	Default J	Dismiss	Other	
Act on Neg Inst	0	0	0	1	4	5	3	1	14	0%	7%	29%	36%	21%	7%	<p>The 'Monthly Resolutions' section contains three line graphs. The top graph, 'Trials', shows monthly trial counts fluctuating between 0 and 10. The middle graph, 'Settlements', shows monthly settlement counts fluctuating between 0 and 300. The bottom graph, 'Dismiss', shows monthly dismissal counts fluctuating between 0 and 250. All graphs use a combination of squares and diamonds as markers.</p>
Asbestos	0	0	0	0	0	0	0	0	0	0%	0%	0%	0%	0%	0%	
Assault & Bat	1	0	1	1	10	0	9	0	21	5%	5%	48%	0%	43%	0%	
Auto - Pers Inj	21	2	23	155	721	16	1,028	60	2,003	1%	8%	36%	1%	51%	3%	
Auto - Property	0	1	1	3	18	4	23	3	52	2%	6%	35%	8%	44%	6%	
Book Account	0	0	0	21	88	155	171	7	442	0%	5%	20%	35%	39%	2%	
Civil Rights	0	0	0	3	4	0	8	2	17	0%	18%	24%	0%	47%	12%	
Complex Commer	0	0	0	0	3	0	14	1	18	0%	0%	17%	0%	78%	6%	
Condemnation	0	0	0	3	6	0	16	0	25	0%	12%	24%	0%	64%	0%	
Construction	0	0	0	1	15	1	16	2	35	0%	3%	43%	3%	46%	6%	
Contract/Commer	2	7	9	35	190	146	295	10	685	1%	5%	28%	21%	43%	1%	
Employment	1	0	1	4	16	0	14	1	36	3%	11%	44%	0%	39%	3%	
Lieu of P. Writ	0	2	2	8	14	0	18	0	42	5%	19%	33%	0%	43%	0%	
Medical Malprac	6	0	6	2	23	3	28	7	69	9%	3%	33%	4%	41%	10%	
Name Change	0	0	0	0	0	0	31	163	194	0%	0%	0%	0%	16%	84%	
Other Insurance	0	0	0	8	34	4	56	1	103	0%	8%	33%	4%	54%	1%	
Other Mass Tort	0	0	0	0	1	0	0	0	1	0%	0%	100%	0%	0%	0%	
Other Track 1	0	0	0	18	94	14	131	27	284	0%	6%	33%	5%	46%	10%	
Other Track 3	1	1	2	7	23	0	26	0	58	3%	12%	40%	0%	45%	0%	
Other Track 4	0	0	0	0	7	12	11	0	30	0%	0%	23%	40%	37%	0%	
Personal Injury	7	1	8	55	332	7	321	31	754	1%	7%	44%	1%	43%	4%	
Prod Liability	0	0	0	1	16	0	20	2	39	0%	3%	41%	0%	51%	5%	
Prof Malpractic	0	0	0	1	25	1	13	1	41	0%	2%	61%	2%	32%	2%	
PIP Coverage	0	1	1	2	15	1	25	0	44	2%	5%	34%	2%	57%	0%	
Real Property	0	0	0	1	9	1	13	2	26	0%	4%	35%	4%	50%	8%	
Tort Other	1	2	3	6	53	15	44	3	124	2%	5%	43%	12%	35%	2%	
Toxic Tort	0	0	0	0	0	0	0	2	2	0%	0%	0%	0%	0%	100%	
<b>Total</b>	<b>40</b>	<b>17</b>	<b>57</b>	<b>336</b>	<b>1,721</b>	<b>385</b>	<b>2,334</b>	<b>326</b>	<b>5,159</b>	<b>1%</b>	<b>7%</b>	<b>33%</b>	<b>7%</b>	<b>45%</b>	<b>6%</b>	

# BACKLOG GRAPHS JUNE 2004 - JUNE 2005 UNION

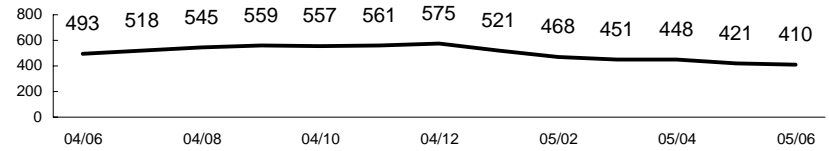
Total -- All Tracks



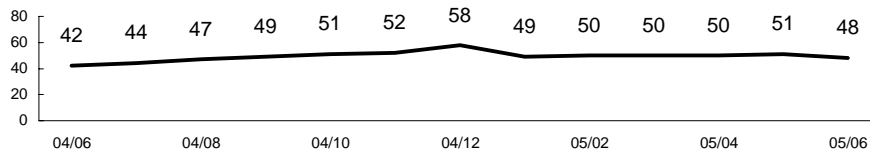
Track 1



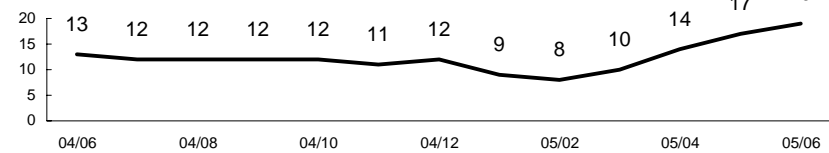
Track 2



Track 3



Track 4



**CIVIL CASELOAD SUMMARY BY CASETYPE**  
**JULY 2004 - JUNE 2005**  
**WARREN**

	Filings			Resolutions			Clearance		Backlog			Backlog Percent		Backlog Per 100 Monthly Filings		Active Pending		
	Jul 2003 to Jun 2004	Jul 2004 to Jun 2005	percent change	Jul 2003 to Jun 2004	Jul 2004 to Jun 2005	percent change	Jul 2004 - Jun 2005		Jun 2004	Jun 2005	percent change	Jun 2004	Jun 2005	Jun 2004	Jun 2005	Jun 2004	Jun 2005	percent change
	number	percent	number	percent														
Act on Neg Inst	0	5		2	2	0%	-3	40%	0	0	0%	0%	0%	0	0	0	3	
Asbestos	0	0	0%	0	0	0%	0	100%	0	0	0%	0%	0%	0	0	0	0	0%
Assault & Bat	3	4	33%	3	7	133%	3	175%	4	0	-100%	67%	0%	1,600	0	6	3	-50%
Auto - Pers Inj	100	111	11%	113	103	-9%	-8	93%	21	14	-33%	18%	11%	252	151	119	127	7%
Auto - Property	3	6	100%	4	1	-75%	-5	17%	0	0	0%	0%	0%	0	0	1	6	500%
Book Account	74	78	5%	78	92	18%	14	118%	7	4	-43%	16%	14%	114	62	43	29	-33%
Civil Rights	6	5	-17%	3	7	133%	2	140%	0	0	0%	0%	0%	0	0	5	3	-40%
Complex Comme	0	0	0%	2	0	-100%	0	100%	0	0	0%	0%	0%	0	0	0	1	
Condemnation	2	2	0%	1	2	100%	0	100%	0	1		0%	33%	0	600	3	3	0%
Construction	6	6	0%	5	8	60%	2	133%	1	0	-100%	17%	0%	200	0	6	4	-33%
Contract/Commer	170	117	-31%	211	136	-36%	19	116%	21	13	-38%	22%	17%	148	133	94	75	-20%
Employment	4	3	-25%	4	7	75%	4	233%	4	1	-75%	44%	20%	1,200	400	9	5	-44%
Lieu of P. Writ	18	18	0%	22	24	9%	6	133%	3	3	0%	15%	21%	200	200	20	14	-30%
Medical Malprac	8	14	75%	13	16	23%	2	114%	8	4	-50%	40%	24%	1,200	343	20	17	-15%
Name Change	35	27	-23%	33	25	-24%	-2	93%	0	0	0%	0%	0%	0	0	4	6	50%
Other Insurance	6	11	83%	11	7	-36%	-4	64%	2	2	0%	33%	20%	400	218	6	10	67%
Other Mass Tort	0	0	0%	0	0	0%	0	100%	0	0	0%	0%	0%	0	0	0	0	0%
Other Track 1	28	59	111%	25	56	124%	-3	95%	3	4	33%	14%	16%	129	81	22	25	14%
Other Track 3	17	10	-41%	9	18	100%	8	180%	2	1	-50%	10%	8%	141	120	21	13	-38%
Other Track 4	2	3	50%	1	1	0%	-2	33%	0	0	0%	0%	0%	0	0	1	3	200%
Personal Injury	67	99	48%	102	66	-35%	-33	67%	21	15	-29%	23%	12%	376	182	91	125	37%
Prod Liability	3	10	233%	8	11	38%	1	110%	3	0	-100%	33%	0%	1,200	0	9	7	-22%
Prof Malpractic	1	3	200%	5	3	-40%	0	100%	1	1	0%	33%	33%	1,200	400	3	3	0%
PIP Coverage	1	4	300%	7	2	-71%	-2	50%	0	0	0%	0%	0%	0	0	1	3	200%
Real Property	7	10	43%	12	7	-42%	-3	70%	2	1	-50%	50%	14%	343	120	4	7	75%
Tort Other	21	13	-38%	24	24	0%	11	185%	8	1	-88%	38%	10%	457	92	21	10	-52%
Toxic Tort	3	1	-67%	0	1		0	100%	0	0	0%	0%	0%	0	0	3	3	0%
<b>Total</b>	<b>585</b>	<b>619</b>	<b>6%</b>	<b>698</b>	<b>626</b>	<b>-10%</b>	<b>7</b>	<b>101%</b>	<b>111</b>	<b>65</b>	<b>-41%</b>	<b>22%</b>	<b>13%</b>	<b>228</b>	<b>126</b>	<b>512</b>	<b>505</b>	<b>-1%</b>

**CIVIL BACKLOG SUMMARY BY CASETYPE**

**JUNE 2005**

**WARREN**

	Cases in Backlog															Total Backlog
	Track 1					Track 2				Track 3			Track 4			
	12 to 18 months	18 to 24 months	24 to 36 months	over 36 months	Total Track 1	18 to 24 months	24 to 36 months	over 36 months	Total Track 2	24 to 36 months	over 36 months	Total Track 3	24 to 36 months	over 36 months	Total Track 4	
Act on Neg Inst	0	0	0	0	0	0	0	0	0	0	0	0	0	0	0	0
Asbestos	0	0	0	0	0	0	0	0	0	0	0	0	0	0	0	0
Assault & Bat	0	0	0	0	0	0	0	0	0	0	0	0	0	0	0	0
Auto - Pers Inj	0	0	0	0	0	7	5	2	14	0	0	0	0	0	0	14
Auto - Property	0	0	0	0	0	0	0	0	0	0	0	0	0	0	0	0
Book Account	1	1	1	1	4	0	0	0	0	0	0	0	0	0	0	4
Civil Rights	0	0	0	0	0	0	0	0	0	0	0	0	0	0	0	0
Complex Comm	0	0	0	0	0	0	0	0	0	0	0	0	0	0	0	0
Condemnation	0	0	0	0	0	0	0	0	0	1	0	1	0	0	0	1
Construction	0	0	0	0	0	0	0	0	0	0	0	0	0	0	0	0
Contract/Comm	4	3	4	2	13	0	0	0	0	0	0	0	0	0	0	13
Employment	0	0	0	0	0	0	0	1	1	0	0	0	0	0	0	1
Lieu of P. Writ	0	0	0	0	0	0	0	0	0	0	0	0	2	1	3	3
Medical Malprac	0	0	0	0	0	0	0	0	0	2	2	4	0	0	0	4
Name Change	0	0	0	0	0	0	0	0	0	0	0	0	0	0	0	0
Other Insurance	1	0	1	0	2	0	0	0	0	0	0	0	0	0	0	2
Other Mass Tort	0	0	0	0	0	0	0	0	0	0	0	0	0	0	0	0
Other Track 1	1	2	0	1	4	0	0	0	0	0	0	0	0	0	0	4
Other Track 3	0	0	0	0	0	0	0	0	0	1	0	1	0	0	0	1
Other Track 4	0	0	0	0	0	0	0	0	0	0	0	0	0	0	0	0
Personal Injury	0	0	0	0	0	10	5	0	15	0	0	0	0	0	0	15
Prod Liability	0	0	0	0	0	0	0	0	0	0	0	0	0	0	0	0
Prof Malpractic	0	0	0	0	0	0	0	0	0	1	0	1	0	0	0	1
PIP Coverage	0	0	0	0	0	0	0	0	0	0	0	0	0	0	0	0
Real Property	1	0	0	0	1	0	0	0	0	0	0	0	0	0	0	1
Tort Other	0	0	0	0	0	0	0	1	1	0	0	0	0	0	0	1
Toxic Tort	0	0	0	0	0	0	0	0	0	0	0	0	0	0	0	0
<b>Total</b>	<b>8</b>	<b>6</b>	<b>6</b>	<b>4</b>	<b>24</b>	<b>17</b>	<b>10</b>	<b>4</b>	<b>31</b>	<b>5</b>	<b>2</b>	<b>7</b>	<b>2</b>	<b>1</b>	<b>3</b>	<b>65</b>

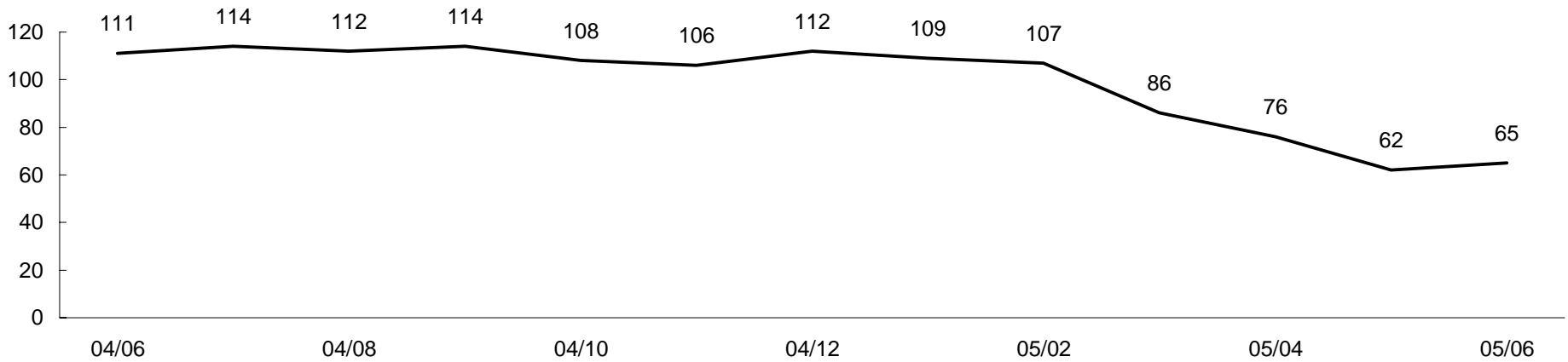
**CIVIL RESOLUTION SUMMARY BY CASETYPE**  
**JULY 2004 - JUNE 2005**  
**WARREN**

	Trial			Summary					Total	Percent resolved by						Monthly Resolutions
	Jury	Nonjury	Total	Judgment	Settlement	Default Judgment	Dismiss	Other		Trial	Sum Jud	Settle	Default J	Dismiss	Other	
Act on Neg Inst	0	0	0	0	0	2	0	0	2	0%	0%	0%	100%	0%	0%	
Asbestos	0	0	0	0	0	0	0	0	0	0%	0%	0%	0%	0%		
Assault & Bat	0	0	0	1	3	0	2	1	7	0%	14%	43%	0%	29%	14%	
Auto - Pers Inj	2	0	2	2	46	0	44	9	103	2%	2%	45%	0%	43%	9%	
Auto - Property	0	0	0	0	0	0	1	0	1	0%	0%	0%	0%	100%	0%	
Book Account	0	0	0	2	21	26	42	1	92	0%	2%	23%	28%	46%	1%	
Civil Rights	0	0	0	0	5	0	2	0	7	0%	0%	71%	0%	29%	0%	
Complex Commer	0	0	0	0	0	0	0	0	0	0%	0%	0%	0%	0%	0%	
Condemnation	0	0	0	0	2	0	0	0	2	0%	0%	100%	0%	0%	0%	
Construction	0	0	0	0	7	0	1	0	8	0%	0%	88%	0%	13%	0%	
Contract/Commer	2	1	3	4	37	36	55	1	136	2%	3%	27%	26%	40%	1%	
Employment	0	0	0	1	5	0	1	0	7	0%	14%	71%	0%	14%	0%	
Lieu of P. Writ	0	0	0	0	7	0	17	0	24	0%	0%	29%	0%	71%	0%	
Medical Malprac	1	0	1	1	11	0	3	0	16	6%	6%	69%	0%	19%	0%	
Name Change	0	0	0	0	0	0	0	25	25	0%	0%	0%	0%	0%	100%	
Other Insurance	0	0	0	0	3	0	3	1	7	0%	0%	43%	0%	43%	14%	
Other Mass Tort	0	0	0	0	0	0	0	0	0	0%	0%	0%	0%	0%	0%	
Other Track 1	0	0	0	2	14	2	33	5	56	0%	4%	25%	4%	59%	9%	
Other Track 3	0	0	0	1	13	0	4	0	18	0%	6%	72%	0%	22%	0%	
Other Track 4	0	0	0	0	0	0	1	0	1	0%	0%	0%	0%	100%	0%	
Personal Injury	4	1	5	3	35	0	17	6	66	8%	5%	53%	0%	26%	9%	
Prod Liability	0	0	0	1	6	0	4	0	11	0%	9%	55%	0%	36%	0%	
Prof Malpractic	0	0	0	0	3	0	0	0	3	0%	0%	100%	0%	0%	0%	
PIP Coverage	0	0	0	0	1	0	1	0	2	0%	0%	50%	0%	50%	0%	
Real Property	0	1	1	0	1	2	3	0	7	14%	0%	14%	29%	43%	0%	
Tort Other	1	0	1	0	15	1	5	2	24	4%	0%	63%	4%	21%	8%	
Toxic Tort	0	0	0	0	1	0	0	0	1	0%	0%	100%	0%	0%	0%	
<b>Total</b>	<b>10</b>	<b>3</b>	<b>13</b>	<b>18</b>	<b>236</b>	<b>69</b>	<b>239</b>	<b>51</b>	<b>626</b>	<b>2%</b>	<b>3%</b>	<b>38%</b>	<b>11%</b>	<b>38%</b>	<b>8%</b>	

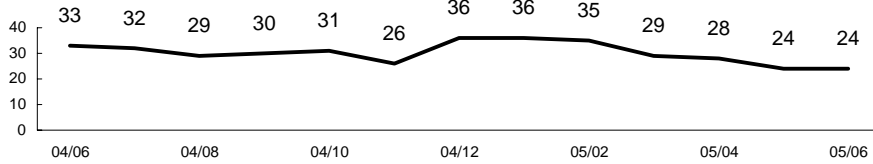


# BACKLOG GRAPHS JUNE 2004 - JUNE 2005 WARREN

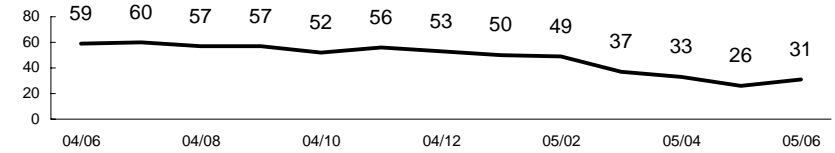
Total -- All Tracks



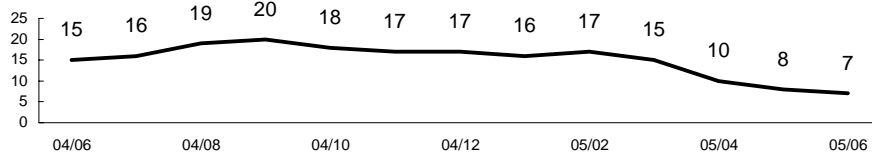
Track 1



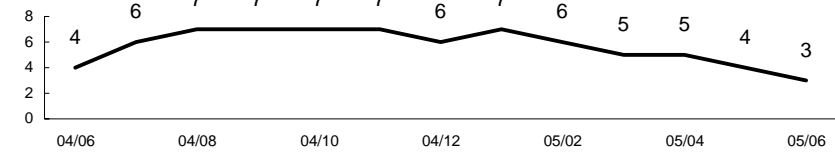
Track 2



Track 3



Track 4



**CIVIL CASELOAD SUMMARY BY CASETYPE**  
**JULY 2004 - JUNE 2005**  
**STATE**

	Filings			Resolutions			Clearance		Backlog			Backlog Percent		Backlog Per 100 Monthly Filings		Active Pending		
	Jul 2003 to Jun 2004	Jul 2004 to Jun 2005	percent change	Jul 2003 to Jun 2004	Jul 2004 to Jun 2005	percent change	Jul 2004 - Jun 2005		Jun 2004	Jun 2005	percent change	Jun 2004	Jun 2005	Jun 2004	Jun 2005	Jun 2004	Jun 2005	percent change
							number	percent										
Act on Neg Inst	570	<b>543</b>	-5%	696	<b>488</b>	-30%	<b>-55</b>	<b>90%</b>	37	<b>16</b>	-57%	15%	<b>5%</b>	78	<b>35</b>	255	<b>309</b>	21%
Asbestos	339	<b>230</b>	-32%	651	<b>614</b>	-6%	<b>384</b>	<b>267%</b>	946	<b>625</b>	-34%	63%	<b>57%</b>	3,349	<b>3,261</b>	1,490	<b>1,102</b>	-26%
Assault & Bat	473	<b>486</b>	3%	534	<b>508</b>	-5%	<b>22</b>	<b>105%</b>	142	<b>107</b>	-25%	24%	<b>19%</b>	360	<b>264</b>	591	<b>577</b>	-2%
Auto - Pers Inj	30,977	<b>29,614</b>	-4%	34,305	<b>32,113</b>	-6%	<b>2499</b>	<b>108%</b>	5,975	<b>5,103</b>	-15%	16%	<b>15%</b>	231	<b>207</b>	36,417	<b>34,097</b>	-6%
Auto - Property	812	<b>717</b>	-12%	832	<b>803</b>	-3%	<b>86</b>	<b>112%</b>	104	<b>75</b>	-28%	14%	<b>11%</b>	154	<b>126</b>	754	<b>671</b>	-11%
Book Account	7,459	<b>7,676</b>	3%	8,091	<b>7,645</b>	-6%	<b>-31</b>	<b>100%</b>	406	<b>329</b>	-19%	10%	<b>8%</b>	65	<b>51</b>	4,061	<b>4,086</b>	1%
Civil Rights	378	<b>324</b>	-14%	332	<b>364</b>	10%	<b>40</b>	<b>112%</b>	58	<b>71</b>	22%	15%	<b>19%</b>	184	<b>263</b>	399	<b>374</b>	-6%
Complex Comme	257	<b>302</b>	18%	378	<b>385</b>	2%	<b>83</b>	<b>127%</b>	146	<b>176</b>	21%	30%	<b>31%</b>	682	<b>699</b>	479	<b>562</b>	17%
Condemnation	476	<b>534</b>	12%	448	<b>639</b>	43%	<b>105</b>	<b>120%</b>	79	<b>52</b>	-34%	16%	<b>14%</b>	199	<b>117</b>	497	<b>384</b>	-23%
Construction	766	<b>794</b>	4%	675	<b>784</b>	16%	<b>-10</b>	<b>99%</b>	219	<b>204</b>	-7%	24%	<b>21%</b>	343	<b>308</b>	926	<b>971</b>	5%
Contract/Comme	13,677	<b>12,762</b>	-7%	14,846	<b>13,241</b>	-11%	<b>479</b>	<b>104%</b>	1,488	<b>1,181</b>	-21%	17%	<b>15%</b>	131	<b>111</b>	8,690	<b>8,005</b>	-8%
Employment	462	<b>470</b>	2%	540	<b>504</b>	-7%	<b>34</b>	<b>107%</b>	91	<b>76</b>	-16%	19%	<b>18%</b>	236	<b>194</b>	472	<b>427</b>	-10%
Lieu of P. Writ	1,012	<b>951</b>	-6%	1,001	<b>1,008</b>	1%	<b>57</b>	<b>106%</b>	110	<b>96</b>	-13%	13%	<b>12%</b>	130	<b>121</b>	863	<b>827</b>	-4%
Medical Malprac	1,493	<b>1,380</b>	-8%	1,729	<b>1,974</b>	14%	<b>594</b>	<b>143%</b>	960	<b>730</b>	-24%	31%	<b>29%</b>	772	<b>635</b>	3,059	<b>2,478</b>	-19%
Name Change	3,394	<b>4,074</b>	20%	3,309	<b>3,968</b>	20%	<b>-106</b>	<b>97%</b>	2	<b>2</b>	0%	0%	<b>0%</b>	1	<b>1</b>	756	<b>867</b>	15%
Other Insurance	1,952	<b>1,951</b>	0%	1,851	<b>2,007</b>	8%	<b>56</b>	<b>103%</b>	397	<b>308</b>	-22%	25%	<b>21%</b>	244	<b>189</b>	1,568	<b>1,443</b>	-8%
Other Mass Tort	6,312	<b>2,354</b>	-63%	704	<b>5,441</b>	673%	<b>3087</b>	<b>231%</b>	46	<b>102</b>	122%	1%	<b>3%</b>	9	<b>52</b>	6,286	<b>3,438</b>	-45%
Other Track 1	6,174	<b>11,395</b>	85%	4,954	<b>10,783</b>	118%	<b>-612</b>	<b>95%</b>	465	<b>490</b>	5%	13%	<b>12%</b>	90	<b>52</b>	3,477	<b>3,987</b>	15%
Other Track 3	1,507	<b>1,570</b>	4%	1,476	<b>1,597</b>	8%	<b>27</b>	<b>102%</b>	219	<b>223</b>	2%	12%	<b>12%</b>	174	<b>170</b>	1,880	<b>1,898</b>	1%
Other Track 4	146	<b>220</b>	51%	394	<b>201</b>	-49%	<b>-19</b>	<b>91%</b>	124	<b>98</b>	-21%	42%	<b>30%</b>	1,019	<b>535</b>	297	<b>324</b>	9%
Personal Injury	14,036	<b>14,825</b>	6%	15,223	<b>14,618</b>	-4%	<b>-207</b>	<b>99%</b>	3,100	<b>2,670</b>	-14%	18%	<b>15%</b>	265	<b>216</b>	17,592	<b>17,765</b>	1%
Prod Liability	787	<b>885</b>	12%	826	<b>872</b>	6%	<b>-13</b>	<b>99%</b>	319	<b>287</b>	-10%	25%	<b>24%</b>	486	<b>389</b>	1,295	<b>1,208</b>	-7%
Prof Malpractic	620	<b>591</b>	-5%	644	<b>789</b>	23%	<b>198</b>	<b>134%</b>	227	<b>237</b>	4%	21%	<b>22%</b>	439	<b>481</b>	1,061	<b>1,073</b>	1%
PIP Coverage	2,109	<b>1,910</b>	-9%	2,489	<b>2,203</b>	-11%	<b>293</b>	<b>115%</b>	290	<b>200</b>	-31%	22%	<b>19%</b>	165	<b>126</b>	1,345	<b>1,045</b>	-22%
Real Property	663	<b>642</b>	-3%	603	<b>652</b>	8%	<b>10</b>	<b>102%</b>	87	<b>79</b>	-9%	19%	<b>19%</b>	157	<b>148</b>	454	<b>416</b>	-8%
Tort Other	2,524	<b>2,384</b>	-6%	2,614	<b>2,622</b>	0%	<b>238</b>	<b>110%</b>	498	<b>455</b>	-9%	19%	<b>18%</b>	237	<b>229</b>	2,624	<b>2,467</b>	-6%
Toxic Tort	480	<b>122</b>	-75%	187	<b>159</b>	-15%	<b>37</b>	<b>130%</b>	64	<b>37</b>	-42%	29%	<b>19%</b>	160	<b>364</b>	219	<b>193</b>	-12%
<b>Total</b>	<b>99,855</b>	<b>99,706</b>	0%	<b>100,332</b>	<b>106,982</b>	7%	<b>7276</b>	<b>107%</b>	<b>16,599</b>	<b>14,029</b>	-15%	17%	<b>15%</b>	199	<b>169</b>	97,807	<b>90,994</b>	-7%

**CIVIL BACKLOG SUMMARY BY CASETYPE**

**JUNE 2005**

**STATE**

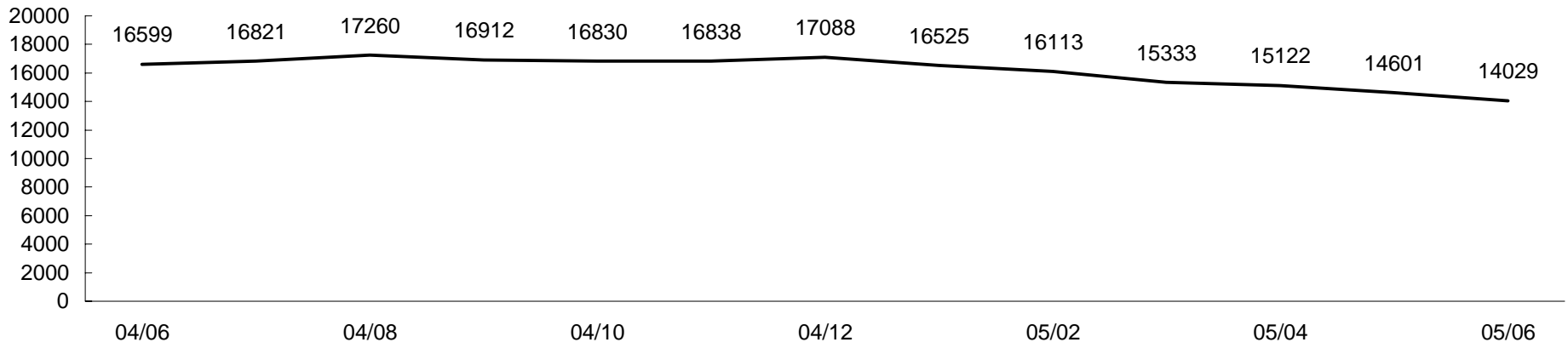
	Cases in Backlog															Total Backlog
	Track 1					Track 2				Track 3			Track 4			
	12 to 18 months	18 to 24 months	24 to 36 months	over 36 months	Total Track 1	18 to 24 months	24 to 36 months	over 36 months	Total Track 2	24 to 36 months	over 36 months	Total Track 3	24 to 36 months	over 36 months	Total Track 4	
Act on Neg Inst	5	5	3	3	16	0	0	0	0	0	0	0	0	0	0	16
Asbestos	0	0	0	0	0	0	0	0	0	0	0	0	168	457	625	625
Assault & Bat	0	0	0	0	0	53	42	11	106	0	1	1	0	0	0	107
Auto - Pers Inj	2	3	2	2	9	3,348	1,484	259	5,091	3	0	3	0	0	0	5,103
Auto - Property	0	0	0	0	0	49	24	2	75	0	0	0	0	0	0	75
Book Account	234	50	33	7	324	1	0	0	1	2	1	3	1	0	1	329
Civil Rights	0	0	0	0	0	0	0	0	0	45	26	71	0	0	0	71
Complex Comm	2	0	1	0	3	0	0	0	0	0	0	0	87	86	173	176
Condemnation	0	0	1	0	1	0	0	0	0	30	21	51	0	0	0	52
Construction	0	0	0	0	0	80	56	63	199	2	1	3	1	1	2	204
Contract/Comm	728	201	131	93	1,153	7	2	1	10	6	2	8	2	8	10	1,181
Employment	0	0	0	0	0	31	23	20	74	0	1	1	1	0	1	76
Lieu of P. Writ	0	0	1	0	1	0	0	0	0	0	0	0	48	47	95	96
Medical Malprac	0	0	0	1	1	0	0	0	0	443	285	728	0	1	1	730
Name Change	2	0	0	0	2	0	0	0	0	0	0	0	0	0	0	2
Other Insurance	170	55	38	34	297	0	1	0	1	2	2	4	4	2	6	308
Other Mass Tort	0	0	0	0	0	0	0	0	0	0	0	0	84	18	102	102
Other Track 1	295	87	49	37	468	3	2	1	6	3	1	4	6	6	12	490
Other Track 3	0	0	0	0	0	1	0	0	1	162	59	221	0	1	1	223
Other Track 4	0	0	0	0	0	0	0	0	0	0	0	0	37	61	98	98
Personal Injury	2	0	1	0	3	1,538	895	218	2,651	6	5	11	3	2	5	2,670
Prod Liability	1	0	0	0	1	1	1	2	4	179	100	279	3	0	3	287
Prof Malpractic	0	0	1	0	1	1	0	0	1	160	75	235	0	0	0	237
PIP Coverage	112	23	29	32	196	1	3	0	4	0	0	0	0	0	0	200
Real Property	41	15	13	7	76	1	1	0	2	0	1	1	0	0	0	79
Tort Other	3	2	0	0	5	216	146	72	434	1	2	3	10	3	13	455
Toxic Tort	0	0	0	0	0	0	0	0	0	27	9	36	0	1	1	37
<b>Total</b>	<b>1,597</b>	<b>441</b>	<b>303</b>	<b>216</b>	<b>2,557</b>	<b>5,331</b>	<b>2,680</b>	<b>649</b>	<b>8,660</b>	<b>1,071</b>	<b>592</b>	<b>1,663</b>	<b>455</b>	<b>694</b>	<b>1,149</b>	<b>14,029</b>

**CIVIL RESOLUTION SUMMARY BY CASETYPE  
JULY 2004 - JUNE 2005  
STATE**

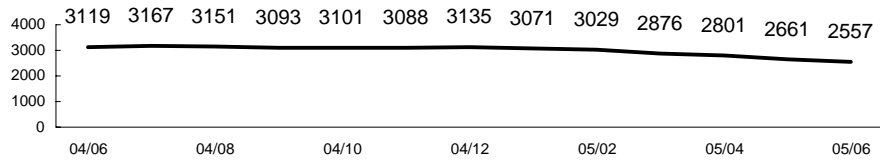
	Trial			Summary					Total	Percent resolved by						Monthly Resolutions
	Jury	Nonjury	Total	Judgment	Settlement	Default Judgment	Dismiss	Other		Trial	Sum Jud	Settle	Default J	Dismiss	Other	
Act on Neg Inst	1	2	3	25	115	192	146	7	488	1%	5%	24%	39%	30%	1%	<p>Monthly Resolutions</p> <p>Legend: Trials (■), Sum Jud (◆)</p>
Asbestos	0	0	0	1	566	0	25	22	614	0%	0%	92%	0%	4%	4%	
Assault & Bat	10	3	13	17	207	27	217	27	508	3%	3%	41%	5%	43%	5%	
Auto - Pers Inj	637	30	667	1,322	14,569	169	14,029	1,357	32,113	2%	4%	45%	1%	44%	4%	
Auto - Property	7	4	11	23	298	68	366	37	803	1%	3%	37%	8%	46%	5%	
Book Account	7	26	33	315	1,636	2,544	3,005	112	7,645	0%	4%	21%	33%	39%	1%	
Civil Rights	10	2	12	21	97	0	179	55	364	3%	6%	27%	0%	49%	15%	
Complex Commer	3	4	7	7	128	4	172	67	385	2%	2%	33%	1%	45%	17%	
Condemnation	10	1	11	19	263	2	186	158	639	2%	3%	41%	0%	29%	25%	
Construction	7	8	15	9	383	52	297	28	784	2%	1%	49%	7%	38%	4%	
Contract/Commer	66	106	172	478	4,205	2,640	5,301	445	13,241	1%	4%	32%	20%	40%	3%	
Employment	7	6	13	25	227	8	186	45	504	3%	5%	45%	2%	37%	9%	
Lieu of P. Writ	12	89	101	69	287	1	432	118	1,008	10%	7%	28%	0%	43%	12%	
Medical Malprac	161	2	163	41	595	4	618	553	1,974	8%	2%	30%	0%	31%	28%	
Name Change	0	0	0	0	0	0	286	3,682	3,968	0%	0%	0%	0%	7%	93%	
Other Insurance	16	17	33	108	652	83	936	195	2,007	2%	5%	32%	4%	47%	10%	
Other Mass Tort	1	0	1	1	2,604	0	2,801	34	5,441	0%	0%	48%	0%	51%	1%	
Other Track 1	44	37	81	179	4,062	1,822	2,828	1,811	10,783	1%	2%	38%	17%	26%	17%	
Other Track 3	29	3	32	77	759	4	572	153	1,597	2%	5%	48%	0%	36%	10%	
Other Track 4	0	2	2	2	87	17	84	9	201	1%	1%	43%	8%	42%	4%	
Personal Injury	242	11	253	454	7,427	136	5,615	733	14,618	2%	3%	51%	1%	38%	5%	
Prod Liability	26	1	27	16	380	0	352	97	872	3%	2%	44%	0%	40%	11%	
Prof Malpractic	15	6	21	42	381	13	293	39	789	3%	5%	48%	2%	37%	5%	
PIP Coverage	3	12	15	32	1,186	20	835	115	2,203	1%	1%	54%	1%	38%	5%	
Real Property	4	12	16	20	253	41	252	70	652	2%	3%	39%	6%	39%	11%	
Tort Other	39	15	54	80	1,132	157	1,028	171	2,622	2%	3%	43%	6%	39%	7%	
Toxic Tort	0	2	2	5	58	1	81	12	159	1%	3%	36%	1%	51%	8%	
<b>Total</b>	<b>1357</b>	<b>401</b>	<b>1758</b>	<b>3,388</b>	<b>42,557</b>	<b>8,005</b>	<b>41,122</b>	<b>10,152</b>	<b>106,982</b>	<b>2%</b>	<b>3%</b>	<b>40%</b>	<b>7%</b>	<b>38%</b>	<b>9%</b>	

# BACKLOG GRAPHS JUNE 2004 - JUNE 2005 STATE

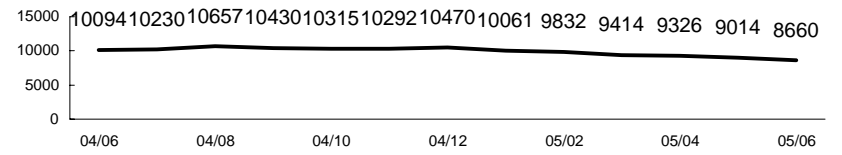
Total -- All Tracks



Track 1



Track 2



Track 3



Track 4

