



**New Jersey Judiciary
CIVIL STATISTICS
March 2024**

TABLE OF CONTENTS

Introduction, Abbreviations, and Glossary	i
Tables and Graphs By County	1
Tables and Graphs by Case Type	
Atlantic	3
Bergen	7
Burlington	11
Camden	15
Cape May	19
Cumberland	23
Essex	27
Gloucester	31
Hudson	35
Hunterdon	39
Mercer	43
Middlesex	47
Monmouth	51
Morris	55
Ocean	59
Passaic	63
Salem	67
Somerset	71
Sussex	75
Union	79
Warren	83
State	87

INTRODUCTION

CIVIL STATISTICS provides court year-to-date civil-law statistics for New Jersey's twenty-one counties. Data is compiled from a monthly statistical extract of the Automated Case Management System.

The report provides 4-page summaries of filings, resolutions, clearance, backlog, and active pending by case type for counties and the state. Case type categories are based on the Case Information Statement (CIS). Some categories are consolidated as shown in the table on the next page.

GLOSSARY

Filings: Filings include new, reopened, reactivated, and transferred cases

Resolutions: Include trials, summary judgments, settlements, default judgments dismissals, inactivations, transfers, and other summary matters

Clearance: Resolutions minus filings

Backlog: Cases over case processing goal as listed below. Cases are aged from date of complaint exclusive of inactive and closed time.

 Track 1 backlog = over 12 months

 Track 2 backlog = over 18 months

 Track 3 backlog = over 24 months

 Track 4 backlog = over 24 months

Backlog Per 100 Monthly Filings: $(\text{backlog}) / (\text{average monthly filings in previous court year}) * 100$

Active Pending: Cases not resolved. Does not include inactive cases.

CIVIL STATISTICS is produced by the Administrative Office of the Courts' Quantitative Research Unit. Questions or comments can be directed to:

Quantitative Research Unit: PO Box 037, Trenton, NJ 08625
(609) 815-2900 x52530

CASE TYPE ABBREVIATIONS

TRACK I

Action on Negotiable Instrument (Act on New Inst)

Book Account

Name Change

Other Insurance Claim Including Declaratory Judgment Actions (other insurance)

PIP Coverage

Real Property

Other Track 1: Forfeiture, Summary Action, UM or UIM Claim, Lemon Law, Open Public Records Act, Tenancy, Miscellaneous, No Show Jurors
UM/UIM Coverage

TRACK II

Auto Negligence - Personal Injury

Auto Negligence - Property Damage

Construction

Contract/Commercial Transactions

Employment other than CEPA or LAD

Personal Injury

Tort - Other

UM/UIM Bodily Injury

TRACK III

Assault and Battery

Civil Rights

Condemnation

Medical Malpractice

Product Liability

Professional Malpractice

Toxic Tort

Other Track 3: Defamation, Inverse Condemnation, Whistle Blower/Conscientious, Employee Protection Act, Law Against Discrimination

TRACK IV

Action in Lieu of Prerogative Writ (Lieu of P. Writ)

Asbestos

Complex Commercial

Other Multicounty Litigation (formerly "mass tort") and/or Centrally Managed Cases:

Abilify, Accutane, Allergen Biocell Textured Breast Implants, Asbestos, DePuy ASR Hip Implants, Elmiron

Fosamax, Pelvic Mesh - Bard, Pelvic Mesh - Gynecare, Physiomesh, Pinnacle Metal -on- Metal (MoM) Hip Implants,

Proceed Surgical Mesh/Proceed Ventral Patch, Prolene Hernia System Mesh, Proton-Pump Inhibitors, Singulair,

Strattice Hernia Mesh, Stryker Hip/ABG II, Stryker LFIT CoCr V40 Femoral Heads, Stryker Trident Hip Implants,

Talc-Powder, Tasigna, Taxotere/Docetaxel, Zostavax.

Other Track 4: Complex Construction, Cullen Lit., Environmental Coverage Litigation, False Claims, Insurance Fraud, Mt. Laurel

CIVIL CASELOAD SUMMARY BY COUNTY
JULY 2023 - MARCH 2024
STATE

	Filings			Resolutions			Clearance		Backlog			Backlog Percent		Backlog Per 100 Monthly Filings		Active Pending		
	Jul 2022 to Mar 2023	Jul 2023 to Mar 2024	percent change	Jul 2022 to Mar 2023	Jul 2023 to Mar 2024	percent change	Jul 2023 - Mar 2024		Mar 2023	Mar 2024	percent change	Mar 2023	Mar 2024	Mar 2023	Mar 2024	Mar 2023	Mar 2024	percent change
							number	percent										
Atlantic	2,297	2,783	21%	1,944	1,942	0%	-841	70%	3,991	5,325	33%	49%	59%	1,542	1,827	8,171	9,046	11%
Bergen	5,476	5,788	6%	6,635	5,853	-12%	65	101%	5,468	4,770	-13%	46%	42%	891	748	11,869	11,293	-5%
Burlington	1,998	1,919	-4%	1,973	1,898	-4%	-21	99%	403	306	-24%	17%	13%	182	142	2,385	2,299	-4%
Camden	2,872	2,850	-1%	3,187	2,955	-7%	105	104%	689	492	-29%	18%	14%	218	154	3,823	3,451	-10%
Cape May	396	365	-8%	358	385	8%	20	105%	95	107	13%	18%	21%	216	252	520	514	-1%
Cumberland	599	616	3%	586	582	-1%	-34	94%	163	145	-11%	21%	19%	246	215	762	775	2%
Essex	6,677	6,905	3%	6,832	7,072	4%	167	102%	5,142	4,777	-7%	39%	37%	708	626	13,263	12,980	-2%
Gloucester	1,114	1,132	2%	1,054	1,206	14%	74	107%	293	234	-20%	21%	17%	235	182	1,414	1,351	-4%
Hudson	3,518	3,693	5%	3,720	3,706	0%	13	100%	1,614	1,193	-26%	30%	22%	412	288	5,428	5,343	-2%
Hunterdon	355	382	8%	393	316	-20%	-66	83%	154	192	25%	30%	33%	367	447	509	583	15%
Mercer	1,840	1,902	3%	1,879	1,960	4%	58	103%	793	882	11%	27%	31%	391	412	2,907	2,850	-2%
Middlesex	5,609	5,962	6%	6,159	5,605	-9%	-357	94%	6,548	6,302	-4%	50%	47%	1,068	953	13,050	13,286	2%
Monmouth	2,963	3,313	12%	2,945	3,418	16%	105	103%	1,300	903	-31%	28%	20%	398	245	4,679	4,568	-2%
Morris	1,792	1,904	6%	1,945	1,845	-5%	-59	97%	790	673	-15%	29%	25%	398	322	2,724	2,677	-2%
Ocean	2,352	2,364	1%	2,413	2,392	-1%	28	101%	923	783	-15%	27%	23%	353	295	3,444	3,388	-2%
Passaic	2,704	2,926	8%	3,084	2,687	-13%	-239	92%	989	1,049	6%	24%	24%	330	324	4,126	4,325	5%
Salem	174	178	2%	183	172	-6%	-6	97%	44	37	-16%	22%	18%	234	175	197	211	7%
Somerset	1,212	1,249	3%	1,228	1,037	-16%	-212	83%	449	557	24%	28%	30%	338	407	1,614	1,865	16%
Sussex	405	459	13%	392	466	19%	7	102%	154	124	-19%	27%	23%	332	252	568	549	-3%
Union	3,306	3,548	7%	3,604	3,292	-9%	-256	93%	1,226	1,041	-15%	25%	20%	338	263	4,882	5,115	5%
Warren	304	289	-5%	266	274	3%	-15	95%	120	135	13%	29%	33%	368	418	409	412	1%
Total	47,963	50,527	5%	50,780	49,063	-3%	-1464	97%	31,348	30,027	-4%	36%	35%	591	536	86,744	86,881	0%

NOTE: Some Multicounty Litigation (MCL) cases were transferred in November 2014: Atlantic to Bergen = 8,935; Atlantic to Middlesex = 4,070.

CIVIL BACKLOG SUMMARY BY CASETYPE

March 2024

STATE

	Cases in Backlog															
	Track 1					Track 2				Track 3			Track 4			Total Backlog
	12 to 18 months	18 to 24 months	24 to 36 months	over 36 months	Total Track 1	18 to 24 months	24 to 36 months	over 36 months	Total Track 2	24 to 36 months	over 36 months	Total Track 3	24 to 36 months	over 36 months	Total Track 4	
Atlantic	18	7	8	9	42	183	135	56	374	36	40	76	1,431	3,402	4,833	5,325
Bergen	62	20	6	2	90	651	593	247	1,491	160	154	314	411	2,464	2,875	4,770
Burlington	1	0	0	0	1	135	68	16	219	51	26	77	5	4	9	306
Camden	18	7	3	0	28	171	117	30	318	70	62	132	2	12	14	492
Cape May	3	1	2	2	8	29	22	4	55	25	14	39	1	4	5	107
Cumberland	10	2	0	1	13	51	27	16	94	19	13	32	4	2	6	145
Essex	97	51	45	37	230	1,023	1,425	1,013	3,461	484	452	936	56	94	150	4,777
Gloucester	8	3	2	2	15	78	52	21	151	28	26	54	1	13	14	234
Hudson	39	12	21	20	92	386	350	152	888	65	75	140	24	49	73	1,193
Hunterdon	4	7	6	1	18	31	38	42	111	26	28	54	3	6	9	192
Mercer	3	2	1	1	7	175	182	102	459	232	162	394	8	14	22	882
Middlesex	31	8	5	1	45	703	551	214	1,468	148	96	244	237	4,308	4,545	6,302
Monmouth	34	15	14	10	73	270	241	101	612	104	72	176	17	25	42	903
Morris	13	3	0	0	16	210	159	15	384	98	126	224	16	33	49	673
Ocean	17	19	11	7	54	260	227	91	578	76	66	142	4	5	9	783
Passaic	35	15	15	11	76	334	239	140	713	152	82	234	9	17	26	1,049
Salem	2	1	1	0	4	11	10	4	25	4	2	6	0	2	2	37
Somerset	13	3	5	2	23	128	176	117	421	35	54	89	8	16	24	557
Sussex	8	2	0	0	10	40	29	10	79	12	21	33	0	2	2	124
Union	51	26	10	7	94	379	269	134	782	49	86	135	7	23	30	1,041
Warren	7	1	8	0	16	26	37	20	83	11	21	32	2	2	4	135
Total	474	205	163	113	955	5,274	4,947	2,545	12,766	1,885	1,678	3,563	2,246	10,497	12,743	30,027

NOTE: Some Multicounty Litigation (MCL) cases were transferred in November 2014: Atlantic to Bergen = 8,935; Atlantic to Middlesex = 4,070.

CIVIL CASELOAD SUMMARY BY CASETYPE
JULY 2023 - MARCH 2024
ATLANTIC

	Filings			Resolutions			Clearance		Backlog			Backlog Percent		Backlog Per 100 Monthly Filings		Active Pending		
	Jul 2022 to Mar 2023	Jul 2023 to Mar 2024	percent change	Jul 2022 to Mar 2023	Jul 2023 to Mar 2024	percent change	Jul 2023 - Mar 2024		Mar 2023	Mar 2024	percent change	Mar 2023	Mar 2024	Mar 2023	Mar 2024	Mar 2023	Mar 2024	percent change
							number	percent										
Act on Neg Inst	1	1	0%	3	2	-33%	1	200%	1	0	-100%	100%	0%	1,200	0	1	1	0%
Asbestos	0	0	0%	0	0	0%	0	100%	0	0	0%	0%	0%	0	0	0	0	0%
Assault & Bat	3	5	67%	8	7	-13%	2	140%	2	5	150%	14%	42%	480	1,000	14	12	-14%
Auto - Pers Inj	492	444	-10%	497	513	3%	69	116%	195	172	-12%	24%	23%	373	337	817	732	-10%
Auto - Property	25	31	24%	25	18	-28%	-13	58%	0	3		0%	9%	0	100	21	33	57%
Book Account	233	241	3%	249	212	-15%	-29	88%	6	12	100%	4%	7%	23	45	157	182	16%
Civil Rights	16	10	-38%	12	15	25%	5	150%	11	4	-64%	38%	21%	733	400	29	19	-34%
Complex Comm	4	2	-50%	9	9	0%	7	450%	3	1	-67%	38%	50%	720	200	8	2	-75%
Condemnation	0	0	0%	1	0	-100%	0	100%	0	0	0%	0%	0%	0	0	0	0	0%
Construction	18	19	6%	15	14	-7%	-5	74%	9	10	11%	29%	34%	450	571	31	29	-6%
Contract/Comm	221	190	-14%	162	181	12%	-9	95%	31	15	-52%	14%	7%	138	69	218	214	-2%
Employment	12	10	-17%	7	10	43%	0	100%	2	3	50%	13%	20%	171	277	16	15	-6%
Lieu of P. Writ	9	9	0%	8	10	25%	1	111%	3	1	-67%	21%	8%	300	100	14	12	-14%
Medical Malprac	26	28	8%	32	31	-3%	3	111%	45	32	-29%	52%	39%	1,800	1,164	87	83	-5%
Name Change	56	62	11%	49	59	20%	-3	95%	0	0	0%	0%	0%	0	0	14	14	0%
Other Insurance	7	11	57%	8	16	100%	5	145%	3	4	33%	27%	36%	400	369	11	11	0%
Other MCL	486	1,067	120%	116	179	54%	-888	17%	3,421	4,825	41%	60%	73%	5,662	4,957	5,692	6,637	17%
Other Track 1	122	113	-7%	171	126	-26%	13	112%	30	24	-20%	30%	25%	206	187	101	95	-6%
Other Track 3	76	75	-1%	72	75	4%	0	100%	29	26	-10%	19%	17%	341	312	154	150	-3%
Other Track 4	3	6	100%	11	5	-55%	-1	83%	5	6	20%	63%	50%	1,200	900	8	12	50%
Personal Injury	368	332	-10%	354	333	-6%	1	100%	147	136	-7%	25%	23%	374	361	599	590	-2%
Prod Liability	12	26	117%	5	13	160%	-13	50%	5	2	-60%	36%	7%	162	75	14	28	100%
Prof Malpractic	5	10	100%	14	10	-29%	0	100%	8	7	-13%	40%	26%	1,371	525	20	27	35%
PIP Coverage	9	5	-44%	7	5	-29%	0	100%	2	1	-50%	33%	20%	218	200	6	5	-17%
Real Property	7	7	0%	12	9	-25%	2	129%	1	2	100%	14%	29%	92	218	7	7	0%
Tort Other	49	39	-20%	53	46	-13%	7	118%	15	21	40%	22%	31%	265	450	69	67	-3%
Toxic Tort	0	1		0	2		1	200%	1	0	-100%	50%	0%	1,200	0	2	1	-50%
UM/UIM Bod Inj	37	39	5%	44	42	-5%	3	108%	16	13	-19%	26%	19%	392	260	61	68	11%
Total	2,297	2,783	21%	1,944	1,942	0%	-841	70%	3,991	5,325	33%	49%	59%	1,542	1,827	8,171	9,046	11%

NOTE: Some Multicounty Litigation (MCL) cases were transferred in November 2014: Atlantic to Bergen = 8,935; Atlantic to Middlesex = 4,070.

CIVIL BACKLOG SUMMARY BY CASETYPE

March 2024

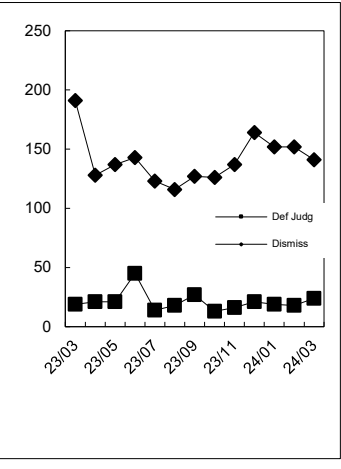
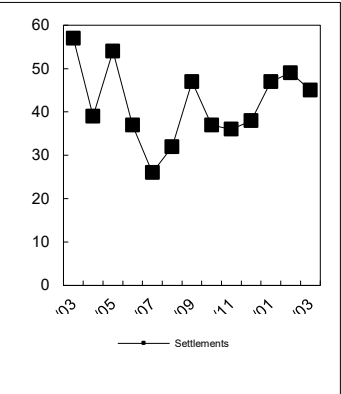
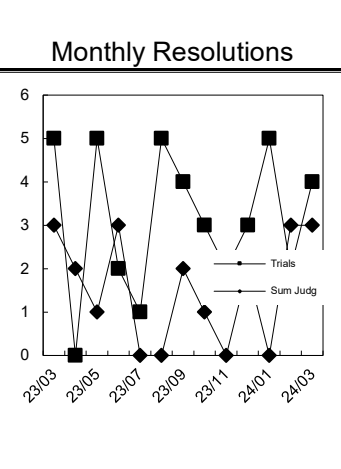
ATLANTIC

	Cases in Backlog															
	Track 1					Track 2				Track 3			Track 4			Total Backlog
	12 to 18 months	18 to 24 months	24 to 36 months	over 36 months	Total Track 1	18 to 24 months	24 to 36 months	over 36 months	Total Track 2	24 to 36 months	over 36 months	Total Track 3	24 to 36 months	over 36 months	Total Track 4	
Act on Neg Inst	0	0	0	0	0	0	0	0	0	0	0	0	0	0	0	0
Asbestos	0	0	0	0	0	0	0	0	0	0	0	0	0	0	0	0
Assault & Bat	0	0	0	0	0	0	0	0	0	5	0	5	0	0	0	5
Auto - Pers Inj	0	0	0	0	0	80	68	24	172	0	0	0	0	0	0	172
Auto - Property	0	0	0	0	0	3	0	0	3	0	0	0	0	0	0	3
Book Account	8	2	0	2	12	0	0	0	0	0	0	0	0	0	0	12
Civil Rights	0	0	0	0	0	0	0	0	0	2	2	4	0	0	0	4
Complex Commer	0	0	0	0	0	0	0	0	0	0	0	0	0	1	1	1
Condemnation	0	0	0	0	0	0	0	0	0	0	0	0	0	0	0	0
Construction	0	0	0	0	0	3	3	4	10	0	0	0	0	0	0	10
Contract/Commer	1	0	0	0	1	6	4	4	14	0	0	0	0	0	0	15
Employment	0	0	0	0	0	3	0	0	3	0	0	0	0	0	0	3
Lieu of P. Writ	0	0	0	0	0	0	0	0	0	0	0	0	0	1	1	1
Medical Malprac	0	0	0	0	0	0	0	0	0	10	22	32	0	0	0	32
Name Change	0	0	0	0	0	0	0	0	0	0	0	0	0	0	0	0
Other Insurance	1	1	1	0	3	0	0	1	1	0	0	0	0	0	0	4
Other MCL	0	0	0	0	0	0	0	0	0	0	0	0	1,429	3,396	4,825	4,825
Other Track 1	7	3	6	7	23	0	1	0	1	0	0	0	0	0	0	24
Other Track 3	0	0	0	0	0	0	0	0	0	17	9	26	0	0	0	26
Other Track 4	0	0	0	0	0	0	0	0	0	0	0	0	2	4	6	6
Personal Injury	0	0	0	0	0	73	46	17	136	0	0	0	0	0	0	136
Prod Liability	0	0	0	0	0	0	0	0	0	0	2	2	0	0	0	2
Prof Malpractic	0	0	0	0	0	0	0	0	0	2	5	7	0	0	0	7
PIP Coverage	0	0	1	0	1	0	0	0	0	0	0	0	0	0	0	1
Real Property	1	1	0	0	2	0	0	0	0	0	0	0	0	0	0	2
Tort Other	0	0	0	0	0	10	6	5	21	0	0	0	0	0	0	21
Toxic Tort	0	0	0	0	0	0	0	0	0	0	0	0	0	0	0	0
UM/UIM Bod Inj	0	0	0	0	0	5	7	1	13	0	0	0	0	0	0	13
Total	18	7	8	9	42	183	135	56	374	36	40	76	1,431	3,402	4,833	5,325

NOTE: Some Multicounty Litigation (MCL) cases were transferred in November 2014: Atlantic to Bergen = 8,935; Atlantic to Middlesex = 4,070.

CIVIL RESOLUTION SUMMARY BY CASETYPE
JULY 2023 - MARCH 2024
ATLANTIC

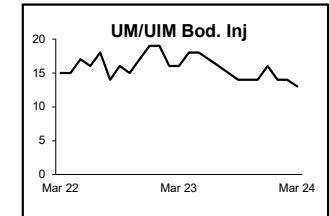
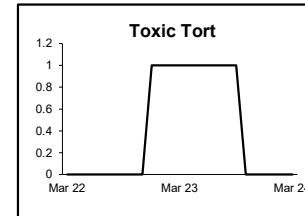
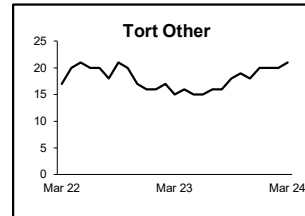
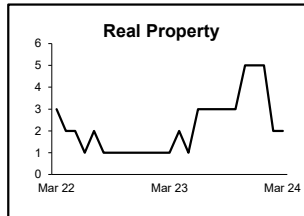
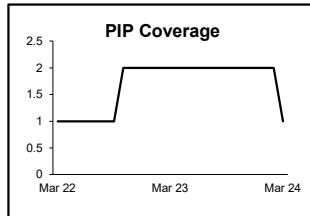
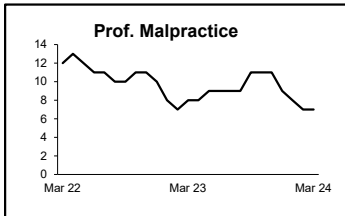
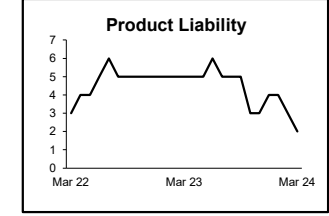
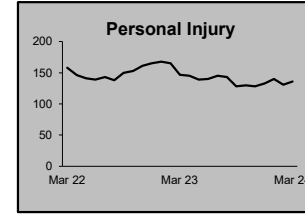
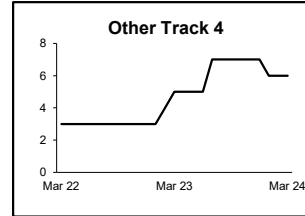
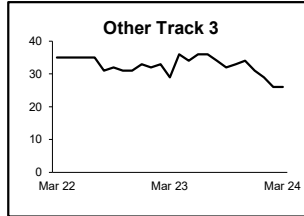
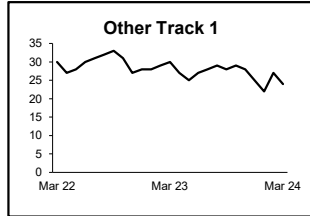
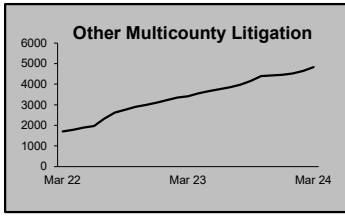
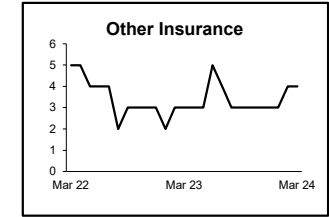

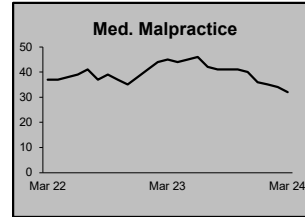
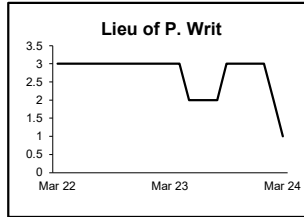
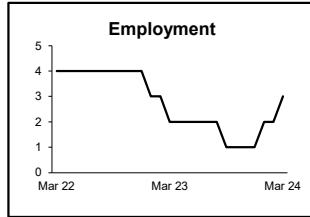
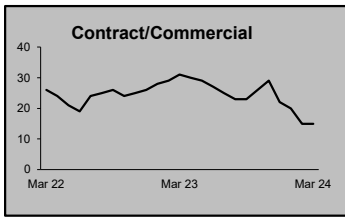
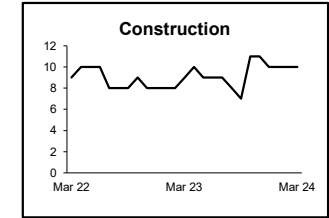
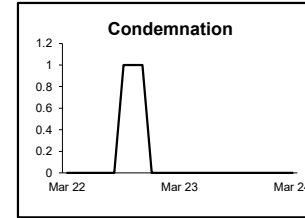
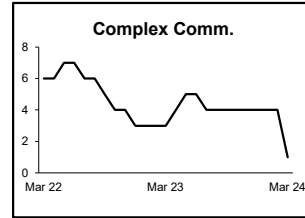
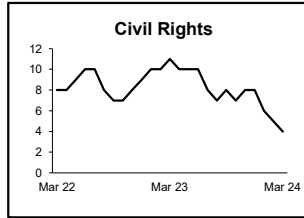
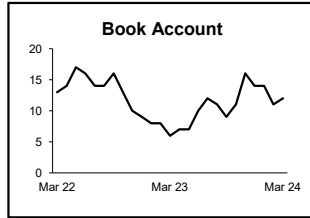
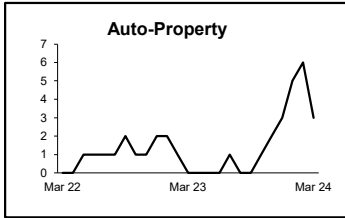
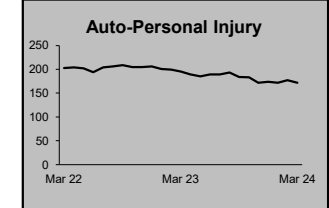
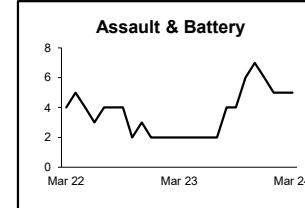
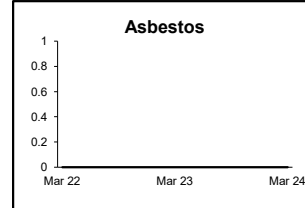
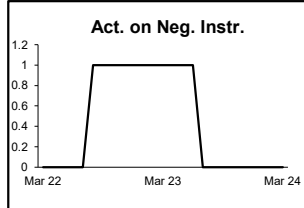
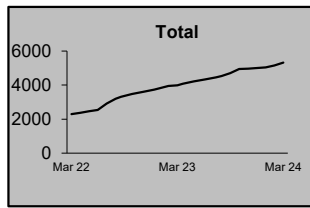
	Trial			Summary	Default				Total	Percent resolved by						Monthly Resolutions
	Jury	Nonjury	Total		Judgment	Settlement	Judgment	Dismiss		Other	Trial	Sum Jud	Settle	Default J	Dismiss	
Act on Neg Inst	0	0	0	0	2	0	0	0	2	0%	0%	100%	0%	0%	0%	
Asbestos	0	0	0	0	0	0	0	0	0	0%	0%	0%	0%	0%	0%	
Assault & Bat	1	0	1	0	3	0	3	0	7	14%	0%	43%	0%	43%	0%	
Auto - Pers Inj	7	0	7	4	111	5	370	16	513	1%	1%	22%	1%	72%	3%	
Auto - Property	0	0	0	0	3	4	10	1	18	0%	0%	17%	22%	56%	6%	
Book Account	0	0	0	4	22	105	81	0	212	0%	2%	10%	50%	38%	0%	
Civil Rights	2	0	2	0	3	0	9	1	15	13%	0%	20%	0%	60%	7%	
Complex Commerc	0	0	0	0	1	0	8	0	9	0%	0%	11%	0%	89%	0%	
Condemnation	0	0	0	0	0	0	0	0	0	0%	0%	0%	0%	0%	0%	
Construction	0	0	0	0	1	5	8	0	14	0%	0%	7%	36%	57%	0%	
Contract/Commer	0	2	2	1	30	33	109	6	181	1%	1%	17%	18%	60%	3%	
Employment	0	0	0	0	2	0	8	0	10	0%	0%	20%	0%	80%	0%	
Lieu of P. Writ	0	0	0	0	1	0	8	1	10	0%	0%	10%	0%	80%	10%	
Medical Malprac	2	0	2	1	15	0	13	0	31	6%	3%	48%	0%	42%	0%	
Name Change	0	0	0	0	0	0	2	57	59	0%	0%	0%	0%	3%	97%	
Other Insurance	0	0	0	0	0	0	14	2	16	0%	0%	0%	0%	88%	13%	
Other MCL	1	0	1	0	13	0	164	1	179	1%	0%	7%	0%	92%	1%	
Other Track 1	2	4	6	0	10	1	87	22	126	5%	0%	8%	1%	69%	17%	
Other Track 3	2	0	2	0	19	0	49	5	75	3%	0%	25%	0%	65%	7%	
Other Track 4	0	0	0	0	1	3	1	0	5	0%	0%	20%	60%	20%	0%	
Personal Injury	5	0	5	1	86	8	215	18	333	2%	0%	26%	2%	65%	5%	
Prod Liability	0	0	0	0	4	0	8	1	13	0%	0%	31%	0%	62%	8%	
Prof Malpractic	0	0	0	0	4	0	6	0	10	0%	0%	40%	0%	60%	0%	
PIP Coverage	0	0	0	0	2	0	3	0	5	0%	0%	40%	0%	60%	0%	
Real Property	0	0	0	0	3	0	5	1	9	0%	0%	33%	0%	56%	11%	
Tort Other	0	0	0	0	7	5	29	5	46	0%	0%	15%	11%	63%	11%	
Toxic Tort	0	0	0	0	1	0	1	0	2	0%	0%	50%	0%	50%	0%	
UM/UIM Bod Inj	1	0	1	0	13	1	27	0	42	2%	0%	31%	2%	64%	0%	
Total	23	6	29	11	357	170	1,238	137	1,942	1%	1%	18%	9%	64%	7%	



NOTE: Some Multicounty Litigation (MCL) cases were transferred in November 2014: Atlantic to Bergen = 8,935; Atlantic to Middlesex = 4,070.

**CIVIL BACKLOG BY CASETYPE
MARCH 2024
ATLANTIC**

	Total	Backlog	% chg
Mar 22		2,301	
Mar 23		3,991	73%
Mar 24		5,325	33%



1) Casetypes with the state's largest backlogs are highlighted.

2) Some Multicounty Litigation (MCL) cases were transferred in November 2014: Atlantic to Bergen = 8,935; Atlantic to Middlesex = 4,070.

CIVIL CASELOAD SUMMARY BY CASETYPE
JULY 2023 - MARCH 2024
BERGEN

	Filings			Resolutions			Clearance		Backlog			Backlog Percent		Backlog Per 100 Monthly Filings		Active Pending		
	Jul 2022 to Mar 2023	Jul 2023 to Mar 2024	percent change	Jul 2022 to Mar 2023	Jul 2023 to Mar 2024	percent change	Jul 2023 - Mar 2024		Mar 2023	Mar 2024	percent change	Mar 2023	Mar 2024	Mar 2023	Mar 2024	Mar 2023	Mar 2024	percent change
						number	percent											
Act on Neg Inst	8	13	63%	6	12	100%	-1	92%	2	1	-50%	20%	9%	240	67	10	11	10%
Asbestos	0	0	0%	0	0	0%	0	100%	0	0	0%	0%	0%	0	0	0	0	0%
Assault & Bat	11	9	-18%	12	16	33%	7	178%	22	27	23%	44%	64%	1,467	2,492	50	42	-16%
Auto - Pers Inj	1,714	1,854	8%	1,915	1,910	0%	56	103%	1,026	771	-25%	31%	24%	556	381	3,271	3,158	-3%
Auto - Property	76	65	-14%	69	71	3%	6	109%	6	7	17%	8%	9%	66	91	78	77	-1%
Book Account	709	753	6%	751	653	-13%	-100	87%	45	48	7%	10%	9%	55	61	438	523	19%
Civil Rights	21	14	-33%	17	17	0%	3	121%	6	18	200%	18%	49%	277	1,029	34	37	9%
Complex Commerc	43	34	-21%	37	31	-16%	-3	91%	25	30	20%	36%	46%	536	783	70	65	-7%
Condemnation	6	0	-100%	1	5	400%	5	100%	0	1		0%	25%	0	600	9	4	-56%
Construction	51	46	-10%	33	42	27%	-4	91%	26	29	12%	31%	34%	511	621	84	86	2%
Contract/Commer	842	806	-4%	927	794	-14%	-12	99%	147	138	-6%	17%	15%	162	150	883	905	2%
Employment	23	21	-9%	24	21	-13%	0	100%	8	6	-25%	24%	21%	310	257	33	29	-12%
Lieu of P. Writ	23	43	87%	29	47	62%	4	109%	8	10	25%	15%	21%	282	218	55	48	-13%
Medical Malprac	82	73	-11%	72	93	29%	20	127%	152	158	4%	48%	53%	1,824	1,935	317	296	-7%
Name Change	235	237	1%	228	218	-4%	-19	92%	0	0	0%	0%	0%	0	0	60	68	13%
Other Insurance	38	45	18%	36	37	3%	-8	82%	8	13	63%	22%	29%	185	260	36	45	25%
Other MCL	92	150	63%	944	394	-58%	244	263%	3,282	2,816	-14%	85%	89%	15,032	16,812	3,884	3,174	-18%
Other Track 1	236	301	28%	281	239	-15%	-62	79%	21	18	-14%	14%	8%	75	54	150	213	42%
Other Track 3	154	183	19%	155	140	-10%	-43	77%	33	55	67%	12%	17%	193	277	265	317	20%
Other Track 4	22	15	-32%	21	28	33%	13	187%	32	19	-41%	56%	45%	1,280	1,267	57	42	-26%
Personal Injury	759	754	-1%	726	731	1%	-23	97%	461	469	2%	30%	30%	566	553	1,547	1,582	2%
Prod Liability	17	44	159%	30	16	-47%	-28	36%	15	10	-33%	41%	16%	783	240	37	61	65%
Prof Malpractic	28	41	46%	40	51	28%	10	124%	49	44	-10%	43%	39%	1,400	1,100	114	112	-2%
PIP Coverage	16	16	0%	15	19	27%	3	119%	4	4	0%	36%	27%	267	192	11	15	36%
Real Property	34	30	-12%	21	34	62%	4	113%	3	7	133%	9%	28%	75	221	32	25	-22%
Tort Other	153	146	-5%	169	140	-17%	-6	96%	54	49	-9%	26%	23%	312	291	207	216	4%
Toxic Tort	2	1	-50%	3	3	0%	2	300%	2	2	0%	40%	50%	1,200	1,200	5	4	-20%
UM/UIM Bod Inj	81	94	16%	73	91	25%	-3	97%	31	20	-35%	23%	14%	361	195	132	138	5%
Total	5,476	5,788	6%	6,635	5,853	-12%	65	101%	5,468	4,770	-13%	46%	42%	891	748	11,869	11,293	-5%

NOTE: Some Multicounty Litigation (MCL) cases were transferred in November 2014: Atlantic to Bergen = 8,935; Atlantic to Middlesex = 4,070.

CIVIL BACKLOG SUMMARY BY CASETYPE

March 2024

BERGEN

	Cases in Backlog															
	Track 1					Track 2				Track 3			Track 4			Total Backlog
	12 to 18 months	18 to 24 months	24 to 36 months	over 36 months	Total Track 1	18 to 24 months	24 to 36 months	over 36 months	Total Track 2	24 to 36 months	over 36 months	Total Track 3	24 to 36 months	over 36 months	Total Track 4	
Act on Neg Inst	0	1	0	0	1	0	0	0	0	0	0	0	0	0	0	1
Asbestos	0	0	0	0	0	0	0	0	0	0	0	0	0	0	0	0
Assault & Bat	0	0	0	0	0	0	0	0	0	12	15	27	0	0	0	27
Auto - Pers Inj	0	0	0	0	0	355	300	116	771	0	0	0	0	0	0	771
Auto - Property	0	0	0	0	0	6	1	0	7	0	0	0	0	0	0	7
Book Account	35	9	4	0	48	0	0	0	0	0	0	0	0	0	0	48
Civil Rights	0	0	0	0	0	1	0	0	1	14	3	17	0	0	0	18
Complex Comm	0	0	0	0	0	0	0	0	0	0	0	0	11	19	30	30
Condemnation	0	0	0	0	0	0	0	0	0	1	0	1	0	0	0	1
Construction	0	0	0	0	0	6	12	11	29	0	0	0	0	0	0	29
Contract/Comm	0	0	0	0	0	52	58	28	138	0	0	0	0	0	0	138
Employment	0	0	0	0	0	1	4	1	6	0	0	0	0	0	0	6
Lieu of P. Writ	0	0	0	0	0	0	0	0	0	0	0	0	6	4	10	10
Medical Malprac	0	0	0	0	0	0	0	0	0	66	92	158	0	0	0	158
Name Change	0	0	0	0	0	0	0	0	0	0	0	0	0	0	0	0
Other Insurance	10	1	1	1	13	0	0	0	0	0	0	0	0	0	0	13
Other MCL	0	0	0	0	0	0	0	0	0	0	0	0	389	2,427	2,816	2,816
Other Track 1	10	6	1	0	17	1	0	0	1	0	0	0	0	0	0	18
Other Track 3	0	0	0	0	0	0	0	0	0	42	13	55	0	0	0	55
Other Track 4	0	0	0	0	0	0	0	0	0	0	0	0	5	14	19	19
Personal Injury	0	0	0	0	0	206	189	74	469	0	0	0	0	0	0	469
Prod Liability	0	0	0	0	0	0	0	0	0	5	5	10	0	0	0	10
Prof Malpractic	0	0	0	0	0	0	0	0	0	19	25	44	0	0	0	44
PIP Coverage	2	1	0	1	4	0	0	0	0	0	0	0	0	0	0	4
Real Property	5	2	0	0	7	0	0	0	0	0	0	0	0	0	0	7
Tort Other	0	0	0	0	0	14	21	14	49	0	0	0	0	0	0	49
Toxic Tort	0	0	0	0	0	0	0	0	0	1	1	2	0	0	0	2
UM/UIM Bod Inj	0	0	0	0	0	9	8	3	20	0	0	0	0	0	0	20
Total	62	20	6	2	90	651	593	247	1,491	160	154	314	411	2,464	2,875	4,770

NOTE: Some Multicounty Litigation (MCL) cases were transferred in November 2014: Atlantic to Bergen = 8,935; Atlantic to Middlesex = 4,070.

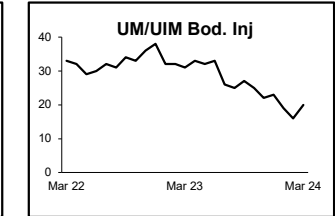
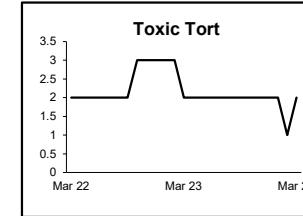
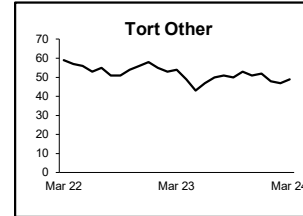
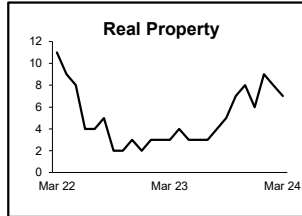
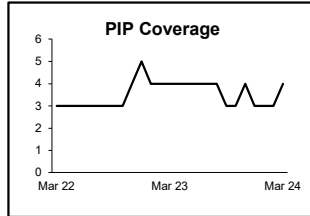
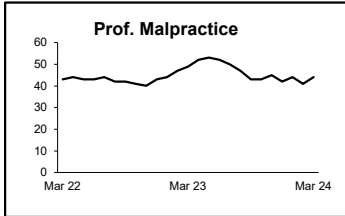
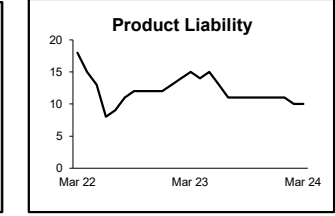
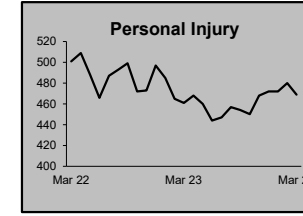
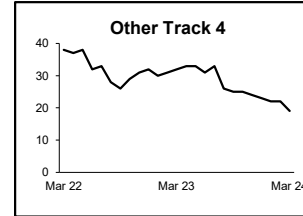
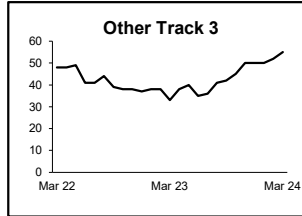
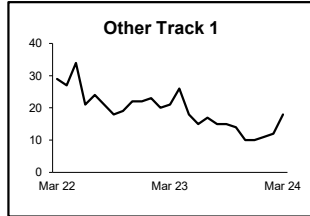
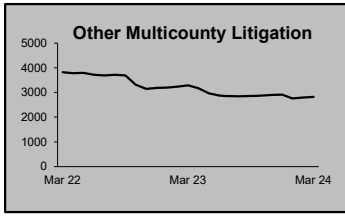
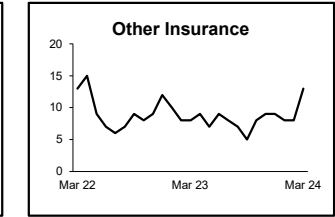

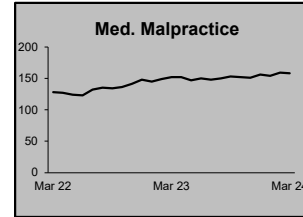
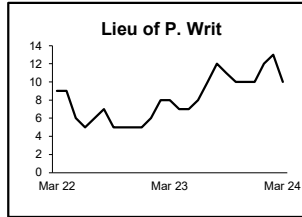
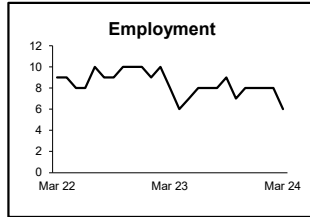
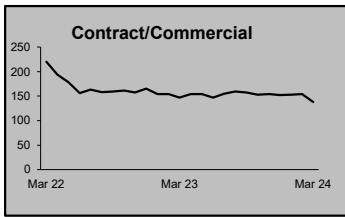
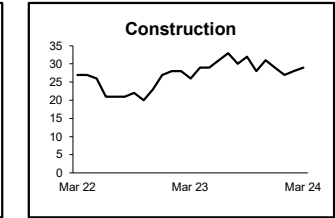
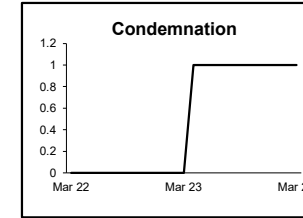
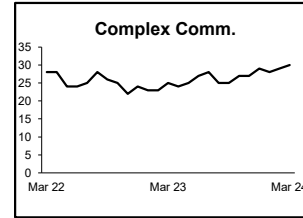
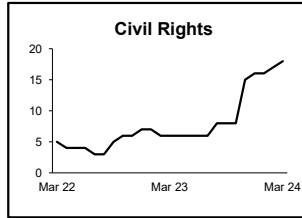
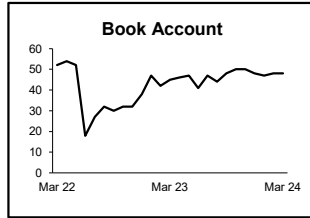
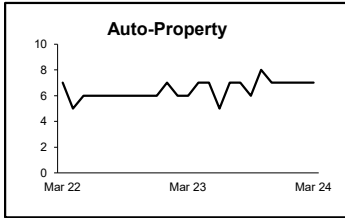
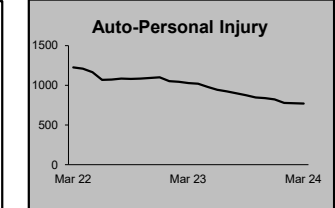
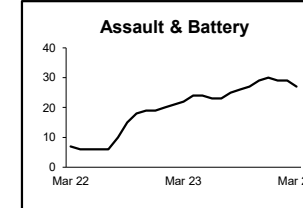
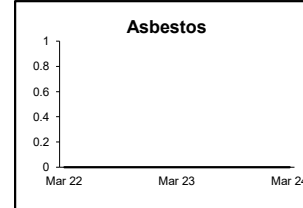
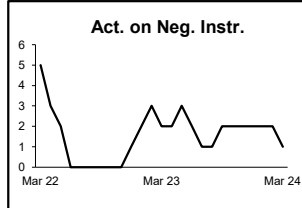
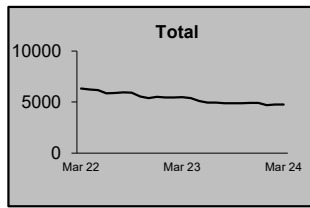
CIVIL RESOLUTION SUMMARY BY CASETYPE
JULY 2023 - MARCH 2024
BERGEN

	Trial			Summary	Default					Total	Percent resolved by						Monthly Resolutions
	Jury	Nonjury	Total		Judgment	Settlement	Judgment	Dismiss	Other		Trial	Sum Jud	Settle	Default J	Dismiss	Other	
Act on Neg Inst	0	0	0	1	3	5	2	1	12	0%	8%	25%	42%	17%	8%		
Asbestos	0	0	0	0	0	0	0	0	0	0%	0%	0%	0%	0%	0%		
Assault & Bat	0	0	0	1	7	1	6	1	16	0%	6%	44%	6%	38%	6%		
Auto - Pers Inj	23	0	23	6	1,429	4	408	40	1,910	1%	0%	75%	0%	21%	2%		
Auto - Property	0	1	1	0	29	17	24	0	71	1%	0%	41%	24%	34%	0%		
Book Account	0	1	1	19	200	221	209	3	653	0%	3%	31%	34%	32%	0%		
Civil Rights	0	0	0	0	4	1	11	1	17	0%	0%	24%	6%	65%	6%		
Complex Commerc	0	0	0	0	13	0	14	4	31	0%	0%	42%	0%	45%	13%		
Condemnation	0	0	0	0	2	0	3	0	5	0%	0%	40%	0%	60%	0%		
Construction	0	1	1	0	22	6	12	1	42	2%	0%	52%	14%	29%	2%		
Contract/Commer	2	12	14	23	312	108	309	28	794	2%	3%	39%	14%	39%	4%		
Employment	0	0	0	0	10	0	8	3	21	0%	0%	48%	0%	38%	14%		
Lieu of P. Writ	0	16	16	0	17	0	14	0	47	34%	0%	36%	0%	30%	0%		
Medical Malprac	0	0	0	6	54	0	32	1	93	0%	6%	58%	0%	34%	1%		
Name Change	0	0	0	0	0	0	15	203	218	0%	0%	0%	0%	7%	93%		
Other Insurance	0	0	0	1	22	0	10	4	37	0%	3%	59%	0%	27%	11%		
Other MCL	0	0	0	0	98	0	295	1	394	0%	0%	25%	0%	75%	0%		
Other Track 1	1	1	2	4	105	14	91	23	239	1%	2%	44%	6%	38%	10%		
Other Track 3	1	0	1	1	80	1	39	18	140	1%	1%	57%	1%	28%	13%		
Other Track 4	0	0	0	1	12	3	11	1	28	0%	4%	43%	11%	39%	4%		
Personal Injury	3	0	3	13	527	3	159	26	731	0%	2%	72%	0%	22%	4%		
Prod Liability	0	0	0	0	10	0	3	3	16	0%	0%	63%	0%	19%	19%		
Prof Malpractic	0	1	1	2	29	1	15	3	51	2%	4%	57%	2%	29%	6%		
PIP Coverage	0	0	0	0	8	0	11	0	19	0%	0%	42%	0%	58%	0%		
Real Property	0	0	0	1	17	3	12	1	34	0%	3%	50%	9%	35%	3%		
Tort Other	0	0	0	5	75	6	44	10	140	0%	4%	54%	4%	31%	7%		
Toxic Tort	0	0	0	0	0	0	1	2	3	0%	0%	0%	0%	33%	67%		
UM/UIM Bod Inj	1	0	1	0	69	0	19	2	91	1%	0%	76%	0%	21%	2%		
Total	31	33	64	84	3,154	394	1,777	380	5,853	1%	1%	54%	7%	30%	6%		

NOTE: Some Multicounty Litigation (MCL) cases were transferred in November 2014: Atlantic to Bergen = 8,935; Atlantic to Middlesex = 4,070.

**CIVIL BACKLOG BY CASETYPE
MARCH 2024
BERGEN**

	Total	Backlog	% chg
Mar 22		6,342	
Mar 23		5,468	-14%
Mar 24		4,770	-13%



1) Casetypes with the state's largest backlogs are highlighted.

2) Some Multicounty Litigation (MCL) cases were transferred in November 2014: Atlantic to Bergen = 8,935; Atlantic to Middlesex = 4,070.

CIVIL CASELOAD SUMMARY BY CASETYPE
JULY 2023 - MARCH 2024
BURLINGTON

	Filings			Resolutions			Clearance		Backlog			Backlog Percent		Backlog Per 100 Monthly Filings		Active Pending		
	Jul 2022 to Mar 2023	Jul 2023 to Mar 2024	percent change	Jul 2022 to Mar 2023	Jul 2023 to Mar 2024	percent change	Jul 2023 - Mar 2024		Mar 2023	Mar 2024	percent change	Mar 2023	Mar 2024	Mar 2023	Mar 2024	Mar 2023	Mar 2024	percent change
							number	percent										
Act on Neg Inst	15	15	0%	12	11	-8%	-4	73%	0	0	0%	0%	0%	0	0	4	12	200%
Asbestos	0	0	0%	0	0	0%	0	100%	0	0	0%	0%	0%	0	0	0	0	0%
Assault & Bat	2	4	100%	5	6	20%	2	150%	7	13	86%	32%	57%	4,200	1,950	22	23	5%
Auto - Pers Inj	478	489	2%	499	461	-8%	-28	94%	153	105	-31%	20%	14%	297	198	764	748	-2%
Auto - Property	20	32	60%	18	24	33%	-8	75%	1	1	0%	5%	3%	46	28	21	33	57%
Book Account	255	202	-21%	274	203	-26%	1	100%	1	0	-100%	1%	0%	3	0	138	123	-11%
Civil Rights	19	15	-21%	8	16	100%	1	107%	3	4	33%	13%	31%	164	300	24	13	-46%
Complex Commer	5	7	40%	7	10	43%	3	143%	8	2	-75%	57%	14%	1,371	267	14	14	0%
Condemnation	4	1	-75%	2	7	250%	6	700%	0	0	0%	0%	0%	0	0	5	1	-80%
Construction	18	12	-33%	15	9	-40%	-3	75%	5	4	-20%	19%	20%	261	343	26	20	-23%
Contract/Commer	368	375	2%	363	393	8%	18	105%	39	30	-23%	11%	8%	102	69	355	372	5%
Employment	8	11	38%	9	5	-44%	-6	45%	2	1	-50%	29%	8%	185	80	7	12	71%
Lieu of P. Writ	16	14	-13%	17	18	6%	4	129%	0	0	0%	0%	0%	0	0	20	12	-40%
Medical Malprac	49	38	-22%	38	40	5%	2	105%	41	38	-7%	32%	30%	807	800	129	128	-1%
Name Change	119	127	7%	124	130	5%	3	102%	0	0	0%	0%	0%	0	0	22	20	-9%
Other Insurance	9	16	78%	7	7	0%	-9	44%	0	0	0%	0%	0%	0	0	5	12	140%
Other MCL	0	0	0%	0	0	0%	0	100%	0	0	0%	0%	0%	0	0	0	0	0%
Other Track 1	116	110	-5%	109	95	-13%	-15	86%	1	1	0%	2%	2%	7	8	57	53	-7%
Other Track 3	115	126	10%	116	104	-10%	-22	83%	21	10	-52%	14%	6%	170	74	147	162	10%
Other Track 4	16	12	-25%	23	8	-65%	-4	67%	3	7	133%	12%	29%	171	700	26	24	-8%
Personal Injury	232	199	-14%	208	231	11%	32	116%	78	58	-26%	19%	18%	306	273	402	331	-18%
Prod Liability	6	7	17%	6	11	83%	4	157%	6	6	0%	43%	40%	900	655	14	15	7%
Prof Malpractic	7	10	43%	15	10	-33%	0	100%	6	6	0%	23%	17%	514	450	26	35	35%
PIP Coverage	5	4	-20%	9	2	-78%	-2	50%	0	0	0%	0%	0%	0	0	1	4	300%
Real Property	11	8	-27%	9	7	-22%	-1	88%	0	0	0%	0%	0%	0	0	6	5	-17%
Tort Other	56	49	-13%	51	49	-4%	0	100%	16	10	-38%	21%	15%	263	176	76	66	-13%
Toxic Tort	1	2	100%	1	1	0%	-1	50%	0	0	0%	0%	0%	0	0	1	2	100%
UM/UIIM Bod Inj	48	34	-29%	28	40	43%	6	118%	12	10	-17%	16%	17%	232	235	73	59	-19%
Total	1,998	1,919	-4%	1,973	1,898	-4%	-21	99%	403	306	-24%	17%	13%	182	142	2,385	2,299	-4%

NOTE: Some Multicounty Litigation (MCL) cases were transferred in November 2014: Atlantic to Bergen = 8,935; Atlantic to Middlesex = 4,070.

CIVIL BACKLOG SUMMARY BY CASETYPE

March 2024

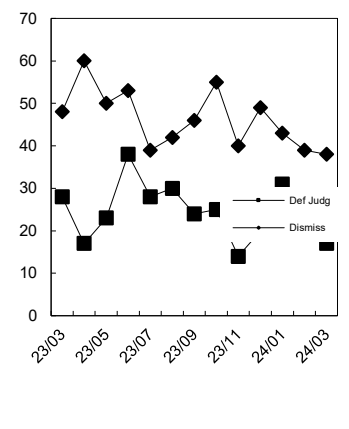
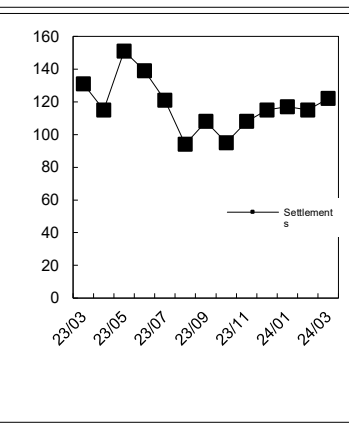
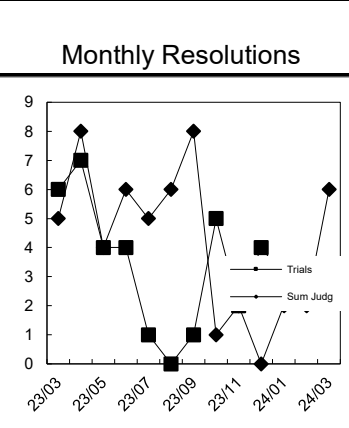
BURLINGTON

	Cases in Backlog															
	Track 1					Track 2				Track 3			Track 4			Total Backlog
	12 to 18 months	18 to 24 months	24 to 36 months	over 36 months	Total Track 1	18 to 24 months	24 to 36 months	over 36 months	Total Track 2	24 to 36 months	over 36 months	Total Track 3	24 to 36 months	over 36 months	Total Track 4	
Act on Neg Inst	0	0	0	0	0	0	0	0	0	0	0	0	0	0	0	0
Asbestos	0	0	0	0	0	0	0	0	0	0	0	0	0	0	0	0
Assault & Bat	0	0	0	0	0	0	0	0	0	9	4	13	0	0	0	13
Auto - Pers Inj	0	0	0	0	0	67	31	7	105	0	0	0	0	0	0	105
Auto - Property	0	0	0	0	0	1	0	0	1	0	0	0	0	0	0	1
Book Account	0	0	0	0	0	0	0	0	0	0	0	0	0	0	0	0
Civil Rights	0	0	0	0	0	0	0	0	0	1	3	4	0	0	0	4
Complex Comm	0	0	0	0	0	0	0	0	0	0	0	0	0	2	2	2
Condemnation	0	0	0	0	0	0	0	0	0	0	0	0	0	0	0	0
Construction	0	0	0	0	0	1	2	1	4	0	0	0	0	0	0	4
Contract/Comm	0	0	0	0	0	15	11	4	30	0	0	0	0	0	0	30
Employment	0	0	0	0	0	1	0	0	1	0	0	0	0	0	0	1
Lieu of P. Writ	0	0	0	0	0	0	0	0	0	0	0	0	0	0	0	0
Medical Malprac	0	0	0	0	0	0	0	0	0	23	15	38	0	0	0	38
Name Change	0	0	0	0	0	0	0	0	0	0	0	0	0	0	0	0
Other Insurance	0	0	0	0	0	0	0	0	0	0	0	0	0	0	0	0
Other MCL	0	0	0	0	0	0	0	0	0	0	0	0	0	0	0	0
Other Track 1	1	0	0	0	1	0	0	0	0	0	0	0	0	0	0	1
Other Track 3	0	0	0	0	0	0	0	0	0	9	1	10	0	0	0	10
Other Track 4	0	0	0	0	0	0	0	0	0	0	0	0	5	2	7	7
Personal Injury	0	0	0	0	0	35	21	2	58	0	0	0	0	0	0	58
Prod Liability	0	0	0	0	0	0	0	0	0	3	3	6	0	0	0	6
Prof Malpractic	0	0	0	0	0	0	0	0	0	6	0	6	0	0	0	6
PIP Coverage	0	0	0	0	0	0	0	0	0	0	0	0	0	0	0	0
Real Property	0	0	0	0	0	0	0	0	0	0	0	0	0	0	0	0
Tort Other	0	0	0	0	0	6	2	2	10	0	0	0	0	0	0	10
Toxic Tort	0	0	0	0	0	0	0	0	0	0	0	0	0	0	0	0
UM/UIM Bod Inj	0	0	0	0	0	9	1	0	10	0	0	0	0	0	0	10
Total	1	0	0	0	1	135	68	16	219	51	26	77	5	4	9	306

NOTE: Some Multicounty Litigation (MCL) cases were transferred in November 2014: Atlantic to Bergen = 8,935; Atlantic to Middlesex = 4,070.

CIVIL RESOLUTION SUMMARY BY CASETYPE
JULY 2023 - MARCH 2024
BURLINGTON

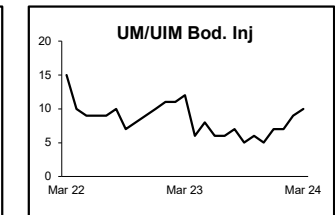
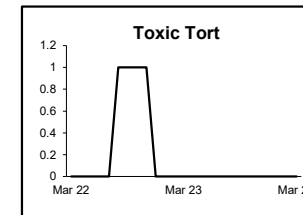
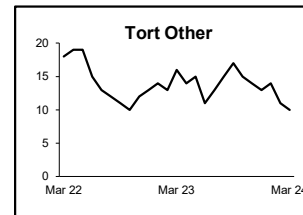
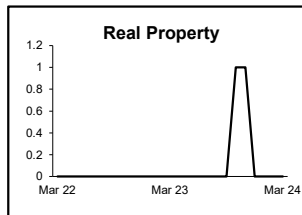
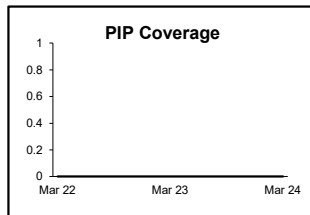
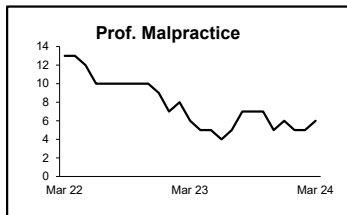
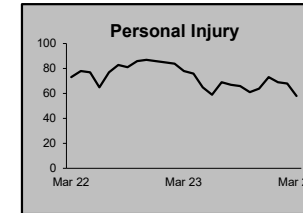
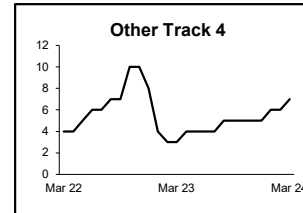
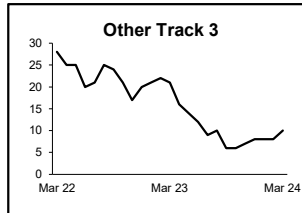
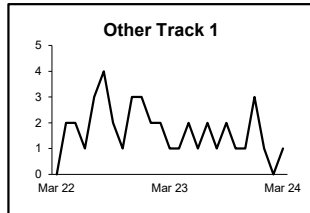
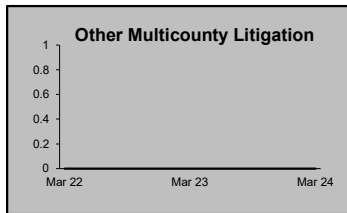
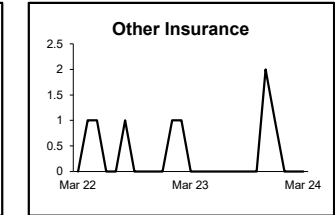

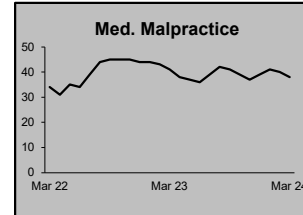
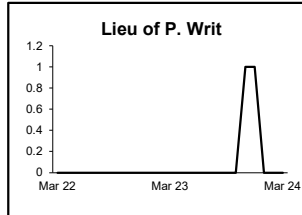
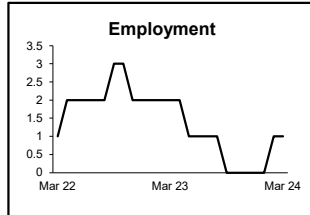
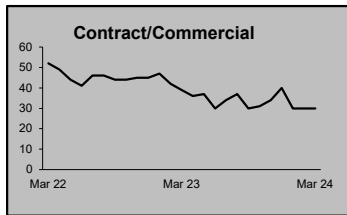
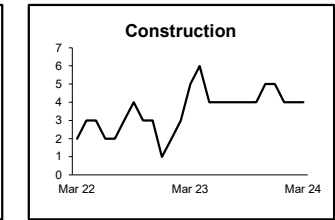
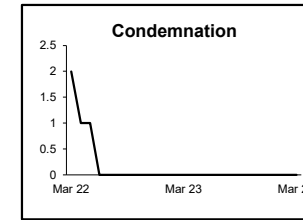
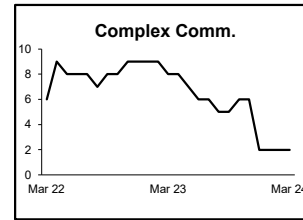
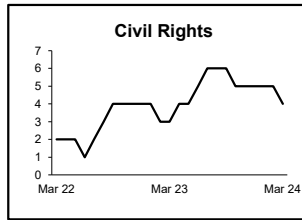
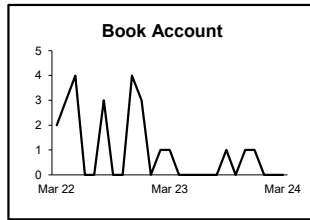
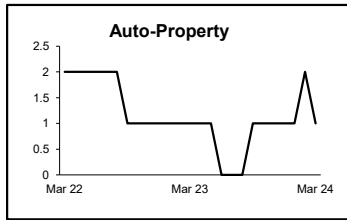
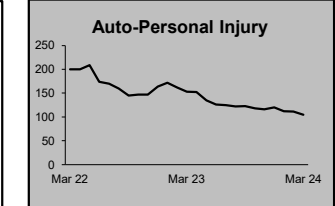
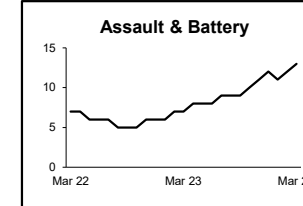
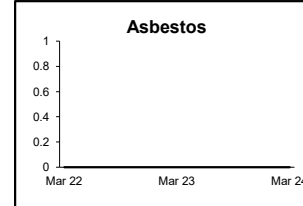

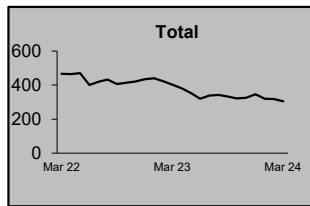
	Trial			Summary	Default				Total	Percent resolved by					
	Jury	Nonjury	Total		Judgment	Settlement	Judgment	Dismiss		Other	Trial	Sum Jud	Settle	Default J	Dismiss
Act on Neg Inst	0	0	0	0	2	8	1	0	11	0%	0%	18%	73%	9%	0%
Asbestos	0	0	0	0	0	0	0	0	0	0%	0%	0%	0%	0%	0%
Assault & Bat	0	0	0	0	3	0	3	0	6	0%	0%	50%	0%	50%	0%
Auto - Pers Inj	11	0	11	0	358	3	73	16	461	2%	0%	78%	1%	16%	3%
Auto - Property	0	1	1	0	7	9	6	1	24	4%	0%	29%	38%	25%	4%
Book Account	0	0	0	9	59	77	57	1	203	0%	4%	29%	38%	28%	0%
Civil Rights	1	0	1	1	1	0	8	5	16	6%	6%	6%	0%	50%	31%
Complex Commerc	0	0	0	0	7	0	1	2	10	0%	0%	70%	0%	10%	20%
Condemnation	0	0	0	4	1	0	1	1	7	0%	57%	14%	0%	14%	14%
Construction	0	0	0	0	5	0	3	1	9	0%	0%	56%	0%	33%	11%
Contract/Commer	1	1	2	9	158	103	113	8	393	1%	2%	40%	26%	29%	2%
Employment	0	0	0	0	4	0	1	0	5	0%	0%	80%	0%	20%	0%
Lieu of P. Writ	0	0	0	0	9	0	5	4	18	0%	0%	50%	0%	28%	22%
Medical Malprac	5	0	5	0	24	0	10	1	40	13%	0%	60%	0%	25%	3%
Name Change	0	0	0	0	0	0	1	129	130	0%	0%	0%	0%	1%	99%
Other Insurance	0	0	0	0	4	0	3	0	7	0%	0%	57%	0%	43%	0%
Other MCL	0	0	0	0	0	0	0	0	0	0%	0%	0%	0%	0%	0%
Other Track 1	0	0	0	2	47	2	14	30	95	0%	2%	49%	2%	15%	32%
Other Track 3	0	0	0	1	63	0	18	22	104	0%	1%	61%	0%	17%	21%
Other Track 4	0	0	0	0	2	0	5	1	8	0%	0%	25%	0%	63%	13%
Personal Injury	0	0	0	5	168	2	43	13	231	0%	2%	73%	1%	19%	6%
Prod Liability	0	0	0	0	6	0	2	3	11	0%	0%	55%	0%	18%	27%
Prof Malpractic	1	0	1	0	5	0	3	1	10	10%	0%	50%	0%	30%	10%
PIP Coverage	0	0	0	0	0	0	2	0	2	0%	0%	0%	0%	100%	0%
Real Property	0	0	0	0	2	1	2	2	7	0%	0%	29%	14%	29%	29%
Tort Other	0	1	1	1	29	6	10	2	49	2%	2%	59%	12%	20%	4%
Toxic Tort	0	0	0	0	0	0	0	1	1	0%	0%	0%	0%	0%	100%
UM/UIM Bod Inj	0	0	0	0	31	1	6	2	40	0%	0%	78%	3%	15%	5%
Total	19	3	22	32	995	212	391	246	1,898	1%	2%	52%	11%	21%	13%



NOTE: Some Multicounty Litigation (MCL) cases were transferred in November 2014: Atlantic to Bergen = 8,935; Atlantic to Middlesex = 4,070.

**CIVIL BACKLOG BY CASETYPE
MARCH 2024
BURLINGTON**

	Total	Backlog	% chg
Mar 22		466	
Mar 23		403	-14%
Mar 24		306	-24%



1) Casetypes with the state's largest backlogs are highlighted.

2) Some Multicounty Litigation (MCL) cases were transferred in November 2014: Atlantic to Bergen = 8,935; Atlantic to Middlesex = 4,070.

CIVIL CASELOAD SUMMARY BY CASETYPE
JULY 2023 - MARCH 2024
CAMDEN

	Filings			Resolutions			Clearance		Backlog			Backlog Percent		Backlog Per 100 Monthly Filings		Active Pending		
	Jul 2022 to Mar 2023	Jul 2023 to Mar 2024	percent change	Jul 2022 to Mar 2023	Jul 2023 to Mar 2024	percent change	Jul 2023 - Mar 2024		Mar 2023	Mar 2024	percent change	Mar 2023	Mar 2024	Mar 2023	Mar 2024	Mar 2023	Mar 2024	percent change
							number	percent										
Act on Neg Inst	0	5		1	3	200%	-2	60%	0	0	0%	0%	0%	0	0	0	3	
Asbestos	0	0	0%	0	0	0%	0	100%	0	0	0%	0%	0%	0	0	0	0	0%
Assault & Bat	3	10	233%	17	11	-35%	1	110%	15	4	-73%	27%	22%	2,571	369	55	18	-67%
Auto - Pers Inj	850	795	-6%	1,079	914	-15%	119	115%	225	151	-33%	18%	13%	243	168	1,280	1,119	-13%
Auto - Property	61	61	0%	71	54	-24%	-7	89%	2	2	0%	5%	4%	29	30	44	54	23%
Book Account	319	384	20%	290	357	23%	-27	93%	10	11	10%	5%	5%	28	26	192	235	22%
Civil Rights	15	23	53%	14	25	79%	2	109%	5	4	-20%	7%	17%	250	171	75	24	-68%
Complex Comme	3	5	67%	8	9	13%	4	180%	7	3	-57%	47%	21%	1,680	514	15	14	-7%
Condemnation	5	2	-60%	8	3	-63%	1	150%	2	1	-50%	33%	50%	300	600	6	2	-67%
Construction	6	9	50%	7	10	43%	1	111%	4	1	-75%	31%	10%	600	120	13	10	-23%
Contract/Comme	340	395	16%	374	360	-4%	-35	91%	31	24	-23%	9%	6%	79	55	332	373	12%
Employment	10	13	30%	11	19	73%	6	146%	0	0	0%	0%	0%	0	0	16	13	-19%
Lieu of P. Writ	16	12	-25%	12	9	-25%	-3	75%	3	2	-33%	30%	18%	212	171	10	11	10%
Medical Malprac	65	75	15%	96	73	-24%	-2	97%	91	80	-12%	42%	36%	1,285	960	218	223	2%
Name Change	116	110	-5%	123	119	-3%	9	108%	0	0	0%	0%	0%	0	0	25	22	-12%
Other Insurance	24	24	0%	29	20	-31%	-4	83%	8	5	-38%	38%	23%	310	200	21	22	5%
Other MCL	0	0	0%	0	0	0%	0	100%	0	0	0%	0%	0%	0	0	0	0	0%
Other Track 1	210	171	-19%	201	172	-14%	1	101%	22	11	-50%	15%	10%	96	57	145	107	-26%
Other Track 3	122	133	9%	107	121	13%	-12	91%	26	23	-12%	14%	11%	201	157	190	201	6%
Other Track 4	14	8	-43%	12	13	8%	5	163%	11	8	-27%	46%	47%	825	738	24	17	-29%
Personal Injury	476	421	-12%	466	439	-6%	18	104%	156	116	-26%	19%	16%	305	248	839	712	-15%
Prod Liability	7	13	86%	11	13	18%	0	100%	6	11	83%	24%	35%	720	629	25	31	24%
Prof Malpractic	28	24	-14%	29	27	-7%	3	113%	16	8	-50%	25%	13%	533	310	63	61	-3%
PIP Coverage	9	11	22%	11	9	-18%	-2	82%	1	1	0%	17%	13%	100	80	6	8	33%
Real Property	16	18	13%	17	18	6%	0	100%	4	1	-75%	24%	6%	192	40	17	17	0%
Tort Other	64	50	-22%	80	64	-20%	14	128%	29	14	-52%	31%	25%	409	230	95	57	-40%
Toxic Tort	0	1		0	0	0%	-1	0%	1	1	0%	100%	33%	600		1	3	200%
UM/UIM Bod Inj	93	77	-17%	113	93	-18%	16	121%	14	10	-29%	12%	11%	140	114	116	94	-19%
Total	2,872	2,850	-1%	3,187	2,955	-7%	105	104%	689	492	-29%	18%	14%	218	154	3,823	3,451	-10%

NOTE: Some Multicounty Litigation (MCL) cases were transferred in November 2014: Atlantic to Bergen = 8,935; Atlantic to Middlesex = 4,070.

CIVIL BACKLOG SUMMARY BY CASETYPE

March 2024

CAMDEN

	Cases in Backlog															
	Track 1					Track 2				Track 3			Track 4			Total Backlog
	12 to 18 months	18 to 24 months	24 to 36 months	over 36 months	Total Track 1	18 to 24 months	24 to 36 months	over 36 months	Total Track 2	24 to 36 months	over 36 months	Total Track 3	24 to 36 months	over 36 months	Total Track 4	
Act on Neg Inst	0	0	0	0	0	0	0	0	0	0	0	0	0	0	0	0
Asbestos	0	0	0	0	0	0	0	0	0	0	0	0	0	0	0	0
Assault & Bat	0	0	0	0	0	0	0	0	0	4	0	4	0	0	0	4
Auto - Pers Inj	0	0	0	0	0	85	50	16	151	0	0	0	0	0	0	151
Auto - Property	0	0	0	0	0	1	1	0	2	0	0	0	0	0	0	2
Book Account	9	1	1	0	11	0	0	0	0	0	0	0	0	0	0	11
Civil Rights	0	0	0	0	0	0	0	0	0	3	1	4	0	0	0	4
Complex Comm	0	0	0	0	0	0	0	0	0	0	0	0	1	2	3	3
Condemnation	0	0	0	0	0	0	0	0	0	1	0	1	0	0	0	1
Construction	0	0	0	0	0	1	0	0	1	0	0	0	0	0	0	1
Contract/Comm	0	0	0	0	0	11	9	4	24	0	0	0	0	0	0	24
Employment	0	0	0	0	0	0	0	0	0	0	0	0	0	0	0	0
Lieu of P. Writ	0	0	0	0	0	0	0	0	0	0	0	0	0	2	2	2
Medical Malprac	0	0	0	0	0	0	0	0	0	33	47	80	0	0	0	80
Name Change	0	0	0	0	0	0	0	0	0	0	0	0	0	0	0	0
Other Insurance	1	1	2	0	4	1	0	0	1	0	0	0	0	0	0	5
Other MCL	0	0	0	0	0	0	0	0	0	0	0	0	0	0	0	0
Other Track 1	7	4	0	0	11	0	0	0	0	0	0	0	0	0	0	11
Other Track 3	0	0	0	0	0	0	0	0	0	12	11	23	0	0	0	23
Other Track 4	0	0	0	0	0	0	0	0	0	0	0	0	0	8	8	8
Personal Injury	0	0	0	0	0	59	50	6	115	0	0	0	1	0	1	116
Prod Liability	0	0	0	0	0	0	0	0	0	10	1	11	0	0	0	11
Prof Malpractic	0	0	0	0	0	0	0	0	0	7	1	8	0	0	0	8
PIP Coverage	0	1	0	0	1	0	0	0	0	0	0	0	0	0	0	1
Real Property	1	0	0	0	1	0	0	0	0	0	0	0	0	0	0	1
Tort Other	0	0	0	0	0	5	6	3	14	0	0	0	0	0	0	14
Toxic Tort	0	0	0	0	0	0	0	0	0	0	1	1	0	0	0	1
UM/UIM Bod Inj	0	0	0	0	0	8	1	1	10	0	0	0	0	0	0	10
Total	18	7	3	0	28	171	117	30	318	70	62	132	2	12	14	492

NOTE: Some Multicounty Litigation (MCL) cases were transferred in November 2014: Atlantic to Bergen = 8,935; Atlantic to Middlesex = 4,070.

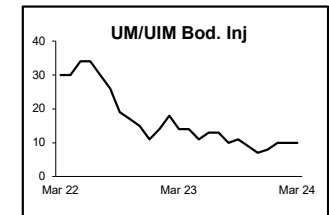
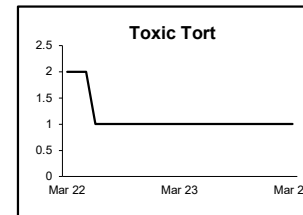
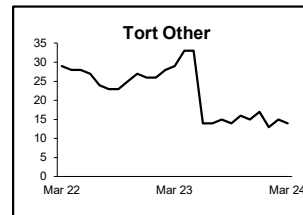
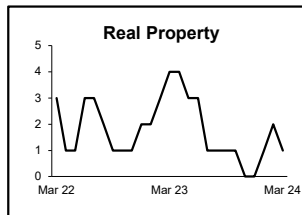
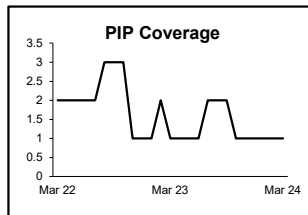
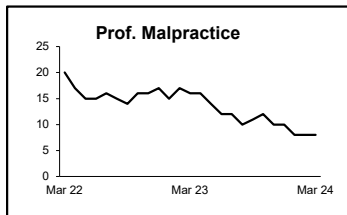
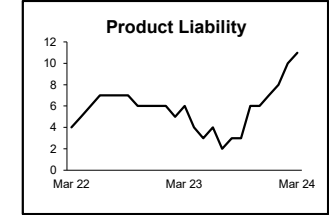
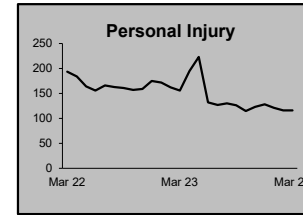
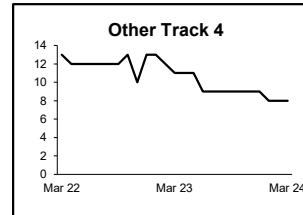
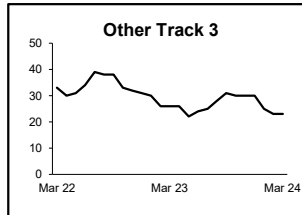
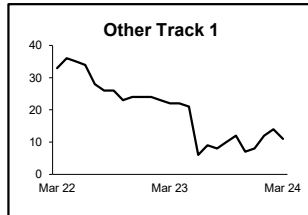
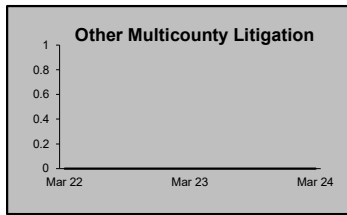
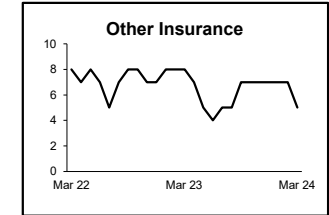

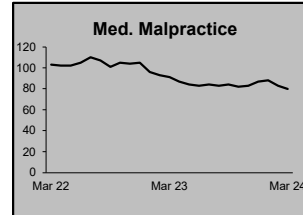
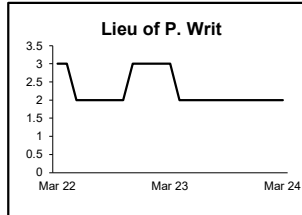
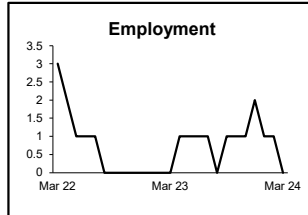
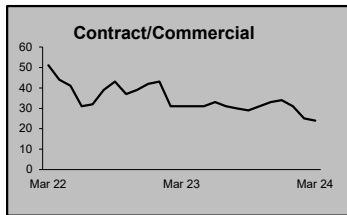
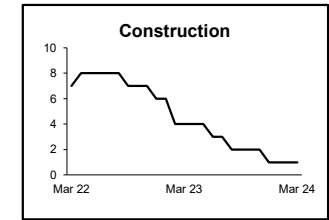
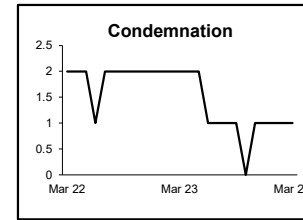
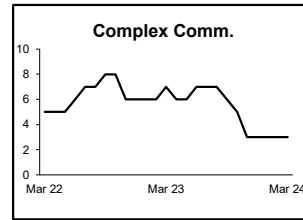
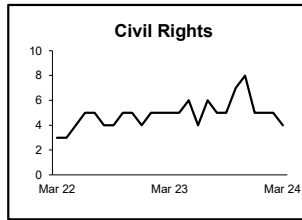
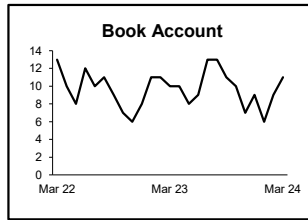
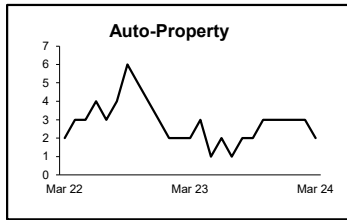
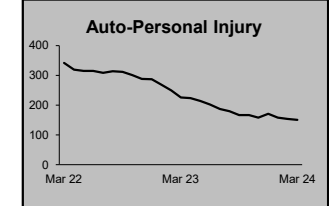
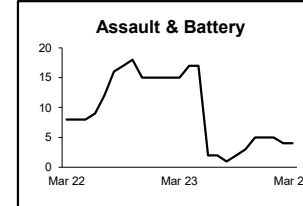
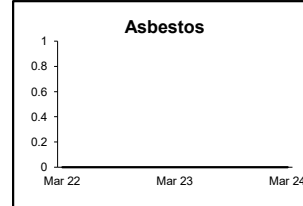

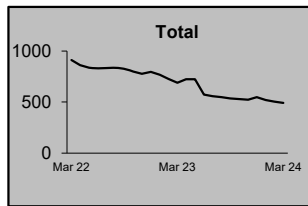
**CIVIL RESOLUTION SUMMARY BY CASETYPE
JULY 2023 - MARCH 2024
CAMDEN**

	Trial			Summary					Total	Percent resolved by						Monthly Resolutions
	Jury	Nonjury	Total	Judgment	Settlement	Default Judgment	Dismiss	Other		Trial	Sum Jud	Settle	Default J	Dismiss	Other	
Act on Neg Inst	0	0	0	0	0	0	2	1	3	0%	0%	0%	0%	67%	33%	
Asbestos	0	0	0	0	0	0	0	0	0	0%	0%	0%	0%	0%	0%	
Assault & Bat	0	0	0	0	4	0	7	0	11	0%	0%	36%	0%	64%	0%	
Auto - Pers Inj	17	1	18	0	317	8	541	30	914	2%	0%	35%	1%	59%	3%	
Auto - Property	0	0	0	0	8	27	19	0	54	0%	0%	15%	50%	35%	0%	
Book Account	0	1	1	14	64	146	127	5	357	0%	4%	18%	41%	36%	1%	
Civil Rights	0	0	0	0	5	0	16	4	25	0%	0%	20%	0%	64%	16%	
Complex Commerc	0	2	2	0	5	0	0	2	9	22%	0%	56%	0%	0%	22%	
Condemnation	0	0	0	0	1	0	1	1	3	0%	0%	33%	0%	33%	33%	
Construction	0	0	0	0	5	0	5	0	10	0%	0%	50%	0%	50%	0%	
Contract/Commer	2	2	4	5	71	79	179	22	360	1%	1%	20%	22%	50%	6%	
Employment	0	0	0	0	3	1	11	4	19	0%	0%	16%	5%	58%	21%	
Lieu of P. Writ	0	1	1	0	0	0	7	1	9	11%	0%	0%	0%	78%	11%	
Medical Malprac	5	0	5	0	36	0	25	7	73	7%	0%	49%	0%	34%	10%	
Name Change	0	0	0	0	0	0	5	114	119	0%	0%	0%	0%	4%	96%	
Other Insurance	0	0	0	1	5	0	12	2	20	0%	5%	25%	0%	60%	10%	
Other MCL	0	0	0	0	0	0	0	0	0	0%	0%	0%	0%	0%	0%	
Other Track 1	1	1	2	0	45	6	73	46	172	1%	0%	26%	3%	42%	27%	
Other Track 3	3	0	3	1	35	0	59	23	121	2%	1%	29%	0%	49%	19%	
Other Track 4	0	0	0	0	3	2	7	1	13	0%	0%	23%	15%	54%	8%	
Personal Injury	5	0	5	1	151	6	246	30	439	1%	0%	34%	1%	56%	7%	
Prod Liability	0	0	0	0	4	0	6	3	13	0%	0%	31%	0%	46%	23%	
Prof Malpractic	1	0	1	1	9	0	14	2	27	4%	4%	33%	0%	52%	7%	
PIP Coverage	0	0	0	0	1	1	7	0	9	0%	0%	11%	11%	78%	0%	
Real Property	0	0	0	0	6	4	8	0	18	0%	0%	33%	22%	44%	0%	
Tort Other	2	0	2	0	21	0	33	8	64	3%	0%	33%	0%	52%	13%	
Toxic Tort	0	0	0	0	0	0	0	0	0	0%	0%	0%	0%	0%	0%	
UM/UIM Bod Inj	2	0	2	0	35	4	49	3	93	2%	0%	38%	4%	53%	3%	
Total	38	8	46	23	834	284	1,459	309	2,955	2%	1%	28%	10%	49%	10%	

NOTE: Some Multicounty Litigation (MCL) cases were transferred in November 2014: Atlantic to Bergen = 8,935; Atlantic to Middlesex = 4,070.

**CIVIL BACKLOG BY CASETYPE
MARCH 2024
CAMDEN**

	Total	Backlog	% chg
Mar 22		913	
Mar 23		689	-25%
Mar 24		492	-29%



- 1) Casetypes with the state's largest backlogs are highlighted.
- 2) Some Multicounty Litigation (MCL) cases were transferred in November 2014: Atlantic to Bergen = 8,935; Atlantic to Middlesex = 4,070.

CIVIL CASELOAD SUMMARY BY CASETYPE
JULY 2023 - MARCH 2024
CAPE MAY

	Filings			Resolutions			Clearance		Backlog			Backlog Percent		Backlog Per 100 Monthly Filings		Active Pending		
	Jul 2022	Jul 2023	percent change	Jul 2022	Jul 2023	percent change	Jul 2023 - Mar 2024 number	percent	Mar 2023	Mar 2024	percent change	Mar 2023	Mar 2024	Mar 2023	Mar 2024	Mar 2023	Mar 2024	percent change
	to Mar 2023	to Mar 2024		to Mar 2023	to Mar 2024				Mar 2023	Mar 2024		Mar 2023	Mar 2024	Mar 2023	Mar 2024			
Act on Neg Inst	1	7	600%	1	6	500%	-1	86%	0	0	0%	0%	0%	0	0	1	2	100%
Asbestos	0	0	0%	0	0	0%	0	100%	0	0	0%	0%	0%	0	0	0	0	0%
Assault & Bat	4	4	0%	3	5	67%	1	125%	8	8	0%	38%	53%	1,920	2,400	21	15	-29%
Auto - Pers Inj	48	45	-6%	57	54	-5%	9	120%	11	13	18%	16%	19%	189	248	70	67	-4%
Auto - Property	6	7	17%	4	9	125%	2	129%	0	0	0%	0%	0%	0	0	5	4	-20%
Book Account	40	38	-5%	43	46	7%	8	121%	1	2	100%	4%	10%	21	44	26	21	-19%
Civil Rights	5	4	-20%	4	1	-75%	-3	25%	2	12	500%	13%	67%	400	2,880	15	18	20%
Complex Comme	2	0	-100%	2	0	-100%	0	100%	2	2	0%	67%	100%	1,200		3	2	-33%
Condemnation	0	0	0%	0	1		1	100%	2	1	-50%	100%	100%			2	1	-50%
Construction	10	11	10%	7	7	0%	-4	64%	0	2		0%	13%	0	171	12	16	33%
Contract/Comme	83	75	-10%	62	68	10%	-7	91%	6	6	0%	8%	8%	69	77	77	75	-3%
Employment	2	3	50%	0	1		-2	33%	0	0	0%	0%	0%	0	0	2	4	100%
Lieu of P. Writ	13	6	-54%	7	14	100%	8	233%	1	1	0%	7%	14%	71	133	15	7	-53%
Medical Malprac	4	6	50%	6	3	-50%	-3	50%	5	6	20%	36%	38%	1,000	1,029	14	16	14%
Name Change	20	22	10%	16	18	13%	-4	82%	0	0	0%	0%	0%	0	0	7	9	29%
Other Insurance	6	3	-50%	2	4	100%	1	133%	3	3	0%	38%	60%	600	1,200	8	5	-38%
Other MCL	0	0	0%	0	0	0%	0	100%	0	0	0%	0%	0%	0	0	0	1	
Other Track 1	36	23	-36%	34	29	-15%	6	126%	12	3	-75%	36%	15%	277	109	33	20	-39%
Other Track 3	20	22	10%	21	21	0%	-1	95%	9	6	-33%	21%	15%	327	288	42	39	-7%
Other Track 4	1	4	300%	2	0	-100%	-4	0%	1	2	100%	33%	29%	600	600	3	7	133%
Personal Injury	74	55	-26%	55	68	24%	13	124%	24	29	21%	19%	21%	335	355	125	137	10%
Prod Liability	1	1	0%	0	5		4	500%	2	1	-50%	50%	100%	1,200	600	4	1	-75%
Prof Malpractic	2	6	200%	3	7	133%	1	117%	0	5		0%	42%	0	750	11	12	9%
PIP Coverage	0	1		0	1		0	100%	0	0	0%	0%	0%	0	0	0	0	0%
Real Property	3	3	0%	5	4	-20%	1	133%	0	0	0%	0%	0%	0	0	1	4	300%
Tort Other	13	16	23%	19	11	-42%	-5	69%	6	5	-17%	29%	18%	343	261	21	28	33%
Toxic Tort	0	0	0%	2	0	-100%	0	100%	0	0	0%	0%	0%	0	0	0	0	0%
UM/UIM Bod Inj	2	3	50%	3	2	-33%	-1	67%	0	0	0%	0%	0%	0	0	2	3	50%
Total	396	365	-8%	358	385	8%	20	105%	95	107	13%	18%	21%	216	252	520	514	-1%

NOTE: Some Multicounty Litigation (MCL) cases were transferred in November 2014: Atlantic to Bergen = 8,935; Atlantic to Middlesex = 4,070.

CIVIL BACKLOG SUMMARY BY CASETYPE

March 2024

CAPE MAY

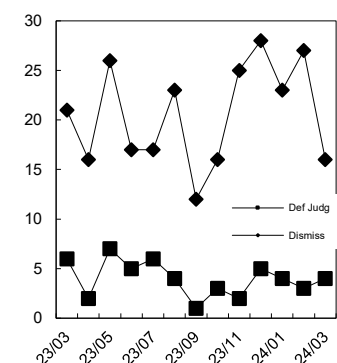
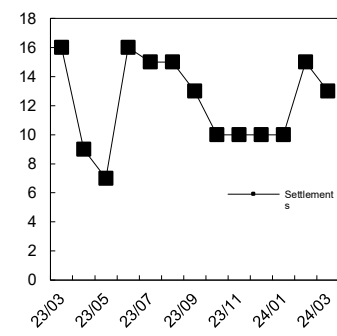
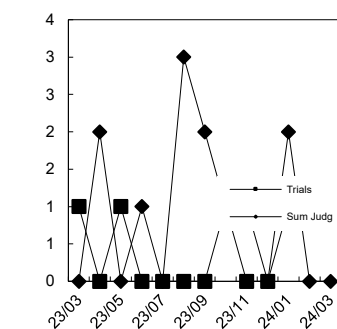
	Cases in Backlog															
	Track 1					Track 2				Track 3			Track 4			Total Backlog
	12 to 18 months	18 to 24 months	24 to 36 months	over 36 months	Total Track 1	18 to 24 months	24 to 36 months	over 36 months	Total Track 2	24 to 36 months	over 36 months	Total Track 3	24 to 36 months	over 36 months	Total Track 4	
Act on Neg Inst	0	0	0	0	0	0	0	0	0	0	0	0	0	0	0	0
Asbestos	0	0	0	0	0	0	0	0	0	0	0	0	0	0	0	0
Assault & Bat	0	0	0	0	0	0	0	0	0	4	4	8	0	0	0	0
Auto - Pers Inj	0	0	0	0	0	7	5	1	13	0	0	0	0	0	0	0
Auto - Property	0	0	0	0	0	0	0	0	0	0	0	0	0	0	0	0
Book Account	1	1	0	0	2	0	0	0	0	0	0	0	0	0	0	0
Civil Rights	0	0	0	0	0	0	0	0	0	10	2	12	0	0	0	0
Complex Comm	0	0	0	0	0	0	0	0	0	0	0	0	0	2	2	2
Condemnation	0	0	0	0	0	0	0	0	0	0	1	1	0	0	0	0
Construction	0	0	0	0	0	1	1	0	2	0	0	0	0	0	0	0
Contract/Comm	0	0	0	0	0	4	0	2	6	0	0	0	0	0	0	0
Employment	0	0	0	0	0	0	0	0	0	0	0	0	0	0	0	0
Lieu of P. Writ	0	0	0	0	0	0	0	0	0	0	0	0	0	1	1	1
Medical Malprac	0	0	0	0	0	0	0	0	0	4	2	6	0	0	0	0
Name Change	0	0	0	0	0	0	0	0	0	0	0	0	0	0	0	0
Other Insurance	2	0	0	1	3	0	0	0	0	0	0	0	0	0	0	0
Other MCL	0	0	0	0	0	0	0	0	0	0	0	0	0	0	0	0
Other Track 1	0	0	2	1	3	0	0	0	0	0	0	0	0	0	0	0
Other Track 3	0	0	0	0	0	0	0	0	0	2	4	6	0	0	0	0
Other Track 4	0	0	0	0	0	0	0	0	0	0	0	0	1	1	2	2
Personal Injury	0	0	0	0	0	16	13	0	29	0	0	0	0	0	0	0
Prod Liability	0	0	0	0	0	0	0	0	0	0	1	1	0	0	0	0
Prof Malpractic	0	0	0	0	0	0	0	0	0	5	0	5	0	0	0	0
PIP Coverage	0	0	0	0	0	0	0	0	0	0	0	0	0	0	0	0
Real Property	0	0	0	0	0	0	0	0	0	0	0	0	0	0	0	0
Tort Other	0	0	0	0	0	1	3	1	5	0	0	0	0	0	0	0
Toxic Tort	0	0	0	0	0	0	0	0	0	0	0	0	0	0	0	0
UM/UIM Bod Inj	0	0	0	0	0	0	0	0	0	0	0	0	0	0	0	0
Total	3	1	2	2	8	29	22	4	55	25	14	39	1	4	5	107

NOTE: Some Multicounty Litigation (MCL) cases were transferred in November 2014: Atlantic to Bergen = 8,935; Atlantic to Middlesex = 4,070.

CIVIL RESOLUTION SUMMARY BY CASETYPE
JULY 2023 - MARCH 2024
CAPE MAY

	Trial			Summary	Default				Total	Percent resolved by					
	Jury	Nonjury	Total		Judgment	Settlement	Judgment	Dismiss		Other	Trial	Sum Jud	Settle	Default J	Dismiss
Act on Neg Inst	0	0	0	0	0	1	2	3	6	0%	0%	0%	17%	33%	50%
Asbestos	0	0	0	0	0	0	0	0	0	0%	0%	0%	0%	0%	0%
Assault & Bat	0	0	0	0	2	0	3	0	5	0%	0%	40%	0%	60%	0%
Auto - Pers Inj	0	0	0	0	17	1	32	4	54	0%	0%	31%	2%	59%	7%
Auto - Property	0	0	0	0	2	1	6	0	9	0%	0%	22%	11%	67%	0%
Book Account	0	1	1	2	8	10	25	0	46	2%	4%	17%	22%	54%	0%
Civil Rights	0	0	0	0	0	0	0	1	1	0%	0%	0%	0%	0%	100%
Complex Commerc	0	0	0	0	0	0	0	0	0	0%	0%	0%	0%	0%	0%
Condemnation	1	0	1	0	0	0	0	0	1	100%	0%	0%	0%	0%	0%
Construction	0	0	0	0	4	2	1	0	7	0%	0%	57%	29%	14%	0%
Contract/Commer	0	1	1	2	18	14	29	4	68	1%	3%	26%	21%	43%	6%
Employment	0	0	0	0	1	0	0	0	1	0%	0%	100%	0%	0%	0%
Lieu of P. Writ	0	0	0	2	0	0	10	2	14	0%	14%	0%	0%	71%	14%
Medical Malprac	0	0	0	0	3	0	0	0	3	0%	0%	100%	0%	0%	0%
Name Change	0	0	0	0	0	0	0	18	18	0%	0%	0%	0%	0%	100%
Other Insurance	0	0	0	0	2	0	2	0	4	0%	0%	50%	0%	50%	0%
Other MCL	0	0	0	0	0	0	0	0	0	0%	0%	0%	0%	0%	0%
Other Track 1	0	0	0	0	9	1	14	5	29	0%	0%	31%	3%	48%	17%
Other Track 3	0	0	0	0	5	0	16	0	21	0%	0%	24%	0%	76%	0%
Other Track 4	0	0	0	0	0	0	0	0	0	0%	0%	0%	0%	0%	0%
Personal Injury	1	0	1	2	31	2	29	3	68	1%	3%	46%	3%	43%	4%
Prod Liability	0	0	0	0	1	0	4	0	5	0%	0%	20%	0%	80%	0%
Prof Malpractic	0	0	0	1	3	0	2	1	7	0%	14%	43%	0%	29%	14%
PIP Coverage	0	0	0	0	0	0	1	0	1	0%	0%	0%	0%	100%	0%
Real Property	0	0	0	0	1	0	2	1	4	0%	0%	25%	0%	50%	25%
Tort Other	0	0	0	0	3	0	8	0	11	0%	0%	27%	0%	73%	0%
Toxic Tort	0	0	0	0	0	0	0	0	0	0%	0%	0%	0%	0%	0%
UM/UIB Bod Inj	0	0	0	0	1	0	1	0	2	0%	0%	50%	0%	50%	0%
Total	2	2	4	9	111	32	187	42	385	1%	2%	29%	8%	49%	11%

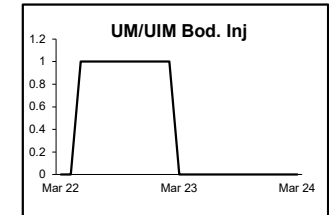
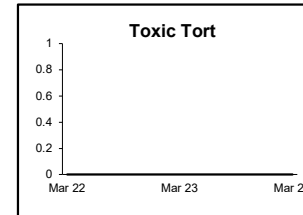
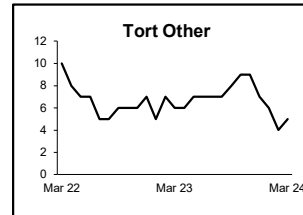
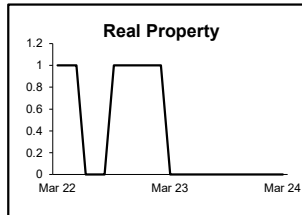
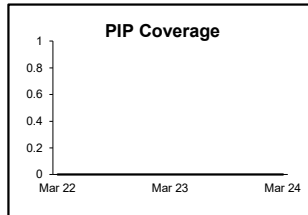
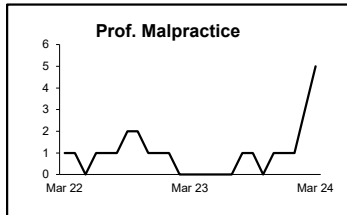
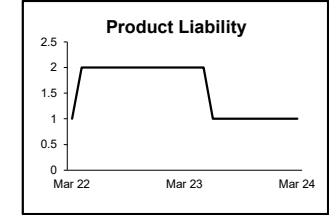
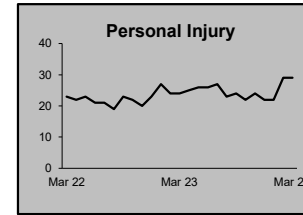
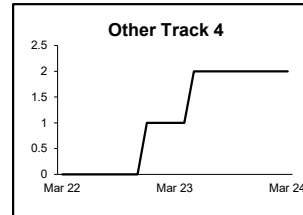
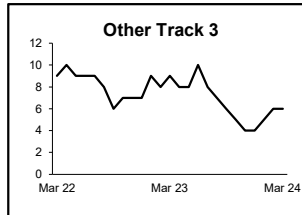
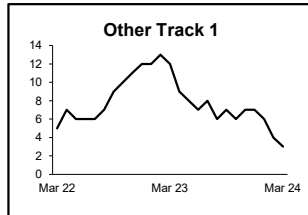
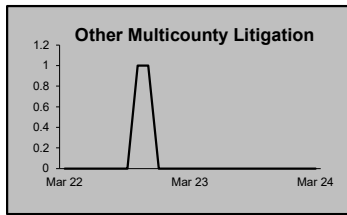
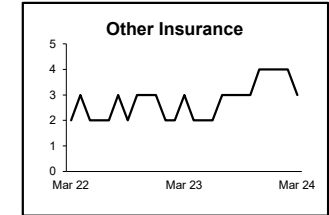

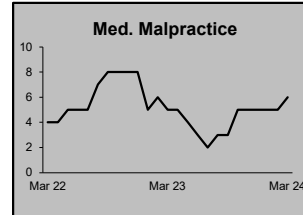
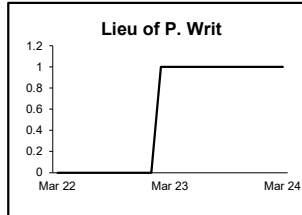
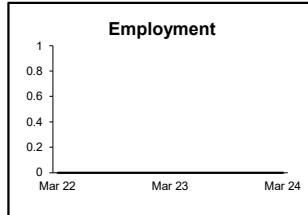
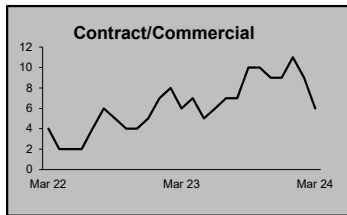
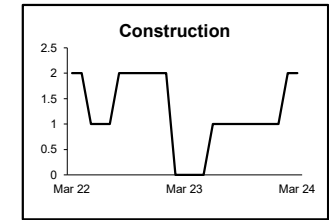
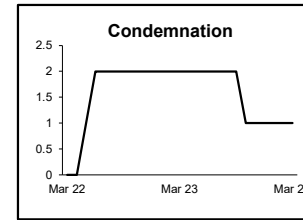
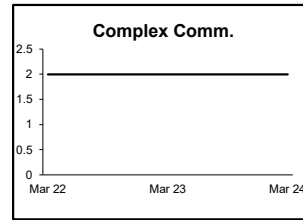
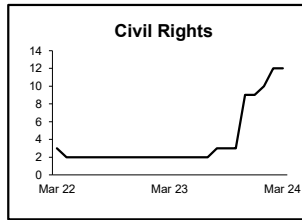
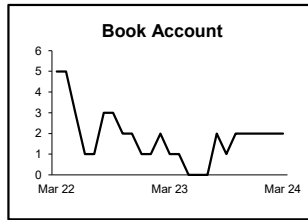
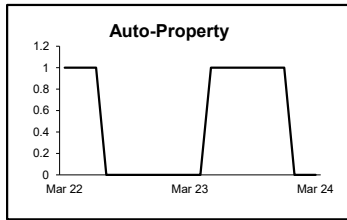
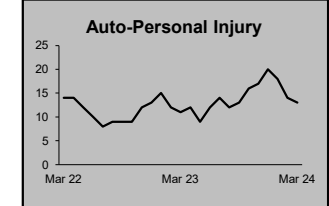
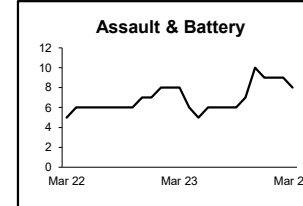
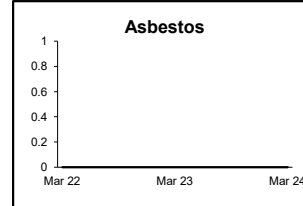
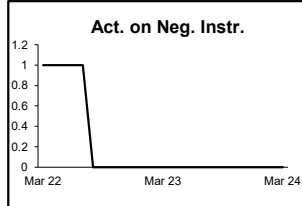
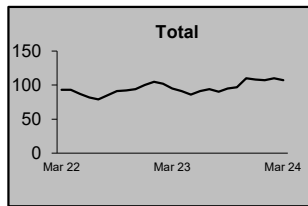
Monthly Resolutions



NOTE: Some Multicounty Litigation (MCL) cases were transferred in November 2014: Atlantic to Bergen = 8,935; Atlantic to Middlesex = 4,070.

**CIVIL BACKLOG BY CASETYPE
MARCH 2024
CAPE MAY**

	Total	Backlog	% chg
Mar 22		93	
Mar 23		95	2%
Mar 24		107	13%



1) Casetypes with the state's largest backlogs are highlighted.

2) Some Multicounty Litigation (MCL) cases were transferred in November 2014: Atlantic to Bergen = 8,935; Atlantic to Middlesex = 4,070.

CIVIL CASELOAD SUMMARY BY CASETYPE
JULY 2023 - MARCH 2024
CUMBERLAND

	Filings			Resolutions			Clearance		Backlog			Backlog Percent		Backlog Per 100 Monthly Filings		Active Pending		
	Jul 2022 to Mar 2023	Jul 2023 to Mar 2024	percent change	Jul 2022 to Mar 2023	Jul 2023 to Mar 2024	percent change	Jul 2023 - Mar 2024		Mar 2023	Mar 2024	percent change	Mar 2023	Mar 2024	Mar 2023	Mar 2024	Mar 2023	Mar 2024	percent change
							number	percent										
Act on Neg Inst	3	2	-33%	3	0	-100%	-2	0%	0	0	0%	0%	0%	0	0	1	2	100%
Asbestos	0	0	0%	0	0	0%	0	100%	0	0	0%	0%	0%	0	0	0	0	0%
Assault & Bat	2	2	0%	2	4	100%	2	200%	2	2	0%	25%	40%	800	1,200	8	5	-38%
Auto - Pers Inj	148	152	3%	168	181	8%	29	119%	71	39	-45%	27%	18%	426	225	261	221	-15%
Auto - Property	19	17	-11%	21	11	-48%	-6	65%	3	1	-67%	18%	6%	138	63	17	16	-6%
Book Account	55	62	13%	43	56	30%	-6	90%	3	4	33%	7%	9%	49	59	42	43	2%
Civil Rights	11	8	-27%	13	10	-23%	2	125%	6	4	-33%	33%	25%	480	480	18	16	-11%
Complex Comm	1	5	400%	0	0	0%	-5	0%	1	1	0%	50%	14%	1,200	240	2	7	250%
Condemnation	1	0	-100%	3	0	-100%	0	100%	0	0	0%	0%	0%	0	0	0	0	0%
Construction	8	5	-38%	7	2	-71%	-3	40%	0	1		0%	13%	0	171	5	8	60%
Contract/Comm	77	88	14%	60	59	-2%	-29	67%	9	11	22%	12%	13%	123	125	74	83	12%
Employment	3	8	167%	0	1		-7	13%	0	0	0%	0%	0%	0	0	3	10	233%
Lieu of P. Writ	7	7	0%	7	3	-57%	-4	43%	0	0	0%	0%	0%	0	0	4	7	75%
Medical Malprac	12	4	-67%	7	7	0%	3	175%	11	9	-18%	38%	32%	880	1,800	29	28	-3%
Name Change	37	42	14%	27	41	52%	-1	98%	0	0	0%	0%	0%	0	0	18	16	-11%
Other Insurance	7	2	-71%	5	5	0%	3	250%	0	2		0%	67%	0	600	5	3	-40%
Other MCL	0	0	0%	0	0	0%	0	100%	0	0	0%	0%	0%	0	0	0	0	0%
Other Track 1	55	44	-20%	65	55	-15%	11	125%	3	8	167%	10%	30%	43	150	29	27	-7%
Other Track 3	29	22	-24%	28	22	-21%	0	100%	5	11	120%	11%	22%	154	388	47	51	9%
Other Track 4	2	0	-100%	0	1		1	100%	1	5	400%	17%	100%	600		6	5	-17%
Personal Injury	73	101	38%	74	87	18%	-14	86%	36	34	-6%	26%	22%	404	314	139	158	14%
Prod Liability	1	3	200%	2	1	-50%	-2	33%	1	2	100%	33%	40%	1,200	800	3	5	67%
Prof Malpractic	3	3	0%	4	4	0%	1	133%	2	1	-50%	33%	17%	800	300	6	6	0%
PIP Coverage	2	0	-100%	1	3	200%	3	100%	1	0	-100%	50%	0%	600	0	2	0	-100%
Real Property	5	2	-60%	5	5	0%	3	250%	2	1	-50%	40%	50%	480	600	5	2	-60%
Tort Other	23	26	13%	24	17	-29%	-9	65%	2	4	100%	10%	13%	83	155	21	32	52%
Toxic Tort	1	0	-100%	0	1		1	100%	0	0	0%	0%	0%	0	0	1	0	-100%
UM/UIM Bod Inj	14	11	-21%	17	6	-65%	-5	55%	4	5	25%	25%	21%	240	353	16	24	50%
Total	599	616	3%	586	582	-1%	-34	94%	163	145	-11%	21%	19%	246	215	762	775	2%

NOTE: Some Multicounty Litigation (MCL) cases were transferred in November 2014: Atlantic to Bergen = 8,935; Atlantic to Middlesex = 4,070.

CIVIL BACKLOG SUMMARY BY CASETYPE

March 2024

CUMBERLAND

	Cases in Backlog															
	Track 1					Track 2				Track 3			Track 4			Total Backlog
	12 to 18 months	18 to 24 months	24 to 36 months	over 36 months	Total Track 1	18 to 24 months	24 to 36 months	over 36 months	Total Track 2	24 to 36 months	over 36 months	Total Track 3	24 to 36 months	over 36 months	Total Track 4	
Act on Neg Inst	0	0	0	0	0	0	0	0	0	0	0	0	0	0	0	0
Asbestos	0	0	0	0	0	0	0	0	0	0	0	0	0	0	0	0
Assault & Bat	0	0	0	0	0	0	0	0	0	1	1	2	0	0	0	0
Auto - Pers Inj	0	0	0	0	0	24	10	5	39	0	0	0	0	0	0	0
Auto - Property	0	0	0	0	0	0	1	0	1	0	0	0	0	0	0	0
Book Account	4	0	0	0	4	0	0	0	0	0	0	0	0	0	0	0
Civil Rights	0	0	0	0	0	0	0	0	0	2	2	4	0	0	0	0
Complex Comm	0	0	0	0	0	0	0	0	0	0	0	0	0	1	1	1
Condemnation	0	0	0	0	0	0	0	0	0	0	0	0	0	0	0	0
Construction	0	0	0	0	0	1	0	0	1	0	0	0	0	0	0	0
Contract/Comm	0	0	0	0	0	8	1	2	11	0	0	0	0	0	0	0
Employment	0	0	0	0	0	0	0	0	0	0	0	0	0	0	0	0
Lieu of P. Writ	0	0	0	0	0	0	0	0	0	0	0	0	0	0	0	0
Medical Malprac	0	0	0	0	0	0	0	0	0	4	5	9	0	0	0	0
Name Change	0	0	0	0	0	0	0	0	0	0	0	0	0	0	0	0
Other Insurance	2	0	0	0	2	0	0	0	0	0	0	0	0	0	0	0
Other MCL	0	0	0	0	0	0	0	0	0	0	0	0	0	0	0	0
Other Track 1	4	2	0	1	7	0	0	0	0	0	1	1	0	0	0	0
Other Track 3	0	0	0	0	0	0	0	0	0	9	2	11	0	0	0	0
Other Track 4	0	0	0	0	0	0	0	0	0	0	0	0	4	1	5	5
Personal Injury	0	0	0	0	0	15	11	8	34	0	0	0	0	0	0	0
Prod Liability	0	0	0	0	0	0	0	0	0	1	1	2	0	0	0	0
Prof Malpractic	0	0	0	0	0	0	0	0	0	1	0	1	0	0	0	0
PIP Coverage	0	0	0	0	0	0	0	0	0	0	0	0	0	0	0	0
Real Property	0	0	0	0	0	0	0	0	0	0	1	1	0	0	0	0
Tort Other	0	0	0	0	0	1	1	1	3	1	0	1	0	0	0	0
Toxic Tort	0	0	0	0	0	0	0	0	0	0	0	0	0	0	0	0
UM/UIM Bod Inj	0	0	0	0	0	2	3	0	5	0	0	0	0	0	0	0
Total	10	2	0	1	13	51	27	16	94	19	13	32	4	2	6	145

NOTE: Some Multicounty Litigation (MCL) cases were transferred in November 2014: Atlantic to Bergen = 8,935; Atlantic to Middlesex = 4,070.

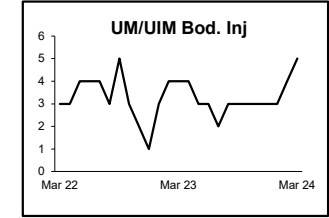
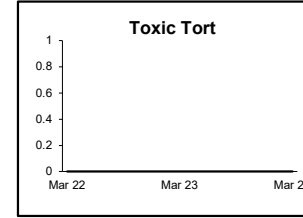
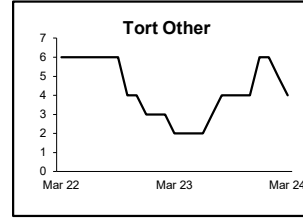
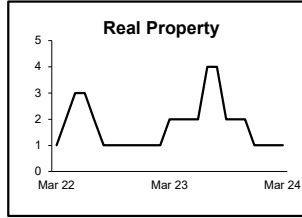
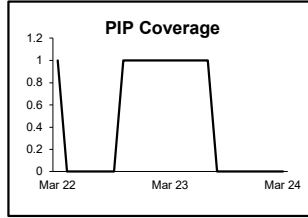
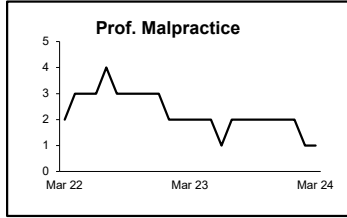
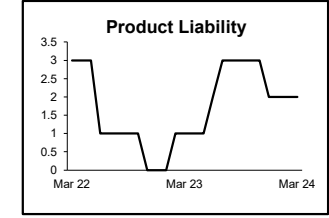
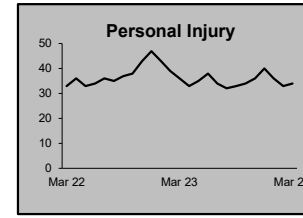
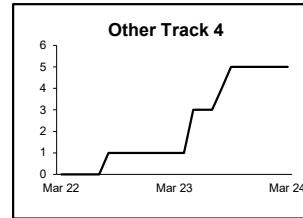
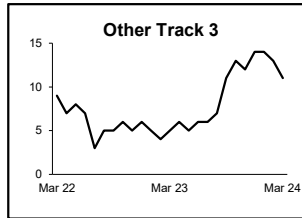
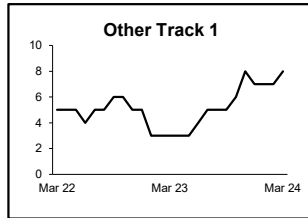
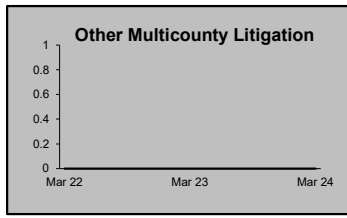
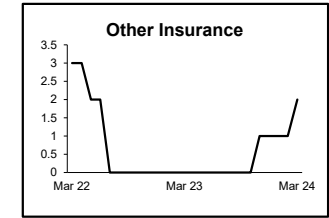
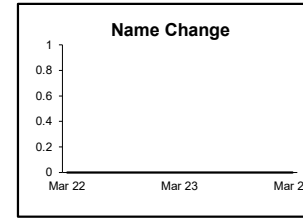
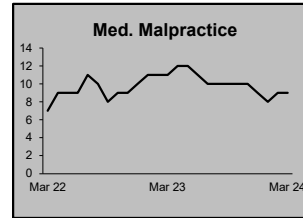
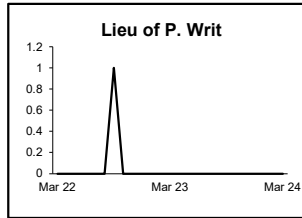
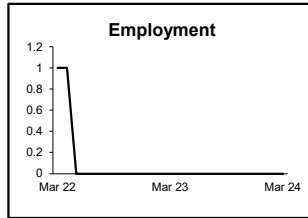
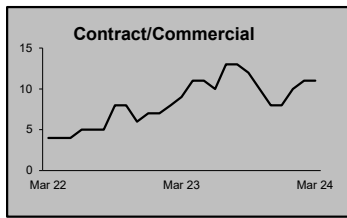
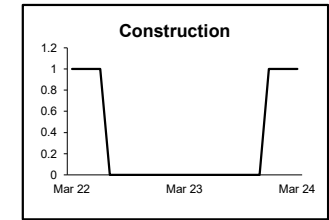
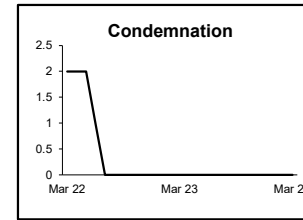
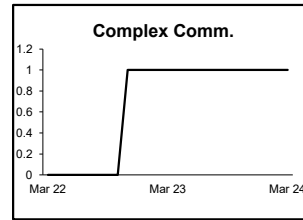
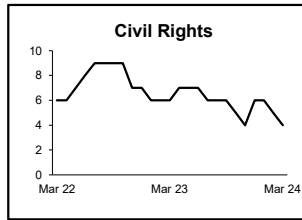
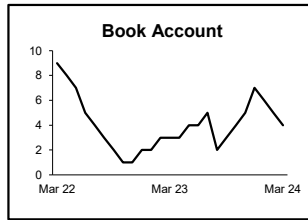
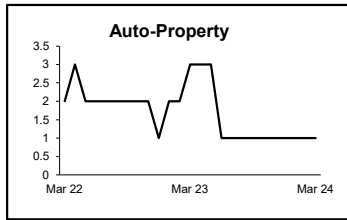
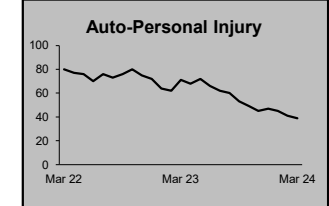
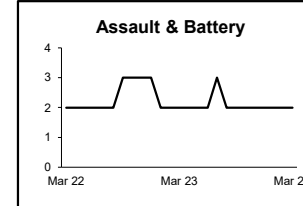
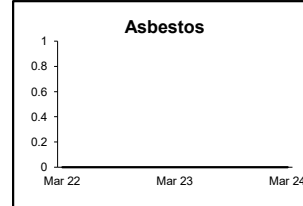

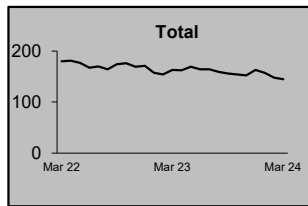
CIVIL RESOLUTION SUMMARY BY CASETYPE
JULY 2023 - MARCH 2024
CUMBERLAND

	Trial			Summary					Total	Percent resolved by						Monthly Resolutions
	Jury	Nonjury	Total	Judgment	Settlement	Default Judgment	Dismiss	Other		Trial	Sum Jud	Settle	Default J	Dismiss	Other	
Act on Neg Inst	0	0	0	0	0	0	0	0	0	0%	0%	0%	0%	0%	0%	
Asbestos	0	0	0	0	0	0	0	0	0	0%	0%	0%	0%	0%	0%	
Assault & Bat	0	0	0	0	1	0	3	0	4	0%	0%	25%	0%	75%	0%	
Auto - Pers Inj	9	0	9	0	40	1	119	12	181	5%	0%	22%	1%	66%	7%	
Auto - Property	0	0	0	0	1	4	5	1	11	0%	0%	9%	36%	45%	9%	
Book Account	0	1	1	3	8	22	21	1	56	2%	5%	14%	39%	38%	2%	
Civil Rights	0	0	0	0	4	0	3	3	10	0%	0%	40%	0%	30%	30%	
Complex Commerc	0	0	0	0	0	0	0	0	0	0%	0%	0%	0%	0%	0%	
Condemnation	0	0	0	0	0	0	0	0	0	0%	0%	0%	0%	0%	0%	
Construction	0	0	0	0	0	1	0	1	2	0%	0%	0%	50%	0%	50%	
Contract/Commer	0	1	1	2	8	10	32	6	59	2%	3%	14%	17%	54%	10%	
Employment	0	0	0	0	0	0	1	0	1	0%	0%	0%	0%	100%	0%	
Lieu of P. Writ	0	0	0	0	0	0	3	0	3	0%	0%	0%	0%	100%	0%	
Medical Malprac	0	0	0	0	5	0	2	0	7	0%	0%	71%	0%	29%	0%	
Name Change	0	0	0	0	0	0	6	35	41	0%	0%	0%	0%	15%	85%	
Other Insurance	0	0	0	0	1	0	3	1	5	0%	0%	20%	0%	60%	20%	
Other MCL	0	0	0	0	0	0	0	0	0	0%	0%	0%	0%	0%	0%	
Other Track 1	0	0	0	1	11	7	21	15	55	0%	2%	20%	13%	38%	27%	
Other Track 3	0	0	0	3	5	0	12	2	22	0%	14%	23%	0%	55%	9%	
Other Track 4	0	0	0	0	0	0	1	0	1	0%	0%	0%	0%	100%	0%	
Personal Injury	1	0	1	3	27	2	47	7	87	1%	3%	31%	2%	54%	8%	
Prod Liability	0	0	0	0	1	0	0	0	1	0%	0%	100%	0%	0%	0%	
Prof Malpractic	0	0	0	0	2	0	2	0	4	0%	0%	50%	0%	50%	0%	
PIP Coverage	0	0	0	0	1	0	2	0	3	0%	0%	33%	0%	67%	0%	
Real Property	0	2	2	0	1	0	2	0	5	40%	0%	20%	0%	40%	0%	
Tort Other	1	1	2	0	3	4	7	1	17	12%	0%	18%	24%	41%	6%	
Toxic Tort	0	0	0	0	0	0	1	0	1	0%	0%	0%	0%	100%	0%	
UM/UIM Bod Inj	0	0	0	0	2	0	4	0	6	0%	0%	33%	0%	67%	0%	
Total	11	5	16	12	121	51	297	85	582	3%	2%	21%	9%	51%	15%	

NOTE: Some Multicounty Litigation (MCL) cases were transferred in November 2014: Atlantic to Bergen = 8,935; Atlantic to Middlesex = 4,070.

**CIVIL BACKLOG BY CASETYPE
MARCH 2024
CUMBERLAND**

	Total	Backlog	% chg
Mar 22		180	
Mar 23		163	-9%
Mar 24		145	-11%



1) Casetypes with the state's largest backlogs are highlighted.

2) Some Multicounty Litigation (MCL) cases were transferred in November 2014: Atlantic to Bergen = 8,935; Atlantic to Middlesex = 4,070.

CIVIL CASELOAD SUMMARY BY CASETYPE
JULY 2023 - MARCH 2024
ESSEX

	Filings			Resolutions			Clearance		Backlog			Backlog Percent		Backlog Per 100 Monthly Filings		Active Pending		
	Jul 2022 to Mar 2023	Jul 2023 to Mar 2024	percent change	Jul 2022 to Mar 2023	Jul 2023 to Mar 2024	percent change	Jul 2023 - Mar 2024		Mar 2023	Mar 2024	percent change	Mar 2023	Mar 2024	Mar 2023	Mar 2024	Mar 2023	Mar 2024	percent change
							number	percent										
Act on Neg Inst	15	14	-7%	15	11	-27%	-3	79%	3	7	133%	25%	39%	171	420	12	18	50%
Asbestos	0	0	0%	0	0	0%	0	100%	0	0	0%	0%	0%	0	0	0	0	0%
Assault & Bat	14	15	7%	16	14	-13%	-1	93%	62	143	131%	36%	84%	3,100	9,032	173	171	-1%
Auto - Pers Inj	2,820	2,899	3%	3,098	3,166	2%	267	109%	2,438	1,935	-21%	40%	34%	808	603	6,052	5,671	-6%
Auto - Property	103	157	52%	105	102	-3%	-55	65%	17	21	24%	16%	13%	156	131	104	162	56%
Book Account	568	691	22%	658	521	-21%	-170	75%	82	83	1%	18%	14%	129	115	448	585	31%
Civil Rights	39	46	18%	33	45	36%	-1	98%	36	113	214%	23%	65%	900	2,119	157	173	10%
Complex Comm	71	45	-37%	44	35	-20%	-10	78%	46	73	59%	34%	47%	558	1,436	135	154	14%
Condemnation	2	1	-50%	2	0	-100%	-1	0%	1	1	0%	33%	25%	400	1,200	3	4	33%
Construction	32	27	-16%	31	44	42%	17	163%	109	85	-22%	72%	69%	3,042	2,488	152	124	-18%
Contract/Comm	576	553	-4%	543	595	10%	42	108%	231	200	-13%	30%	27%	365	314	775	743	-4%
Employment	22	43	95%	16	31	94%	-12	72%	22	19	-14%	46%	32%	910	465	48	60	25%
Lieu of P. Writ	16	27	69%	16	13	-19%	-14	48%	21	23	10%	46%	37%	1,096	767	46	62	35%
Medical Malprac	96	84	-13%	93	122	31%	38	145%	232	206	-11%	56%	55%	2,210	2,289	416	377	-9%
Name Change	206	207	0%	206	208	1%	1	100%	2	2	0%	3%	3%	8	9	64	67	5%
Other Insurance	43	40	-7%	55	52	-5%	12	130%	36	24	-33%	46%	41%	675	565	78	58	-26%
Other MCL	1	1	0%	0	0	0%	-1	0%	0	0	0%	0%	0%	0	0	1	0	-100%
Other Track 1	267	299	12%	237	314	32%	15	105%	147	143	-3%	42%	38%	504	407	354	376	6%
Other Track 3	177	178	1%	165	176	7%	-2	99%	153	129	-16%	37%	31%	798	673	414	421	2%
Other Track 4	19	34	79%	24	20	-17%	-14	59%	41	44	7%	53%	44%	1,757	1,148	78	99	27%
Personal Injury	1,238	1,146	-7%	1,108	1,186	7%	40	103%	1,088	1,177	8%	38%	42%	823	918	2,882	2,833	-2%
Prod Liability	12	19	58%	12	26	117%	7	137%	28	19	-32%	56%	44%	2,400	877	50	43	-14%
Prof Malpractic	24	32	33%	37	63	70%	31	197%	68	44	-35%	55%	46%	1,943	1,078	123	96	-22%
PIP Coverage	17	17	0%	15	17	13%	0	100%	6	7	17%	35%	35%	343	382	17	20	18%
Real Property	24	39	63%	27	30	11%	-9	77%	21	13	-38%	53%	27%	663	318	40	48	20%
Tort Other	155	138	-11%	126	154	22%	16	112%	147	190	29%	38%	53%	860	1,226	389	356	-8%
Toxic Tort	3	3	0%	1	5	400%	2	167%	9	4	-56%	75%	44%	2,700	1,600	12	9	-25%
UM/UIM Bod Inj	117	150	28%	149	122	-18%	-28	81%	96	72	-25%	40%	29%	725	439	240	250	4%
Total	6,677	6,905	3%	6,832	7,072	4%	167	102%	5,142	4,777	-7%	39%	37%	708	626	13,263	12,980	-2%

NOTE: Some Multicounty Litigation (MCL) cases were transferred in November 2014: Atlantic to Bergen = 8,935; Atlantic to Middlesex = 4,070.

CIVIL BACKLOG SUMMARY BY CASETYPE

March 2024

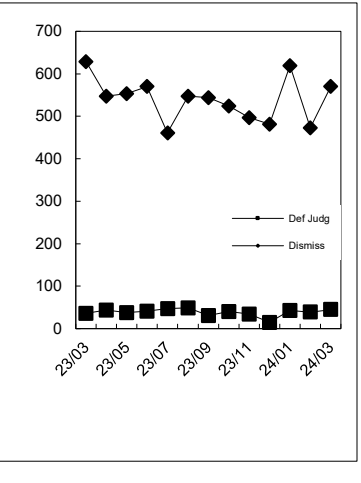
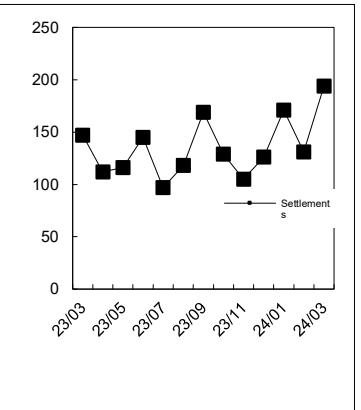
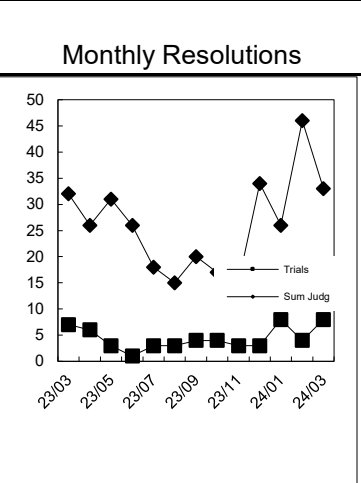
ESSEX

	Cases in Backlog															
	Track 1					Track 2				Track 3			Track 4			Total Backlog
	12 to 18 months	18 to 24 months	24 to 36 months	over 36 months	Total Track 1	18 to 24 months	24 to 36 months	over 36 months	Total Track 2	24 to 36 months	over 36 months	Total Track 3	24 to 36 months	over 36 months	Total Track 4	
Act on Neg Inst	3	2	1	1	7	0	0	0	0	0	0	0	0	0	0	7
Asbestos	0	0	0	0	0	0	0	0	0	0	0	0	0	0	0	0
Assault & Bat	0	0	0	0	0	0	0	0	0	90	53	143	0	0	0	143
Auto - Pers Inj	0	0	0	0	0	570	828	532	1,930	1	0	1	2	2	4	1,935
Auto - Property	0	0	0	0	0	13	5	3	21	0	0	0	0	0	0	21
Book Account	38	18	13	10	79	0	0	1	1	0	2	2	0	1	1	83
Civil Rights	0	0	0	0	0	0	1	2	3	90	20	110	0	0	0	113
Complex Comm	0	0	0	0	0	0	0	0	0	0	0	0	34	39	73	73
Condemnation	0	0	0	0	0	0	0	0	0	0	1	1	0	0	0	1
Construction	0	0	0	0	0	6	16	61	83	0	0	0	0	2	2	85
Contract/Comm	0	0	0	0	0	61	80	56	197	3	0	3	0	0	0	200
Employment	0	0	0	0	0	5	8	4	17	0	2	2	0	0	0	19
Lieu of P. Writ	0	0	0	0	0	0	0	0	0	0	0	0	8	15	23	23
Medical Malprac	0	0	0	0	0	0	2	2	4	60	142	202	0	0	0	206
Name Change	2	0	0	0	2	0	0	0	0	0	0	0	0	0	0	2
Other Insurance	6	5	6	7	24	0	0	0	0	0	0	0	0	0	0	24
Other MCL	0	0	0	0	0	0	0	0	0	0	0	0	0	0	0	0
Other Track 1	43	20	21	14	98	2	8	6	16	2	24	26	1	2	3	143
Other Track 3	0	0	0	0	0	0	0	1	1	48	80	128	0	0	0	129
Other Track 4	0	0	0	0	0	0	0	0	0	0	0	0	11	33	44	44
Personal Injury	0	0	0	0	0	308	401	300	1,009	127	41	168	0	0	0	1,177
Prod Liability	0	0	0	0	0	0	1	0	1	6	12	18	0	0	0	19
Prof Malpractic	0	0	0	0	0	0	0	0	0	13	31	44	0	0	0	44
PIP Coverage	3	2	1	1	7	0	0	0	0	0	0	0	0	0	0	7
Real Property	2	4	3	4	13	0	0	0	0	0	0	0	0	0	0	13
Tort Other	0	0	0	0	0	27	48	31	106	44	40	84	0	0	0	190
Toxic Tort	0	0	0	0	0	0	0	0	0	0	4	4	0	0	0	4
UM/UIM Bod Inj	0	0	0	0	0	31	27	14	72	0	0	0	0	0	0	72
Total	97	51	45	37	230	1,023	1,425	1,013	3,461	484	452	936	56	94	150	4,777

NOTE: Some Multicounty Litigation (MCL) cases were transferred in November 2014: Atlantic to Bergen = 8,935; Atlantic to Middlesex = 4,070.

CIVIL RESOLUTION SUMMARY BY CASETYPE
JULY 2023 - MARCH 2024
ESSEX

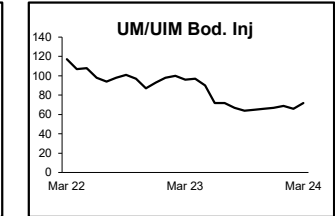
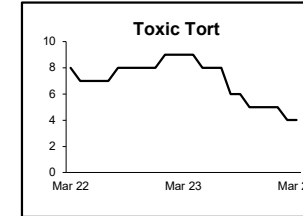
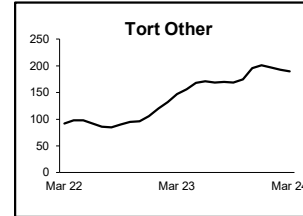
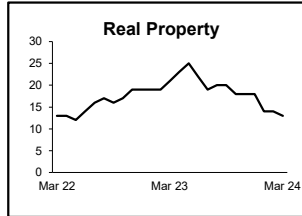
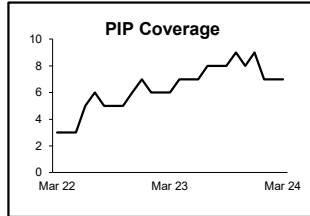
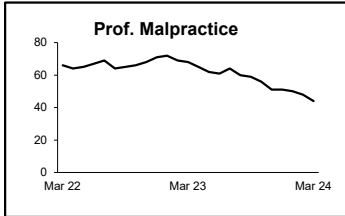
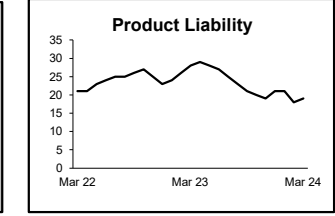
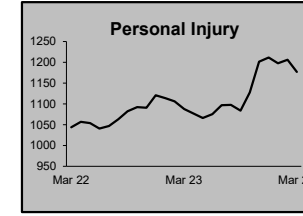
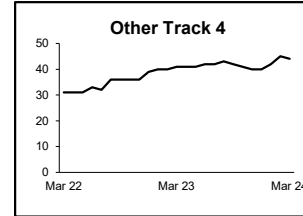
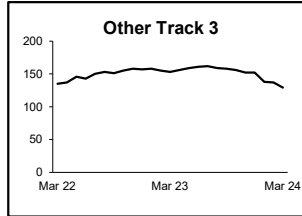
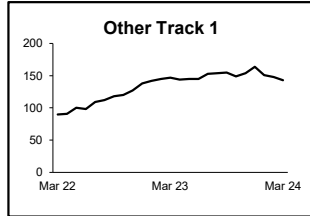
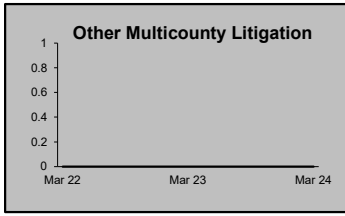
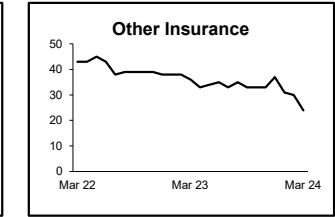
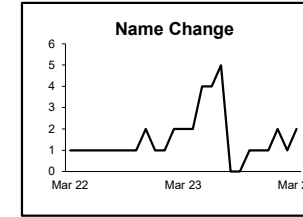
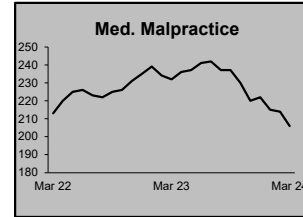
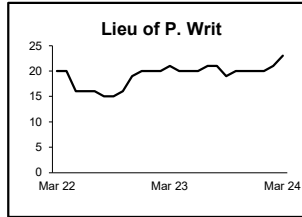
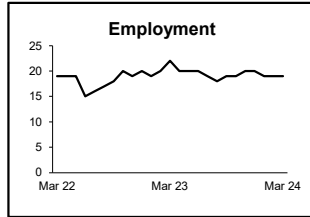
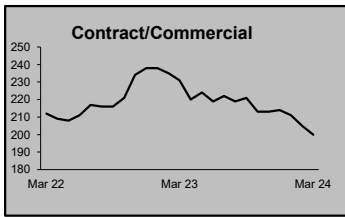
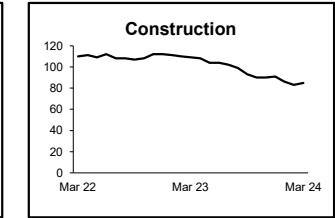
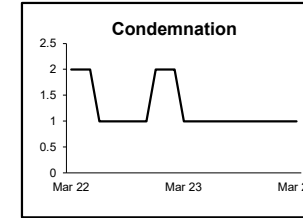
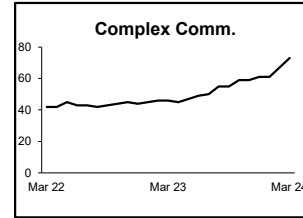
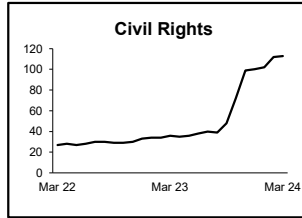
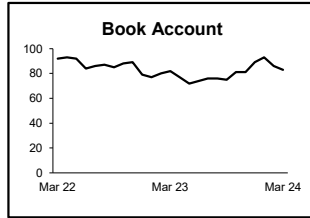
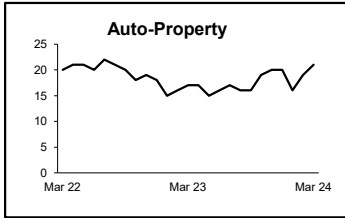
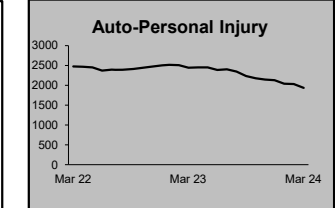
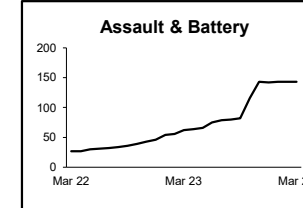
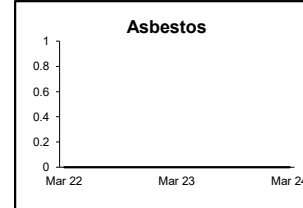
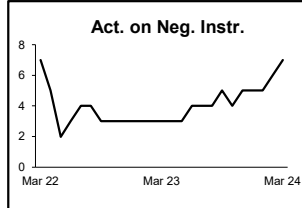
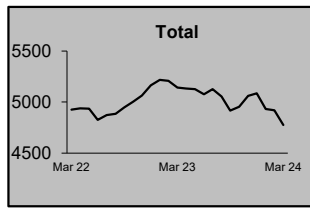
	Trial			Summary	Default				Total	Percent resolved by					
	Jury	Nonjury	Total		Judgment	Settlement	Judgment	Dismiss		Other	Trial	Sum Jud	Settle	Default J	Dismiss
Act on Neg Inst	0	0	0	1	0	4	6	0	11	0%	9%	0%	36%	55%	0%
Asbestos	0	0	0	0	0	0	0	0	0	0%	0%	0%	0%	0%	0%
Assault & Bat	0	0	0	0	5	0	8	1	14	0%	0%	36%	0%	57%	7%
Auto - Pers Inj	18	0	18	33	586	15	2,379	135	3,166	1%	1%	19%	0%	75%	4%
Auto - Property	0	0	0	8	8	32	53	1	102	0%	8%	8%	31%	52%	1%
Book Account	0	0	0	58	56	172	234	1	521	0%	11%	11%	33%	45%	0%
Civil Rights	1	0	1	1	6	0	31	6	45	2%	2%	13%	0%	69%	13%
Complex Commerc	0	0	0	0	2	0	28	5	35	0%	0%	6%	0%	80%	14%
Condemnation	0	0	0	0	0	0	0	0	0	0%	0%	0%	0%	0%	0%
Construction	0	0	0	2	13	1	28	0	44	0%	5%	30%	2%	64%	0%
Contract/Commer	1	3	4	63	85	89	332	22	595	1%	11%	14%	15%	56%	4%
Employment	0	1	1	1	4	0	17	8	31	3%	3%	13%	0%	55%	26%
Lieu of P. Writ	0	0	0	0	1	0	10	2	13	0%	0%	8%	0%	77%	15%
Medical Malprac	2	0	2	1	31	0	82	6	122	2%	1%	25%	0%	67%	5%
Name Change	0	0	0	0	0	0	11	197	208	0%	0%	0%	0%	5%	95%
Other Insurance	0	0	0	4	5	4	34	5	52	0%	8%	10%	8%	65%	10%
Other MCL	0	0	0	0	0	0	0	0	0	0%	0%	0%	0%	0%	0%
Other Track 1	1	2	3	24	58	15	204	10	314	1%	8%	18%	5%	65%	3%
Other Track 3	2	0	2	0	37	0	119	18	176	1%	0%	21%	0%	68%	10%
Other Track 4	0	0	0	2	5	0	12	1	20	0%	10%	25%	0%	60%	5%
Personal Injury	7	0	7	17	263	6	823	70	1,186	1%	1%	22%	1%	69%	6%
Prod Liability	0	0	0	0	7	0	16	3	26	0%	0%	27%	0%	62%	12%
Prof Malpractic	1	0	1	2	18	0	38	4	63	2%	3%	29%	0%	60%	6%
PIP Coverage	0	0	0	0	2	0	13	2	17	0%	0%	12%	0%	76%	12%
Real Property	0	1	1	2	2	2	22	1	30	3%	7%	7%	7%	73%	3%
Tort Other	0	0	0	3	28	2	112	9	154	0%	2%	18%	1%	73%	6%
Toxic Tort	0	0	0	0	0	0	4	1	5	0%	0%	0%	0%	80%	20%
UM/UIM Bod Inj	0	0	0	2	18	1	100	1	122	0%	2%	15%	1%	82%	1%
Total	33	7	40	224	1,240	343	4,716	509	7,072	1%	3%	18%	5%	67%	7%



NOTE: Some Multicounty Litigation (MCL) cases were transferred in November 2014: Atlantic to Bergen = 8,935; Atlantic to Middlesex = 4,070.

**CIVIL BACKLOG BY CASETYPE
MARCH 2024
ESSEX**

	Total	Backlog	% chg
Mar 22		4,926	
Mar 23		5,142	4%
Mar 24		4,777	-7%



- 1) Casetypes with the state's largest backlogs are highlighted.
- 2) Some Multicounty Litigation (MCL) cases were transferred in November 2014: Atlantic to Bergen = 8,935; Atlantic to Middlesex = 4,070.

**CIVIL CASELOAD SUMMARY BY CASETYPE
JULY 2023 - MARCH 2024
GLOUCESTER**

	Filings			Resolutions			Clearance		Backlog			Backlog Percent		Backlog Per 100 Monthly Filings		Active Pending		
	Jul 2022 to Mar 2023	Jul 2023 to Mar 2024	percent change	Jul 2022 to Mar 2023	Jul 2023 to Mar 2024	percent change	Jul 2023 - Mar 2024		Mar 2023	Mar 2024	percent change	Mar 2023	Mar 2024	Mar 2023	Mar 2024	Mar 2023	Mar 2024	percent change
							number	percent										
Act on Neg Inst	2	3	50%	1	5	400%	2	167%	0	0	0%	0%	0%	0	0	2	1	-50%
Asbestos	0	0	0%	0	0	0%	0	100%	0	0	0%	0%	0%	0	0	0	0	0%
Assault & Bat	4	3	-25%	2	2	0%	-1	67%	0	2		0%	40%	0	800	5	5	0%
Auto - Pers Inj	274	260	-5%	305	326	7%	66	125%	94	70	-26%	22%	18%	306	237	429	379	-12%
Auto - Property	14	35	150%	19	24	26%	-11	69%	2	0	-100%	15%	0%	114	0	13	29	123%
Book Account	133	134	1%	121	121	0%	-13	90%	8	1	-88%	9%	1%	53	7	87	87	0%
Civil Rights	3	15	400%	7	10	43%	-5	67%	1	4	300%	13%	25%	300	240	8	16	100%
Complex Comm	3	4	33%	2	4	100%	0	100%	3	3	0%	43%	38%	1,200	900	7	8	14%
Condemnation	6	6	0%	7	3	-57%	-3	50%	0	0	0%	0%	0%	0	0	3	3	0%
Construction	7	8	14%	7	8	14%	0	100%	5	2	-60%	50%	18%	667	218	10	11	10%
Contract/Comm	166	166	0%	153	161	5%	-5	97%	17	21	24%	10%	13%	93	119	166	162	-2%
Employment	6	8	33%	7	7	0%	-1	88%	2	0	-100%	22%	0%	267	0	9	8	-11%
Lieu of P. Writ	11	12	9%	4	12	200%	0	100%	0	1		0%	6%	0	63	11	16	45%
Medical Malprac	23	29	26%	12	22	83%	-7	76%	23	25	9%	36%	38%	1,062	968	64	65	2%
Name Change	68	63	-7%	69	63	-9%	0	100%	0	0	0%	0%	0%	0	0	15	12	-20%
Other Insurance	5	6	20%	8	5	-38%	-1	83%	3	3	0%	38%	43%	600	514	8	7	-13%
Other MCL	0	0	0%	0	0	0%	0	100%	0	0	0%	0%	0%	0	0	0	0	0%
Other Track 1	78	79	1%	65	101	55%	22	128%	14	9	-36%	21%	14%	153	89	67	65	-3%
Other Track 3	54	64	19%	48	57	19%	-7	89%	13	9	-31%	17%	10%	236	121	78	91	17%
Other Track 4	7	2	-71%	6	6	0%	4	300%	16	10	-38%	73%	67%	2,743	4,000	22	15	-32%
Personal Injury	176	173	-2%	136	183	35%	10	106%	52	44	-15%	19%	17%	262	225	280	258	-8%
Prod Liability	3	6	100%	7	6	-14%	0	100%	2	3	50%	33%	38%	800	514	6	8	33%
Prof Malpractic	7	6	-14%	7	14	100%	8	233%	11	8	-27%	41%	40%	1,320	960	27	20	-26%
PIP Coverage	5	1	-80%	6	0	-100%	-1	0%	0	1		0%	50%	0	1,200	1	2	100%
Real Property	8	5	-38%	10	5	-50%	0	100%	4	2	-50%	44%	25%	436	300	9	8	-11%
Tort Other	24	23	-4%	22	30	36%	7	130%	13	10	-23%	32%	29%	400	353	41	35	-15%
Toxic Tort	0	0	0%	0	0	0%	0	100%	0	0	0%	0%	0%	0	0	0	0	0%
UM/UIM Bod Inj	27	21	-22%	23	31	35%	10	148%	10	6	-40%	22%	15%	343	225	46	40	-13%
Total	1,114	1,132	2%	1,054	1,206	14%	74	107%	293	234	-20%	21%	17%	235	182	1,414	1,351	-4%

NOTE: Some Multicounty Litigation (MCL) cases were transferred in November 2014: Atlantic to Bergen = 8,935; Atlantic to Middlesex = 4,070.

CIVIL BACKLOG SUMMARY BY CASETYPE

March 2024

GLOUCESTER

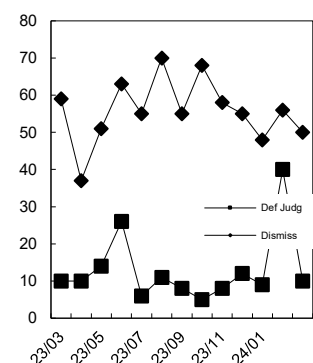
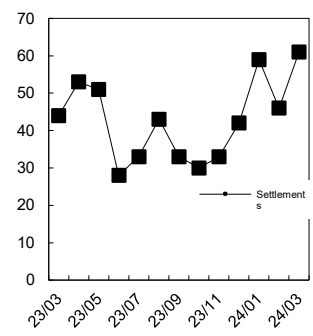
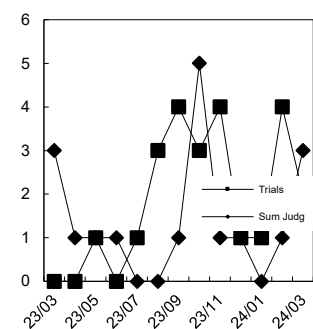
	Cases in Backlog															
	Track 1					Track 2				Track 3			Track 4			Total Backlog
	12 to 18 months	18 to 24 months	24 to 36 months	over 36 months	Total Track 1	18 to 24 months	24 to 36 months	over 36 months	Total Track 2	24 to 36 months	over 36 months	Total Track 3	24 to 36 months	over 36 months	Total Track 4	
Act on Neg Inst	0	0	0	0	0	0	0	0	0	0	0	0	0	0	0	0
Asbestos	0	0	0	0	0	0	0	0	0	0	0	0	0	0	0	0
Assault & Bat	0	0	0	0	0	0	0	0	0	2	0	2	0	0	0	2
Auto - Pers Inj	0	0	0	0	0	39	21	10	70	0	0	0	0	0	0	70
Auto - Property	0	0	0	0	0	0	0	0	0	0	0	0	0	0	0	0
Book Account	1	0	0	0	1	0	0	0	0	0	0	0	0	0	0	1
Civil Rights	0	0	0	0	0	0	0	0	0	3	1	4	0	0	0	4
Complex Comm	0	0	0	0	0	0	0	0	0	0	0	0	0	3	3	3
Condemnation	0	0	0	0	0	0	0	0	0	0	0	0	0	0	0	0
Construction	0	0	0	0	0	1	0	1	2	0	0	0	0	0	0	2
Contract/Comm	0	0	0	0	0	12	7	1	20	1	0	1	0	0	0	21
Employment	0	0	0	0	0	0	0	0	0	0	0	0	0	0	0	0
Lieu of P. Writ	0	0	0	0	0	0	0	0	0	0	0	0	1	0	1	1
Medical Malprac	0	0	0	0	0	0	0	0	0	11	14	25	0	0	0	25
Name Change	0	0	0	0	0	0	0	0	0	0	0	0	0	0	0	0
Other Insurance	1	1	0	1	3	0	0	0	0	0	0	0	0	0	0	3
Other MCL	0	0	0	0	0	0	0	0	0	0	0	0	0	0	0	0
Other Track 1	5	2	0	1	8	0	0	0	0	0	1	1	0	0	0	9
Other Track 3	0	0	0	0	0	0	0	0	0	4	5	9	0	0	0	9
Other Track 4	0	0	0	0	0	0	0	0	0	0	0	0	0	10	10	10
Personal Injury	0	0	0	0	0	24	15	4	43	1	0	1	0	0	0	44
Prod Liability	0	0	0	0	0	0	0	0	0	3	0	3	0	0	0	3
Prof Malpractic	0	0	0	0	0	0	0	0	0	3	5	8	0	0	0	8
PIP Coverage	1	0	0	0	1	0	0	0	0	0	0	0	0	0	0	1
Real Property	0	0	2	0	2	0	0	0	0	0	0	0	0	0	0	2
Tort Other	0	0	0	0	0	0	5	5	10	0	0	0	0	0	0	10
Toxic Tort	0	0	0	0	0	0	0	0	0	0	0	0	0	0	0	0
UM/UIM Bod Inj	0	0	0	0	0	2	4	0	6	0	0	0	0	0	0	6
Total	8	3	2	2	15	78	52	21	151	28	26	54	1	13	14	234

NOTE: Some Multicounty Litigation (MCL) cases were transferred in November 2014: Atlantic to Bergen = 8,935; Atlantic to Middlesex = 4,070.

CIVIL RESOLUTION SUMMARY BY CASETYPE
JULY 2023 - MARCH 2024
GLOUCESTER

	Trial			Summary	Default				Total	Percent resolved by					
	Jury	Nonjury	Total		Judgment	Settlement	Judgment	Dismiss		Other	Trial	Sum Jud	Settle	Default J	Dismiss
Act on Neg Inst	0	0	0	2	0	2	1	0	5	0%	40%	0%	40%	20%	0%
Asbestos	0	0	0	0	0	0	0	0	0	0%	0%	0%	0%	0%	0%
Assault & Bat	0	1	1	0	0	0	0	1	2	50%	0%	0%	0%	0%	50%
Auto - Pers Inj	7	0	7	1	148	3	152	15	326	2%	0%	45%	1%	47%	5%
Auto - Property	0	0	0	0	6	10	8	0	24	0%	0%	25%	42%	33%	0%
Book Account	0	0	0	1	26	36	55	3	121	0%	1%	21%	30%	45%	2%
Civil Rights	0	0	0	0	0	0	6	4	10	0%	0%	0%	0%	60%	40%
Complex Commerc	0	0	0	0	0	0	2	2	4	0%	0%	0%	0%	50%	50%
Condemnation	0	0	0	0	0	0	0	3	3	0%	0%	0%	0%	0%	100%
Construction	0	0	0	0	3	0	5	0	8	0%	0%	38%	0%	63%	0%
Contract/Commer	3	2	5	1	32	39	74	10	161	3%	1%	20%	24%	46%	6%
Employment	1	0	1	0	1	0	3	2	7	14%	0%	14%	0%	43%	29%
Lieu of P. Writ	0	0	0	0	1	0	7	4	12	0%	0%	8%	0%	58%	33%
Medical Malprac	0	0	0	1	11	0	10	0	22	0%	5%	50%	0%	45%	0%
Name Change	0	0	0	0	0	0	2	61	63	0%	0%	0%	0%	3%	97%
Other Insurance	0	0	0	0	1	0	3	1	5	0%	0%	20%	0%	60%	20%
Other MCL	0	0	0	0	0	0	0	0	0	0%	0%	0%	0%	0%	0%
Other Track 1	0	2	2	1	25	10	41	22	101	2%	1%	25%	10%	41%	22%
Other Track 3	0	0	0	0	15	0	27	15	57	0%	0%	26%	0%	47%	26%
Other Track 4	0	0	0	0	1	1	3	1	6	0%	0%	17%	17%	50%	17%
Personal Injury	2	2	4	2	75	5	82	15	183	2%	1%	41%	3%	45%	8%
Prod Liability	1	0	1	1	1	0	1	2	6	17%	17%	17%	0%	17%	33%
Prof Malpractic	1	0	1	1	6	0	4	2	14	7%	7%	43%	0%	29%	14%
PIP Coverage	0	0	0	0	0	0	0	0	0	0%	0%	0%	0%	0%	0%
Real Property	0	0	0	0	1	0	2	2	5	0%	0%	20%	0%	40%	40%
Tort Other	0	0	0	1	12	2	14	1	30	0%	3%	40%	7%	47%	3%
Toxic Tort	0	0	0	0	0	0	0	0	0	0%	0%	0%	0%	0%	0%
UM/UIIM Bod Inj	1	0	1	0	15	1	13	1	31	3%	0%	48%	3%	42%	3%
Total	16	7	23	12	380	109	515	167	1,206	2%	1%	32%	9%	43%	14%

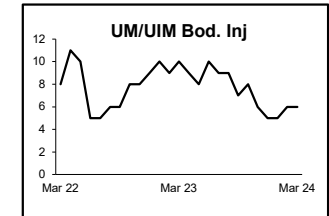
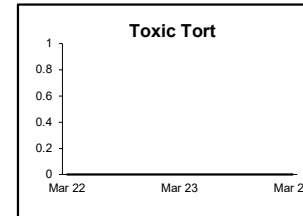
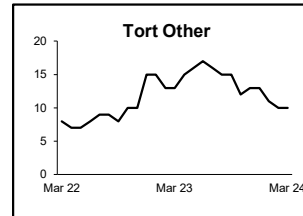
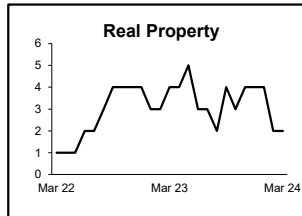
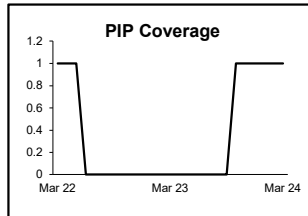
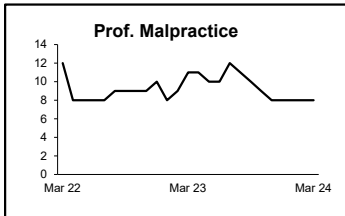
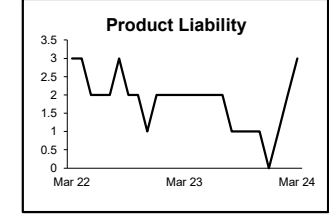
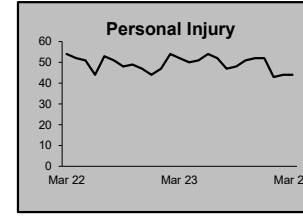
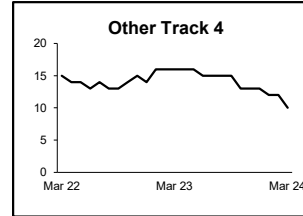
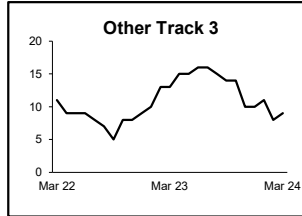
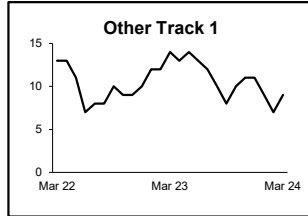
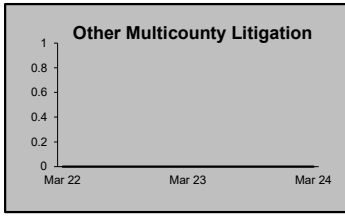
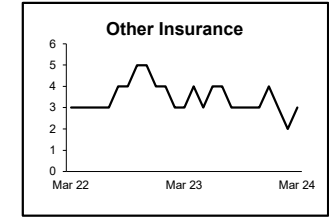
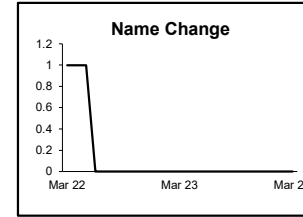
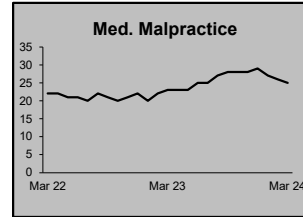
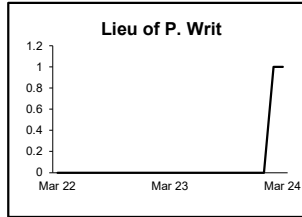
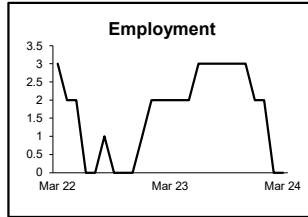
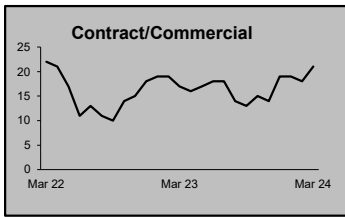
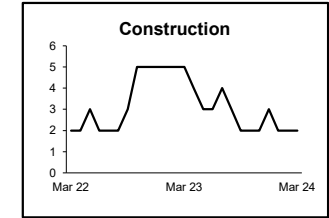
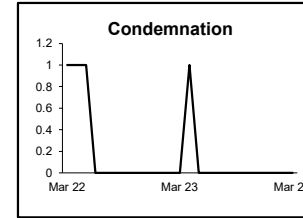
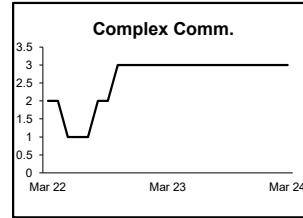
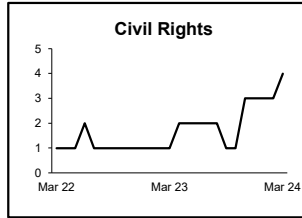
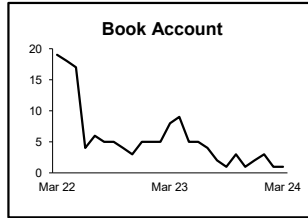
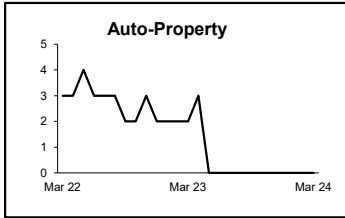
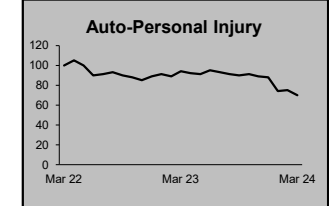
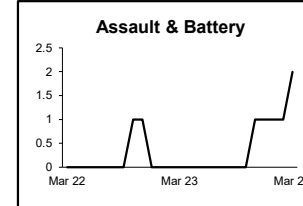
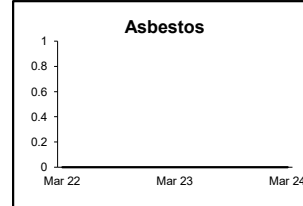
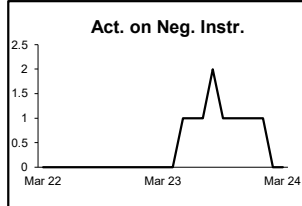
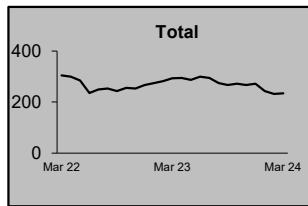
Monthly Resolutions



NOTE: Some Multicounty Litigation (MCL) cases were transferred in November 2014: Atlantic to Bergen = 8,935; Atlantic to Middlesex = 4,070.

**CIVIL BACKLOG BY CASETYPE
MARCH 2024
GLOUCESTER**

	Total	Backlog	% chg
Mar 22		305	
Mar 23		293	-4%
Mar 24		234	-20%



- 1) Casetypes with the state's largest backlogs are highlighted.
- 2) Some Multicounty Litigation (MCL) cases were transferred in November 2014: Atlantic to Bergen = 8,935; Atlantic to Middlesex = 4,070.

CIVIL CASELOAD SUMMARY BY CASETYPE
JULY 2023 - MARCH 2024
HUDSON

	Filings			Resolutions			Clearance		Backlog			Backlog Percent		Backlog Per 100 Monthly Filings		Active Pending		
	Jul 2022 to Mar 2023	Jul 2023 to Mar 2024	percent change	Jul 2022 to Mar 2023	Jul 2023 to Mar 2024	percent change	Jul 2023 - Mar 2024		Mar 2023	Mar 2024	percent change	Mar 2023	Mar 2024	Mar 2023	Mar 2024	Mar 2023	Mar 2024	percent change
							number	percent										
Act on Neg Inst	3	6	100%	3	4	33%	-2	67%	0	0	0%	0%	0%	0	0	1	4	300%
Asbestos	0	0	0%	0	0	0%	0	100%	0	0	0%	0%	0%	0	0	0	0	0%
Assault & Bat	8	11	38%	12	15	25%	4	136%	10	18	80%	27%	51%	1,091	1,543	37	35	-5%
Auto - Pers Inj	1,310	1,324	1%	1,535	1,477	-4%	153	112%	735	440	-40%	31%	20%	509	291	2,394	2,154	-10%
Auto - Property	53	47	-11%	65	53	-18%	6	113%	2	4	100%	5%	8%	32	63	44	52	18%
Book Account	348	379	9%	423	316	-25%	-63	83%	35	32	-9%	14%	10%	80	79	243	306	26%
Civil Rights	10	17	70%	9	8	-11%	-9	47%	6	6	0%	35%	23%	554	327	17	26	53%
Complex Comm	31	17	-45%	20	10	-50%	-7	59%	10	14	40%	25%	29%	333	672	40	49	23%
Condemnation	6	81	>999%	4	20	400%	-61	25%	7	7	0%	37%	9%	933	101	19	80	321%
Construction	24	23	-4%	14	19	36%	-4	83%	10	10	0%	30%	27%	414	387	33	37	12%
Contract/Comm	479	490	2%	412	459	11%	-31	94%	110	90	-18%	20%	16%	214	171	548	559	2%
Employment	11	14	27%	5	11	120%	-3	79%	6	3	-50%	38%	18%	600	212	16	17	6%
Lieu of P. Writ	29	28	-3%	22	19	-14%	-9	68%	23	36	57%	33%	40%	642	960	70	91	30%
Medical Malprac	31	28	-10%	28	31	11%	3	111%	46	49	7%	44%	45%	1,453	1,589	105	108	3%
Name Change	176	187	6%	166	199	20%	12	106%	0	0	0%	0%	0%	0	0	27	30	11%
Other Insurance	23	17	-26%	26	22	-15%	5	129%	11	9	-18%	44%	36%	426	400	25	25	0%
Other MCL	0	0	0%	0	0	0%	0	100%	0	0	0%	0%	0%	0	0	0	0	0%
Other Track 1	155	171	10%	176	142	-19%	-29	83%	50	43	-14%	36%	26%	262	226	139	167	20%
Other Track 3	87	114	31%	82	118	44%	4	104%	51	39	-24%	31%	21%	600	275	164	184	12%
Other Track 4	7	14	100%	14	13	-7%	-1	93%	21	21	0%	62%	57%	2,291	1,575	34	37	9%
Personal Injury	506	530	5%	488	521	7%	-9	98%	350	277	-21%	32%	26%	628	468	1,083	1,054	-3%
Prod Liability	10	4	-60%	10	10	0%	6	250%	2	5	150%	10%	36%	160	1,200	20	14	-30%
Prof Malpractic	13	18	38%	16	21	31%	3	117%	27	18	-33%	57%	38%	1,543	1,029	47	48	2%
PIP Coverage	7	10	43%	9	8	-11%	-2	80%	2	2	0%	25%	20%	240	141	8	10	25%
Real Property	19	23	21%	15	25	67%	2	109%	9	11	22%	33%	39%	400	322	27	28	4%
Tort Other	118	95	-19%	103	126	22%	31	133%	58	39	-33%	31%	26%	438	349	185	149	-19%
Toxic Tort	1	0	-100%	1	1	0%	1	100%	0	1		0%	100%	0		2	1	-50%
UM/UIM Bod Inj	53	45	-15%	62	58	-6%	13	129%	33	19	-42%	33%	24%	521	374	100	78	-22%
Total	3,518	3,693	5%	3,720	3,706	0%	13	100%	1,614	1,193	-26%	30%	22%	412	288	5,428	5,343	-2%

NOTE: Some Multicounty Litigation (MCL) cases were transferred in November 2014: Atlantic to Bergen = 8,935; Atlantic to Middlesex = 4,070.

CIVIL BACKLOG SUMMARY BY CASETYPE

March 2024

HUDSON

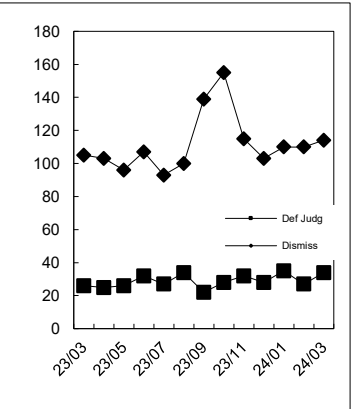
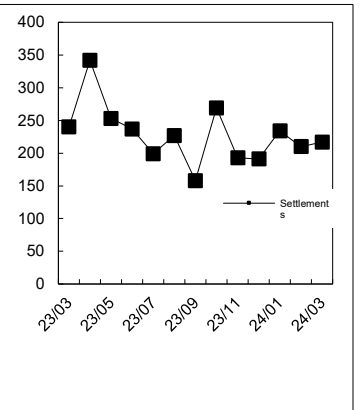
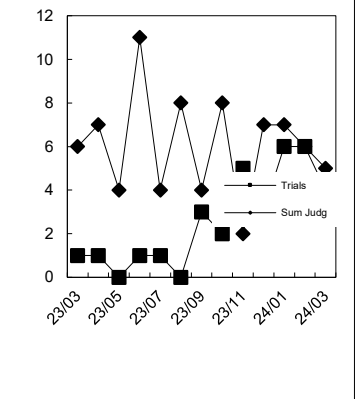
	Cases in Backlog															
	Track 1					Track 2				Track 3			Track 4			Total Backlog
	12 to 18 months	18 to 24 months	24 to 36 months	over 36 months	Total Track 1	18 to 24 months	24 to 36 months	over 36 months	Total Track 2	24 to 36 months	over 36 months	Total Track 3	24 to 36 months	over 36 months	Total Track 4	
Act on Neg Inst	0	0	0	0	0	0	0	0	0	0	0	0	0	0	0	0
Asbestos	0	0	0	0	0	0	0	0	0	0	0	0	0	0	0	0
Assault & Bat	0	0	0	0	0	0	0	0	0	12	6	18	0	0	0	0
Auto - Pers Inj	0	0	0	0	0	208	170	62	440	0	0	0	0	0	0	0
Auto - Property	0	0	0	0	0	2	2	0	4	0	0	0	0	0	0	0
Book Account	14	3	8	6	31	0	0	0	0	0	0	0	1	0	1	32
Civil Rights	0	0	0	0	0	1	1	0	2	1	3	4	0	0	0	6
Complex Comm	0	0	0	0	0	0	0	0	0	0	0	0	5	9	14	14
Condemnation	0	0	0	0	0	0	0	0	0	4	3	7	0	0	0	7
Construction	0	0	0	0	0	2	4	4	10	0	0	0	0	0	0	10
Contract/Comm	0	0	0	0	0	32	34	24	90	0	0	0	0	0	0	90
Employment	0	0	0	0	0	0	1	2	3	0	0	0	0	0	0	3
Lieu of P. Writ	0	0	0	0	0	0	0	0	0	0	0	0	10	26	36	36
Medical Malprac	0	0	0	0	0	0	1	0	1	19	29	48	0	0	0	49
Name Change	0	0	0	0	0	0	0	0	0	0	0	0	0	0	0	0
Other Insurance	4	1	3	1	9	0	0	0	0	0	0	0	0	0	0	9
Other MCL	0	0	0	0	0	0	0	0	0	0	0	0	0	0	0	0
Other Track 1	13	6	9	11	39	1	1	1	3	0	0	0	1	0	1	43
Other Track 3	0	0	0	0	0	0	0	0	0	19	20	39	0	0	0	39
Other Track 4	0	0	0	0	0	0	0	0	0	0	0	0	7	14	21	21
Personal Injury	0	0	0	0	0	117	109	51	277	0	0	0	0	0	0	277
Prod Liability	0	0	0	0	0	0	0	0	0	4	1	5	0	0	0	5
Prof Malpractic	0	0	0	0	0	0	0	0	0	5	13	18	0	0	0	18
PIP Coverage	1	1	0	0	2	0	0	0	0	0	0	0	0	0	0	2
Real Property	7	1	1	2	11	0	0	0	0	0	0	0	0	0	0	11
Tort Other	0	0	0	0	0	14	18	7	39	0	0	0	0	0	0	39
Toxic Tort	0	0	0	0	0	0	0	0	0	1	0	1	0	0	0	1
UM/UIM Bod Inj	0	0	0	0	0	9	9	1	19	0	0	0	0	0	0	19
Total	39	12	21	20	92	386	350	152	888	65	75	140	24	49	73	1,193

NOTE: Some Multicounty Litigation (MCL) cases were transferred in November 2014: Atlantic to Bergen = 8,935; Atlantic to Middlesex = 4,070.

CIVIL RESOLUTION SUMMARY BY CASETYPE
JULY 2023 - MARCH 2024
HUDSON

	Trial			Summary	Default				Total	Percent resolved by					
	Jury	Nonjury	Total		Judgment	Settlement	Judgment	Dismiss		Other	Trial	Sum Jud	Settle	Default J	Dismiss
Act on Neg Inst	0	0	0	0	2	1	0	1	4	0%	0%	50%	25%	0%	25%
Asbestos	0	0	0	0	0	0	0	0	0	0%	0%	0%	0%	0%	0%
Assault & Bat	0	0	0	0	6	1	8	0	15	0%	0%	40%	7%	53%	0%
Auto - Pers Inj	6	1	7	6	1,020	7	379	58	1,477	0%	0%	69%	0%	26%	4%
Auto - Property	0	0	0	0	14	19	20	0	53	0%	0%	26%	36%	38%	0%
Book Account	1	1	2	2	79	105	124	4	316	1%	1%	25%	33%	39%	1%
Civil Rights	0	0	0	1	2	0	3	2	8	0%	13%	25%	0%	38%	25%
Complex Commerc	0	0	0	0	3	0	5	2	10	0%	0%	30%	0%	50%	20%
Condemnation	0	0	0	0	6	0	3	11	20	0%	0%	30%	0%	15%	55%
Construction	0	0	0	0	8	1	9	1	19	0%	0%	42%	5%	47%	5%
Contract/Commer	3	3	6	8	144	102	177	22	459	1%	2%	31%	22%	39%	5%
Employment	0	0	0	1	4	1	3	2	11	0%	9%	36%	9%	27%	18%
Lieu of P. Writ	0	0	0	2	6	1	9	1	19	0%	11%	32%	5%	47%	5%
Medical Malprac	0	0	0	1	21	1	8	0	31	0%	3%	68%	3%	26%	0%
Name Change	0	0	0	0	0	0	1	198	199	0%	0%	0%	0%	1%	99%
Other Insurance	1	0	1	0	9	1	7	4	22	5%	0%	41%	5%	32%	18%
Other MCL	0	0	0	0	0	0	0	0	0	0%	0%	0%	0%	0%	0%
Other Track 1	2	2	4	2	49	10	31	46	142	3%	1%	35%	7%	22%	32%
Other Track 3	1	0	1	2	62	0	26	27	118	1%	2%	53%	0%	22%	23%
Other Track 4	0	0	0	0	5	4	2	2	13	0%	0%	38%	31%	15%	15%
Personal Injury	4	1	5	20	341	5	123	27	521	1%	4%	65%	1%	24%	5%
Prod Liability	0	0	0	0	6	0	2	2	10	0%	0%	60%	0%	20%	20%
Prof Malpractic	2	0	2	2	11	0	6	0	21	10%	10%	52%	0%	29%	0%
PIP Coverage	0	0	0	1	4	0	2	1	8	0%	13%	50%	0%	25%	13%
Real Property	0	0	0	0	5	3	14	3	25	0%	0%	20%	12%	56%	12%
Tort Other	1	0	1	2	49	4	63	7	126	1%	2%	39%	3%	50%	6%
Toxic Tort	0	0	0	0	1	0	0	0	1	0%	0%	100%	0%	0%	0%
UM/UIIM Bod Inj	1	0	1	1	41	1	14	0	58	2%	2%	71%	2%	24%	0%
Total	22	8	30	51	1,898	267	1,039	421	3,706	1%	1%	51%	7%	28%	11%

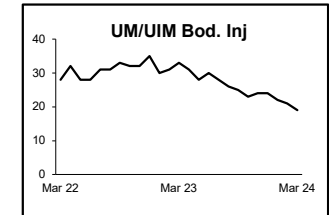
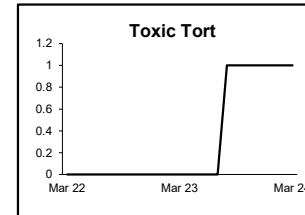
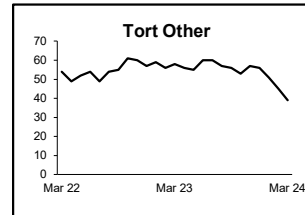
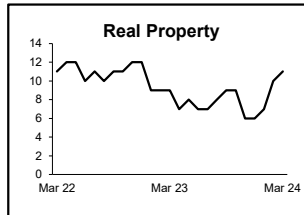
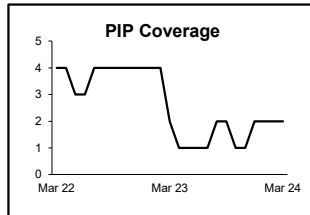
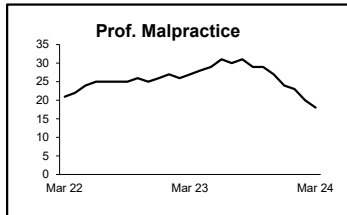
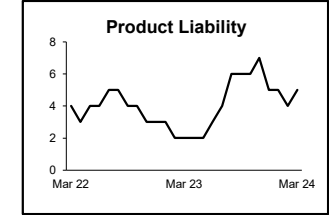
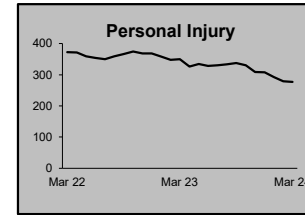
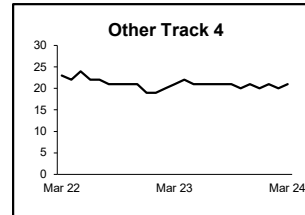
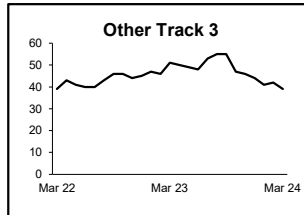
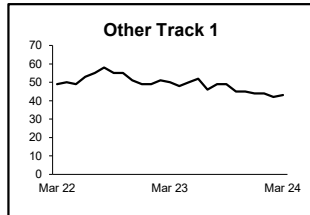
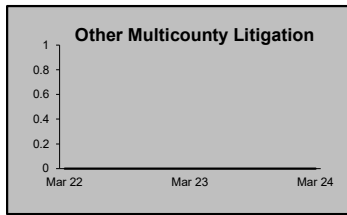
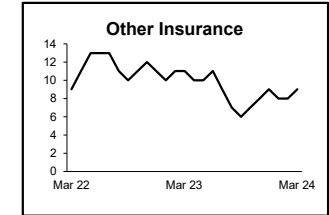
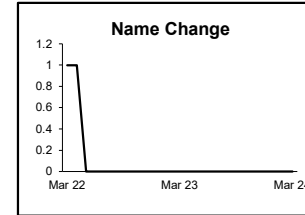
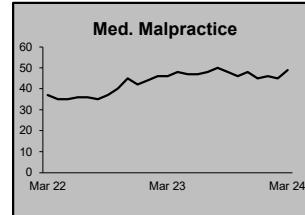
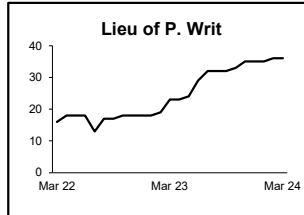
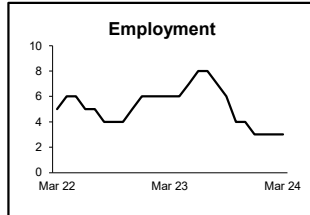
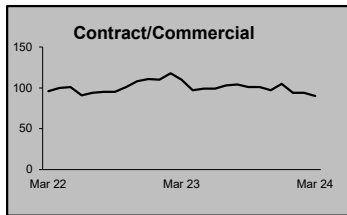
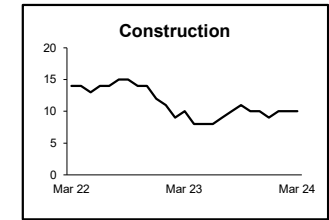
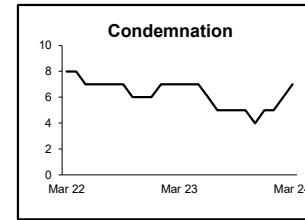
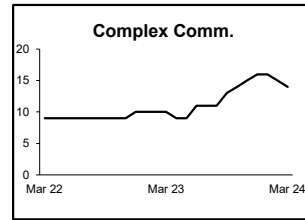
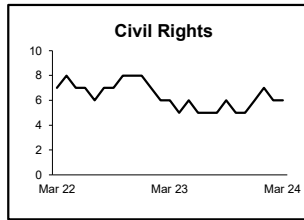
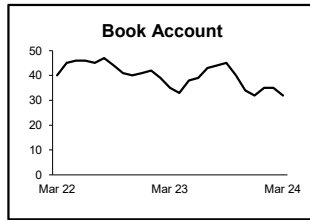
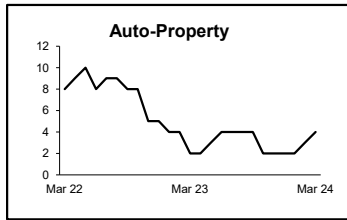
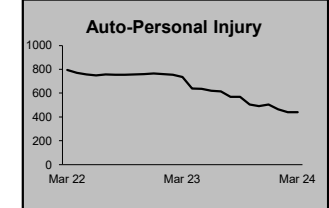
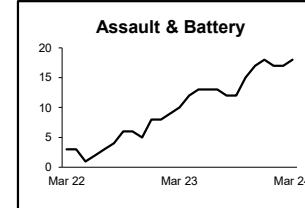
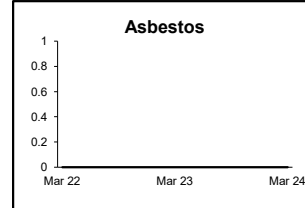
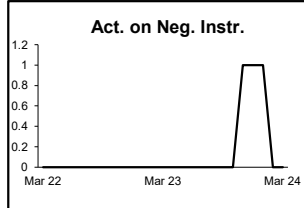
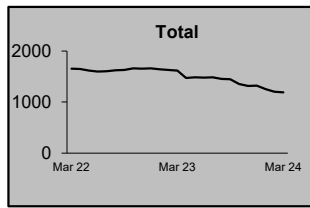
Monthly Resolutions



NOTE: Some Multicounty Litigation (MCL) cases were transferred in November 2014: Atlantic to Bergen = 8,935; Atlantic to Middlesex = 4,070.

**CIVIL BACKLOG BY CASETYPE
MARCH 2024
HUDSON**

	Total	Backlog	% chg
Mar 22		1,654	
Mar 23		1,614	-2%
Mar 24		1,193	-26%



1) Casetypes with the state's largest backlogs are highlighted.

2) Some Multicounty Litigation (MCL) cases were transferred in November 2014: Atlantic to Bergen = 8,935; Atlantic to Middlesex = 4,070.

CIVIL CASELOAD SUMMARY BY CASETYPE
JULY 2023 - MARCH 2024
HUNTERDON

	Filings			Resolutions			Clearance		Backlog			Backlog Percent		Backlog Per 100 Monthly Filings		Active Pending		
	Jul 2022	Jul 2023	percent change	Jul 2022	Jul 2023	percent change	Jul 2023 - Mar 2024 number	percent	Mar 2023	Mar 2024	percent change	Mar 2023	Mar 2024	Mar 2023	Mar 2024	Mar 2023	Mar 2024	percent change
	to Mar 2023	to Mar 2024		to Mar 2023	to Mar 2024													
Act on Neg Inst	2	2	0%	2	1	-50%	-1	50%	1	1	0%	33%	33%	300	400	3	3	0%
Asbestos	0	0	0%	0	0	0%	0	100%	0	0	0%	0%	0%	0	0	0	0	0%
Assault & Bat	2	0	-100%	1	0	-100%	0	100%	1	9	800%	8%	75%	600	10,800	12	12	0%
Auto - Pers Inj	45	56	24%	56	42	-25%	-14	75%	40	38	-5%	38%	32%	686	625	105	119	13%
Auto - Property	5	8	60%	4	3	-25%	-5	38%	2	1	-50%	33%	11%	343	133	6	9	50%
Book Account	41	71	73%	60	54	-10%	-17	76%	6	10	67%	16%	18%	106	135	38	56	47%
Civil Rights	8	8	0%	3	3	0%	-5	38%	1	12	>999%	6%	60%	120	1,800	18	20	11%
Complex Comme	2	0	-100%	2	1	-50%	1	100%	2	3	50%	29%	38%	1,200	1,800	7	8	14%
Condemnation	0	1		0	1		0	100%	0	0	0%	0%	0%	0	0	0	0	0%
Construction	2	7	250%	3	4	33%	-3	57%	0	2		0%	20%	0	267	6	10	67%
Contract/Comme	59	75	27%	68	62	-9%	-13	83%	13	22	69%	19%	26%	179	264	69	86	25%
Employment	4	3	-25%	3	2	-33%	-1	67%	0	0	0%	0%	0%	0	0	1	3	200%
Lieu of P. Writ	6	2	-67%	5	4	-20%	2	200%	2	3	50%	22%	33%	300	900	9	9	0%
Medical Malprac	5	2	-60%	5	1	-80%	-1	50%	22	20	-9%	79%	67%	5,280	4,800	28	30	7%
Name Change	61	47	-23%	65	32	-51%	-15	68%	0	0	0%	0%	0%	0	0	11	28	155%
Other Insurance	5	1	-80%	5	2	-60%	1	200%	2	1	-50%	50%	50%	300	1,200	4	2	-50%
Other MCL	0	1		0	0	0%	-1	0%	0	0	0%	0%	0%	0	0	0	0	0%
Other Track 1	33	28	-15%	30	20	-33%	-8	71%	1	3	200%	5%	13%	26	100	21	24	14%
Other Track 3	14	16	14%	21	16	-24%	0	100%	8	10	25%	24%	29%	480	480	33	35	6%
Other Track 4	3	0	-100%	2	2	0%	2	100%	3	3	0%	60%	75%	1,200	3,600	5	4	-20%
Personal Injury	35	25	-29%	34	35	3%	10	140%	29	34	17%	35%	47%	757	1,166	82	73	-11%
Prod Liability	2	2	0%	2	8	300%	6	400%	1	0	-100%	33%	0%	600	0	3	2	-33%
Prof Malpractic	5	4	-20%	4	9	125%	5	225%	6	3	-50%	40%	25%	1,440	900	15	12	-20%
PIP Coverage	2	1	-50%	1	0	-100%	-1	0%	0	0	0%	0%	0%	0	0	1	1	0%
Real Property	3	6	100%	6	2	-67%	-4	33%	1	3	200%	33%	43%	240	514	3	7	133%
Tort Other	8	11	38%	11	6	-45%	-5	55%	8	10	25%	44%	43%	873	706	18	23	28%
Toxic Tort	1	2	100%	0	1		-1	50%	0	0	0%	0%	0%	0	0	1	1	0%
UM/UIM Bod Inj	2	3	50%	0	5		2	167%	5	4	-20%	50%	67%	2,000	1,600	10	6	-40%
Total	355	382	8%	393	316	-20%	-66	83%	154	192	25%	30%	33%	367	447	509	583	15%

NOTE: Some Multicounty Litigation (MCL) cases were transferred in November 2014: Atlantic to Bergen = 8,935; Atlantic to Middlesex = 4,070.

CIVIL BACKLOG SUMMARY BY CASETYPE

March 2024

HUNTERDON

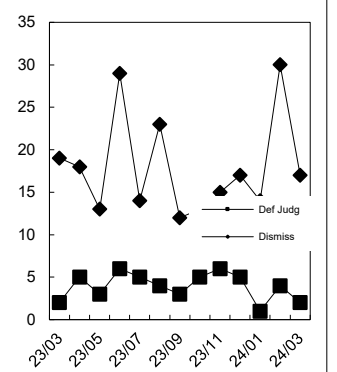
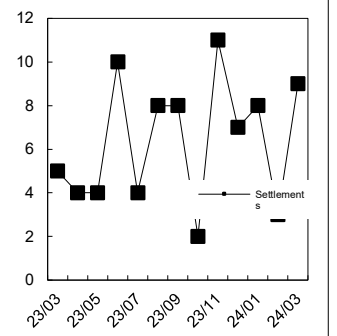
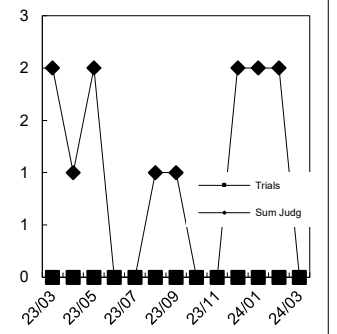
	Cases in Backlog															
	Track 1					Track 2				Track 3			Track 4			Total Backlog
	12 to 18 months	18 to 24 months	24 to 36 months	over 36 months	Total Track 1	18 to 24 months	24 to 36 months	over 36 months	Total Track 2	24 to 36 months	over 36 months	Total Track 3	24 to 36 months	over 36 months	Total Track 4	
Act on Neg Inst	0	1	0	0	1	0	0	0	0	0	0	0	0	0	0	1
Asbestos	0	0	0	0	0	0	0	0	0	0	0	0	0	0	0	0
Assault & Bat	0	0	0	0	0	0	0	0	0	8	1	9	0	0	0	9
Auto - Pers Inj	0	0	0	0	0	12	10	16	38	0	0	0	0	0	0	38
Auto - Property	0	0	0	0	0	0	1	0	1	0	0	0	0	0	0	1
Book Account	4	2	3	1	10	0	0	0	0	0	0	0	0	0	0	10
Civil Rights	0	0	0	0	0	0	0	0	0	11	1	12	0	0	0	12
Complex Comm	0	0	0	0	0	0	0	0	0	0	0	0	2	1	3	3
Condemnation	0	0	0	0	0	0	0	0	0	0	0	0	0	0	0	0
Construction	0	0	0	0	0	1	1	0	2	0	0	0	0	0	0	2
Contract/Comm	0	0	0	0	0	6	8	8	22	0	0	0	0	0	0	22
Employment	0	0	0	0	0	0	0	0	0	0	0	0	0	0	0	0
Lieu of P. Writ	0	0	0	0	0	0	0	0	0	0	0	0	1	2	3	3
Medical Malprac	0	0	0	0	0	0	0	0	0	1	19	20	0	0	0	20
Name Change	0	0	0	0	0	0	0	0	0	0	0	0	0	0	0	0
Other Insurance	0	0	1	0	1	0	0	0	0	0	0	0	0	0	0	1
Other MCL	0	0	0	0	0	0	0	0	0	0	0	0	0	0	0	0
Other Track 1	0	2	1	0	3	0	0	0	0	0	0	0	0	0	0	3
Other Track 3	0	0	0	0	0	0	0	0	0	5	5	10	0	0	0	10
Other Track 4	0	0	0	0	0	0	0	0	0	0	0	0	0	3	3	3
Personal Injury	0	0	0	0	0	11	11	12	34	0	0	0	0	0	0	34
Prod Liability	0	0	0	0	0	0	0	0	0	0	0	0	0	0	0	0
Prof Malpractic	0	0	0	0	0	0	0	0	0	1	2	3	0	0	0	3
PIP Coverage	0	0	0	0	0	0	0	0	0	0	0	0	0	0	0	0
Real Property	0	2	1	0	3	0	0	0	0	0	0	0	0	0	0	3
Tort Other	0	0	0	0	0	0	6	4	10	0	0	0	0	0	0	10
Toxic Tort	0	0	0	0	0	0	0	0	0	0	0	0	0	0	0	0
UM/UIM Bod Inj	0	0	0	0	0	1	1	2	4	0	0	0	0	0	0	4
Total	4	7	6	1	18	31	38	42	111	26	28	54	3	6	9	192

NOTE: Some Multicounty Litigation (MCL) cases were transferred in November 2014: Atlantic to Bergen = 8,935; Atlantic to Middlesex = 4,070.

CIVIL RESOLUTION SUMMARY BY CASETYPE
JULY 2023 - MARCH 2024
HUNTERDON

	Trial			Summary	Default				Total	Percent resolved by					
	Jury	Nonjury	Total		Judgment	Settlement	Judgment	Dismiss		Other	Trial	Sum Jud	Settle	Default J	Dismiss
Act on Neg Inst	0	0	0	0	0	0	1	0	1	0%	0%	0%	0%	100%	0%
Asbestos	0	0	0	0	0	0	0	0	0	0%	0%	0%	0%	0%	0%
Assault & Bat	0	0	0	0	0	0	0	0	0	0%	0%	0%	0%	0%	0%
Auto - Pers Inj	0	0	0	0	8	1	31	2	42	0%	0%	19%	2%	74%	5%
Auto - Property	0	0	0	0	0	1	1	1	3	0%	0%	0%	33%	33%	33%
Book Account	0	0	0	4	12	16	21	1	54	0%	7%	22%	30%	39%	2%
Civil Rights	0	0	0	0	0	0	3	0	3	0%	0%	0%	0%	100%	0%
Complex Commerc	0	0	0	0	0	0	1	0	1	0%	0%	0%	0%	100%	0%
Condemnation	0	0	0	0	0	1	0	0	1	0%	0%	0%	100%	0%	0%
Construction	0	0	0	1	0	1	2	0	4	0%	25%	0%	25%	50%	0%
Contract/Commer	0	0	0	2	9	13	33	5	62	0%	3%	15%	21%	53%	8%
Employment	0	0	0	0	0	0	2	0	2	0%	0%	0%	0%	100%	0%
Lieu of P. Writ	0	0	0	0	0	0	4	0	4	0%	0%	0%	0%	100%	0%
Medical Malprac	0	0	0	0	0	0	1	0	1	0%	0%	0%	0%	100%	0%
Name Change	0	0	0	0	0	0	2	30	32	0%	0%	0%	0%	6%	94%
Other Insurance	0	0	0	0	0	0	2	0	2	0%	0%	0%	0%	100%	0%
Other MCL	0	0	0	0	0	0	0	0	0	0%	0%	0%	0%	0%	0%
Other Track 1	0	0	0	1	4	0	8	7	20	0%	5%	20%	0%	40%	35%
Other Track 3	0	0	0	0	5	0	6	5	16	0%	0%	31%	0%	38%	31%
Other Track 4	0	0	0	0	0	1	1	0	2	0%	0%	0%	50%	50%	0%
Personal Injury	0	0	0	0	14	0	19	2	35	0%	0%	40%	0%	54%	6%
Prod Liability	0	0	0	0	1	0	4	3	8	0%	0%	13%	0%	50%	38%
Prof Malpractic	0	0	0	0	4	0	5	0	9	0%	0%	44%	0%	56%	0%
PIP Coverage	0	0	0	0	0	0	0	0	0	0%	0%	0%	0%	0%	0%
Real Property	0	0	0	0	1	0	1	0	2	0%	0%	50%	0%	50%	0%
Tort Other	0	0	0	0	0	1	4	1	6	0%	0%	0%	17%	67%	17%
Toxic Tort	0	0	0	0	0	0	0	1	1	0%	0%	0%	0%	0%	100%
UM/UIM Bod Inj	0	0	0	0	2	0	3	0	5	0%	0%	40%	0%	60%	0%
Total	0	0	0	8	60	35	155	58	316	0%	3%	19%	11%	49%	18%

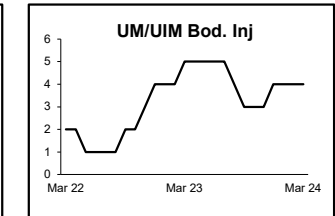
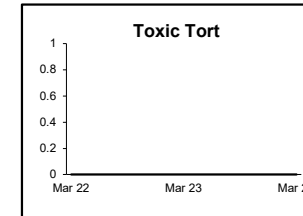
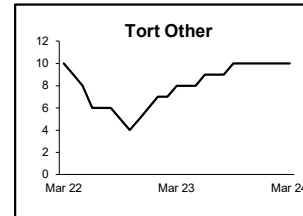
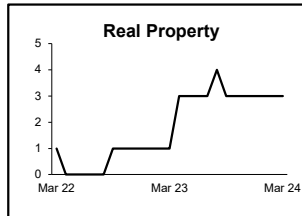
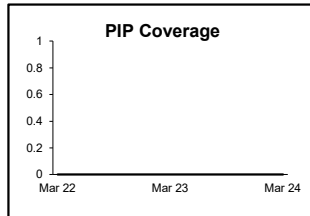
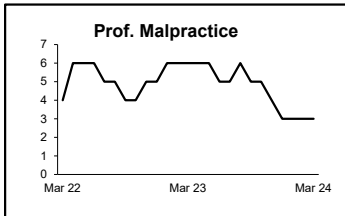
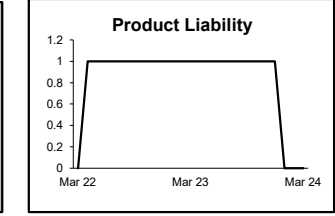
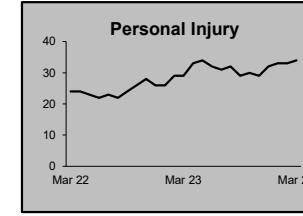
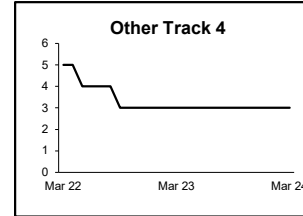
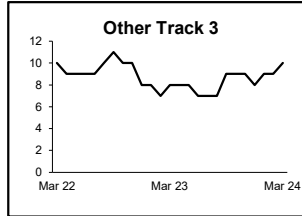
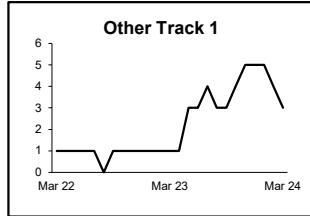
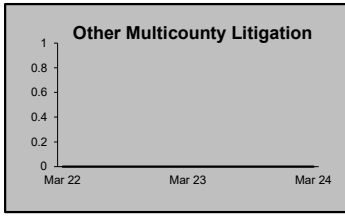
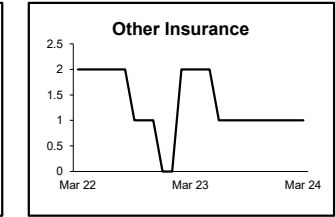

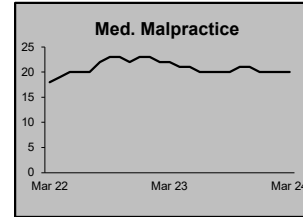
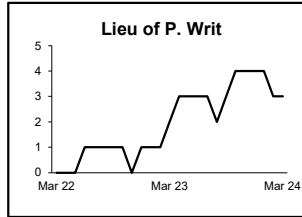
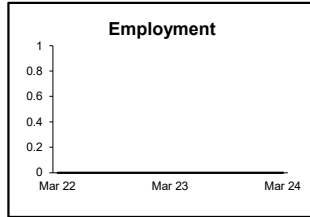
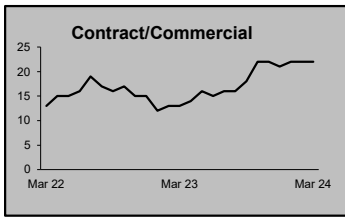
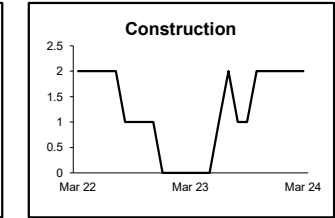
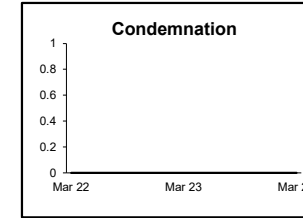
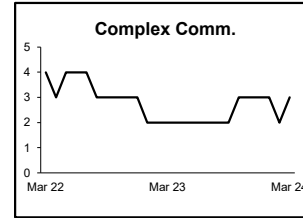
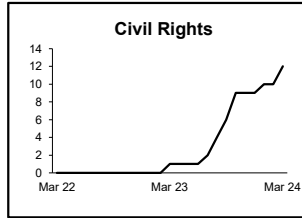
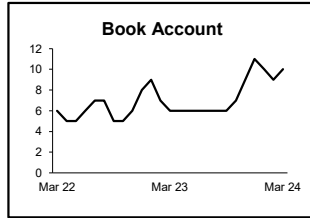
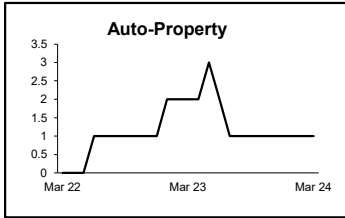
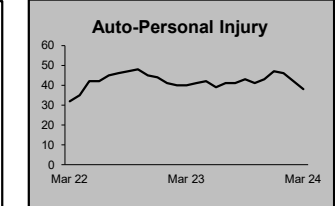
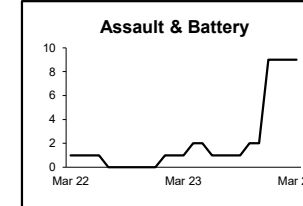
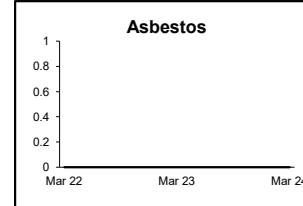
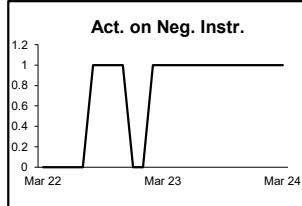
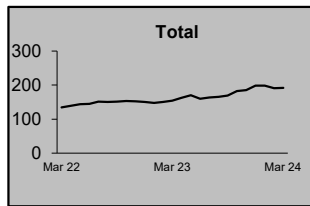
Monthly Resolutions



NOTE: Some Multicounty Litigation (MCL) cases were transferred in November 2014: Atlantic to Bergen = 8,935; Atlantic to Middlesex = 4,070.

**CIVIL BACKLOG BY CASETYPE
MARCH 2024
HUNTERDON**

	Total	Backlog	% chg
Mar 22		135	
Mar 23		154	14%
Mar 24		192	25%



- 1) Casetypes with the state's largest backlogs are highlighted.
- 2) Some Multicounty Litigation (MCL) cases were transferred in November 2014: Atlantic to Bergen = 8,935; Atlantic to Middlesex = 4,070.

CIVIL CASELOAD SUMMARY BY CASETYPE
JULY 2023 - MARCH 2024
MERCER

	Filings			Resolutions			Clearance		Backlog			Backlog Percent		Backlog Per 100 Monthly Filings		Active Pending		
	Jul 2022 to Mar 2023	Jul 2023 to Mar 2024	percent change	Jul 2022 to Mar 2023	Jul 2023 to Mar 2024	percent change	Jul 2023 - Mar 2024		Mar 2023	Mar 2024	percent change	Mar 2023	Mar 2024	Mar 2023	Mar 2024	Mar 2023	Mar 2024	percent change
							number	percent										
Act on Neg Inst	4	2	-50%	3	4	33%	2	200%	0	0	0%	0%	0%	0	0	3	2	-33%
Asbestos	0	0	0%	0	0	0%	0	100%	0	0	0%	0%	0%	0	0	0	0	0%
Assault & Bat	9	7	-22%	6	6	0%	-1	86%	31	86	177%	31%	86%	2,657	11,467	99	100	1%
Auto - Pers Inj	508	466	-8%	568	546	-4%	80	117%	285	211	-26%	32%	27%	534	393	893	784	-12%
Auto - Property	24	48	100%	38	28	-26%	-20	58%	1	2	100%	5%	5%	34	39	22	44	100%
Book Account	203	236	16%	188	202	7%	-34	86%	7	7	0%	5%	4%	31	28	137	157	15%
Civil Rights	36	27	-25%	29	33	14%	6	122%	24	50	108%	27%	58%	576	1,579	89	86	-3%
Complex Comme	17	8	-53%	6	11	83%	3	138%	7	8	14%	26%	33%	442	873	27	24	-11%
Condemnation	1	0	-100%	1	1	0%	1	100%	1	2	100%	50%	67%	1,200	800	2	3	50%
Construction	13	17	31%	11	15	36%	-2	88%	9	12	33%	31%	41%	491	720	29	29	0%
Contract/Comme	193	256	33%	194	301	55%	45	118%	42	36	-14%	19%	15%	202	111	221	245	11%
Employment	15	12	-20%	9	13	44%	1	108%	4	4	0%	24%	25%	282	300	17	16	-6%
Lieu of P. Writ	11	18	64%	21	15	-29%	-3	83%	4	1	-75%	25%	7%	229	50	16	14	-13%
Medical Malprac	24	34	42%	46	31	-33%	-3	91%	41	43	5%	42%	42%	1,367	1,173	97	103	6%
Name Change	103	78	-24%	92	74	-20%	-4	95%	0	1		0%	6%	0	12	26	18	-31%
Other Insurance	11	13	18%	16	12	-25%	-1	92%	5	6	20%	29%	29%	333	327	17	21	24%
Other MCL	3	6	100%	2	6	200%	0	100%	0	0	0%	0%	0%	0	0	1	0	-100%
Other Track 1	158	176	11%	162	154	-5%	-22	88%	34	33	-3%	25%	21%	185	182	136	158	16%
Other Track 3	109	123	13%	96	97	1%	-26	79%	68	67	-1%	31%	27%	604	490	217	245	13%
Other Track 4	15	21	40%	15	18	20%	-3	86%	6	9	50%	24%	35%	450	470	25	26	4%
Personal Injury	248	226	-9%	245	234	-4%	8	104%	154	207	34%	27%	38%	574	842	562	538	-4%
Prod Liability	11	4	-64%	5	3	-40%	-1	75%	2	4	100%	13%	36%	160	960	16	11	-31%
Prof Malpractic	19	20	5%	18	24	33%	4	120%	20	15	-25%	41%	33%	1,043	643	49	45	-8%
PIP Coverage	5	2	-60%	4	5	25%	3	250%	1	1	0%	20%	50%	200	240	5	2	-60%
Real Property	7	6	-14%	7	9	29%	3	150%	3	1	-67%	33%	20%	360	171	9	5	-44%
Tort Other	58	57	-2%	56	70	25%	13	123%	30	57	90%	25%	52%	450	888	121	110	-9%
Toxic Tort	1	0	-100%	0	1		1	100%	1	2	100%	33%	67%	1,200		3	3	0%
UM/UIM Bod Inj	34	39	15%	41	47	15%	8	121%	13	17	31%	19%	28%	312	371	68	61	-10%
Total	1,840	1,902	3%	1,879	1,960	4%	58	103%	793	882	11%	27%	31%	391	412	2,907	2,850	-2%

NOTE: Some Multicounty Litigation (MCL) cases were transferred in November 2014: Atlantic to Bergen = 8,935; Atlantic to Middlesex = 4,070.

CIVIL BACKLOG SUMMARY BY CASETYPE

March 2024

MERCER

	Cases in Backlog															
	Track 1					Track 2				Track 3			Track 4			Total Backlog
	12 to 18 months	18 to 24 months	24 to 36 months	over 36 months	Total Track 1	18 to 24 months	24 to 36 months	over 36 months	Total Track 2	24 to 36 months	over 36 months	Total Track 3	24 to 36 months	over 36 months	Total Track 4	
Act on Neg Inst	0	0	0	0	0	0	0	0	0	0	0	0	0	0	0	0
Asbestos	0	0	0	0	0	0	0	0	0	0	0	0	0	0	0	0
Assault & Bat	0	0	0	0	0	0	0	0	0	55	31	86	0	0	0	86
Auto - Pers Inj	0	0	0	0	0	82	83	45	210	1	0	1	0	0	0	211
Auto - Property	0	0	0	0	0	1	1	0	2	0	0	0	0	0	0	2
Book Account	0	0	0	0	0	2	4	1	7	0	0	0	0	0	0	7
Civil Rights	0	0	0	0	0	0	0	0	0	32	15	47	0	3	3	50
Complex Comm	0	0	0	0	0	0	0	0	0	0	0	0	3	5	8	8
Condemnation	0	0	0	1	1	0	0	0	0	0	1	1	0	0	0	2
Construction	0	0	0	0	0	5	2	5	12	0	0	0	0	0	0	12
Contract/Comm	0	0	0	0	0	10	12	14	36	0	0	0	0	0	0	36
Employment	0	0	0	0	0	1	2	1	4	0	0	0	0	0	0	4
Lieu of P. Writ	0	0	0	0	0	0	0	0	0	0	0	0	0	1	1	1
Medical Malprac	0	0	0	0	0	0	0	0	0	21	22	43	0	0	0	43
Name Change	1	0	0	0	1	0	0	0	0	0	0	0	0	0	0	1
Other Insurance	0	0	0	0	0	2	3	1	6	0	0	0	0	0	0	6
Other MCL	0	0	0	0	0	0	0	0	0	0	0	0	0	0	0	0
Other Track 1	2	2	1	0	5	3	3	2	8	2	17	19	0	1	1	33
Other Track 3	0	0	0	0	0	0	0	0	0	32	35	67	0	0	0	67
Other Track 4	0	0	0	0	0	0	0	0	0	0	0	0	5	4	9	9
Personal Injury	0	0	0	0	0	49	59	28	136	53	18	71	0	0	0	207
Prod Liability	0	0	0	0	0	0	0	0	0	4	0	4	0	0	0	4
Prof Malpractic	0	0	0	0	0	0	0	0	0	8	7	15	0	0	0	15
PIP Coverage	0	0	0	0	0	0	1	0	1	0	0	0	0	0	0	1
Real Property	0	0	0	0	0	1	0	0	1	0	0	0	0	0	0	1
Tort Other	0	0	0	0	0	6	8	5	19	23	15	38	0	0	0	57
Toxic Tort	0	0	0	0	0	0	0	0	0	1	1	2	0	0	0	2
UM/UIM Bod Inj	0	0	0	0	0	13	4	0	17	0	0	0	0	0	0	17
Total	3	2	1	1	7	175	182	102	459	232	162	394	8	14	22	882

NOTE: Some Multicounty Litigation (MCL) cases were transferred in November 2014: Atlantic to Bergen = 8,935; Atlantic to Middlesex = 4,070.

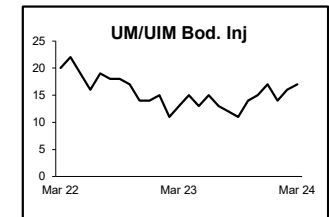
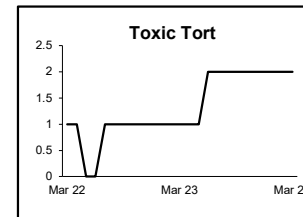
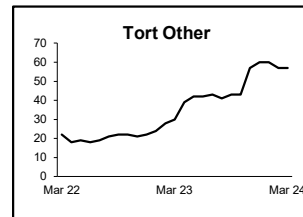
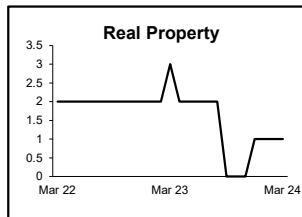
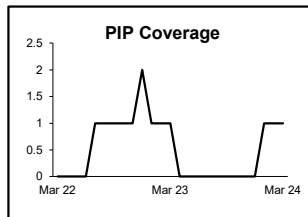
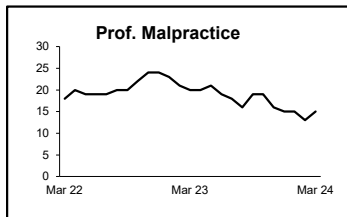
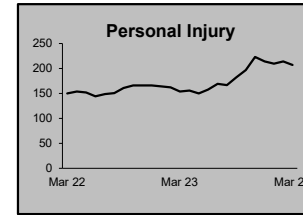
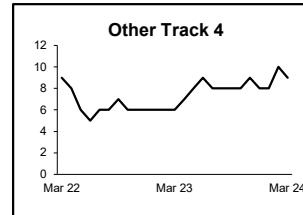
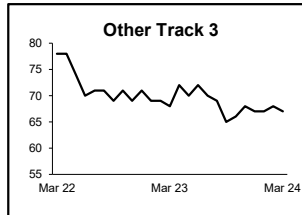
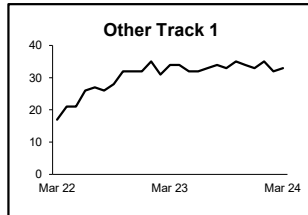
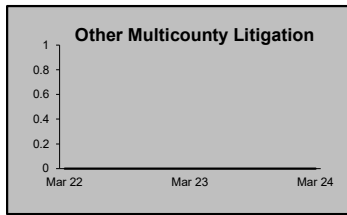
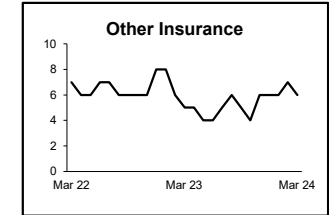

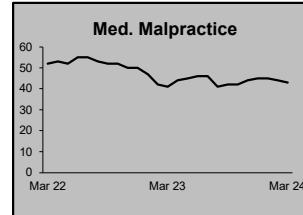
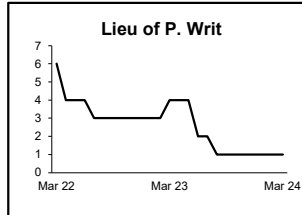
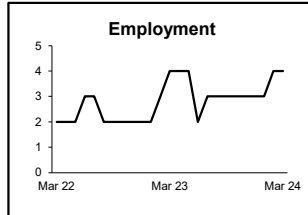
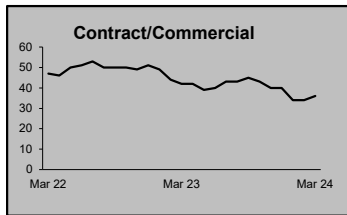
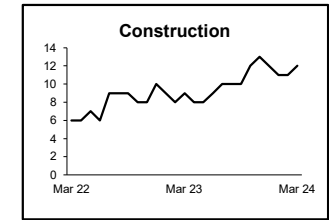
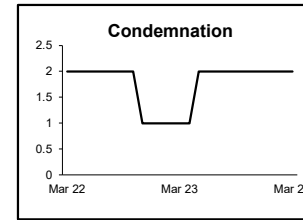
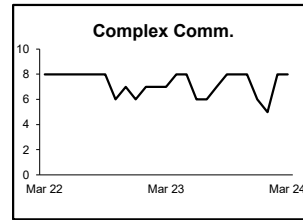
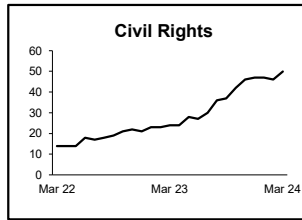
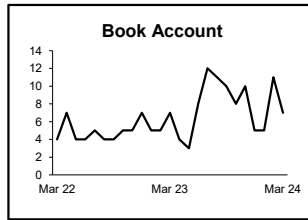
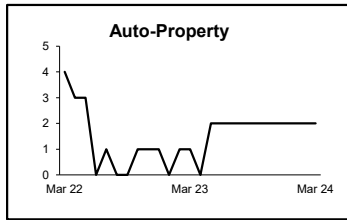
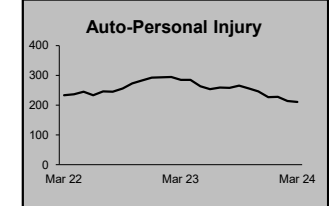
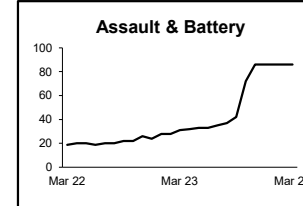
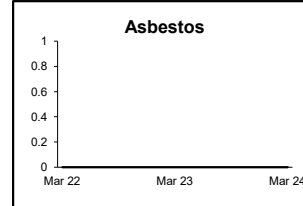
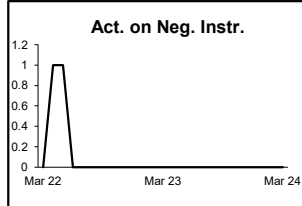
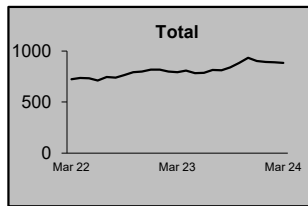
**CIVIL RESOLUTION SUMMARY BY CASETYPE
JULY 2023 - MARCH 2024
MERCER**

	Trial			Summary					Total	Percent resolved by						Monthly Resolutions
	Jury	Nonjury	Total	Judgment	Settlement	Default Judgment	Dismiss	Other		Trial	Sum Jud	Settle	Default J	Dismiss	Other	
Act on Neg Inst	0	0	0	0	1	2	1	0	4	0%	0%	25%	50%	25%	0%	
Asbestos	0	0	0	0	0	0	0	0	0	0%	0%	0%	0%	0%	0%	
Assault & Bat	0	0	0	0	3	0	2	1	6	0%	0%	50%	0%	33%	17%	
Auto - Pers Inj	7	0	7	7	339	8	167	18	546	1%	1%	62%	1%	31%	3%	
Auto - Property	0	0	0	0	6	17	4	1	28	0%	0%	21%	61%	14%	4%	
Book Account	0	1	1	2	52	90	57	0	202	0%	1%	26%	45%	28%	0%	
Civil Rights	0	0	0	1	3	0	24	5	33	0%	3%	9%	0%	73%	15%	
Complex Commerc	0	0	0	0	7	0	3	1	11	0%	0%	64%	0%	27%	9%	
Condemnation	0	0	0	0	1	0	0	0	1	0%	0%	100%	0%	0%	0%	
Construction	0	0	0	0	5	6	4	0	15	0%	0%	33%	40%	27%	0%	
Contract/Commer	1	3	4	11	72	50	114	50	301	1%	4%	24%	17%	38%	17%	
Employment	0	1	1	1	5	0	5	1	13	8%	8%	38%	0%	38%	8%	
Lieu of P. Writ	0	0	0	0	1	0	12	2	15	0%	0%	7%	0%	80%	13%	
Medical Malprac	0	0	0	1	19	0	9	2	31	0%	3%	61%	0%	29%	6%	
Name Change	0	0	0	0	0	0	2	72	74	0%	0%	0%	0%	3%	97%	
Other Insurance	0	2	2	2	1	0	5	2	12	17%	17%	8%	0%	42%	17%	
Other MCL	0	0	0	0	0	0	0	6	6	0%	0%	0%	0%	0%	100%	
Other Track 1	0	0	0	0	40	4	71	39	154	0%	0%	26%	3%	46%	25%	
Other Track 3	0	0	0	5	47	1	29	15	97	0%	5%	48%	1%	30%	15%	
Other Track 4	0	0	0	1	2	3	10	2	18	0%	6%	11%	17%	56%	11%	
Personal Injury	3	1	4	3	144	8	61	14	234	2%	1%	62%	3%	26%	6%	
Prod Liability	0	0	0	0	1	1	1	0	3	0%	0%	33%	33%	33%	0%	
Prof Malpractic	0	0	0	0	15	0	6	3	24	0%	0%	63%	0%	25%	13%	
PIP Coverage	0	0	0	0	2	0	2	1	5	0%	0%	40%	0%	40%	20%	
Real Property	0	0	0	0	1	2	6	0	9	0%	0%	11%	22%	67%	0%	
Tort Other	1	1	2	3	23	14	20	8	70	3%	4%	33%	20%	29%	11%	
Toxic Tort	0	0	0	0	0	0	1	0	1	0%	0%	0%	0%	100%	0%	
UM/UIM Bod Inj	1	0	1	0	25	1	18	2	47	2%	0%	53%	2%	38%	4%	
Total	13	9	22	37	815	207	634	245	1,960	1%	2%	42%	11%	32%	13%	

NOTE: Some Multicounty Litigation (MCL) cases were transferred in November 2014: Atlantic to Bergen = 8,935; Atlantic to Middlesex = 4,070.

**CIVIL BACKLOG BY CASETYPE
MARCH 2024
MERCER**

	Total	Backlog	% chg
Mar 22		724	
Mar 23		793	10%
Mar 24		882	11%



1) Casetypes with the state's largest backlogs are highlighted.

2) Some Multicounty Litigation (MCL) cases were transferred in November 2014: Atlantic to Bergen = 8,935; Atlantic to Middlesex = 4,070.

CIVIL CASELOAD SUMMARY BY CASETYPE
JULY 2023 - MARCH 2024
MIDDLESEX

	Filings			Resolutions			Clearance		Backlog			Backlog Percent		Backlog Per 100 Monthly Filings		Active Pending		
	Jul 2022	Jul 2023	percent change	Jul 2022	Jul 2023	percent change	Jul 2023 - Mar 2024		Mar 2023	Mar 2024	percent change	Mar 2023	Mar 2024	Mar 2023	Mar 2024	Mar 2023	Mar 2024	percent change
	to Mar 2023	to Mar 2024		number	percent													
Act on Neg Inst	2	9	350%	8	6	-25%	-3	67%	1	0	-100%	33%	0%	300	0	3	5	67%
Asbestos	75	158	111%	150	137	-9%	-21	87%	517	541	5%	70%	63%	6,082	2,431	736	855	16%
Assault & Bat	13	9	-31%	17	7	-59%	-2	78%	21	33	57%	42%	61%	1,482	2,640	50	54	8%
Auto - Pers Inj	2,164	2,336	8%	2,405	2,189	-9%	-147	94%	1,098	893	-19%	28%	22%	469	345	3,885	4,013	3%
Auto - Property	75	66	-12%	76	50	-34%	-16	76%	7	8	14%	11%	11%	81	116	65	74	14%
Book Account	412	522	27%	412	446	8%	-76	85%	10	16	60%	4%	5%	21	29	274	355	30%
Civil Rights	17	32	88%	18	19	6%	-13	59%	10	18	80%	29%	36%	522	568	35	50	43%
Complex Comm	31	16	-48%	23	26	13%	10	163%	30	29	-3%	45%	59%	973	1,513	67	49	-27%
Condemnation	18	19	6%	17	26	53%	7	137%	1	1	0%	6%	9%	44	46	16	11	-31%
Construction	20	23	15%	21	19	-10%	-4	83%	14	12	-14%	38%	35%	622	514	37	34	-8%
Contract/Comm	626	756	21%	618	684	11%	-72	90%	60	54	-10%	10%	8%	87	64	597	712	19%
Employment	26	31	19%	26	26	0%	-5	84%	8	5	-38%	25%	14%	310	158	32	35	9%
Lieu of P. Writ	22	27	23%	35	17	-51%	-10	63%	6	8	33%	23%	20%	218	240	26	41	58%
Medical Malprac	134	72	-46%	100	87	-13%	15	121%	122	114	-7%	37%	39%	945	1,555	330	295	-11%
Name Change	199	214	8%	204	214	5%	0	100%	0	0	0%	0%	0%	0	0	29	32	10%
Other Insurance	29	34	17%	25	37	48%	3	109%	4	7	75%	12%	27%	102	205	33	26	-21%
Other MCL	59	21	-64%	370	66	-82%	45	314%	3,991	3,954	-1%	97%	99%	54,423	139,553	4,135	3,985	-4%
Other Track 1	271	254	-6%	295	240	-19%	-14	94%	23	19	-17%	10%	10%	74	67	226	193	-15%
Other Track 3	162	226	40%	170	169	-1%	-57	75%	45	42	-7%	16%	13%	257	178	279	325	16%
Other Track 4	18	8	-56%	26	13	-50%	5	163%	15	13	-13%	47%	54%	783	1,418	32	24	-25%
Personal Injury	837	795	-5%	746	779	4%	-16	98%	425	407	-4%	27%	26%	481	469	1,561	1,563	0%
Prod Liability	81	26	-68%	33	30	-9%	4	115%	14	19	36%	13%	32%	162	507	110	60	-45%
Prof Malpractic	29	29	0%	43	34	-21%	5	117%	17	17	0%	27%	24%	638	551	64	70	9%
PIP Coverage	12	16	33%	6	16	167%	0	100%	0	3		0%	21%	0	144	10	14	40%
Real Property	12	17	42%	19	10	-47%	-7	59%	2	2	0%	22%	12%	114	92	9	17	89%
Tort Other	103	93	-10%	113	100	-12%	7	108%	36	33	-8%	26%	25%	309	309	140	131	-6%
Toxic Tort	4	3	-25%	3	2	-33%	-1	67%	1	0	-100%	20%	0%	300	0	5	8	60%
UM/UIM Bod Inj	158	150	-5%	180	156	-13%	6	104%	70	54	-23%	27%	21%	389	319	264	255	-3%
Total	5,609	5,962	6%	6,159	5,605	-9%	-357	94%	6,548	6,302	-4%	50%	47%	1,068	953	13,050	13,286	2%

NOTE: Some Multicounty Litigation (MCL) cases were transferred in November 2014: Atlantic to Bergen = 8,935; Atlantic to Middlesex = 4,070.

CIVIL BACKLOG SUMMARY BY CASETYPE

March 2024

MIDDLESEX

	Cases in Backlog															
	Track 1					Track 2				Track 3			Track 4			Total Backlog
	12 to 18 months	18 to 24 months	24 to 36 months	over 36 months	Total Track 1	18 to 24 months	24 to 36 months	over 36 months	Total Track 2	24 to 36 months	over 36 months	Total Track 3	24 to 36 months	over 36 months	Total Track 4	
Act on Neg Inst	0	0	0	0	0	0	0	0	0	0	0	0	0	0	0	0
Asbestos	0	0	0	0	0	0	0	0	0	0	0	0	106	435	541	541
Assault & Bat	0	0	0	0	0	0	0	0	0	15	18	33	0	0	0	33
Auto - Pers Inj	0	0	0	0	0	446	320	127	893	0	0	0	0	0	0	893
Auto - Property	0	0	0	0	0	5	1	2	8	0	0	0	0	0	0	8
Book Account	12	3	0	1	16	0	0	0	0	0	0	0	0	0	0	16
Civil Rights	0	0	0	0	0	0	0	0	0	12	6	18	0	0	0	18
Complex Comm	0	0	0	0	0	0	0	0	0	0	0	0	11	18	29	29
Condemnation	0	0	0	0	0	0	0	0	0	0	1	1	0	0	0	1
Construction	0	0	0	0	0	3	4	5	12	0	0	0	0	0	0	12
Contract/Comm	0	0	0	0	0	28	23	3	54	0	0	0	0	0	0	54
Employment	0	0	0	0	0	1	3	1	5	0	0	0	0	0	0	5
Lieu of P. Writ	0	0	0	0	0	0	0	0	0	0	0	0	3	5	8	8
Medical Malprac	0	0	0	0	0	0	0	0	0	61	53	114	0	0	0	114
Name Change	0	0	0	0	0	0	0	0	0	0	0	0	0	0	0	0
Other Insurance	3	3	1	0	7	0	0	0	0	0	0	0	0	0	0	7
Other MCL	0	0	0	0	0	0	0	0	0	0	0	0	112	3,842	3,954	3,954
Other Track 1	12	2	3	0	17	2	0	0	2	0	0	0	0	0	0	19
Other Track 3	0	0	0	0	0	0	0	0	0	35	7	42	0	0	0	42
Other Track 4	0	0	0	0	0	0	0	0	0	0	0	0	5	8	13	13
Personal Injury	0	0	0	0	0	179	166	62	407	0	0	0	0	0	0	407
Prod Liability	0	0	0	0	0	0	0	0	0	15	4	19	0	0	0	19
Prof Malpractic	0	0	0	0	0	0	0	0	0	10	7	17	0	0	0	17
PIP Coverage	3	0	0	0	3	0	0	0	0	0	0	0	0	0	0	3
Real Property	1	0	1	0	2	0	0	0	0	0	0	0	0	0	0	2
Tort Other	0	0	0	0	0	13	16	4	33	0	0	0	0	0	0	33
Toxic Tort	0	0	0	0	0	0	0	0	0	0	0	0	0	0	0	0
UM/UIM Bod Inj	0	0	0	0	0	26	18	10	54	0	0	0	0	0	0	54
Total	31	8	5	1	45	703	551	214	1,468	148	96	244	237	4,308	4,545	6,302

NOTE: Some Multicounty Litigation (MCL) cases were transferred in November 2014: Atlantic to Bergen = 8,935; Atlantic to Middlesex = 4,070.

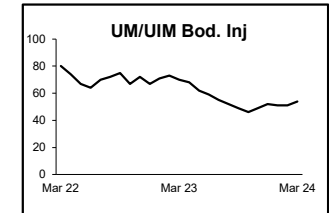
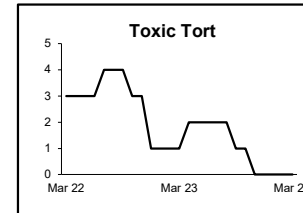
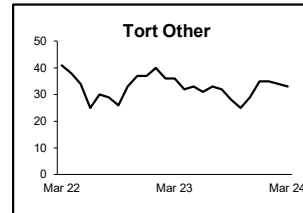
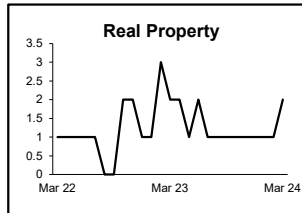
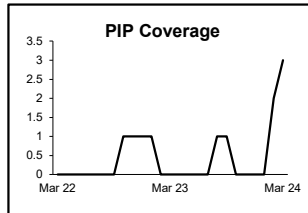
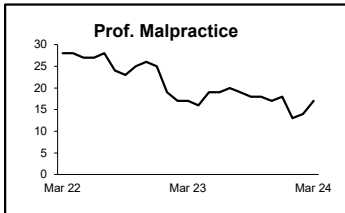
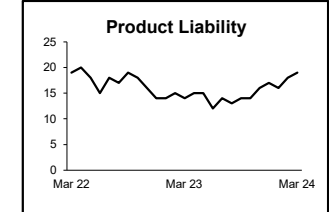
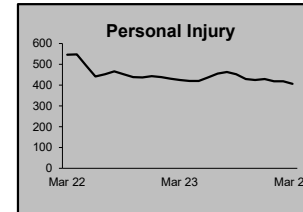
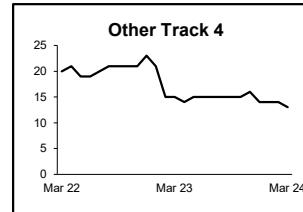
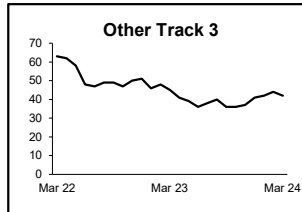
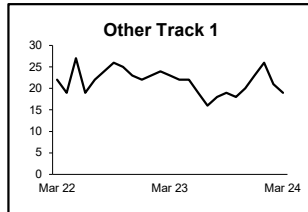
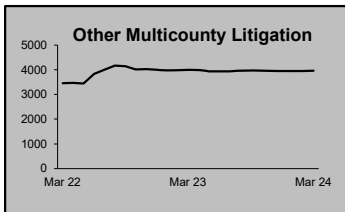
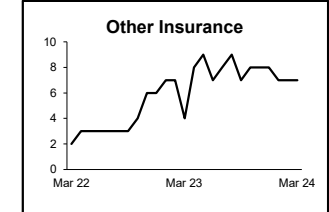
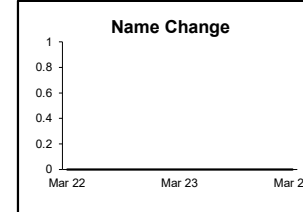
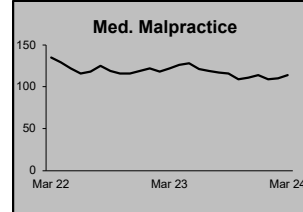
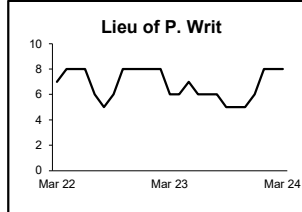
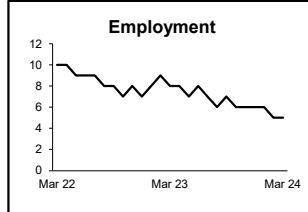
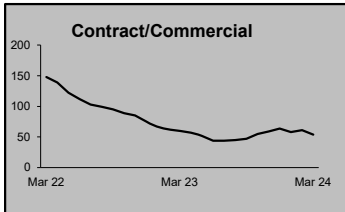
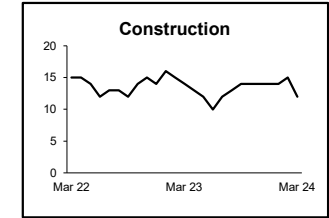
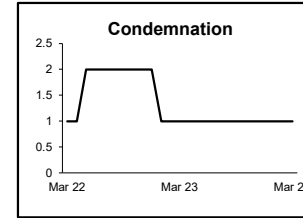
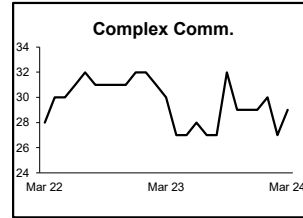
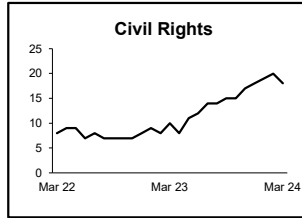
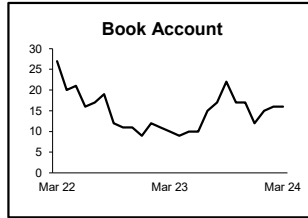
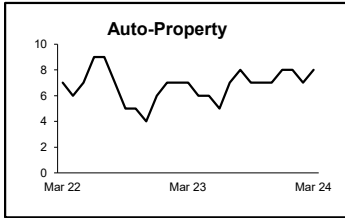
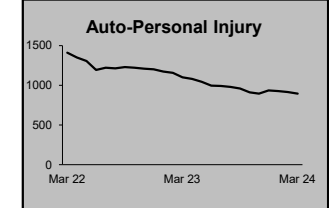
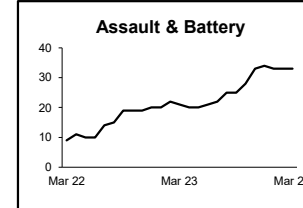
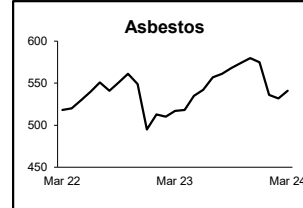
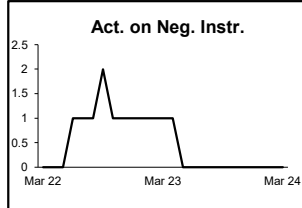
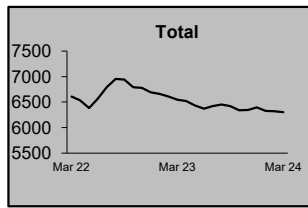
**CIVIL RESOLUTION SUMMARY BY CASETYPE
JULY 2023 - MARCH 2024
MIDDLESEX**

	Trial			Summary	Default					Total	Percent resolved by						Monthly Resolutions
	Jury	Nonjury	Total		Judgment	Settlement	Judgment	Dismiss	Other		Trial	Sum Jud	Settle	Default J	Dismiss	Other	
Act on Neg Inst	0	0	0	1	0	3	2	0	6	0%	17%	0%	50%	33%	0%		
Asbestos	0	0	0	0	126	0	9	2	137	0%	0%	92%	0%	7%	1%		
Assault & Bat	0	0	0	0	1	0	6	0	7	0%	0%	14%	0%	86%	0%		
Auto - Pers Inj	28	0	28	4	670	10	1,376	101	2,189	1%	0%	31%	0%	63%	5%		
Auto - Property	0	0	0	0	10	9	28	3	50	0%	0%	20%	18%	56%	6%		
Book Account	0	0	0	6	64	158	204	14	446	0%	1%	14%	35%	46%	3%		
Civil Rights	0	0	0	0	1	0	14	4	19	0%	0%	5%	0%	74%	21%		
Complex Commerc	0	0	0	0	8	0	14	4	26	0%	0%	31%	0%	54%	15%		
Condemnation	0	0	0	0	6	0	4	16	26	0%	0%	23%	0%	15%	62%		
Construction	0	0	0	0	5	1	11	2	19	0%	0%	26%	5%	58%	11%		
Contract/Commer	1	1	2	13	103	198	338	30	684	0%	2%	15%	29%	49%	4%		
Employment	1	0	1	0	7	0	11	7	26	4%	0%	27%	0%	42%	27%		
Lieu of P. Writ	0	0	0	0	2	0	14	1	17	0%	0%	12%	0%	82%	6%		
Medical Malprac	5	0	5	0	44	0	34	4	87	6%	0%	51%	0%	39%	5%		
Name Change	0	0	0	0	0	0	24	190	214	0%	0%	0%	0%	11%	89%		
Other Insurance	0	0	0	1	5	3	25	3	37	0%	3%	14%	8%	68%	8%		
Other MCL	0	0	0	0	0	0	65	1	66	0%	0%	0%	0%	98%	2%		
Other Track 1	0	0	0	2	33	19	138	48	240	0%	1%	14%	8%	58%	20%		
Other Track 3	4	1	5	0	49	2	86	27	169	3%	0%	29%	1%	51%	16%		
Other Track 4	0	0	0	1	3	3	6	0	13	0%	8%	23%	23%	46%	0%		
Personal Injury	11	0	11	4	301	7	375	81	779	1%	1%	39%	1%	48%	10%		
Prod Liability	0	0	0	0	5	0	12	13	30	0%	0%	17%	0%	40%	43%		
Prof Malpractic	3	0	3	0	10	0	19	2	34	9%	0%	29%	0%	56%	6%		
PIP Coverage	0	0	0	0	2	0	13	1	16	0%	0%	13%	0%	81%	6%		
Real Property	1	0	1	0	0	0	4	5	10	10%	0%	0%	0%	40%	50%		
Tort Other	0	0	0	2	29	3	58	8	100	0%	2%	29%	3%	58%	8%		
Toxic Tort	0	0	0	0	1	0	1	0	2	0%	0%	50%	0%	50%	0%		
UM/UIM Bod Inj	1	0	1	0	47	0	100	8	156	1%	0%	30%	0%	64%	5%		
Total	55	2	57	34	1,532	416	2,991	575	5,605	1%	1%	27%	7%	53%	10%		

NOTE: Some Multicounty Litigation (MCL) cases were transferred in November 2014: Atlantic to Bergen = 8,935; Atlantic to Middlesex = 4,070.

**CIVIL BACKLOG BY CASETYPE
MARCH 2024
MIDDLESEX**

	Total	Backlog	% chg
Mar 22		6,606	
Mar 23		6,548	-1%
Mar 24		6,302	-4%



1) Casetypes with the state's largest backlogs are highlighted.

2) Some Multicounty Litigation (MCL) cases were transferred in November 2014: Atlantic to Bergen = 8,935; Atlantic to Middlesex = 4,070.

CIVIL CASELOAD SUMMARY BY CASETYPE
JULY 2023 - MARCH 2024
MONMOUTH

	Filings			Resolutions			Clearance		Backlog			Backlog Percent		Backlog Per 100 Monthly Filings		Active Pending		
	Jul 2022	Jul 2023	percent change	Jul 2022	Jul 2023	percent change	Jul 2023 - Mar 2024		Mar 2023	Mar 2024	percent change	Mar 2023	Mar 2024	Mar 2023	Mar 2024	Mar 2023	Mar 2024	percent change
	to Mar 2023	to Mar 2024		number	percent													
Act on Neg Inst	2	8	300%	6	7	17%	-1	88%	2	0	-100%	50%	0%	600	0	4	6	50%
Asbestos	1	1	0%	1	1	0%	0	100%	0	0	0%	0%	0%	0	0	0	0	0%
Assault & Bat	15	10	-33%	19	21	11%	11	210%	11	23	109%	22%	59%	776	2,123	49	39	-20%
Auto - Pers Inj	794	886	12%	819	970	18%	84	109%	478	283	-41%	31%	19%	560	283	1,547	1,469	-5%
Auto - Property	38	43	13%	38	34	-11%	-9	79%	3	4	33%	8%	8%	68	89	38	49	29%
Book Account	291	395	36%	343	345	1%	-50	87%	24	25	4%	11%	9%	66	58	213	285	34%
Civil Rights	9	16	78%	8	11	38%	-5	69%	2	8	300%	11%	29%	185	417	19	28	47%
Complex Comme	27	13	-52%	13	30	131%	17	231%	21	10	-52%	43%	28%	764	667	49	36	-27%
Condemnation	24	21	-13%	9	33	267%	12	157%	2	2	0%	6%	15%	96	109	31	13	-58%
Construction	33	27	-18%	37	33	-11%	6	122%	15	15	0%	29%	30%	462	486	52	50	-4%
Contract/Comme	453	558	23%	404	545	35%	-13	98%	111	80	-28%	21%	14%	228	129	531	572	8%
Employment	6	11	83%	7	14	100%	3	127%	2	1	-50%	13%	10%	218	80	15	10	-33%
Lieu of P. Writ	39	31	-21%	36	46	28%	15	148%	14	7	-50%	20%	14%	311	191	69	50	-28%
Medical Malprac	60	71	18%	72	79	10%	8	111%	104	82	-21%	44%	37%	1,418	1,036	234	219	-6%
Name Change	149	156	5%	143	144	1%	-12	92%	0	1		0%	2%	0	6	50	55	10%
Other Insurance	18	23	28%	19	18	-5%	-5	78%	8	4	-50%	40%	18%	384	166	20	22	10%
Other MCL	0	0	0%	0	0	0%	0	100%	0	0	0%	0%	0%	0	0	0	0	0%
Other Track 1	191	242	27%	158	235	49%	-7	97%	59	36	-39%	29%	18%	284	137	203	200	-1%
Other Track 3	94	145	54%	94	112	19%	-33	77%	35	33	-6%	19%	14%	375	205	182	229	26%
Other Track 4	15	8	-47%	13	17	31%	9	213%	28	25	-11%	47%	49%	1,600	2,308	60	51	-15%
Personal Injury	439	466	6%	444	470	6%	4	101%	262	195	-26%	29%	23%	551	383	890	858	-4%
Prod Liability	11	10	-9%	15	13	-13%	3	130%	6	1	-83%	27%	5%	424	86	22	22	0%
Prof Malpractic	41	25	-39%	38	33	-13%	8	132%	33	26	-21%	35%	31%	808	918	94	83	-12%
PIP Coverage	9	1	-89%	10	6	-40%	5	600%	0	0	0%	0%	0%	0	0	3	2	-33%
Real Property	27	18	-33%	27	18	-33%	0	100%	14	7	-50%	44%	35%	454	365	32	20	-38%
Tort Other	124	85	-31%	107	104	-3%	19	122%	40	26	-35%	24%	20%	284	258	168	133	-21%
Toxic Tort	1	1	0%	1	2	100%	1	200%	0	0	0%	0%	0%	0	0	1	0	-100%
UM/UIM Bod Inj	52	42	-19%	64	77	20%	35	183%	26	9	-65%	25%	13%	433	180	103	67	-35%
Total	2,963	3,313	12%	2,945	3,418	16%	105	103%	1,300	903	-31%	28%	20%	398	245	4,679	4,568	-2%

NOTE: Some Multicounty Litigation (MCL) cases were transferred in November 2014: Atlantic to Bergen = 8,935; Atlantic to Middlesex = 4,070.

CIVIL BACKLOG SUMMARY BY CASETYPE

March 2024

MONMOUTH

	Cases in Backlog															
	Track 1					Track 2				Track 3			Track 4			Total Backlog
	12 to 18 months	18 to 24 months	24 to 36 months	over 36 months	Total Track 1	18 to 24 months	24 to 36 months	over 36 months	Total Track 2	24 to 36 months	over 36 months	Total Track 3	24 to 36 months	over 36 months	Total Track 4	
Act on Neg Inst	0	0	0	0	0	0	0	0	0	0	0	0	0	0	0	0
Asbestos	0	0	0	0	0	0	0	0	0	0	0	0	0	0	0	0
Assault & Bat	0	0	0	0	0	0	0	0	0	18	5	23	0	0	0	23
Auto - Pers Inj	0	0	0	0	0	136	111	36	283	0	0	0	0	0	0	283
Auto - Property	0	0	0	0	0	2	1	1	4	0	0	0	0	0	0	4
Book Account	18	5	1	1	25	0	0	0	0	0	0	0	0	0	0	25
Civil Rights	0	0	0	0	0	0	0	0	0	8	0	8	0	0	0	8
Complex Comm	0	0	0	0	0	0	0	0	0	0	0	0	2	8	10	10
Condemnation	0	0	0	0	0	0	0	0	0	2	0	2	0	0	0	2
Construction	0	0	0	0	0	5	6	4	15	0	0	0	0	0	0	15
Contract/Comm	0	0	0	0	0	29	27	22	78	1	0	1	1	0	1	80
Employment	0	0	0	0	0	1	0	0	1	0	0	0	0	0	0	1
Lieu of P. Writ	0	1	0	0	1	0	0	0	0	0	0	0	3	3	6	7
Medical Malprac	0	0	0	0	0	0	0	0	0	38	44	82	0	0	0	82
Name Change	1	0	0	0	1	0	0	0	0	0	0	0	0	0	0	1
Other Insurance	0	3	1	0	4	0	0	0	0	0	0	0	0	0	0	4
Other MCL	0	0	0	0	0	0	0	0	0	0	0	0	0	0	0	0
Other Track 1	11	6	9	9	35	0	1	0	1	0	0	0	0	0	0	36
Other Track 3	0	0	0	0	0	0	0	0	0	23	10	33	0	0	0	33
Other Track 4	0	0	0	0	0	0	0	0	0	0	0	0	11	14	25	25
Personal Injury	0	0	0	0	0	80	84	31	195	0	0	0	0	0	0	195
Prod Liability	0	0	0	0	0	0	0	0	0	1	0	1	0	0	0	1
Prof Malpractic	0	0	0	0	0	0	0	0	0	13	13	26	0	0	0	26
PIP Coverage	0	0	0	0	0	0	0	0	0	0	0	0	0	0	0	0
Real Property	4	0	3	0	7	0	0	0	0	0	0	0	0	0	0	7
Tort Other	0	0	0	0	0	11	8	7	26	0	0	0	0	0	0	26
Toxic Tort	0	0	0	0	0	0	0	0	0	0	0	0	0	0	0	0
UM/UIM Bod Inj	0	0	0	0	0	6	3	0	9	0	0	0	0	0	0	9
Total	34	15	14	10	73	270	241	101	612	104	72	176	17	25	42	903

NOTE: Some Multicounty Litigation (MCL) cases were transferred in November 2014: Atlantic to Bergen = 8,935; Atlantic to Middlesex = 4,070.

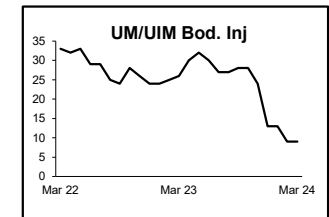
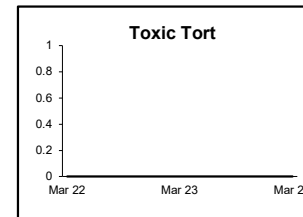
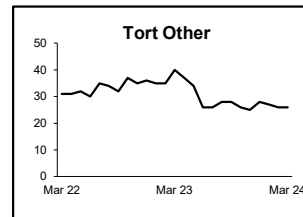
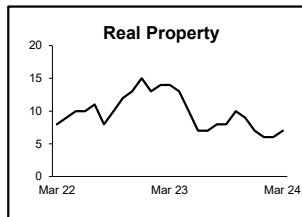
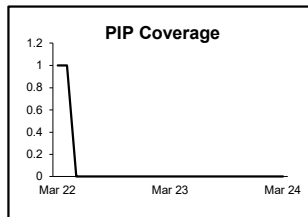
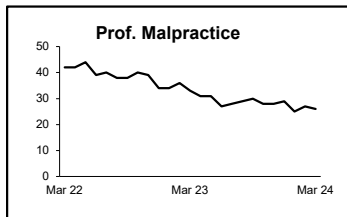
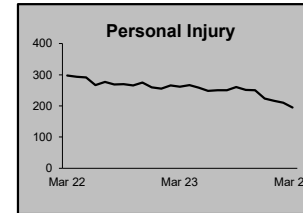
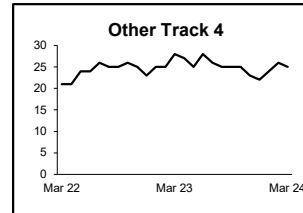
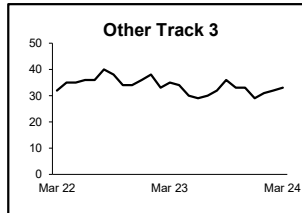
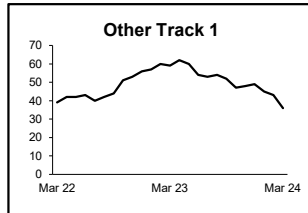
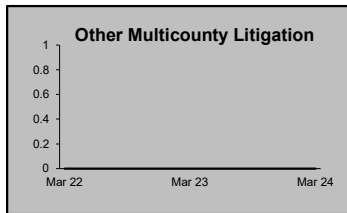
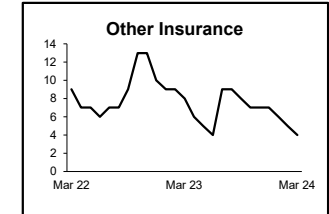
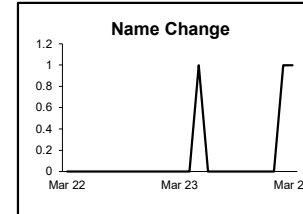
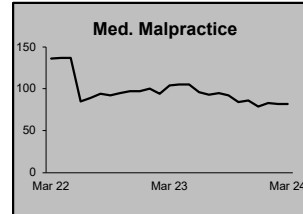
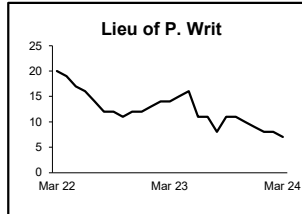
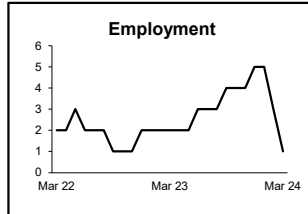
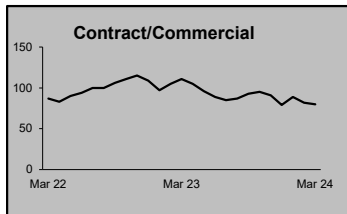
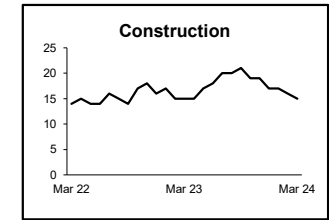
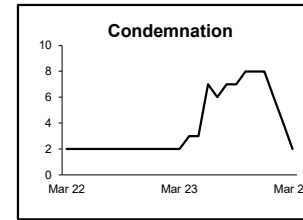
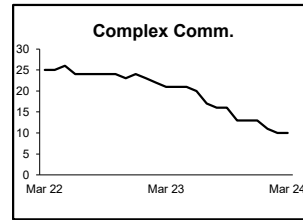
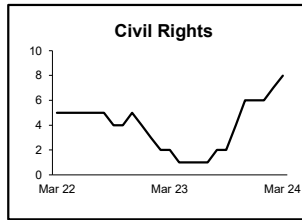
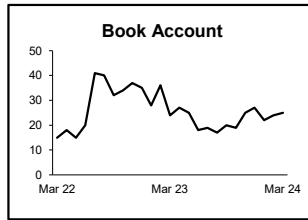
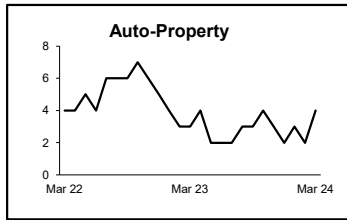
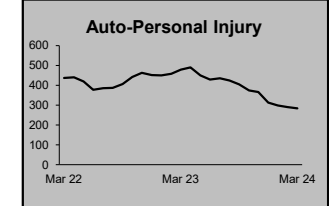
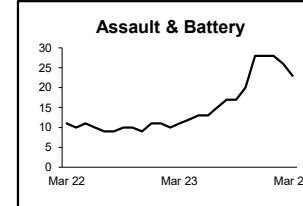
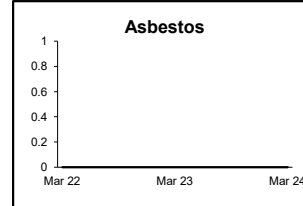
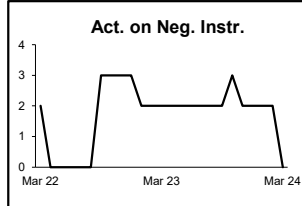
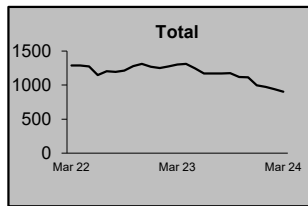
CIVIL RESOLUTION SUMMARY BY CASETYPE
JULY 2023 - MARCH 2024
MONMOUTH

	Trial			Summary	Default				Total	Percent resolved by						Monthly Resolutions
	Jury	Nonjury	Total		Judgment	Settlement	Judgment	Dismiss		Other	Trial	Sum Jud	Settle	Default J	Dismiss	
Act on Neg Inst	0	0	0	0	3	2	2	0	7	0%	0%	43%	29%	29%	0%	
Asbestos	0	0	0	0	1	0	0	0	1	0%	0%	100%	0%	0%	0%	
Assault & Bat	1	0	1	0	10	1	8	1	21	5%	0%	48%	5%	38%	5%	
Auto - Pers Inj	19	3	22	13	787	5	108	35	970	2%	1%	81%	1%	11%	4%	
Auto - Property	0	0	0	0	18	5	9	2	34	0%	0%	53%	15%	26%	6%	
Book Account	0	0	0	3	123	96	117	6	345	0%	1%	36%	28%	34%	2%	
Civil Rights	0	0	0	0	1	1	5	4	11	0%	0%	9%	9%	45%	36%	
Complex Commerc	1	0	1	2	17	0	8	2	30	3%	7%	57%	0%	27%	7%	
Condemnation	0	0	0	0	23	0	1	9	33	0%	0%	70%	0%	3%	27%	
Construction	0	3	3	0	16	5	9	0	33	9%	0%	48%	15%	27%	0%	
Contract/Commer	0	8	8	12	226	103	147	49	545	1%	2%	41%	19%	27%	9%	
Employment	0	0	0	1	6	1	2	4	14	0%	7%	43%	7%	14%	29%	
Lieu of P. Writ	0	4	4	1	15	0	8	18	46	9%	2%	33%	0%	17%	39%	
Medical Malprac	5	0	5	1	57	0	14	2	79	6%	1%	72%	0%	18%	3%	
Name Change	0	0	0	0	0	0	8	136	144	0%	0%	0%	0%	6%	94%	
Other Insurance	0	0	0	1	11	1	3	2	18	0%	6%	61%	6%	17%	11%	
Other MCL	0	0	0	0	0	0	0	0	0	0%	0%	0%	0%	0%	0%	
Other Track 1	0	4	4	2	119	7	54	49	235	2%	1%	51%	3%	23%	21%	
Other Track 3	0	0	0	1	77	2	17	15	112	0%	1%	69%	2%	15%	13%	
Other Track 4	0	0	0	2	12	0	1	2	17	0%	12%	71%	0%	6%	12%	
Personal Injury	3	0	3	9	361	8	61	28	470	1%	2%	77%	2%	13%	6%	
Prod Liability	0	0	0	0	10	0	0	3	13	0%	0%	77%	0%	0%	23%	
Prof Malpractic	1	0	1	2	19	1	10	0	33	3%	6%	58%	3%	30%	0%	
PIP Coverage	0	0	0	0	4	0	2	0	6	0%	0%	67%	0%	33%	0%	
Real Property	0	0	0	1	7	3	4	3	18	0%	6%	39%	17%	22%	17%	
Tort Other	1	0	1	1	61	10	27	4	104	1%	1%	59%	10%	26%	4%	
Toxic Tort	0	0	0	0	1	0	0	1	2	0%	0%	50%	0%	0%	50%	
UM/UIM Bod Inj	2	0	2	2	64	1	7	1	77	3%	3%	83%	1%	9%	1%	
Total	33	22	55	54	2,049	252	632	376	3,418	2%	2%	60%	7%	18%	11%	

NOTE: Some Multicounty Litigation (MCL) cases were transferred in November 2014: Atlantic to Bergen = 8,935; Atlantic to Middlesex = 4,070.

**CIVIL BACKLOG BY CASETYPE
MARCH 2024
MONMOUTH**

	Total	Backlog	% chg
Mar 22		1,286	
Mar 23		1,300	1%
Mar 24		903	-31%



1) Casetypes with the state's largest backlogs are highlighted.

2) Some Multicounty Litigation (MCL) cases were transferred in November 2014: Atlantic to Bergen = 8,935; Atlantic to Middlesex = 4,070.

CIVIL CASELOAD SUMMARY BY CASETYPE
JULY 2023 - MARCH 2024
MORRIS

	Filings			Resolutions			Clearance		Backlog			Backlog Percent		Backlog Per 100 Monthly Filings		Active Pending		
	Jul 2022 to Mar 2023	Jul 2023 to Mar 2024	percent change	Jul 2022 to Mar 2023	Jul 2023 to Mar 2024	percent change	Jul 2023 - Mar 2024		Mar 2023	Mar 2024	percent change	Mar 2023	Mar 2024	Mar 2023	Mar 2024	Mar 2023	Mar 2024	percent change
							number	percent										
Act on Neg Inst	3	5	67%	3	1	-67%	-4	20%	2	0	-100%	50%	0%	800	0	4	4	0%
Asbestos	0	0	0%	0	0	0%	0	100%	0	0	0%	0%	0%	0	0	0	0	0%
Assault & Bat	1	4	300%	7	5	-29%	1	125%	28	50	79%	72%	94%	11,200	15,000	39	53	36%
Auto - Pers Inj	334	398	19%	441	409	-7%	11	103%	213	148	-31%	31%	23%	556	340	692	657	-5%
Auto - Property	29	22	-24%	20	22	10%	0	100%	3	3	0%	11%	14%	113	129	27	21	-22%
Book Account	231	294	27%	242	257	6%	-37	87%	15	4	-73%	9%	2%	56	13	168	173	3%
Civil Rights	8	11	38%	10	4	-60%	-7	36%	2	10	400%	15%	45%	218	923	13	22	69%
Complex Comm	21	21	0%	16	22	38%	1	105%	32	31	-3%	55%	55%	1,536	1,329	58	56	-3%
Condemnation	4	5	25%	4	4	0%	-1	80%	0	1		0%	14%	0	171	5	7	40%
Construction	15	17	13%	19	25	32%	8	147%	16	7	-56%	44%	24%	960	365	36	29	-19%
Contract/Comm	366	333	-9%	353	343	-3%	10	103%	75	74	-1%	17%	16%	192	194	430	450	5%
Employment	18	9	-50%	17	15	-12%	6	167%	4	0	-100%	24%	0%	209	0	17	9	-47%
Lieu of P. Writ	16	22	38%	20	13	-35%	-9	59%	6	3	-50%	25%	10%	360	144	24	30	25%
Medical Malprac	35	39	11%	35	37	6%	-2	95%	78	76	-3%	52%	48%	2,080	1,600	151	159	5%
Name Change	119	122	3%	132	96	-27%	-26	79%	0	0	0%	0%	0%	0	0	20	38	90%
Other Insurance	18	13	-28%	22	17	-23%	4	131%	4	6	50%	22%	43%	209	379	18	14	-22%
Other MCL	1	0	-100%	0	0	0%	0	100%	0	0	0%	0%	0%	0	0	0	0	0%
Other Track 1	133	147	11%	136	108	-21%	-39	73%	12	5	-58%	13%	5%	83	31	95	100	5%
Other Track 3	65	73	12%	62	53	-15%	-20	73%	43	47	9%	32%	30%	662	576	134	156	16%
Other Track 4	13	7	-46%	10	10	0%	3	143%	14	15	7%	41%	56%	1,292	2,250	34	27	-21%
Personal Injury	236	226	-4%	247	255	3%	29	113%	167	138	-17%	31%	29%	626	556	531	470	-11%
Prod Liability	7	5	-29%	12	11	-8%	6	220%	12	12	0%	44%	57%	1,440	1,600	27	21	-22%
Prof Malpractic	11	23	109%	25	18	-28%	-5	78%	23	27	17%	43%	45%	1,255	1,157	54	60	11%
PIP Coverage	27	36	33%	25	37	48%	1	103%	0	0	0%	0%	0%	0	0	15	14	-7%
Real Property	8	11	38%	16	7	-56%	-4	64%	0	1		0%	11%	0	75	3	9	200%
Tort Other	52	48	-8%	61	54	-11%	6	113%	29	10	-66%	31%	13%	452	171	94	75	-20%
Toxic Tort	0	0	0%	1	1	0%	1	100%	1	0	-100%	100%	0%	0	0	1	0	-100%
UM/UIM Bod Inj	21	13	-38%	9	21	133%	8	162%	11	5	-55%	32%	22%	508	333	34	23	-32%
Total	1,792	1,904	6%	1,945	1,845	-5%	-59	97%	790	673	-15%	29%	25%	398	322	2,724	2,677	-2%

NOTE: Some Multicounty Litigation (MCL) cases were transferred in November 2014: Atlantic to Bergen = 8,935; Atlantic to Middlesex = 4,070.

CIVIL BACKLOG SUMMARY BY CASETYPE

March 2024

MORRIS

	Cases in Backlog															
	Track 1					Track 2				Track 3			Track 4			Total Backlog
	12 to 18 months	18 to 24 months	24 to 36 months	over 36 months	Total Track 1	18 to 24 months	24 to 36 months	over 36 months	Total Track 2	24 to 36 months	over 36 months	Total Track 3	24 to 36 months	over 36 months	Total Track 4	
Act on Neg Inst	0	0	0	0	0	0	0	0	0	0	0	0	0	0	0	0
Asbestos	0	0	0	0	0	0	0	0	0	0	0	0	0	0	0	0
Assault & Bat	0	0	0	0	0	0	0	0	0	24	26	50	0	0	0	50
Auto - Pers Inj	0	0	0	0	0	87	58	3	148	0	0	0	0	0	0	148
Auto - Property	0	0	0	0	0	1	2	0	3	0	0	0	0	0	0	3
Book Account	3	1	0	0	4	0	0	0	0	0	0	0	0	0	0	4
Civil Rights	0	0	0	0	0	0	0	0	0	8	2	10	0	0	0	10
Complex Comm	0	0	0	0	0	0	0	0	0	0	0	0	8	23	31	31
Condemnation	0	0	0	0	0	0	0	0	0	1	0	1	0	0	0	1
Construction	0	0	0	0	0	0	4	3	7	0	0	0	0	0	0	7
Contract/Comm	0	0	0	0	0	40	30	3	73	1	0	1	0	0	0	74
Employment	0	0	0	0	0	0	0	0	0	0	0	0	0	0	0	0
Lieu of P. Writ	0	0	0	0	0	0	0	0	0	0	0	0	2	1	3	3
Medical Malprac	0	0	0	0	0	0	0	0	0	28	48	76	0	0	0	76
Name Change	0	0	0	0	0	0	0	0	0	0	0	0	0	0	0	0
Other Insurance	6	0	0	0	6	0	0	0	0	0	0	0	0	0	0	6
Other MCL	0	0	0	0	0	0	0	0	0	0	0	0	0	0	0	0
Other Track 1	4	1	0	0	5	0	0	0	0	0	0	0	0	0	0	5
Other Track 3	0	0	0	0	0	0	0	0	0	19	28	47	0	0	0	47
Other Track 4	0	0	0	0	0	0	0	0	0	0	0	0	6	9	15	15
Personal Injury	0	0	0	0	0	77	56	5	138	0	0	0	0	0	0	138
Prod Liability	0	0	0	0	0	0	0	0	0	6	6	12	0	0	0	12
Prof Malpractic	0	0	0	0	0	0	0	0	0	11	16	27	0	0	0	27
PIP Coverage	0	0	0	0	0	0	0	0	0	0	0	0	0	0	0	0
Real Property	0	1	0	0	1	0	0	0	0	0	0	0	0	0	0	1
Tort Other	0	0	0	0	0	2	7	1	10	0	0	0	0	0	0	10
Toxic Tort	0	0	0	0	0	0	0	0	0	0	0	0	0	0	0	0
UM/UIM Bod Inj	0	0	0	0	0	3	2	0	5	0	0	0	0	0	0	5
Total	13	3	0	0	16	210	159	15	384	98	126	224	16	33	49	673

NOTE: Some Multicounty Litigation (MCL) cases were transferred in November 2014: Atlantic to Bergen = 8,935; Atlantic to Middlesex = 4,070.

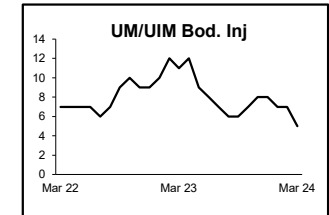
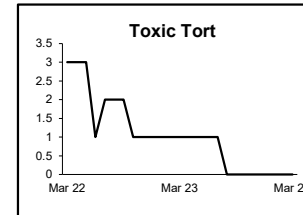
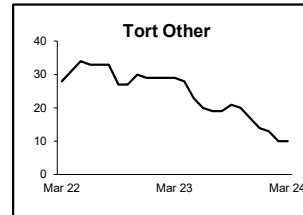
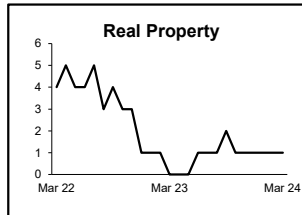
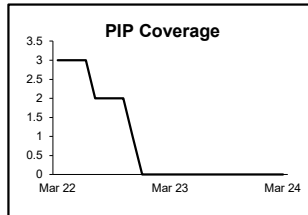
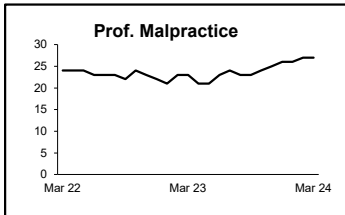
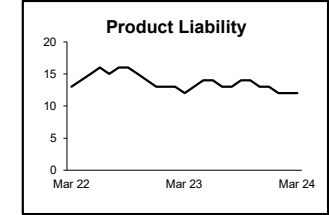
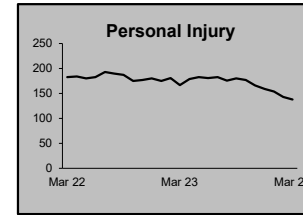
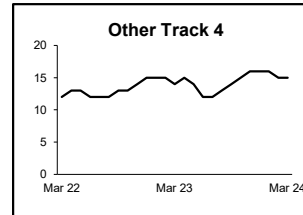
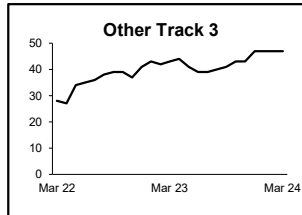
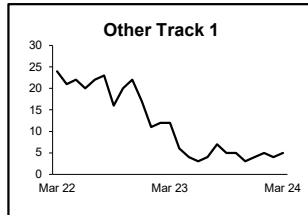
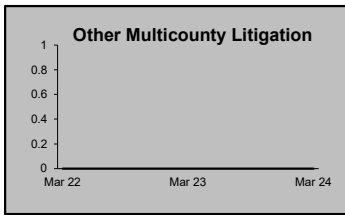
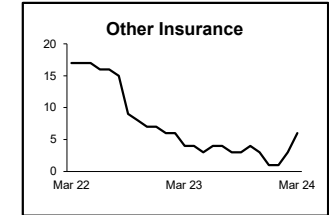

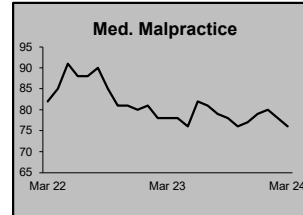
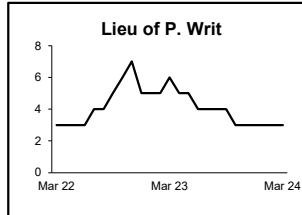
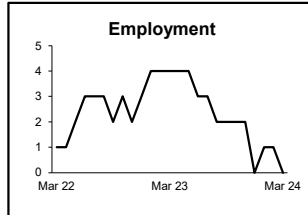
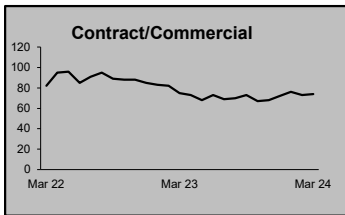
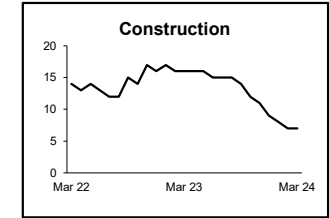
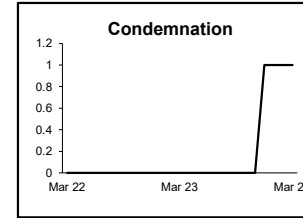
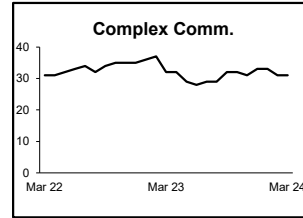
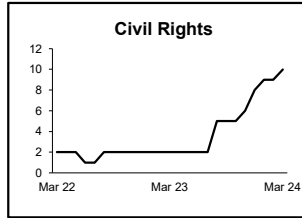
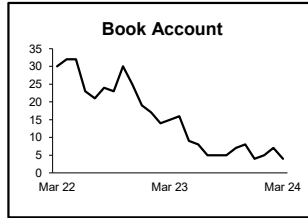
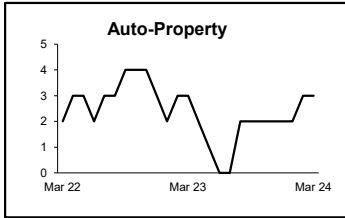
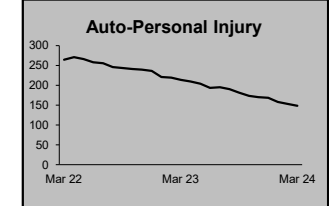
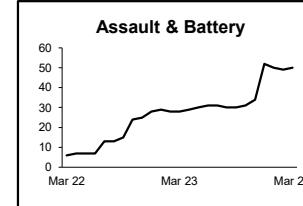
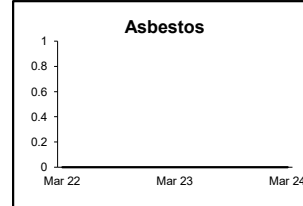
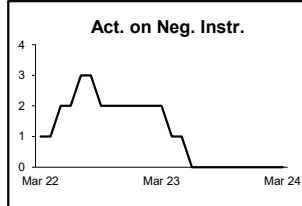
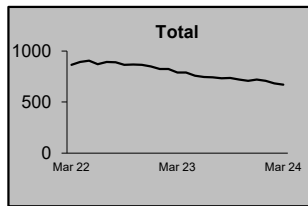
CIVIL RESOLUTION SUMMARY BY CASETYPE
JULY 2023 - MARCH 2024
MORRIS

	Trial			Summary	Default				Total	Percent resolved by						Monthly Resolutions
	Jury	Nonjury	Total		Judgment	Settlement	Judgment	Dismiss		Other	Trial	Sum Jud	Settle	Default J	Dismiss	
Act on Neg Inst	0	0	0	0	0	0	0	1	1	0%	0%	0%	0%	0%	100%	
Asbestos	0	0	0	0	0	0	0	0	0	0%	0%	0%	0%	0%	0%	
Assault & Bat	0	0	0	0	1	0	4	0	5	0%	0%	20%	0%	80%	0%	
Auto - Pers Inj	6	0	6	6	114	1	272	10	409	1%	1%	28%	0%	67%	2%	
Auto - Property	0	0	0	0	2	8	12	0	22	0%	0%	9%	36%	55%	0%	
Book Account	0	1	1	15	47	89	102	3	257	0%	6%	18%	35%	40%	1%	
Civil Rights	0	0	0	0	0	0	3	1	4	0%	0%	0%	0%	75%	25%	
Complex Commerc	0	0	0	1	4	1	14	2	22	0%	5%	18%	5%	64%	9%	
Condemnation	0	0	0	3	0	0	0	1	4	0%	75%	0%	0%	0%	25%	
Construction	1	0	1	1	7	2	14	0	25	4%	4%	28%	8%	56%	0%	
Contract/Commer	2	0	2	16	71	63	184	7	343	1%	5%	21%	18%	54%	2%	
Employment	0	0	0	0	0	1	14	0	15	0%	0%	0%	7%	93%	0%	
Lieu of P. Writ	0	0	0	3	1	1	7	1	13	0%	23%	8%	8%	54%	8%	
Medical Malprac	0	0	0	0	11	0	26	0	37	0%	0%	30%	0%	70%	0%	
Name Change	0	0	0	0	0	0	3	93	96	0%	0%	0%	0%	3%	97%	
Other Insurance	0	0	0	3	3	0	9	2	17	0%	18%	18%	0%	53%	12%	
Other MCL	0	0	0	0	0	0	0	0	0	0%	0%	0%	0%	0%	0%	
Other Track 1	0	0	0	8	19	4	54	23	108	0%	7%	18%	4%	50%	21%	
Other Track 3	0	0	0	0	7	1	37	8	53	0%	0%	13%	2%	70%	15%	
Other Track 4	0	1	1	1	2	1	5	0	10	10%	10%	20%	10%	50%	0%	
Personal Injury	2	0	2	6	91	0	146	10	255	1%	2%	36%	0%	57%	4%	
Prod Liability	0	0	0	0	6	0	4	1	11	0%	0%	55%	0%	36%	9%	
Prof Malpractic	0	0	0	0	3	0	15	0	18	0%	0%	17%	0%	83%	0%	
PIP Coverage	0	0	0	4	1	0	29	3	37	0%	11%	3%	0%	78%	8%	
Real Property	0	0	0	0	3	0	3	1	7	0%	0%	43%	0%	43%	14%	
Tort Other	1	2	3	0	13	3	35	0	54	6%	0%	24%	6%	65%	0%	
Toxic Tort	0	0	0	0	0	0	1	0	1	0%	0%	0%	0%	100%	0%	
UM/UIM Bod Inj	0	0	0	0	4	0	17	0	21	0%	0%	19%	0%	81%	0%	
Total	12	4	16	67	410	175	1,010	167	1,845	1%	4%	22%	9%	55%	9%	

NOTE: Some Multicounty Litigation (MCL) cases were transferred in November 2014: Atlantic to Bergen = 8,935; Atlantic to Middlesex = 4,070.

**CIVIL BACKLOG BY CASETYPE
MARCH 2024
MORRIS**

	Total	Backlog	% chg
Mar 22		864	
Mar 23		790	-9%
Mar 24		673	-15%



- 1) Casetypes with the state's largest backlogs are highlighted.
- 2) Some Multicounty Litigation (MCL) cases were transferred in November 2014: Atlantic to Bergen = 8,935; Atlantic to Middlesex = 4,070.

CIVIL CASELOAD SUMMARY BY CASETYPE
JULY 2023 - MARCH 2024
OCEAN

	Filings			Resolutions			Clearance		Backlog			Backlog Percent		Backlog Per 100 Monthly Filings		Active Pending		
	Jul 2022 to Mar 2023	Jul 2023 to Mar 2024	percent change	Jul 2022 to Mar 2023	Jul 2023 to Mar 2024	percent change	Jul 2023 - Mar 2024		Mar 2023	Mar 2024	percent change	Mar 2023	Mar 2024	Mar 2023	Mar 2024	Mar 2023	Mar 2024	percent change
							number	percent										
Act on Neg Inst	3	4	33%	17	0	-100%	-4	0%	0	0	0%	0%	0%	0	0	0	4	
Asbestos	0	0	0%	0	0	0%	0	100%	0	0	0%	0%	0%	0	0	0	0	0%
Assault & Bat	7	3	-57%	13	7	-46%	4	233%	5	6	20%	25%	40%	600	1,440	20	15	-25%
Auto - Pers Inj	621	594	-4%	683	694	2%	100	117%	363	279	-23%	30%	26%	529	413	1,196	1,077	-10%
Auto - Property	34	31	-9%	32	29	-9%	-2	94%	1	2	100%	4%	6%	23	53	28	35	25%
Book Account	277	293	6%	267	244	-9%	-49	83%	9	7	-22%	5%	4%	27	24	181	195	8%
Civil Rights	7	4	-43%	9	6	-33%	2	150%	1	5	400%	10%	50%	120	857	10	10	0%
Complex Comm	11	5	-55%	5	7	40%	2	140%	2	2	0%	15%	18%	218	343	13	11	-15%
Condemnation	27	14	-48%	24	34	42%	20	243%	23	16	-30%	44%	57%	836	873	52	28	-46%
Construction	19	16	-16%	16	21	31%	5	131%	9	12	33%	28%	38%	450	576	32	32	0%
Contract/Comm	300	329	10%	307	321	5%	-8	98%	37	40	8%	13%	12%	111	103	289	331	15%
Employment	10	4	-60%	7	7	0%	3	175%	3	4	33%	21%	44%	300	686	14	9	-36%
Lieu of P. Writ	26	31	19%	36	36	0%	5	116%	9	4	-56%	23%	10%	338	102	39	42	8%
Medical Malprac	53	39	-26%	52	38	-27%	-1	97%	53	51	-4%	36%	38%	964	1,200	146	136	-7%
Name Change	105	140	33%	114	130	14%	-10	93%	1	0	-100%	4%	0%	8	0	24	52	117%
Other Insurance	7	11	57%	14	15	7%	4	136%	9	3	-67%	56%	21%	675	212	16	14	-13%
Other MCL	0	0	0%	1	0	-100%	0	100%	0	0	0%	0%	0%	0	0	0	0	0%
Other Track 1	199	215	8%	201	205	2%	-10	95%	52	42	-19%	28%	22%	236	170	183	194	6%
Other Track 3	64	93	45%	74	73	-1%	-20	78%	44	23	-48%	30%	15%	607	226	148	158	7%
Other Track 4	9	6	-33%	11	11	0%	5	183%	3	3	0%	21%	20%	360	327	14	15	7%
Personal Injury	396	383	-3%	365	362	-1%	-21	95%	229	215	-6%	30%	28%	543	533	772	764	-1%
Prod Liability	14	8	-43%	9	12	33%	4	150%	7	6	-14%	32%	33%	525	655	22	18	-18%
Prof Malpractic	28	27	-4%	18	22	22%	-5	81%	18	28	56%	25%	34%	655	933	72	82	14%
PIP Coverage	5	6	20%	3	5	67%	-1	83%	1	1	0%	20%	20%	240	150	5	5	0%
Real Property	21	13	-38%	20	14	-30%	1	108%	8	5	-38%	42%	38%	356	353	19	13	-32%
Tort Other	72	68	-6%	72	60	-17%	-8	88%	29	25	-14%	29%	23%	335	313	99	107	8%
Toxic Tort	0	0	0%	0	0	0%	0	100%	0	0	0%	0%	0%	0	0	0	0	0%
UM/UIM Bod Inj	37	27	-27%	43	39	-9%	12	144%	7	4	-43%	14%	10%	171	109	50	41	-18%
Total	2,352	2,364	1%	2,413	2,392	-1%	28	101%	923	783	-15%	27%	23%	353	295	3,444	3,388	-2%

NOTE: Some Multicounty Litigation (MCL) cases were transferred in November 2014: Atlantic to Bergen = 8,935; Atlantic to Middlesex = 4,070.

CIVIL BACKLOG SUMMARY BY CASETYPE

March 2024

OCEAN

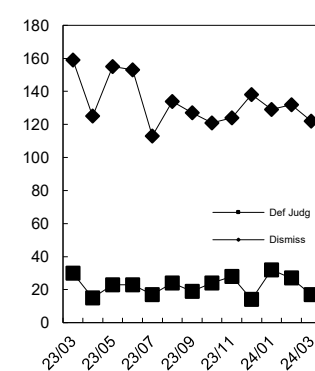
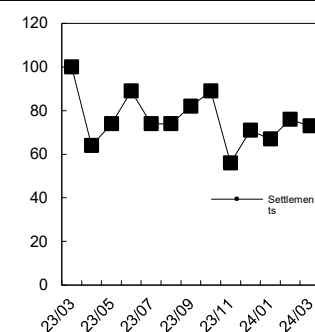
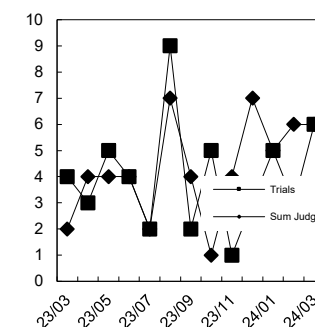
	Cases in Backlog															
	Track 1					Track 2				Track 3			Track 4			Total Backlog
	12 to 18 months	18 to 24 months	24 to 36 months	over 36 months	Total Track 1	18 to 24 months	24 to 36 months	over 36 months	Total Track 2	24 to 36 months	over 36 months	Total Track 3	24 to 36 months	over 36 months	Total Track 4	
Act on Neg Inst	0	0	0	0	0	0	0	0	0	0	0	0	0	0	0	0
Asbestos	0	0	0	0	0	0	0	0	0	0	0	0	0	0	0	0
Assault & Bat	0	0	0	0	0	0	0	0	0	5	1	6	0	0	0	6
Auto - Pers Inj	0	0	0	0	0	131	112	34	277	0	2	2	0	0	0	279
Auto - Property	0	0	0	0	0	1	1	0	2	0	0	0	0	0	0	2
Book Account	2	5	0	0	7	0	0	0	0	0	0	0	0	0	0	7
Civil Rights	0	0	0	0	0	0	0	0	0	4	1	5	0	0	0	5
Complex Comm	0	0	0	0	0	0	0	0	0	0	0	0	1	1	2	2
Condemnation	0	0	0	0	0	0	0	0	0	2	14	16	0	0	0	16
Construction	0	0	0	0	0	4	6	1	11	0	1	1	0	0	0	12
Contract/Comm	0	0	0	0	0	16	13	11	40	0	0	0	0	0	0	40
Employment	0	0	0	0	0	1	2	1	4	0	0	0	0	0	0	4
Lieu of P. Writ	0	0	0	0	0	0	0	0	0	0	0	0	2	2	4	4
Medical Malprac	0	0	0	0	0	0	0	0	0	26	25	51	0	0	0	51
Name Change	0	0	0	0	0	0	0	0	0	0	0	0	0	0	0	0
Other Insurance	0	2	0	1	3	0	0	0	0	0	0	0	0	0	0	3
Other MCL	0	0	0	0	0	0	0	0	0	0	0	0	0	0	0	0
Other Track 1	15	10	7	6	38	0	2	0	2	2	0	2	0	0	0	42
Other Track 3	0	0	0	0	0	0	0	0	0	12	11	23	0	0	0	23
Other Track 4	0	0	0	0	0	0	0	0	0	0	0	0	1	2	3	3
Personal Injury	0	0	0	0	0	91	82	40	213	2	0	2	0	0	0	215
Prod Liability	0	0	0	0	0	0	0	0	0	2	4	6	0	0	0	6
Prof Malpractic	0	0	0	0	0	0	0	0	0	21	7	28	0	0	0	28
PIP Coverage	0	0	1	0	1	0	0	0	0	0	0	0	0	0	0	1
Real Property	0	2	3	0	5	0	0	0	0	0	0	0	0	0	0	5
Tort Other	0	0	0	0	0	14	7	4	25	0	0	0	0	0	0	25
Toxic Tort	0	0	0	0	0	0	0	0	0	0	0	0	0	0	0	0
UM/UIM Bod Inj	0	0	0	0	0	2	2	0	4	0	0	0	0	0	0	4
Total	17	19	11	7	54	260	227	91	578	76	66	142	4	5	9	783

NOTE: Some Multicounty Litigation (MCL) cases were transferred in November 2014: Atlantic to Bergen = 8,935; Atlantic to Middlesex = 4,070.

CIVIL RESOLUTION SUMMARY BY CASETYPE
JULY 2023 - MARCH 2024
OCEAN

	Trial			Summary	Default				Total	Percent resolved by					
	Jury	Nonjury	Total		Judgment	Settlement	Judgment	Dismiss		Other	Trial	Sum Jud	Settle	Default J	Dismiss
Act on Neg Inst	0	0	0	0	0	0	0	0	0	0%	0%	0%	0%	0%	0%
Asbestos	0	0	0	0	0	0	0	0	0	0%	0%	0%	0%	0%	0%
Assault & Bat	0	0	0	0	1	0	6	0	7	0%	0%	14%	0%	86%	0%
Auto - Pers Inj	19	0	19	7	228	4	410	26	694	3%	1%	33%	1%	59%	4%
Auto - Property	0	0	0	0	4	6	19	0	29	0%	0%	14%	21%	66%	0%
Book Account	0	0	0	11	44	91	94	4	244	0%	5%	18%	37%	39%	2%
Civil Rights	0	0	0	1	0	0	4	1	6	0%	17%	0%	0%	67%	17%
Complex Commerc	0	0	0	0	1	0	6	0	7	0%	0%	14%	0%	86%	0%
Condemnation	0	1	1	0	4	0	3	26	34	3%	0%	12%	0%	9%	76%
Construction	1	0	1	1	6	3	9	1	21	5%	5%	29%	14%	43%	5%
Contract/Commer	0	0	0	5	70	79	158	9	321	0%	2%	22%	25%	49%	3%
Employment	0	0	0	0	2	0	3	2	7	0%	0%	29%	0%	43%	29%
Lieu of P. Writ	0	8	8	0	1	0	18	9	36	22%	0%	3%	0%	50%	25%
Medical Malprac	1	0	1	4	19	0	13	1	38	3%	11%	50%	0%	34%	3%
Name Change	0	0	0	0	0	0	6	124	130	0%	0%	0%	0%	5%	95%
Other Insurance	0	0	0	4	3	1	7	0	15	0%	27%	20%	7%	47%	0%
Other MCL	0	0	0	0	0	0	0	0	0	0%	0%	0%	0%	0%	0%
Other Track 1	0	1	1	0	52	4	85	63	205	0%	0%	25%	2%	41%	31%
Other Track 3	0	0	0	2	24	0	38	9	73	0%	3%	33%	0%	52%	12%
Other Track 4	0	0	0	0	2	3	5	1	11	0%	0%	18%	27%	45%	9%
Personal Injury	3	0	3	3	151	6	175	24	362	1%	1%	42%	2%	48%	7%
Prod Liability	0	0	0	1	3	0	8	0	12	0%	8%	25%	0%	67%	0%
Prof Malpractic	1	0	1	1	11	0	8	1	22	5%	5%	50%	0%	36%	5%
PIP Coverage	0	0	0	0	0	0	4	1	5	0%	0%	0%	0%	80%	20%
Real Property	0	0	0	1	3	0	6	4	14	0%	7%	21%	0%	43%	29%
Tort Other	1	0	1	1	18	4	32	4	60	2%	2%	30%	7%	53%	7%
Toxic Tort	0	0	0	0	0	0	0	0	0	0%	0%	0%	0%	0%	0%
UM/UIB Bod Inj	0	0	0	0	15	1	23	0	39	0%	0%	38%	3%	59%	0%
Total	26	10	36	42	662	202	1,140	310	2,392	2%	2%	28%	8%	48%	13%

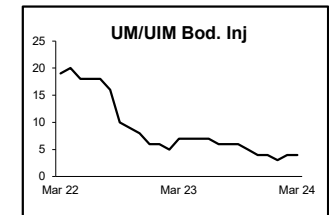
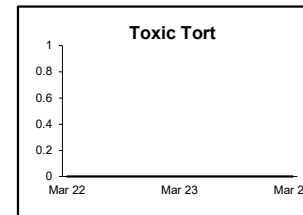
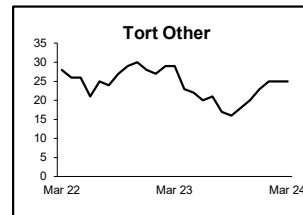
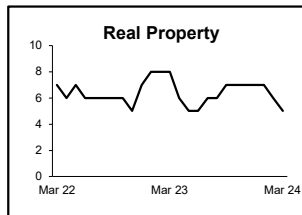
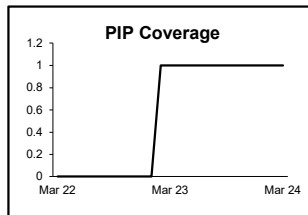
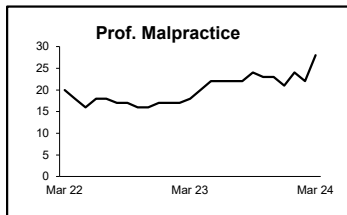
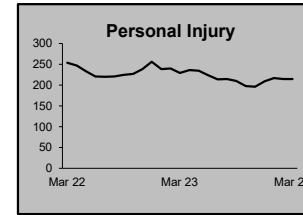
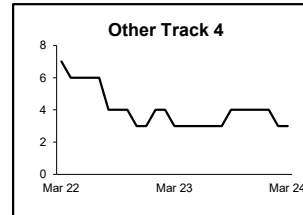
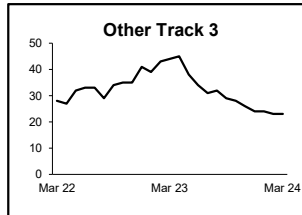
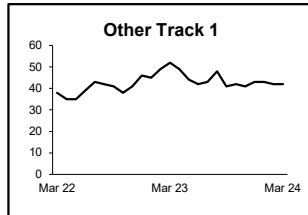
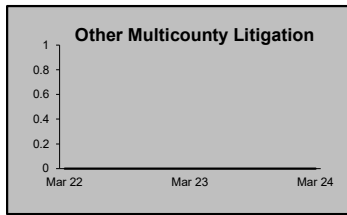
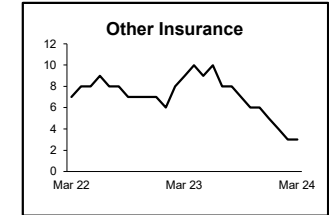
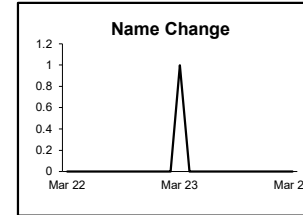
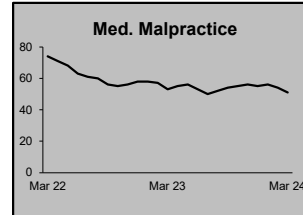
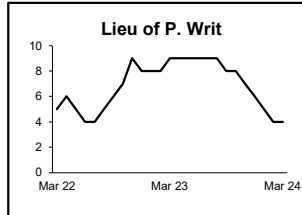
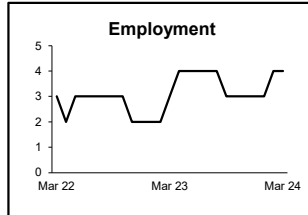
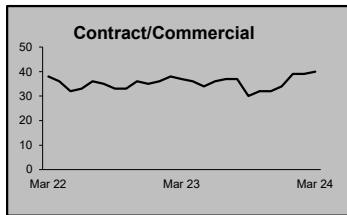
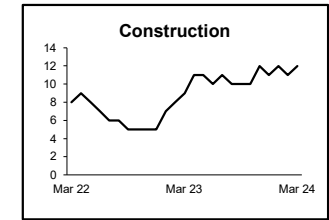
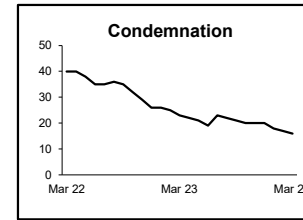
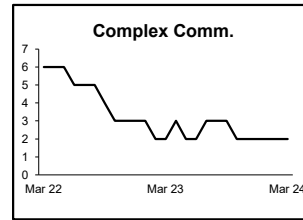
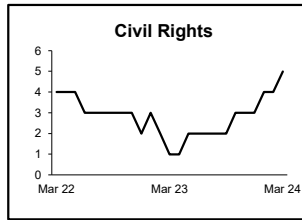
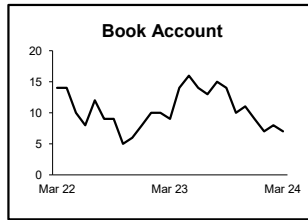
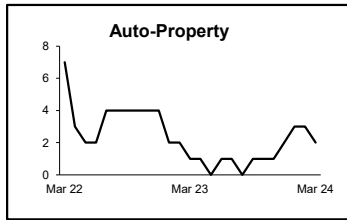
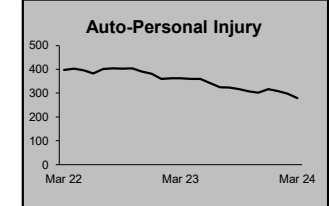
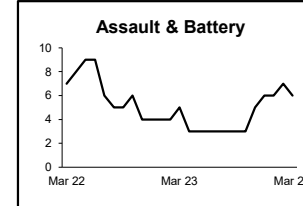
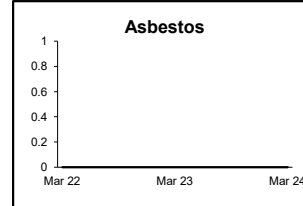
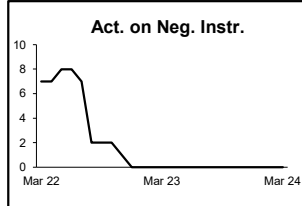
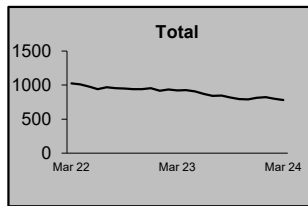
Monthly Resolutions



NOTE: Some Multicounty Litigation (MCL) cases were transferred in November 2014: Atlantic to Bergen = 8,935; Atlantic to Middlesex = 4,070.

**CIVIL BACKLOG BY CASETYPE
MARCH 2024
OCEAN**

	Total	Backlog	% chg
Mar 22		1,027	
Mar 23		923	-10%
Mar 24		783	-15%



1) Casetypes with the state's largest backlogs are highlighted.

2) Some Multicounty Litigation (MCL) cases were transferred in November 2014: Atlantic to Bergen = 8,935; Atlantic to Middlesex = 4,070.

CIVIL CASELOAD SUMMARY BY CASETYPE
JULY 2023 - MARCH 2024
PASSAIC

	Filings			Resolutions			Clearance		Backlog			Backlog Percent		Backlog Per 100 Monthly Filings		Active Pending		
	Jul 2022	Jul 2023	percent change	Jul 2022	Jul 2023	percent change	Jul 2023 - Mar 2024		Mar 2023	Mar 2024	percent change	Mar 2023	Mar 2024	Mar 2023	Mar 2024	Mar 2023	Mar 2024	percent change
	to Mar 2023	to Mar 2024		to Mar 2023	to Mar 2024		number	percent										
Act on Neg Inst	5	4	-20%	4	8	100%	4	200%	3	3	0%	33%	60%	514	600	9	5	-44%
Asbestos	0	0	0%	0	0	0%	0	100%	0	0	0%	0%	0%	0	0	0	0	0%
Assault & Bat	5	8	60%	8	9	13%	1	113%	34	115	238%	28%	87%	4,080	13,800	123	132	7%
Auto - Pers Inj	1,094	1,273	16%	1,470	1,192	-19%	-81	94%	468	376	-20%	26%	20%	387	264	1,831	1,904	4%
Auto - Property	48	61	27%	58	41	-29%	-20	67%	5	3	-40%	11%	5%	91	51	46	57	24%
Book Account	262	334	27%	275	266	-3%	-68	80%	18	24	33%	9%	10%	58	71	197	252	28%
Civil Rights	11	14	27%	19	11	-42%	-3	79%	6	15	150%	21%	50%	313	1,000	29	30	3%
Complex Comme	13	16	23%	8	9	13%	-7	56%	5	10	100%	26%	34%	462	667	19	29	53%
Condemnation	2	2	0%	0	1		-1	50%	1	1	0%	33%	25%	600	400	3	4	33%
Construction	8	10	25%	18	6	-67%	-4	60%	9	8	-11%	45%	35%	771	800	20	23	15%
Contract/Comme	311	294	-5%	309	260	-16%	-34	88%	68	82	21%	20%	21%	207	248	348	391	12%
Employment	14	10	-29%	10	8	-20%	-2	80%	2	6	200%	13%	33%	133	480	15	18	20%
Lieu of P. Writ	18	17	-6%	14	19	36%	2	112%	7	4	-43%	21%	19%	336	185	33	21	-36%
Medical Malprac	21	23	10%	31	24	-23%	1	104%	40	37	-8%	44%	45%	1,714	1,200	90	83	-8%
Name Change	76	101	33%	74	108	46%	7	107%	3	0	-100%	8%	0%	32	0	39	29	-26%
Other Insurance	20	11	-45%	22	10	-55%	-1	91%	6	5	-17%	35%	29%	288	353	17	17	0%
Other MCL	0	0	0%	0	0	0%	0	100%	0	0	0%	0%	0%	0	0	0	0	0%
Other Track 1	130	127	-2%	157	110	-30%	-17	87%	22	36	64%	19%	28%	147	265	116	128	10%
Other Track 3	72	61	-15%	53	53	0%	-8	87%	32	37	16%	23%	24%	427	467	138	152	10%
Other Track 4	5	7	40%	11	9	-18%	2	129%	15	12	-20%	75%	57%	3,600	1,600	20	21	5%
Personal Injury	442	400	-10%	388	397	2%	-3	99%	161	194	20%	21%	25%	351	442	764	765	0%
Prod Liability	13	2	-85%	8	7	-13%	5	350%	5	8	60%	22%	44%	353	2,400	23	18	-22%
Prof Malpractic	10	11	10%	19	13	-32%	2	118%	16	19	19%	36%	45%	1,477	1,425	44	42	-5%
PIP Coverage	9	3	-67%	10	6	-40%	3	200%	4	4	0%	50%	80%	400	960	8	5	-38%
Real Property	10	16	60%	8	11	38%	-5	69%	6	5	-17%	43%	36%	554	286	14	14	0%
Tort Other	50	59	18%	52	53	2%	-6	90%	27	23	-15%	33%	26%	484	349	81	90	11%
Toxic Tort	0	0	0%	0	0	0%	0	100%	0	1		0%	100%	0		1	1	0%
UM/UIM Bod Inj	55	62	13%	58	56	-3%	-6	90%	26	21	-19%	27%	22%	371	315	98	94	-4%
Total	2,704	2,926	8%	3,084	2,687	-13%	-239	92%	989	1,049	6%	24%	24%	330	324	4,126	4,325	5%

NOTE: Some Multicounty Litigation (MCL) cases were transferred in November 2014: Atlantic to Bergen = 8,935; Atlantic to Middlesex = 4,070.

CIVIL BACKLOG SUMMARY BY CASETYPE

March 2024

PASSAIC

	Cases in Backlog															
	Track 1					Track 2				Track 3			Track 4			Total Backlog
	12 to 18 months	18 to 24 months	24 to 36 months	over 36 months	Total Track 1	18 to 24 months	24 to 36 months	over 36 months	Total Track 2	24 to 36 months	over 36 months	Total Track 3	24 to 36 months	over 36 months	Total Track 4	
Act on Neg Inst	1	1	1	0	3	0	0	0	0	0	0	0	0	0	0	3
Asbestos	0	0	0	0	0	0	0	0	0	0	0	0	0	0	0	0
Assault & Bat	0	0	0	0	0	0	0	0	0	81	34	115	0	0	0	115
Auto - Pers Inj	0	0	0	0	0	190	122	64	376	0	0	0	0	0	0	376
Auto - Property	0	0	0	0	0	2	1	0	3	0	0	0	0	0	0	3
Book Account	13	4	4	3	24	0	0	0	0	0	0	0	0	0	0	24
Civil Rights	0	0	0	0	0	0	0	0	0	12	3	15	0	0	0	15
Complex Comm	0	0	0	0	0	0	0	0	0	0	0	0	5	5	10	10
Condemnation	0	0	0	0	0	0	0	0	0	1	0	1	0	0	0	1
Construction	0	0	0	0	0	1	3	4	8	0	0	0	0	0	0	8
Contract/Comm	0	0	0	0	0	24	27	31	82	0	0	0	0	0	0	82
Employment	0	0	0	0	0	1	4	1	6	0	0	0	0	0	0	6
Lieu of P. Writ	0	0	0	0	0	0	0	0	0	0	0	0	3	1	4	4
Medical Malprac	0	0	0	0	0	0	0	0	0	17	20	37	0	0	0	37
Name Change	0	0	0	0	0	0	0	0	0	0	0	0	0	0	0	0
Other Insurance	2	0	3	0	5	0	0	0	0	0	0	0	0	0	0	5
Other MCL	0	0	0	0	0	0	0	0	0	0	0	0	0	0	0	0
Other Track 1	18	9	5	3	35	0	0	0	0	0	1	1	0	0	0	36
Other Track 3	0	0	0	0	0	0	0	0	0	23	14	37	0	0	0	37
Other Track 4	0	0	0	0	0	0	0	0	0	0	0	0	1	11	12	12
Personal Injury	0	0	0	0	0	100	67	27	194	0	0	0	0	0	0	194
Prod Liability	0	0	0	0	0	0	0	0	0	5	3	8	0	0	0	8
Prof Malpractic	0	0	0	0	0	0	0	0	0	12	7	19	0	0	0	19
PIP Coverage	0	1	0	3	4	0	0	0	0	0	0	0	0	0	0	4
Real Property	1	0	2	2	5	0	0	0	0	0	0	0	0	0	0	5
Tort Other	0	0	0	0	0	6	10	7	23	0	0	0	0	0	0	23
Toxic Tort	0	0	0	0	0	0	0	0	0	1	0	1	0	0	0	1
UM/UIM Bod Inj	0	0	0	0	0	10	5	6	21	0	0	0	0	0	0	21
Total	35	15	15	11	76	334	239	140	713	152	82	234	9	17	26	1,049

NOTE: Some Multicounty Litigation (MCL) cases were transferred in November 2014: Atlantic to Bergen = 8,935; Atlantic to Middlesex = 4,070.

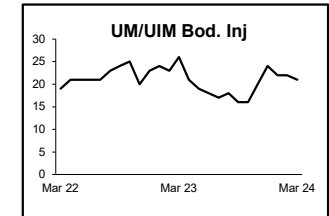
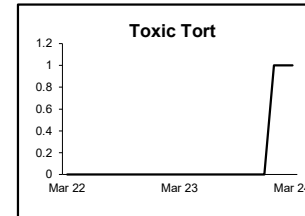
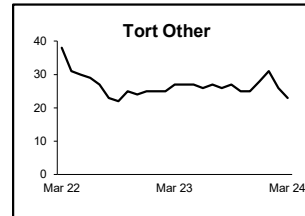
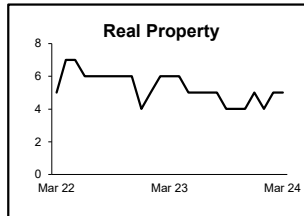
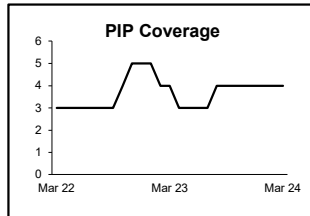
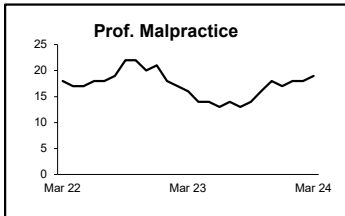
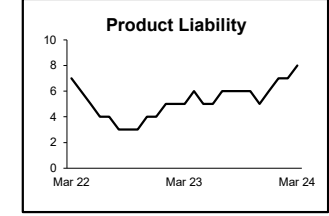
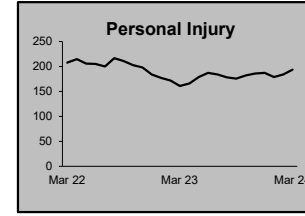
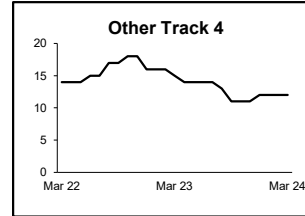
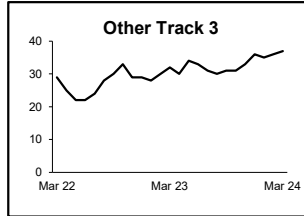
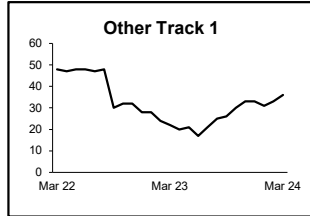
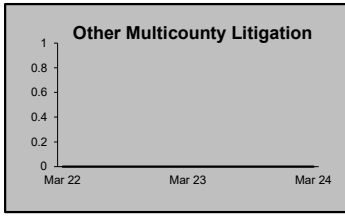
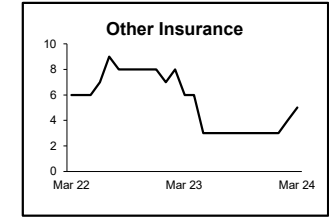
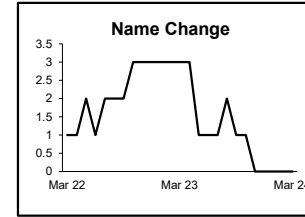
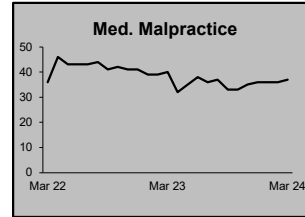
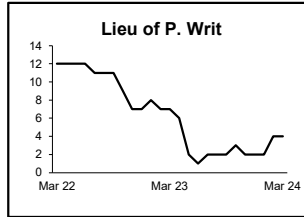
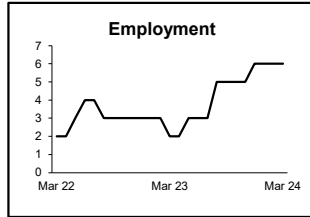
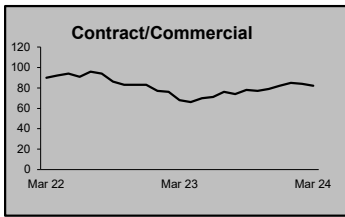
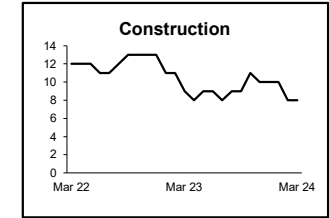
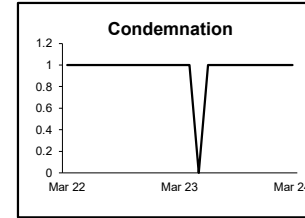
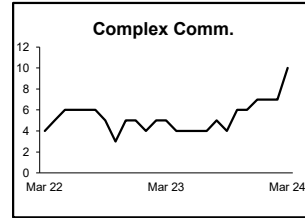
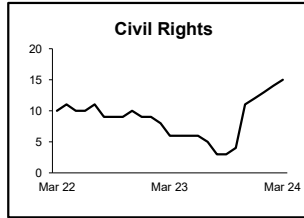
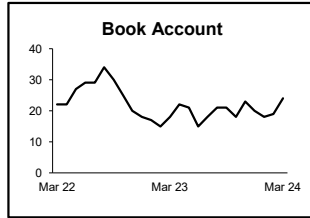
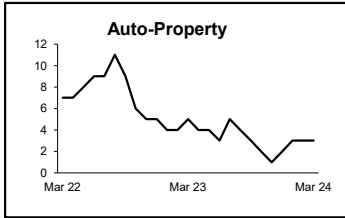
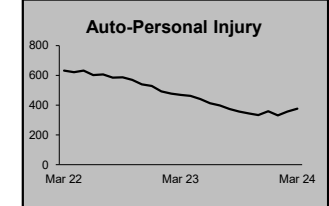
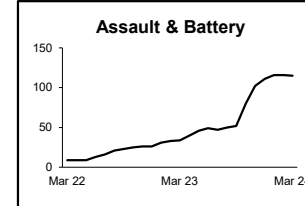
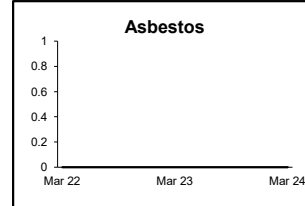
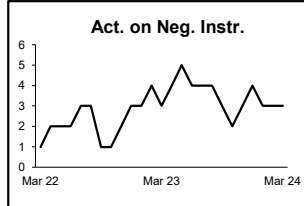
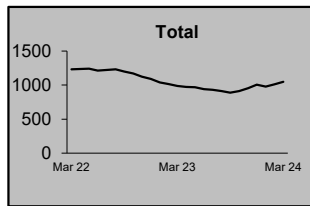
CIVIL RESOLUTION SUMMARY BY CASETYPE
JULY 2023 - MARCH 2024
PASSAIC

	Trial			Summary					Total	Percent resolved by						Monthly Resolutions
	Jury	Nonjury	Total	Judgment	Settlement	Default Judgment	Dismiss	Other		Trial	Sum Jud	Settle	Default J	Dismiss	Other	
Act on Neg Inst	0	0	0	1	0	1	5	1	8	0%	13%	0%	13%	63%	13%	
Asbestos	0	0	0	0	0	0	0	0	0	0%	0%	0%	0%	0%	0%	
Assault & Bat	0	0	0	0	2	0	7	0	9	0%	0%	22%	0%	78%	0%	
Auto - Pers Inj	2	0	2	5	558	12	583	32	1,192	0%	0%	47%	1%	49%	3%	
Auto - Property	0	0	0	0	7	11	22	1	41	0%	0%	17%	27%	54%	2%	
Book Account	0	1	1	9	38	97	119	2	266	0%	3%	14%	36%	45%	1%	
Civil Rights	0	0	0	0	1	0	9	1	11	0%	0%	9%	0%	82%	9%	
Complex Commerc	0	0	0	0	0	1	4	4	9	0%	0%	0%	11%	44%	44%	
Condemnation	0	0	0	0	0	0	1	0	1	0%	0%	0%	0%	100%	0%	
Construction	0	0	0	0	2	0	4	0	6	0%	0%	33%	0%	67%	0%	
Contract/Commer	0	2	2	6	63	58	119	12	260	1%	2%	24%	22%	46%	5%	
Employment	0	0	0	0	2	0	4	2	8	0%	0%	25%	0%	50%	25%	
Lieu of P. Writ	0	0	0	0	0	0	16	3	19	0%	0%	0%	0%	84%	16%	
Medical Malprac	0	0	0	0	8	0	16	0	24	0%	0%	33%	0%	67%	0%	
Name Change	0	0	0	0	0	0	7	101	108	0%	0%	0%	0%	6%	94%	
Other Insurance	0	0	0	1	1	0	6	2	10	0%	10%	10%	0%	60%	20%	
Other MCL	0	0	0	0	0	0	0	0	0	0%	0%	0%	0%	0%	0%	
Other Track 1	0	0	0	3	28	8	62	9	110	0%	3%	25%	7%	56%	8%	
Other Track 3	1	0	1	0	20	0	27	5	53	2%	0%	38%	0%	51%	9%	
Other Track 4	0	0	0	1	3	0	5	0	9	0%	11%	33%	0%	56%	0%	
Personal Injury	1	0	1	1	197	8	172	18	397	0%	0%	50%	2%	43%	5%	
Prod Liability	0	0	0	0	2	0	5	0	7	0%	0%	29%	0%	71%	0%	
Prof Malpractic	0	0	0	0	3	0	10	0	13	0%	0%	23%	0%	77%	0%	
PIP Coverage	0	0	0	0	0	0	6	0	6	0%	0%	0%	0%	100%	0%	
Real Property	0	0	0	0	2	2	4	3	11	0%	0%	18%	18%	36%	27%	
Tort Other	0	0	0	0	11	1	39	2	53	0%	0%	21%	2%	74%	4%	
Toxic Tort	0	0	0	0	0	0	0	0	0	0%	0%	0%	0%	0%	0%	
UM/UIM Bod Inj	0	0	0	0	27	0	26	3	56	0%	0%	48%	0%	46%	5%	
Total	4	3	7	27	975	199	1,278	201	2,687	0%	1%	36%	7%	48%	7%	

NOTE: Some Multicounty Litigation (MCL) cases were transferred in November 2014: Atlantic to Bergen = 8,935; Atlantic to Middlesex = 4,070.

**CIVIL BACKLOG BY CASETYPE
MARCH 2024
PASSAIC**

	Total	Backlog	% chg
Mar 22		1,233	
Mar 23		989	-20%
Mar 24		1,049	6%



1) Casetypes with the state's largest backlogs are highlighted.

2) Some Multicounty Litigation (MCL) cases were transferred in November 2014: Atlantic to Bergen = 8,935; Atlantic to Middlesex = 4,070.

CIVIL CASELOAD SUMMARY BY CASETYPE
JULY 2023 - MARCH 2024
SALEM

	Filings			Resolutions			Clearance		Backlog			Backlog Percent		Backlog Per 100 Monthly Filings		Active Pending		
	Jul 2022 to Mar 2023	Jul 2023 to Mar 2024	percent change	Jul 2022 to Mar 2023	Jul 2023 to Mar 2024	percent change	Jul 2023 - Mar 2024		Mar 2023	Mar 2024	percent change	Mar 2023	Mar 2024	Mar 2023	Mar 2024	Mar 2023	Mar 2024	percent change
							number	percent										
Act on Neg Inst	1	0	-100%	0	0	0%	0	100%	0	0	0%	0%	0%	0	0	1	0	-100%
Asbestos	0	0	0%	0	0	0%	0	100%	0	0	0%	0%	0%	0	0	0	0	0%
Assault & Bat	0	0	0%	2	0	-100%	0	100%	1	1	0%	50%	100%	1,200		2	1	-50%
Auto - Pers Inj	35	30	-14%	35	30	-14%	0	100%	15	13	-13%	31%	27%	429	411	49	48	-2%
Auto - Property	3	6	100%	5	2	-60%	-4	33%	0	0	0%	0%	0%	0	0	5	6	20%
Book Account	28	17	-39%	26	23	-12%	6	135%	2	3	50%	11%	21%	63	129	19	14	-26%
Civil Rights	3	4	33%	4	3	-25%	-1	75%	0	1		0%	25%	0	300	3	4	33%
Complex Comm	1	0	-100%	1	0	-100%	0	100%	0	0	0%	0%	0%	0	0	0	0	0%
Condemnation	0	0	0%	0	0	0%	0	100%	0	0	0%	0%	0%	0	0	0	0	0%
Construction	0	0	0%	1	2	100%	2	100%	1	0	-100%	50%	0%		0	2	0	-100%
Contract/Comm	35	29	-17%	35	24	-31%	-5	83%	2	0	-100%	9%	0%	59	0	23	30	30%
Employment	0	2		0	1		-1	50%	0	0	0%	0%	0%	0	0	0	1	
Lieu of P. Writ	5	5	0%	4	3	-25%	-2	60%	0	0	0%	0%	0%	0	0	6	7	17%
Medical Malprac	1	2	100%	2	1	-50%	-1	50%	1	0	-100%	50%	0%	1,200	0	2	4	100%
Name Change	11	10	-9%	10	9	-10%	-1	90%	0	0	0%	0%	0%	0	0	3	5	67%
Other Insurance	1	1	0%	0	2		1	200%	1	0	-100%	50%	0%	1,200	0	2	1	-50%
Other MCL	0	1		0	0	0%	-1	0%	0	0	0%	0%	0%	0	0	0	1	
Other Track 1	10	24	140%	15	19	27%	-5	79%	3	1	-67%	43%	7%	225	36	7	15	114%
Other Track 3	7	7	0%	4	12	200%	5	171%	2	1	-50%	13%	9%	300	109	16	11	-31%
Other Track 4	2	2	0%	1	0	-100%	-2	0%	2	2	0%	50%	40%	800	1,200	4	5	25%
Personal Injury	12	26	117%	21	17	-19%	-9	65%	7	10	43%	23%	23%	400	333	31	43	39%
Prod Liability	0	4		1	5	400%	1	125%	1	0	-100%	100%	0%		0	1	0	-100%
Prof Malpractic	0	3		1	2	100%	-1	67%	1	3	200%	33%	60%		900	3	5	67%
PIP Coverage	3	0	-100%	1	2	100%	2	100%	0	0	0%	0%	0%	0	0	2	0	-100%
Real Property	3	1	-67%	2	2	0%	1	200%	0	0	0%	0%	0%	0	0	1	1	0%
Tort Other	8	3	-63%	7	6	-14%	3	200%	3	2	-33%	33%	33%	450	480	9	6	-33%
Toxic Tort	1	0	-100%	4	0	-100%	0	100%	0	0	0%	0%	0%	0	0	0	0	0%
UM/UIM Bod Inj	4	1	-75%	1	7	600%	6	700%	2	0	-100%	33%	0%	600	0	6	3	-50%
Total	174	178	2%	183	172	-6%	-6	97%	44	37	-16%	22%	18%	234	175	197	211	7%

NOTE: Some Multicounty Litigation (MCL) cases were transferred in November 2014: Atlantic to Bergen = 8,935; Atlantic to Middlesex = 4,070.

CIVIL BACKLOG SUMMARY BY CASETYPE

March 2024

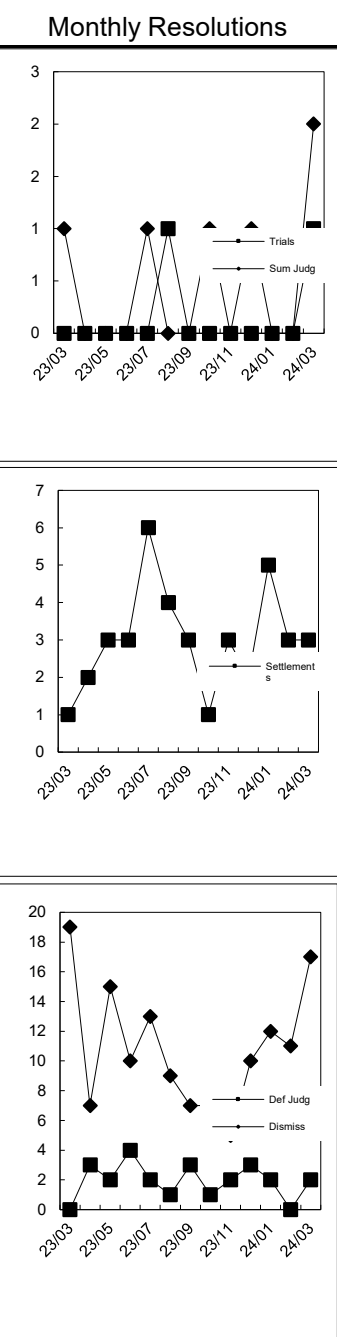
SALEM

	Cases in Backlog															
	Track 1					Track 2				Track 3			Track 4			Total Backlog
	12 to 18 months	18 to 24 months	24 to 36 months	over 36 months	Total Track 1	18 to 24 months	24 to 36 months	over 36 months	Total Track 2	24 to 36 months	over 36 months	Total Track 3	24 to 36 months	over 36 months	Total Track 4	
Act on Neg Inst	0	0	0	0	0	0	0	0	0	0	0	0	0	0	0	0
Asbestos	0	0	0	0	0	0	0	0	0	0	0	0	0	0	0	0
Assault & Bat	0	0	0	0	0	0	0	0	0	1	0	1	0	0	0	0
Auto - Pers Inj	0	0	0	0	0	5	6	2	13	0	0	0	0	0	0	13
Auto - Property	0	0	0	0	0	0	0	0	0	0	0	0	0	0	0	0
Book Account	2	1	0	0	3	0	0	0	0	0	0	0	0	0	0	3
Civil Rights	0	0	0	0	0	0	0	0	0	1	0	1	0	0	0	1
Complex Comm	0	0	0	0	0	0	0	0	0	0	0	0	0	0	0	0
Condemnation	0	0	0	0	0	0	0	0	0	0	0	0	0	0	0	0
Construction	0	0	0	0	0	0	0	0	0	0	0	0	0	0	0	0
Contract/Comm	0	0	0	0	0	0	0	0	0	0	0	0	0	0	0	0
Employment	0	0	0	0	0	0	0	0	0	0	0	0	0	0	0	0
Lieu of P. Writ	0	0	0	0	0	0	0	0	0	0	0	0	0	0	0	0
Medical Malprac	0	0	0	0	0	0	0	0	0	0	0	0	0	0	0	0
Name Change	0	0	0	0	0	0	0	0	0	0	0	0	0	0	0	0
Other Insurance	0	0	0	0	0	0	0	0	0	0	0	0	0	0	0	0
Other MCL	0	0	0	0	0	0	0	0	0	0	0	0	0	0	0	0
Other Track 1	0	0	1	0	1	0	0	0	0	0	0	0	0	0	0	1
Other Track 3	0	0	0	0	0	0	0	0	0	0	1	1	0	0	0	1
Other Track 4	0	0	0	0	0	0	0	0	0	0	0	0	0	2	2	2
Personal Injury	0	0	0	0	0	5	4	1	10	0	0	0	0	0	0	10
Prod Liability	0	0	0	0	0	0	0	0	0	0	0	0	0	0	0	0
Prof Malpractic	0	0	0	0	0	0	0	0	0	2	1	3	0	0	0	3
PIP Coverage	0	0	0	0	0	0	0	0	0	0	0	0	0	0	0	0
Real Property	0	0	0	0	0	0	0	0	0	0	0	0	0	0	0	0
Tort Other	0	0	0	0	0	1	0	1	2	0	0	0	0	0	0	2
Toxic Tort	0	0	0	0	0	0	0	0	0	0	0	0	0	0	0	0
UM/UIM Bod Inj	0	0	0	0	0	0	0	0	0	0	0	0	0	0	0	0
Total	2	1	1	0	4	11	10	4	25	4	2	6	0	2	2	37

NOTE: Some Multicounty Litigation (MCL) cases were transferred in November 2014: Atlantic to Bergen = 8,935; Atlantic to Middlesex = 4,070.

CIVIL RESOLUTION SUMMARY BY CASETYPE
JULY 2023 - MARCH 2024
SALEM

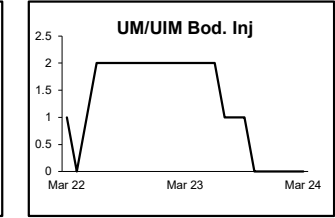
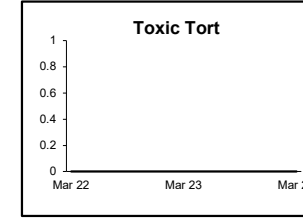
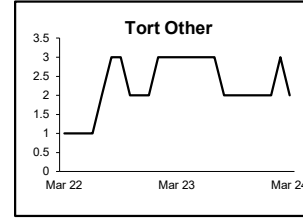
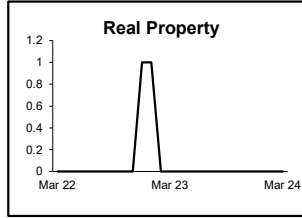
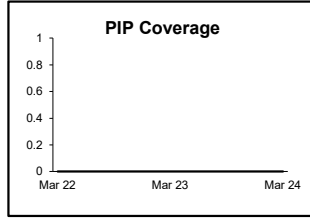
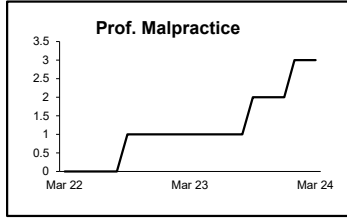
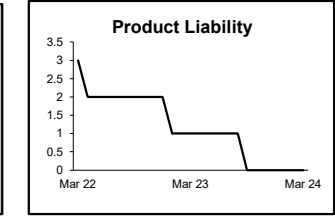
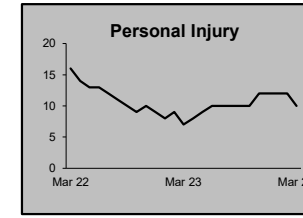
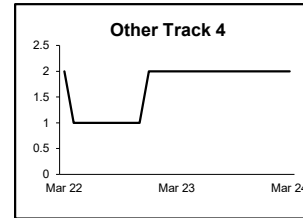
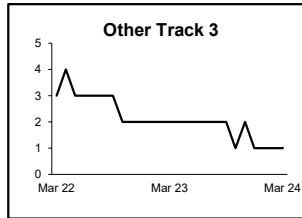
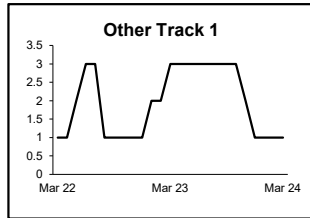
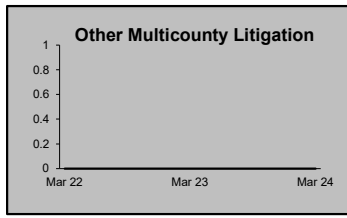
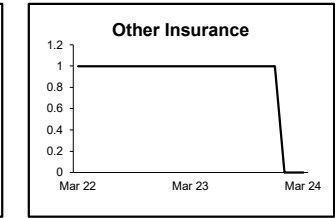

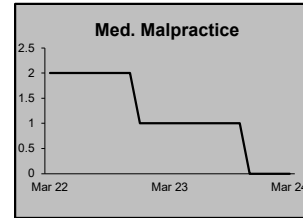
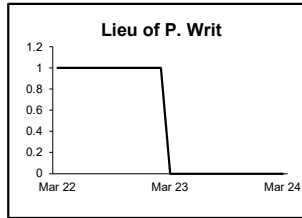
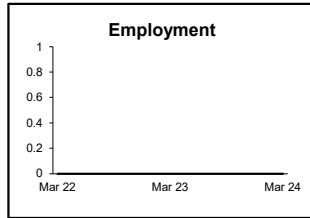
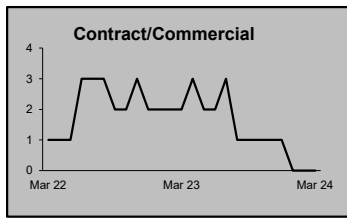
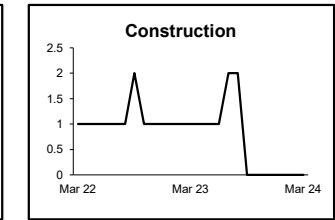
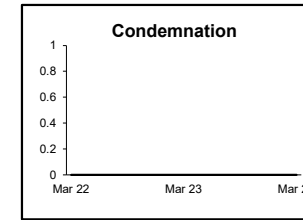
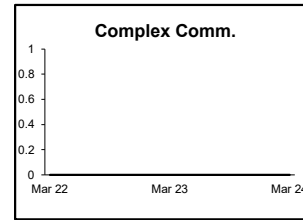
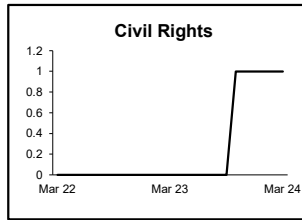
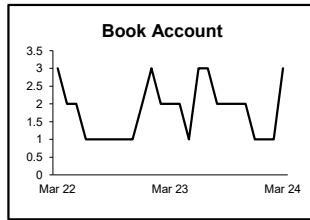
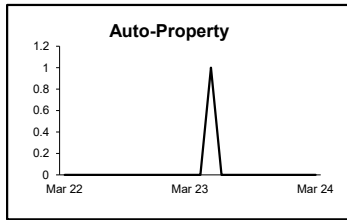
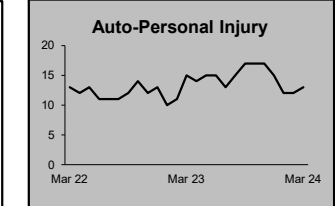
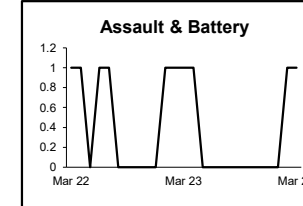
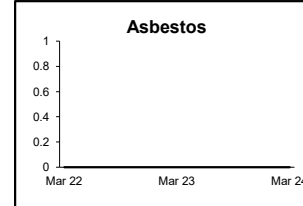

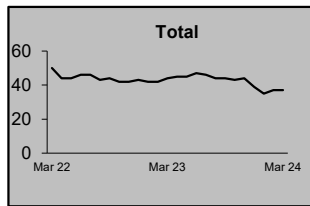
	Trial			Summary					Total	Percent resolved by						Monthly Resolutions
	Jury	Nonjury	Total	Judgment	Settlement	Default Judgment	Dismiss	Other		Trial	Sum Jud	Settle	Default J	Dismiss	Other	
Act on Neg Inst	0	0	0	0	0	0	0	0	0	0%	0%	0%	0%	0%	0%	
Asbestos	0	0	0	0	0	0	0	0	0	0%	0%	0%	0%	0%	0%	
Assault & Bat	0	0	0	0	0	0	0	0	0	0%	0%	0%	0%	0%	0%	
Auto - Pers Inj	0	0	0	0	6	2	18	4	30	0%	0%	20%	7%	60%	13%	
Auto - Property	0	0	0	0	0	2	0	0	2	0%	0%	0%	100%	0%	0%	
Book Account	0	0	0	0	2	8	13	0	23	0%	0%	9%	35%	57%	0%	
Civil Rights	0	0	0	1	0	0	2	0	3	0%	33%	0%	0%	67%	0%	
Complex Commerc	0	0	0	0	0	0	0	0	0	0%	0%	0%	0%	0%	0%	
Condemnation	0	0	0	0	0	0	0	0	0	0%	0%	0%	0%	0%	0%	
Construction	0	0	0	0	2	0	0	0	2	0%	0%	100%	0%	0%	0%	
Contract/Commer	0	0	0	2	8	2	11	1	24	0%	8%	33%	8%	46%	4%	
Employment	0	0	0	0	0	0	1	0	1	0%	0%	0%	0%	100%	0%	
Lieu of P. Writ	0	0	0	0	0	0	2	1	3	0%	0%	0%	0%	67%	33%	
Medical Malprac	0	0	0	0	1	0	0	0	1	0%	0%	100%	0%	0%	0%	
Name Change	0	0	0	0	0	0	0	9	9	0%	0%	0%	0%	0%	100%	
Other Insurance	0	0	0	1	1	0	0	0	2	0%	50%	50%	0%	0%	0%	
Other MCL	0	0	0	0	0	0	0	0	0	0%	0%	0%	0%	0%	0%	
Other Track 1	0	0	0	0	1	1	7	10	19	0%	0%	5%	5%	37%	53%	
Other Track 3	0	0	0	0	2	0	8	2	12	0%	0%	17%	0%	67%	17%	
Other Track 4	0	0	0	0	0	0	0	0	0	0%	0%	0%	0%	0%	0%	
Personal Injury	1	0	1	1	5	0	9	1	17	6%	6%	29%	0%	53%	6%	
Prod Liability	0	0	0	0	0	0	5	0	5	0%	0%	0%	0%	100%	0%	
Prof Malpractic	0	0	0	0	0	0	2	0	2	0%	0%	0%	0%	100%	0%	
PIP Coverage	0	0	0	0	0	0	2	0	2	0%	0%	0%	0%	100%	0%	
Real Property	0	0	0	0	1	0	1	0	2	0%	0%	50%	0%	50%	0%	
Tort Other	0	1	1	0	0	1	4	0	6	17%	0%	0%	17%	67%	0%	
Toxic Tort	0	0	0	0	0	0	0	0	0	0%	0%	0%	0%	0%	0%	
UM/UIM Bod Inj	0	0	0	0	1	0	6	0	7	0%	0%	14%	0%	86%	0%	
Total	1	1	2	5	30	16	91	28	172	1%	3%	17%	9%	53%	16%	



NOTE: Some Multicounty Litigation (MCL) cases were transferred in November 2014: Atlantic to Bergen = 8,935; Atlantic to Middlesex = 4,070.

**CIVIL BACKLOG BY CASETYPE
MARCH 2024
SALEM**

	Total	Backlog	% chg
Mar 22		50	
Mar 23		44	-12%
Mar 24		37	-16%



1) Casetypes with the state's largest backlogs are highlighted.

2) Some Multicounty Litigation (MCL) cases were transferred in November 2014: Atlantic to Bergen = 8,935; Atlantic to Middlesex = 4,070.

**CIVIL CASELOAD SUMMARY BY CASETYPE
JULY 2023 - MARCH 2024
SOMERSET**

	Filings			Resolutions			Clearance		Backlog			Backlog Percent		Backlog Per 100 Monthly Filings		Active Pending		
	Jul 2022 to Mar 2023	Jul 2023 to Mar 2024	percent change	Jul 2022 to Mar 2023	Jul 2023 to Mar 2024	percent change	Jul 2023 - Mar 2024		Mar 2023	Mar 2024	percent change	Mar 2023	Mar 2024	Mar 2023	Mar 2024	Mar 2023	Mar 2024	percent change
							number	percent										
Act on Neg Inst	1	6	500%	0	3		-3	50%	1	0	-100%	50%	0%	1,200	0	2	5	150%
Asbestos	0	0	0%	0	0	0%	0	100%	0	0	0%	0%	0%	0	0	0	0	0%
Assault & Bat	5	1	-80%	4	2	-50%	1	200%	3	9	200%	23%	64%	720	3,600	13	14	8%
Auto - Pers Inj	240	254	6%	282	237	-16%	-17	93%	158	159	1%	33%	32%	591	561	473	494	4%
Auto - Property	7	19	171%	17	9	-47%	-10	47%	1	1	0%	13%	4%	75	46	8	23	188%
Book Account	126	176	40%	156	106	-32%	-70	60%	6	12	100%	8%	9%	38	67	77	141	83%
Civil Rights	9	11	22%	6	7	17%	-4	64%	6	7	17%	43%	39%	720	646	14	18	29%
Complex Comm	8	5	-38%	9	3	-67%	-2	60%	6	7	17%	40%	41%	655	1,400	15	17	13%
Condemnation	0	2		2	5	150%	3	250%	1	0	-100%	100%	0%	1,200	0	1	1	0%
Construction	8	6	-25%	4	11	175%	5	183%	2	3	50%	20%	30%	267	300	10	10	0%
Contract/Comm	236	190	-19%	212	182	-14%	-8	96%	53	80	51%	19%	29%	217	382	273	279	2%
Employment	8	8	0%	10	6	-40%	-2	75%	3	5	67%	23%	36%	277	750	13	14	8%
Lieu of P. Writ	22	15	-32%	9	5	-44%	-10	33%	2	8	300%	6%	19%	92	533	32	42	31%
Medical Malprac	12	10	-17%	20	8	-60%	-2	80%	25	30	20%	57%	64%	1,765	2,769	44	47	7%
Name Change	96	90	-6%	92	83	-10%	-7	92%	0	0	0%	0%	0%	0	0	18	20	11%
Other Insurance	11	8	-27%	5	8	60%	0	100%	4	3	-25%	27%	33%	343	327	15	9	-40%
Other MCL	0	0	0%	0	0	0%	0	100%	0	0	0%	0%	0%	0	0	0	0	0%
Other Track 1	81	83	2%	94	73	-22%	-10	88%	8	6	-25%	16%	12%	80	65	51	51	0%
Other Track 3	38	37	-3%	38	32	-16%	-5	86%	15	25	67%	22%	29%	391	517	69	85	23%
Other Track 4	7	6	-14%	9	8	-11%	2	133%	13	9	-31%	76%	56%	1,950	1,543	17	16	-6%
Personal Injury	133	129	-3%	123	110	-11%	-19	85%	101	131	30%	34%	39%	717	850	295	337	14%
Prod Liability	9	3	-67%	7	4	-43%	1	133%	4	2	-50%	31%	20%	400	600	13	10	-23%
Prof Malpractic	8	9	13%	10	5	-50%	-4	56%	14	16	14%	52%	43%	1,527	1,371	27	37	37%
PIP Coverage	2	1	-50%	3	0	-100%	-1	0%	0	0	0%	0%	0%	0	0	0	1	
Real Property	8	6	-25%	10	8	-20%	2	133%	2	2	0%	25%	40%	240	300	8	5	-38%
Tort Other	128	166	30%	91	116	27%	-50	70%	9	23	156%	9%	14%	73	137	98	159	62%
Toxic Tort	0	0	0%	0	0	0%	0	100%	0	0	0%	0%	0%	0	0	0	0	0%
UM/UIM Bod Inj	9	8	-11%	15	6	-60%	-2	75%	12	19	58%	43%	63%	900	2,280	28	30	7%
Total	1,212	1,249	3%	1,228	1,037	-16%	-212	83%	449	557	24%	28%	30%	338	407	1,614	1,865	16%

NOTE: Some Multicounty Litigation (MCL) cases were transferred in November 2014: Atlantic to Bergen = 8,935; Atlantic to Middlesex = 4,070.

CIVIL BACKLOG SUMMARY BY CASETYPE

March 2024

SOMERSET

	Cases in Backlog															
	Track 1					Track 2				Track 3			Track 4			Total Backlog
	12 to 18 months	18 to 24 months	24 to 36 months	over 36 months	Total Track 1	18 to 24 months	24 to 36 months	over 36 months	Total Track 2	24 to 36 months	over 36 months	Total Track 3	24 to 36 months	over 36 months	Total Track 4	
Act on Neg Inst	0	0	0	0	0	0	0	0	0	0	0	0	0	0	0	0
Asbestos	0	0	0	0	0	0	0	0	0	0	0	0	0	0	0	0
Assault & Bat	0	0	0	0	0	0	0	0	0	6	3	9	0	0	0	0
Auto - Pers Inj	0	0	0	0	0	51	60	48	159	0	0	0	0	0	0	0
Auto - Property	0	0	0	0	0	0	0	1	1	0	0	0	0	0	0	0
Book Account	9	1	2	0	12	0	0	0	0	0	0	0	0	0	0	0
Civil Rights	0	0	0	0	0	0	0	0	0	4	3	7	0	0	0	0
Complex Comm	0	0	0	0	0	0	0	0	0	0	0	0	1	6	7	7
Condemnation	0	0	0	0	0	0	0	0	0	0	0	0	0	0	0	0
Construction	0	0	0	0	0	1	0	2	3	0	0	0	0	0	0	0
Contract/Comm	0	0	0	0	0	21	42	17	80	0	0	0	0	0	0	0
Employment	0	0	0	0	0	2	3	0	5	0	0	0	0	0	0	0
Lieu of P. Writ	0	0	0	0	0	0	0	0	0	0	0	0	6	2	8	8
Medical Malprac	0	0	0	0	0	0	0	0	0	9	21	30	0	0	0	0
Name Change	0	0	0	0	0	0	0	0	0	0	0	0	0	0	0	0
Other Insurance	1	0	1	1	3	0	0	0	0	0	0	0	0	0	0	0
Other MCL	0	0	0	0	0	0	0	0	0	0	0	0	0	0	0	0
Other Track 1	2	2	2	0	6	0	0	0	0	0	0	0	0	0	0	0
Other Track 3	0	0	0	0	0	0	0	0	0	13	12	25	0	0	0	0
Other Track 4	0	0	0	0	0	0	0	0	0	0	0	0	1	8	9	9
Personal Injury	0	0	0	0	0	38	54	39	131	0	0	0	0	0	0	0
Prod Liability	0	0	0	0	0	0	0	0	0	0	2	2	0	0	0	0
Prof Malpractic	0	0	0	0	0	0	0	0	0	3	13	16	0	0	0	0
PIP Coverage	0	0	0	0	0	0	0	0	0	0	0	0	0	0	0	0
Real Property	1	0	0	1	2	0	0	0	0	0	0	0	0	0	0	0
Tort Other	0	0	0	0	0	11	7	5	23	0	0	0	0	0	0	0
Toxic Tort	0	0	0	0	0	0	0	0	0	0	0	0	0	0	0	0
UM/UIM Bod Inj	0	0	0	0	0	4	10	5	19	0	0	0	0	0	0	0
Total	13	3	5	2	23	128	176	117	421	35	54	89	8	16	24	557

NOTE: Some Multicounty Litigation (MCL) cases were transferred in November 2014: Atlantic to Bergen = 8,935; Atlantic to Middlesex = 4,070.

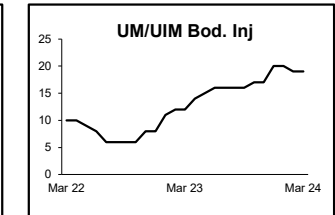
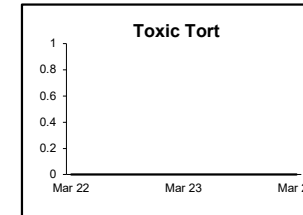
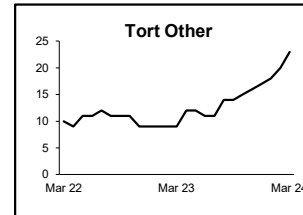
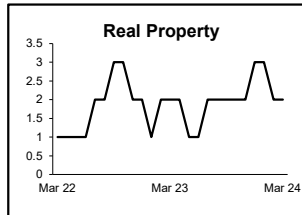
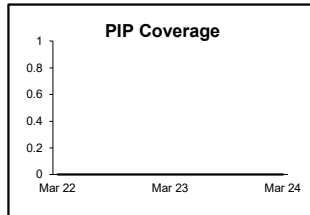
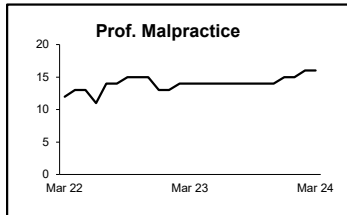
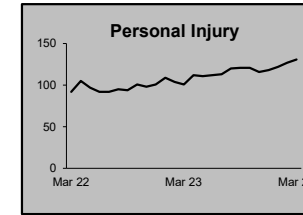
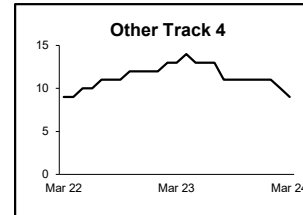
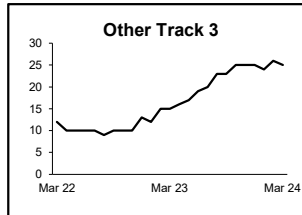
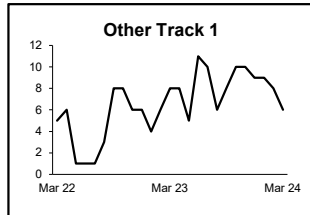
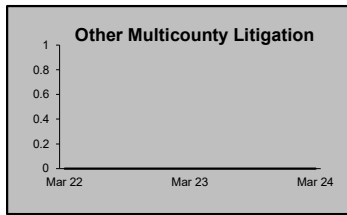
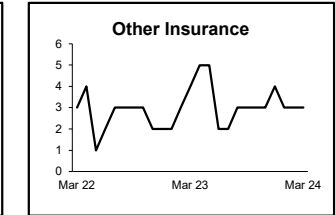

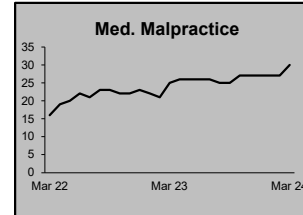
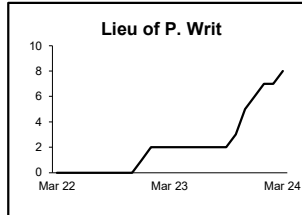
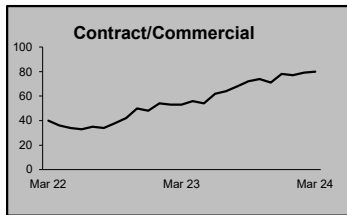
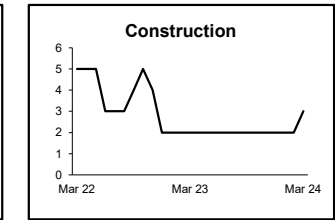
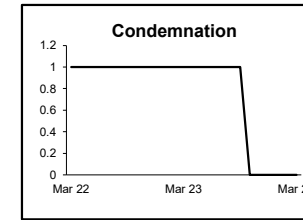
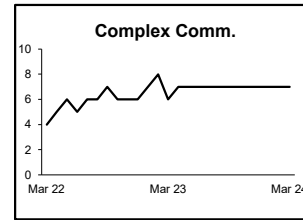
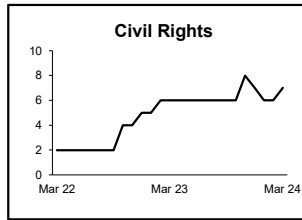
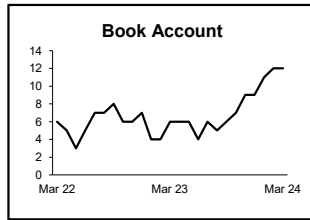
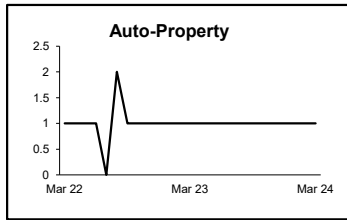
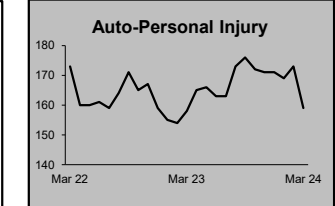
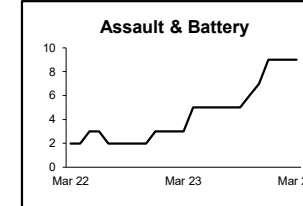
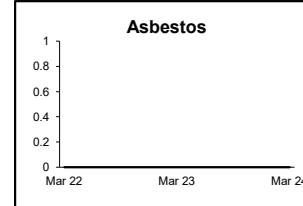
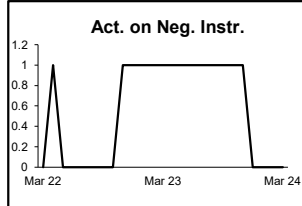
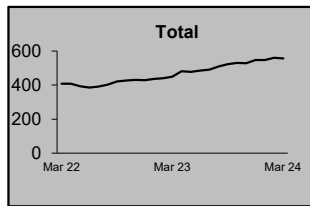
CIVIL RESOLUTION SUMMARY BY CASETYPE
JULY 2023 - MARCH 2024
SOMERSET

	Trial			Summary	Default				Total	Percent resolved by						Monthly Resolutions
	Jury	Nonjury	Total		Judgment	Settlement	Judgment	Dismiss		Other	Trial	Sum Jud	Settle	Default J	Dismiss	
Act on Neg Inst	0	0	0	0	0	1	2	0	3	0%	0%	0%	33%	67%	0%	
Asbestos	0	0	0	0	0	0	0	0	0	0%	0%	0%	0%	0%	0%	
Assault & Bat	0	0	0	0	1	0	1	0	2	0%	0%	50%	0%	50%	0%	
Auto - Pers Inj	1	0	1	0	63	1	161	11	237	0%	0%	27%	0%	68%	5%	
Auto - Property	0	0	0	0	1	3	5	0	9	0%	0%	11%	33%	56%	0%	
Book Account	0	0	0	6	21	29	48	2	106	0%	6%	20%	27%	45%	2%	
Civil Rights	0	0	0	0	2	0	4	1	7	0%	0%	29%	0%	57%	14%	
Complex Commerc	0	0	0	1	0	0	2	0	3	0%	33%	0%	0%	67%	0%	
Condemnation	0	0	0	1	0	0	4	0	5	0%	20%	0%	0%	80%	0%	
Construction	0	0	0	0	1	2	7	1	11	0%	0%	9%	18%	64%	9%	
Contract/Commer	0	0	0	2	25	30	117	8	182	0%	1%	14%	16%	64%	4%	
Employment	0	0	0	0	2	1	2	1	6	0%	0%	33%	17%	33%	17%	
Lieu of P. Writ	0	0	0	0	1	0	2	2	5	0%	0%	20%	0%	40%	40%	
Medical Malprac	0	0	0	0	3	0	5	0	8	0%	0%	38%	0%	63%	0%	
Name Change	0	0	0	0	0	0	2	81	83	0%	0%	0%	0%	2%	98%	
Other Insurance	0	0	0	0	1	1	6	0	8	0%	0%	13%	13%	75%	0%	
Other MCL	0	0	0	0	0	0	0	0	0	0%	0%	0%	0%	0%	0%	
Other Track 1	0	0	0	0	10	8	34	21	73	0%	0%	14%	11%	47%	29%	
Other Track 3	0	0	0	0	9	0	21	2	32	0%	0%	28%	0%	66%	6%	
Other Track 4	0	0	0	0	3	2	3	0	8	0%	0%	38%	25%	38%	0%	
Personal Injury	1	0	1	3	35	0	61	10	110	1%	3%	32%	0%	55%	9%	
Prod Liability	0	0	0	0	1	0	3	0	4	0%	0%	25%	0%	75%	0%	
Prof Malpractic	0	0	0	0	1	1	3	0	5	0%	0%	20%	20%	60%	0%	
PIP Coverage	0	0	0	0	0	0	0	0	0	0%	0%	0%	0%	0%	0%	
Real Property	0	0	0	0	1	0	5	2	8	0%	0%	13%	0%	63%	25%	
Tort Other	0	0	0	3	6	67	36	4	116	0%	3%	5%	58%	31%	3%	
Toxic Tort	0	0	0	0	0	0	0	0	0	0%	0%	0%	0%	0%	0%	
UM/UIIM Bod Inj	0	0	0	0	3	0	3	0	6	0%	0%	50%	0%	50%	0%	
Total	2	0	2	16	190	146	537	146	1,037	0%	2%	18%	14%	52%	14%	

NOTE: Some Multicounty Litigation (MCL) cases were transferred in November 2014: Atlantic to Bergen = 8,935; Atlantic to Middlesex = 4,070.

**CIVIL BACKLOG BY CASETYPE
MARCH 2024
SOMERSET**

	Total	Backlog	% chg
Mar 22		407	
Mar 23		449	10%
Mar 24		557	24%



1) Casetypes with the state's largest backlogs are highlighted.

2) Some Multicounty Litigation (MCL) cases were transferred in November 2014: Atlantic to Bergen = 8,935; Atlantic to Middlesex = 4,070.

CIVIL CASELOAD SUMMARY BY CASETYPE
JULY 2023 - MARCH 2024
SUSSEX

	Filings			Resolutions			Clearance		Backlog			Backlog Percent		Backlog Per 100 Monthly Filings		Active Pending		
	Jul 2022	Jul 2023	percent change	Jul 2022	Jul 2023	percent change	Jul 2023 - Mar 2024		Mar 2023	Mar 2024	percent change	Mar 2023	Mar 2024	Mar 2023	Mar 2024	Mar 2023	Mar 2024	percent change
	to Mar 2023	to Mar 2024		to Mar 2023	to Mar 2024		number	percent										
Act on Neg Inst	4	1	-75%	1	3	200%	2	300%	0	0	0%	0%	0%	0	0	4	0	-100%
Asbestos	0	0	0%	0	0	0%	0	100%	0	0	0%	0%	0%	0	0	0	0	0%
Assault & Bat	0	3		1	3	200%	0	100%	0	4		0%	100%	0	1,600	4	4	0%
Auto - Pers Inj	53	63	19%	61	73	20%	10	116%	50	27	-46%	40%	24%	811	386	125	114	-9%
Auto - Property	3	5	67%	4	5	25%	0	100%	0	0	0%	0%	0%	0	0	5	6	20%
Book Account	63	103	63%	70	89	27%	-14	86%	1	2	100%	3%	4%	14	19	37	55	49%
Civil Rights	2	2	0%	3	4	33%	2	200%	5	3	-40%	63%	75%	1,500	1,800	8	4	-50%
Complex Comme	5	0	-100%	3	5	67%	5	100%	4	2	-50%	67%	100%	800	1,200	6	2	-67%
Condemnation	0	1		0	0	0%	-1	0%	0	0	0%	0%	0%	0	0	0	1	
Construction	4	5	25%	3	4	33%	-1	80%	1	0	-100%	25%	0%	240	0	4	4	0%
Contract/Comme	88	67	-24%	48	87	81%	20	130%	11	15	36%	11%	19%	111	202	104	78	-25%
Employment	1	4	300%	2	4	100%	0	100%	1	0	-100%	33%	0%	1,200	0	3	3	0%
Lieu of P. Writ	3	6	100%	2	2	0%	-4	33%	0	0	0%	0%	0%	0	0	2	8	300%
Medical Malprac	8	11	38%	12	9	-25%	-2	82%	10	9	-10%	43%	38%	1,000	982	23	24	4%
Name Change	30	33	10%	37	29	-22%	-4	88%	0	0	0%	0%	0%	0	0	9	6	-33%
Other Insurance	6	4	-33%	4	1	-75%	-3	25%	0	2		0%	40%	0	600	2	5	150%
Other MCL	0	0	0%	0	0	0%	0	100%	0	0	0%	0%	0%	0	0	0	0	0%
Other Track 1	26	37	42%	25	32	28%	-5	86%	5	5	0%	18%	19%	150	140	28	26	-7%
Other Track 3	15	17	13%	25	14	-44%	-3	82%	8	6	-25%	26%	17%	457	277	31	35	13%
Other Track 4	0	1		3	3	0%	2	300%	2	0	-100%	67%	0%	2,400	0	3	1	-67%
Personal Injury	59	65	10%	57	75	32%	10	115%	37	27	-27%	31%	24%	555	377	118	114	-3%
Prod Liability	5	2	-60%	4	1	-75%	-1	50%	2	2	0%	33%	29%	480	800	6	7	17%
Prof Malpractic	2	4	100%	3	3	0%	-1	75%	6	7	17%	50%	47%	2,400	2,100	12	15	25%
PIP Coverage	2	0	-100%	0	1		1	100%	0	0	0%	0%	0%	0	0	2	0	-100%
Real Property	12	6	-50%	7	6	-14%	0	100%	1	2	100%	10%	22%	86	200	10	9	-10%
Tort Other	11	19	73%	16	12	-25%	-7	63%	8	8	0%	53%	33%	640	384	15	24	60%
Toxic Tort	0	0	0%	0	0	0%	0	100%	1	1	0%	100%	100%			1	1	0%
UM/UIM Bod Inj	3	0	-100%	1	1	0%	1	100%	1	2	100%	17%	67%	240		6	3	-50%
Total	405	459	13%	392	466	19%	7	102%	154	124	-19%	27%	23%	332	252	568	549	-3%

NOTE: Some Multicounty Litigation (MCL) cases were transferred in November 2014: Atlantic to Bergen = 8,935; Atlantic to Middlesex = 4,070.

CIVIL BACKLOG SUMMARY BY CASETYPE

March 2024

SUSSEX

	Cases in Backlog															
	Track 1					Track 2				Track 3			Track 4			Total Backlog
	12 to 18 months	18 to 24 months	24 to 36 months	over 36 months	Total Track 1	18 to 24 months	24 to 36 months	over 36 months	Total Track 2	24 to 36 months	over 36 months	Total Track 3	24 to 36 months	over 36 months	Total Track 4	
Act on Neg Inst	0	0	0	0	0	0	0	0	0	0	0	0	0	0	0	0
Asbestos	0	0	0	0	0	0	0	0	0	0	0	0	0	0	0	0
Assault & Bat	0	0	0	0	0	0	0	0	0	2	2	4	0	0	0	4
Auto - Pers Inj	0	0	0	0	0	8	14	5	27	0	0	0	0	0	0	27
Auto - Property	0	0	0	0	0	0	0	0	0	0	0	0	0	0	0	0
Book Account	1	1	0	0	2	0	0	0	0	0	0	0	0	0	0	2
Civil Rights	0	0	0	0	0	0	0	0	0	0	3	3	0	0	0	3
Complex Comm	0	0	0	0	0	0	0	0	0	0	0	0	0	2	2	2
Condemnation	0	0	0	0	0	0	0	0	0	0	0	0	0	0	0	0
Construction	0	0	0	0	0	0	0	0	0	0	0	0	0	0	0	0
Contract/Comm	0	0	0	0	0	12	3	0	15	0	0	0	0	0	0	15
Employment	0	0	0	0	0	0	0	0	0	0	0	0	0	0	0	0
Lieu of P. Writ	0	0	0	0	0	0	0	0	0	0	0	0	0	0	0	0
Medical Malprac	0	0	0	0	0	0	0	0	0	4	5	9	0	0	0	9
Name Change	0	0	0	0	0	0	0	0	0	0	0	0	0	0	0	0
Other Insurance	2	0	0	0	2	0	0	0	0	0	0	0	0	0	0	2
Other MCL	0	0	0	0	0	0	0	0	0	0	0	0	0	0	0	0
Other Track 1	3	1	0	0	4	0	0	0	0	1	0	1	0	0	0	5
Other Track 3	0	0	0	0	0	0	0	0	0	3	3	6	0	0	0	6
Other Track 4	0	0	0	0	0	0	0	0	0	0	0	0	0	0	0	0
Personal Injury	0	0	0	0	0	17	7	3	27	0	0	0	0	0	0	27
Prod Liability	0	0	0	0	0	0	0	0	0	0	2	2	0	0	0	2
Prof Malpractic	0	0	0	0	0	0	0	0	0	2	5	7	0	0	0	7
PIP Coverage	0	0	0	0	0	0	0	0	0	0	0	0	0	0	0	0
Real Property	2	0	0	0	2	0	0	0	0	0	0	0	0	0	0	2
Tort Other	0	0	0	0	0	1	5	2	8	0	0	0	0	0	0	8
Toxic Tort	0	0	0	0	0	0	0	0	0	0	1	1	0	0	0	1
UM/UIM Bod Inj	0	0	0	0	0	2	0	0	2	0	0	0	0	0	0	2
Total	8	2	0	0	10	40	29	10	79	12	21	33	0	2	2	124

NOTE: Some Multicounty Litigation (MCL) cases were transferred in November 2014: Atlantic to Bergen = 8,935; Atlantic to Middlesex = 4,070.

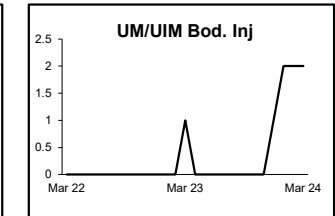
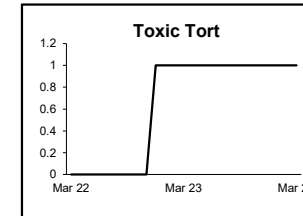
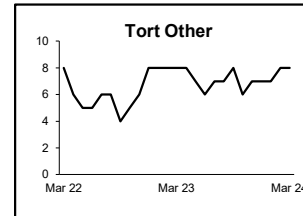
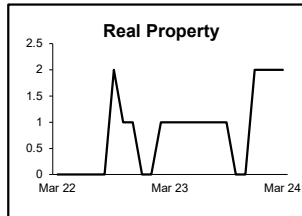
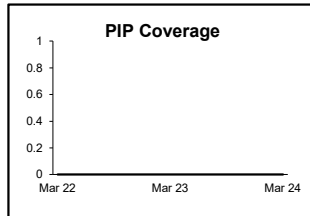
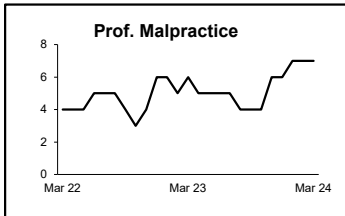
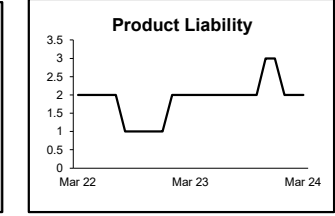
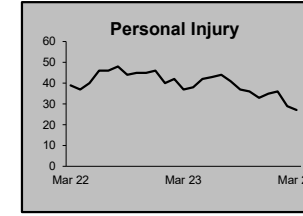
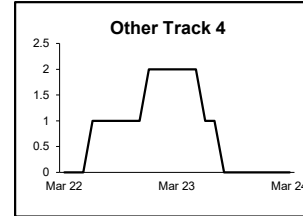
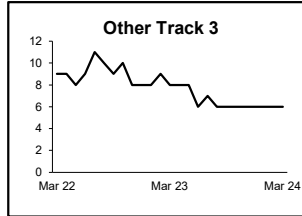
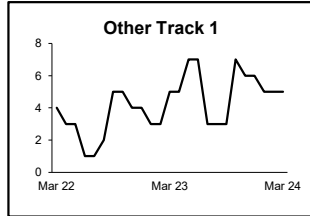
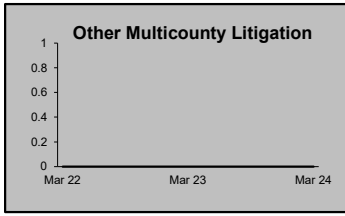
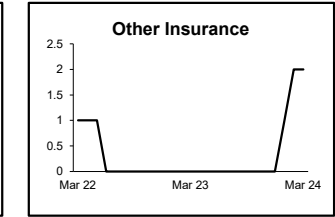

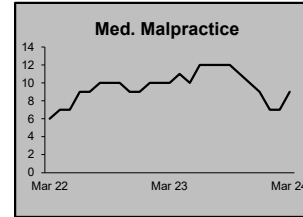
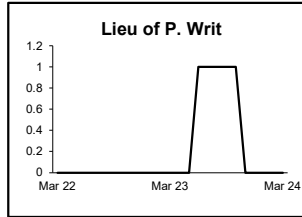
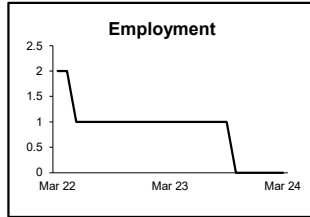
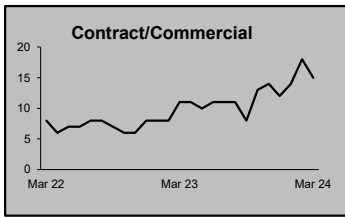
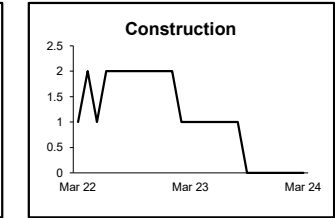
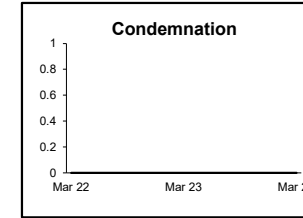
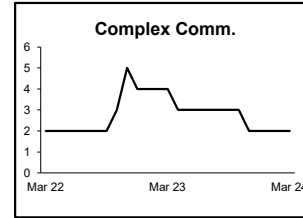
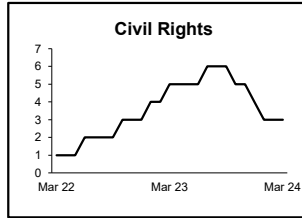
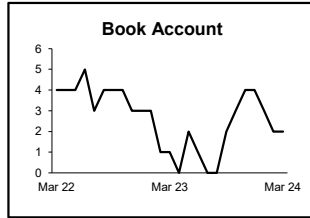
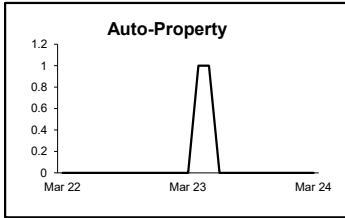
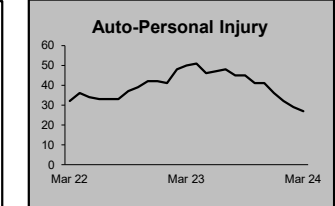
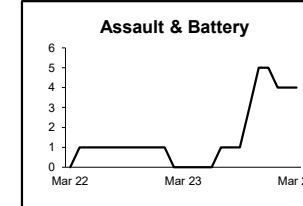
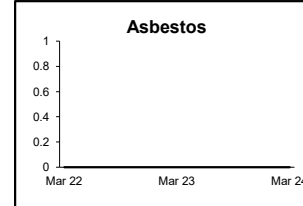
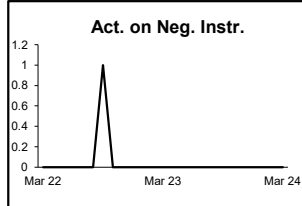
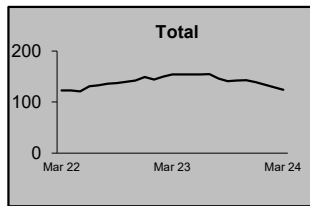
CIVIL RESOLUTION SUMMARY BY CASETYPE JULY 2023 - MARCH 2024 SUSSEX

	Trial			Summary	Default					Total	Percent resolved by						Monthly Resolutions
	Jury	Nonjury	Total		Judgment	Settlement	Judgment	Dismiss	Other		Trial	Sum Jud	Settle	Default J	Dismiss	Other	
Act on Neg Inst	0	0	0	0	0	0	3	0	3	0%	0%	0%	0%	100%	0%		
Asbestos	0	0	0	0	0	0	0	0	0	0%	0%	0%	0%	0%	0%		
Assault & Bat	0	0	0	0	0	0	3	0	3	0%	0%	0%	0%	100%	0%		
Auto - Pers Inj	0	0	0	0	18	1	54	0	73	0%	0%	25%	1%	74%	0%		
Auto - Property	0	0	0	0	1	1	3	0	5	0%	0%	20%	20%	60%	0%		
Book Account	0	0	0	1	10	32	45	1	89	0%	1%	11%	36%	51%	1%		
Civil Rights	0	0	0	0	2	0	2	0	4	0%	0%	50%	0%	50%	0%		
Complex Commerc	0	0	0	0	3	0	2	0	5	0%	0%	60%	0%	40%	0%		
Condemnation	0	0	0	0	0	0	0	0	0	0%	0%	0%	0%	0%	0%		
Construction	0	0	0	0	0	1	3	0	4	0%	0%	0%	25%	75%	0%		
Contract/Commer	0	0	0	5	13	14	53	2	87	0%	6%	15%	16%	61%	2%		
Employment	0	0	0	0	1	0	3	0	4	0%	0%	25%	0%	75%	0%		
Lieu of P. Writ	0	0	0	0	0	0	2	0	2	0%	0%	0%	0%	100%	0%		
Medical Malprac	0	0	0	0	4	0	3	2	9	0%	0%	44%	0%	33%	22%		
Name Change	0	0	0	0	0	0	0	29	29	0%	0%	0%	0%	0%	100%		
Other Insurance	0	0	0	0	0	0	1	0	1	0%	0%	0%	0%	100%	0%		
Other MCL	0	0	0	0	0	0	0	0	0	0%	0%	0%	0%	0%	0%		
Other Track 1	0	0	0	1	4	3	24	0	32	0%	3%	13%	9%	75%	0%		
Other Track 3	0	0	0	0	2	0	11	1	14	0%	0%	14%	0%	79%	7%		
Other Track 4	0	0	0	0	0	0	3	0	3	0%	0%	0%	0%	100%	0%		
Personal Injury	0	0	0	2	28	1	43	1	75	0%	3%	37%	1%	57%	1%		
Prod Liability	0	0	0	0	1	0	0	0	1	0%	0%	100%	0%	0%	0%		
Prof Malpractic	0	0	0	0	2	0	1	0	3	0%	0%	67%	0%	33%	0%		
PIP Coverage	0	0	0	0	0	0	1	0	1	0%	0%	0%	0%	100%	0%		
Real Property	0	0	0	0	3	0	1	2	6	0%	0%	50%	0%	17%	33%		
Tort Other	0	0	0	0	3	2	6	1	12	0%	0%	25%	17%	50%	8%		
Toxic Tort	0	0	0	0	0	0	0	0	0	0%	0%	0%	0%	0%	0%		
UM/UIB Bod Inj	0	0	0	0	0	0	1	0	1	0%	0%	0%	0%	100%	0%		
Total	0	0	0	9	95	55	268	39	466	0%	2%	20%	12%	58%	8%		

NOTE: Some Multicounty Litigation (MCL) cases were transferred in November 2014: Atlantic to Bergen = 8,935; Atlantic to Middlesex = 4,070.

**CIVIL BACKLOG BY CASETYPE
MARCH 2024
SUSSEX**

	Total	Backlog	% chg
Mar 22		123	
Mar 23		154	25%
Mar 24		124	-19%



1) Casetypes with the state's largest backlogs are highlighted.

2) Some Multicounty Litigation (MCL) cases were transferred in November 2014: Atlantic to Bergen = 8,935; Atlantic to Middlesex = 4,070.

CIVIL CASELOAD SUMMARY BY CASETYPE
JULY 2023 - MARCH 2024
UNION

	Filings			Resolutions			Clearance		Backlog			Backlog Percent		Backlog Per 100 Monthly Filings		Active Pending		
	Jul 2022 to Mar 2023	Jul 2023 to Mar 2024	percent change	Jul 2022 to Mar 2023	Jul 2023 to Mar 2024	percent change	Jul 2023 - Mar 2024		Mar 2023	Mar 2024	percent change	Mar 2023	Mar 2024	Mar 2023	Mar 2024	Mar 2023	Mar 2024	percent change
							number	percent										
Act on Neg Inst	4	6	50%	5	4	-20%	-2	67%	1	1	0%	50%	17%	300	133	2	6	200%
Asbestos	0	0	0%	0	0	0%	0	100%	0	0	0%	0%	0%	0	0	0	0	0%
Assault & Bat	5	7	40%	9	8	-11%	1	114%	1	3	200%	8%	25%	133	450	12	12	0%
Auto - Pers Inj	1,364	1,554	14%	1,605	1,502	-6%	-52	97%	583	418	-28%	25%	18%	390	240	2,294	2,370	3%
Auto - Property	70	80	14%	83	66	-20%	-14	83%	13	3	-77%	21%	4%	166	34	63	76	21%
Book Account	270	296	10%	320	233	-27%	-63	79%	47	33	-30%	22%	13%	150	103	210	255	21%
Civil Rights	10	19	90%	15	12	-20%	-7	63%	9	11	22%	41%	37%	675	574	22	30	36%
Complex Comm	10	6	-40%	8	9	13%	3	150%	12	9	-25%	67%	60%	1,108	982	18	15	-17%
Condemnation	3	1	-67%	6	3	-50%	2	300%	1	1	0%	17%	20%	240	400	6	5	-17%
Construction	17	13	-24%	29	14	-52%	1	108%	8	6	-25%	36%	24%	457	360	22	25	14%
Contract/Comm	395	359	-9%	378	338	-11%	-21	94%	85	87	2%	19%	19%	195	215	446	455	2%
Employment	14	15	7%	14	13	-7%	-2	87%	5	4	-20%	31%	21%	353	267	16	19	19%
Lieu of P. Writ	23	20	-13%	14	18	29%	-2	90%	2	3	50%	6%	11%	89	138	31	27	-13%
Medical Malprac	26	37	42%	42	26	-38%	-11	70%	51	55	8%	45%	45%	1,457	1,294	114	121	6%
Name Change	129	127	-2%	127	125	-2%	-2	98%	1	2	100%	2%	4%	7	14	50	47	-6%
Other Insurance	11	33	200%	19	18	-5%	-15	55%	4	4	0%	33%	13%	282	112	12	31	158%
Other MCL	0	0	0%	0	0	0%	0	100%	0	0	0%	0%	0%	0	0	0	0	0%
Other Track 1	163	154	-6%	152	144	-5%	-10	94%	36	47	31%	22%	28%	195	262	163	168	3%
Other Track 3	95	106	12%	90	92	2%	-14	87%	59	45	-24%	32%	23%	605	388	184	192	4%
Other Track 4	9	7	-22%	9	3	-67%	-4	43%	16	20	25%	55%	67%	1,600	2,400	29	30	3%
Personal Injury	462	511	11%	448	449	0%	-62	88%	222	219	-1%	26%	24%	451	395	867	921	6%
Prod Liability	10	2	-80%	7	10	43%	8	500%	7	2	-71%	41%	22%	700	343	17	9	-47%
Prof Malprac	22	15	-32%	27	14	-48%	-1	93%	17	19	12%	33%	33%	680	814	51	58	14%
PIP Coverage	11	5	-55%	12	7	-42%	2	140%	0	0	0%	0%	0%	0	0	8	2	-75%
Real Property	14	13	-7%	7	10	43%	-3	77%	2	6	200%	13%	38%	120	480	15	16	7%
Tort Other	95	76	-20%	78	92	18%	16	121%	18	21	17%	15%	20%	183	236	119	107	-10%
Toxic Tort	0	0	0%	1	0	-100%	0	100%	0	0	0%	0%	0%	0	0	0	2	
UM/UIM Bod Inj	74	86	16%	99	82	-17%	-4	95%	26	22	-15%	23%	19%	351	230	111	116	5%
Total	3,306	3,548	7%	3,604	3,292	-9%	-256	93%	1,226	1,041	-15%	25%	20%	338	263	4,882	5,115	5%

NOTE: Some Multicounty Litigation (MCL) cases were transferred in November 2014: Atlantic to Bergen = 8,935; Atlantic to Middlesex = 4,070.

CIVIL BACKLOG SUMMARY BY CASETYPE

March 2024

UNION

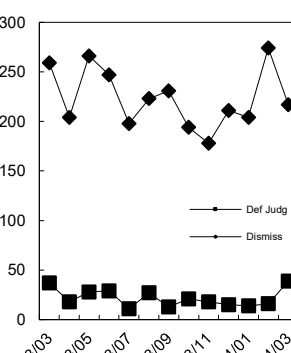
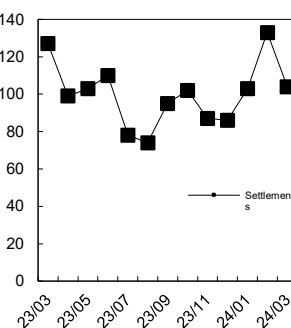
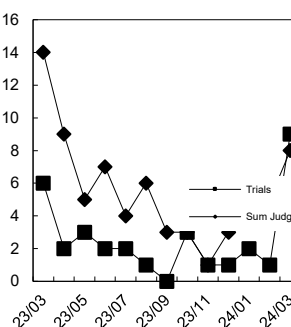
	Cases in Backlog															
	Track 1					Track 2				Track 3			Track 4			Total Backlog
	12 to 18 months	18 to 24 months	24 to 36 months	over 36 months	Total Track 1	18 to 24 months	24 to 36 months	over 36 months	Total Track 2	24 to 36 months	over 36 months	Total Track 3	24 to 36 months	over 36 months	Total Track 4	
Act on Neg Inst	0	0	0	1	1	0	0	0	0	0	0	0	0	0	0	1
Asbestos	0	0	0	0	0	0	0	0	0	0	0	0	0	0	0	0
Assault & Bat	0	0	0	0	0	0	0	0	0	2	1	3	0	0	0	3
Auto - Pers Inj	0	0	0	0	0	213	133	72	418	0	0	0	0	0	0	418
Auto - Property	0	0	0	0	0	1	1	1	3	0	0	0	0	0	0	3
Book Account	19	6	5	3	33	0	0	0	0	0	0	0	0	0	0	33
Civil Rights	1	0	0	0	1	0	0	0	0	3	7	10	0	0	0	11
Complex Comm	0	0	0	0	0	1	0	1	2	0	0	0	1	6	7	9
Condemnation	0	0	0	0	0	0	0	0	0	1	0	1	0	0	0	1
Construction	0	0	0	0	0	3	1	2	6	0	0	0	0	0	0	6
Contract/Comm	0	1	0	0	1	35	28	23	86	0	0	0	0	0	0	87
Employment	0	0	0	0	0	1	3	0	4	0	0	0	0	0	0	4
Lieu of P. Writ	0	0	0	0	0	0	0	0	0	0	0	0	2	1	3	3
Medical Malprac	0	0	0	0	0	0	0	0	0	22	33	55	0	0	0	55
Name Change	2	0	0	0	2	0	0	0	0	0	0	0	0	0	0	2
Other Insurance	2	1	0	1	4	0	0	0	0	0	0	0	0	0	0	4
Other MCL	0	0	0	0	0	0	0	0	0	0	0	0	0	0	0	0
Other Track 1	24	16	5	1	46	0	0	1	1	0	0	0	0	0	0	47
Other Track 3	0	0	0	0	0	0	0	0	0	12	33	45	0	0	0	45
Other Track 4	0	0	0	0	0	0	0	0	0	0	0	0	4	16	20	20
Personal Injury	0	0	0	0	0	105	86	28	219	0	0	0	0	0	0	219
Prod Liability	0	0	0	0	0	0	0	0	0	0	2	2	0	0	0	2
Prof Malpractic	0	0	0	0	0	0	0	0	0	9	10	19	0	0	0	19
PIP Coverage	0	0	0	0	0	0	0	0	0	0	0	0	0	0	0	0
Real Property	3	2	0	1	6	0	0	0	0	0	0	0	0	0	0	6
Tort Other	0	0	0	0	0	10	8	3	21	0	0	0	0	0	0	21
Toxic Tort	0	0	0	0	0	0	0	0	0	0	0	0	0	0	0	0
UM/UIM Bod Inj	0	0	0	0	0	10	9	3	22	0	0	0	0	0	0	22
Total	51	26	10	7	94	379	269	134	782	49	86	135	7	23	30	1,041

NOTE: Some Multicounty Litigation (MCL) cases were transferred in November 2014: Atlantic to Bergen = 8,935; Atlantic to Middlesex = 4,070.

CIVIL RESOLUTION SUMMARY BY CASETYPE
JULY 2023 - MARCH 2024
UNION

	Trial			Summary	Default				Total	Percent resolved by					
	Jury	Nonjury	Total		Judgment	Settlement	Judgment	Dismiss		Other	Trial	Sum Jud	Settle	Default J	Dismiss
Act on Neg Inst	0	0	0	0	0	3	1	0	4	0%	0%	0%	75%	25%	0%
Asbestos	0	0	0	0	0	0	0	0	0	0%	0%	0%	0%	0%	0%
Assault & Bat	0	0	0	0	3	0	3	2	8	0%	0%	38%	0%	38%	25%
Auto - Pers Inj	14	1	15	5	452	4	963	63	1,502	1%	0%	30%	0%	64%	4%
Auto - Property	0	0	0	2	9	16	37	2	66	0%	3%	14%	24%	56%	3%
Book Account	0	0	0	7	34	70	119	3	233	0%	3%	15%	30%	51%	1%
Civil Rights	0	0	0	0	0	0	12	0	12	0%	0%	0%	0%	100%	0%
Complex Commerc	0	0	0	1	2	0	6	0	9	0%	11%	22%	0%	67%	0%
Condemnation	1	0	1	0	1	0	1	0	3	33%	0%	33%	0%	33%	0%
Construction	0	0	0	0	2	4	8	0	14	0%	0%	14%	29%	57%	0%
Contract/Commer	0	3	3	12	68	58	189	8	338	1%	4%	20%	17%	56%	2%
Employment	0	0	0	0	2	0	10	1	13	0%	0%	15%	0%	77%	8%
Lieu of P. Writ	0	0	0	1	1	0	15	1	18	0%	6%	6%	0%	83%	6%
Medical Malprac	0	0	0	0	7	0	18	1	26	0%	0%	27%	0%	69%	4%
Name Change	0	0	0	0	0	0	12	113	125	0%	0%	0%	0%	10%	90%
Other Insurance	0	0	0	1	1	0	14	2	18	0%	6%	6%	0%	78%	11%
Other MCL	0	0	0	0	0	0	0	0	0	0%	0%	0%	0%	0%	0%
Other Track 1	0	0	0	5	32	9	66	32	144	0%	3%	22%	6%	46%	22%
Other Track 3	0	0	0	0	25	0	55	12	92	0%	0%	27%	0%	60%	13%
Other Track 4	0	0	0	0	0	0	1	2	3	0%	0%	0%	0%	33%	67%
Personal Injury	1	0	1	3	161	3	260	21	449	0%	1%	36%	1%	58%	5%
Prod Liability	0	0	0	0	3	0	7	0	10	0%	0%	30%	0%	70%	0%
Prof Malpractic	0	0	0	0	5	0	9	0	14	0%	0%	36%	0%	64%	0%
PIP Coverage	0	0	0	0	1	0	6	0	7	0%	0%	14%	0%	86%	0%
Real Property	0	0	0	1	1	0	6	2	10	0%	10%	10%	0%	60%	20%
Tort Other	0	0	0	0	24	7	59	2	92	0%	0%	26%	8%	64%	2%
Toxic Tort	0	0	0	0	0	0	0	0	0	0%	0%	0%	0%	0%	0%
UM/UIB Bod Inj	0	0	0	0	28	0	53	1	82	0%	0%	34%	0%	65%	1%
Total	16	4	20	38	862	174	1,930	268	3,292	1%	1%	26%	5%	59%	8%

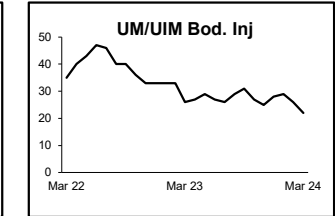
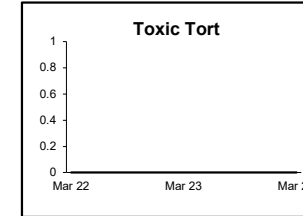
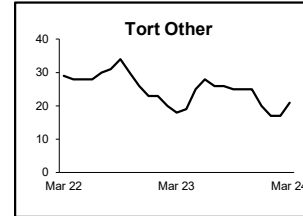
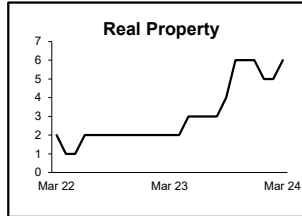
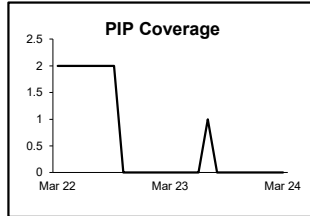
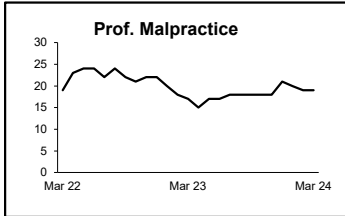
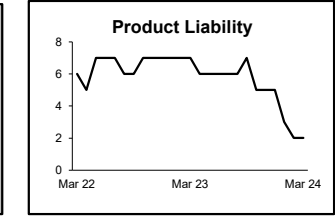
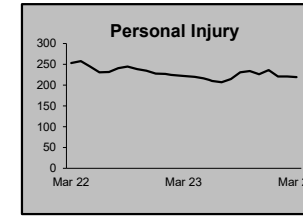
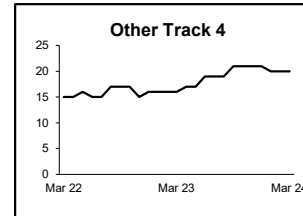
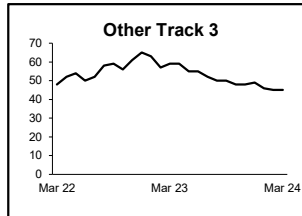
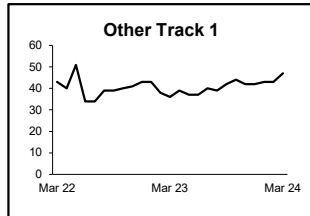
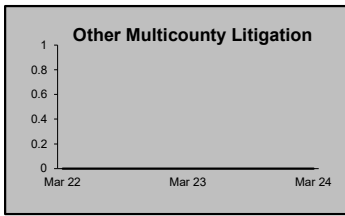
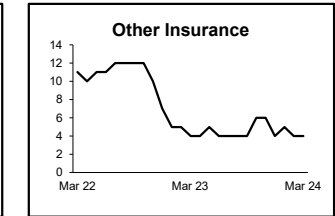
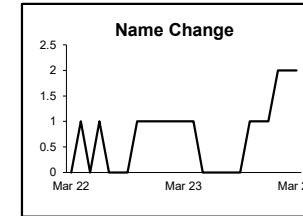
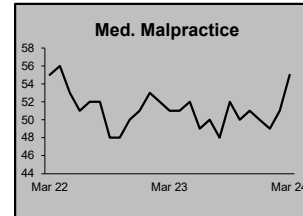
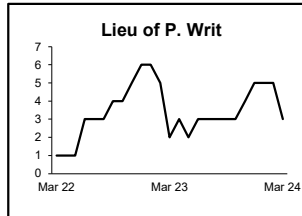
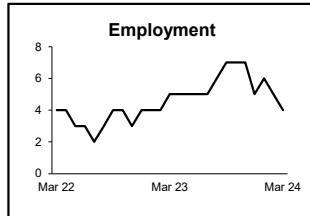
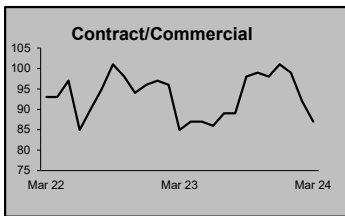
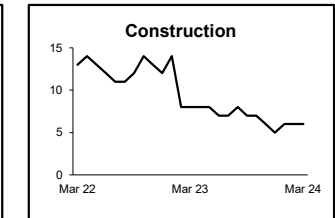
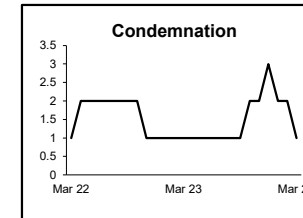
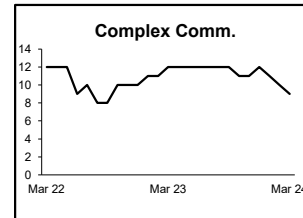
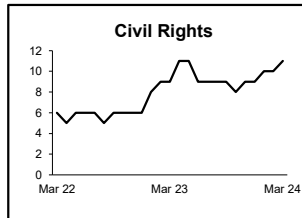
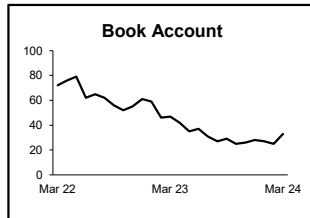
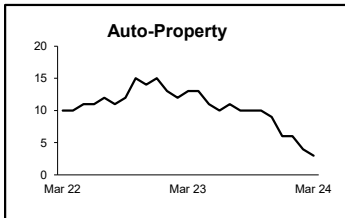
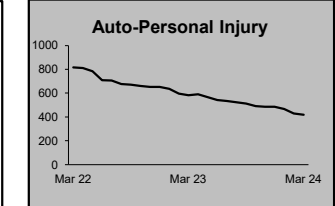
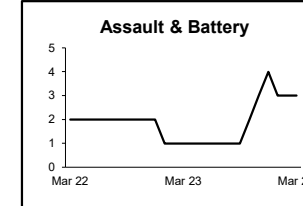
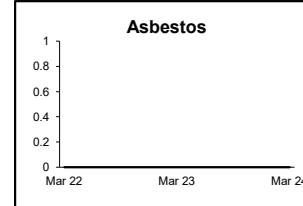
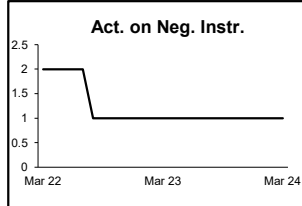
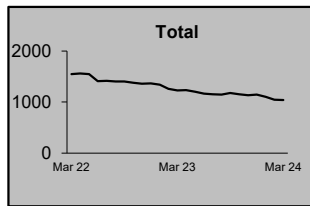
Monthly Resolutions



NOTE: Some Multicounty Litigation (MCL) cases were transferred in November 2014: Atlantic to Bergen = 8,935; Atlantic to Middlesex = 4,070.

**CIVIL BACKLOG BY CASETYPE
MARCH 2024
UNION**

	Total	Backlog	% chg
Mar 22		1,550	
Mar 23		1,226	-21%
Mar 24		1,041	-15%



1) Casetypes with the state's largest backlogs are highlighted.

2) Some Multicounty Litigation (MCL) cases were transferred in November 2014: Atlantic to Bergen = 8,935; Atlantic to Middlesex = 4,070.

**CIVIL CASELOAD SUMMARY BY CASETYPE
JULY 2023 - MARCH 2024
WARREN**

	Filings			Resolutions			Clearance		Backlog			Backlog Percent		Backlog Per 100 Monthly Filings		Active Pending		
	Jul 2022 to Mar 2023	Jul 2023 to Mar 2024	percent change	Jul 2022 to Mar 2023	Jul 2023 to Mar 2024	percent change	Jul 2023 - Mar 2024		Mar 2023	Mar 2024	percent change	Mar 2023	Mar 2024	Mar 2023	Mar 2024	Mar 2023	Mar 2024	percent change
							number	percent										
Act on Neg Inst	1	1	0%	0	0	0%	-1	0%	0	0	0%	0%	0%	0	0	1	1	0%
Asbestos	0	0	0%	0	0	0%	0	100%	0	0	0%	0%	0%	0	0	0	0	0%
Assault & Bat	0	1		0	4		3	400%	2	0	-100%	20%	0%	0	10	0	-100%	
Auto - Pers Inj	49	46	-6%	37	38	3%	-8	83%	32	33	3%	33%	32%	662	574	96	103	7%
Auto - Property	3	6	100%	4	4	0%	-2	67%	0	0	0%	0%	0%	0	0	2	4	100%
Book Account	36	53	47%	38	54	42%	1	102%	1	5	400%	3%	14%	22	88	29	35	21%
Civil Rights	2	2	0%	2	1	-50%	-1	50%	0	1		0%	33%	0	600	2	3	50%
Complex Comme	0	1		0	2		1	200%	2	1	-50%	100%	100%	1,200	2	1	-50%	
Condemnation	0	3		0	0	0%	-3	0%	0	0	0%	0%	0%	0	0	0	4	
Construction	4	2	-50%	2	2	0%	0	100%	1	2	100%	25%	33%	240	600	4	6	50%
Contract/Comme	63	49	-22%	53	50	-6%	1	102%	8	11	38%	14%	19%	123	206	57	57	0%
Employment	1	1	0%	0	0	0%	-1	0%	0	0	0%	0%	0%	0	0	1	2	100%
Lieu of P. Writ	3	4	33%	3	5	67%	1	125%	1	2	100%	17%	25%	300	343	6	8	33%
Medical Malprac	4	5	25%	6	3	-50%	-2	60%	15	20	33%	63%	77%	3,600	3,429	24	26	8%
Name Change	33	24	-27%	26	21	-19%	-3	88%	0	0	0%	0%	0%	0	0	10	5	-50%
Other Insurance	0	3		0	0	0%	-3	0%	0	1		0%	33%	0	400	0	3	
Other MCL	0	0	0%	0	0	0%	0	100%	0	0	0%	0%	0%	0	0	0	0	0%
Other Track 1	26	24	-8%	28	22	-21%	-2	92%	8	7	-13%	44%	33%	274	240	18	21	17%
Other Track 3	10	11	10%	9	15	67%	4	136%	2	4	100%	10%	24%	150	369	20	17	-15%
Other Track 4	0	1		1	0	-100%	-1	0%	1	1	0%	100%	33%	600	1	3	200%	
Personal Injury	48	35	-27%	40	37	-8%	2	106%	34	31	-9%	36%	39%	628	886	94	79	-16%
Prod Liability	0	0	0%	0	0	0%	0	100%	2	2	0%	50%	67%	2,400	4	3	-25%	
Prof Malpractic	4	4	0%	1	0	-100%	-4	0%	3	4	33%	50%	40%	900	1,200	6	10	67%
PIP Coverage	1	0	-100%	1	1	0%	1	100%	1	0	-100%	100%	0%	1,200	0	1	0	-100%
Real Property	3	3	0%	3	3	0%	0	100%	2	3	50%	67%	75%	800	720	3	4	33%
Tort Other	10	7	-30%	11	10	-9%	3	143%	3	4	33%	25%	40%	257	480	12	10	-17%
Toxic Tort	0	1		0	0	0%	-1	0%	1	1	0%	100%	50%	1,200	1	2	100%	
UM/UIM Bod Inj	3	2	-33%	1	2	100%	0	100%	1	2	100%	20%	40%	300	800	5	5	0%
Total	304	289	-5%	266	274	3%	-15	95%	120	135	13%	29%	33%	368	418	409	412	1%

NOTE: Some Multicounty Litigation (MCL) cases were transferred in November 2014: Atlantic to Bergen = 8,935; Atlantic to Middlesex = 4,070.

CIVIL BACKLOG SUMMARY BY CASETYPE

March 2024

WARREN

	Cases in Backlog															
	Track 1					Track 2				Track 3			Track 4			Total Backlog
	12 to 18 months	18 to 24 months	24 to 36 months	over 36 months	Total Track 1	18 to 24 months	24 to 36 months	over 36 months	Total Track 2	24 to 36 months	over 36 months	Total Track 3	24 to 36 months	over 36 months	Total Track 4	
Act on Neg Inst	0	0	0	0	0	0	0	0	0	0	0	0	0	0	0	0
Asbestos	0	0	0	0	0	0	0	0	0	0	0	0	0	0	0	0
Assault & Bat	0	0	0	0	0	0	0	0	0	0	0	0	0	0	0	0
Auto - Pers Inj	0	0	0	0	0	9	14	10	33	0	0	0	0	0	0	33
Auto - Property	0	0	0	0	0	0	0	0	0	0	0	0	0	0	0	0
Book Account	3	1	1	0	5	0	0	0	0	0	0	0	0	0	0	5
Civil Rights	0	0	0	0	0	0	0	0	0	1	0	1	0	0	0	1
Complex Comm	0	0	0	0	0	0	0	0	0	0	0	0	0	1	1	1
Condemnation	0	0	0	0	0	0	0	0	0	0	0	0	0	0	0	0
Construction	0	0	0	0	0	0	2	0	2	0	0	0	0	0	0	2
Contract/Comm	0	0	0	0	0	4	4	3	11	0	0	0	0	0	0	11
Employment	0	0	0	0	0	0	0	0	0	0	0	0	0	0	0	0
Lieu of P. Writ	0	0	0	0	0	0	0	0	0	0	0	0	2	0	2	2
Medical Malprac	0	0	0	0	0	0	0	0	0	5	15	20	0	0	0	20
Name Change	0	0	0	0	0	0	0	0	0	0	0	0	0	0	0	0
Other Insurance	1	0	0	0	1	0	0	0	0	0	0	0	0	0	0	1
Other MCL	0	0	0	0	0	0	0	0	0	0	0	0	0	0	0	0
Other Track 1	2	0	5	0	7	0	0	0	0	0	0	0	0	0	0	7
Other Track 3	0	0	0	0	0	0	0	0	0	3	1	4	0	0	0	4
Other Track 4	0	0	0	0	0	0	0	0	0	0	0	0	0	1	1	1
Personal Injury	0	0	0	0	0	10	16	5	31	0	0	0	0	0	0	31
Prod Liability	0	0	0	0	0	0	0	0	0	1	1	2	0	0	0	2
Prof Malpractic	0	0	0	0	0	0	0	0	0	1	3	4	0	0	0	4
PIP Coverage	0	0	0	0	0	0	0	0	0	0	0	0	0	0	0	0
Real Property	1	0	2	0	3	0	0	0	0	0	0	0	0	0	0	3
Tort Other	0	0	0	0	0	1	1	2	4	0	0	0	0	0	0	4
Toxic Tort	0	0	0	0	0	0	0	0	0	0	1	1	0	0	0	1
UM/UIM Bod Inj	0	0	0	0	0	2	0	0	2	0	0	0	0	0	0	2
Total	7	1	8	0	16	26	37	20	83	11	21	32	2	2	4	135

NOTE: Some Multicounty Litigation (MCL) cases were transferred in November 2014: Atlantic to Bergen = 8,935; Atlantic to Middlesex = 4,070.

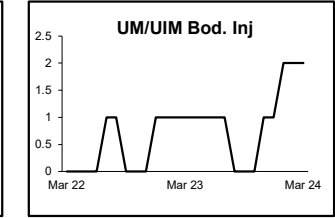
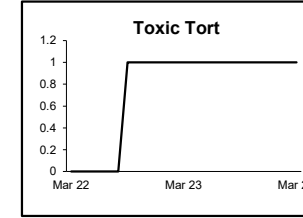
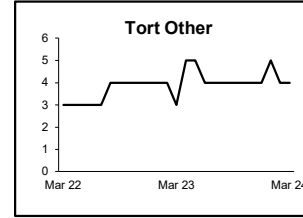
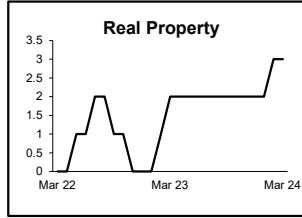
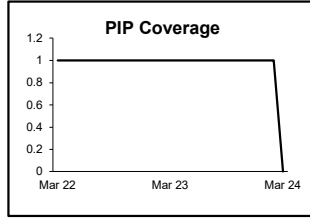
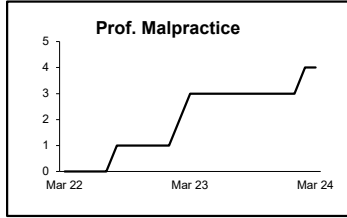
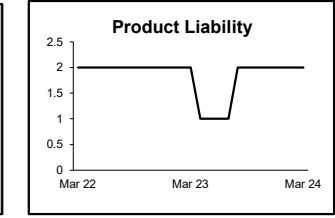
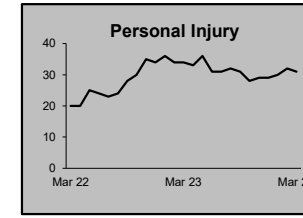
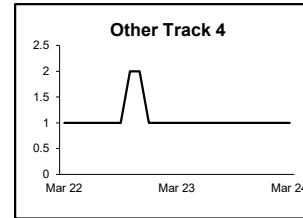
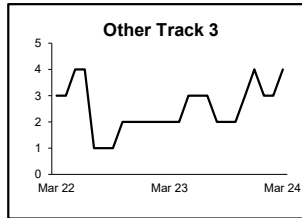
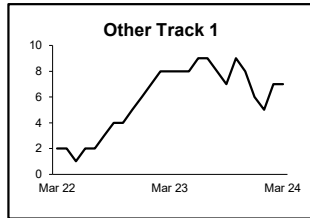
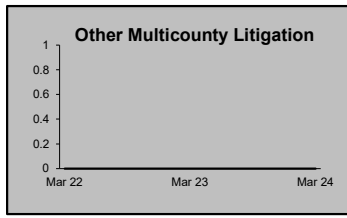
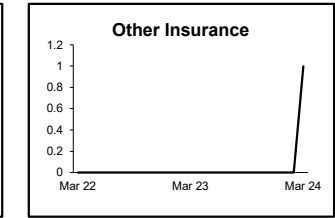
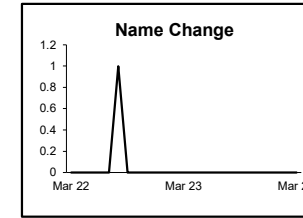
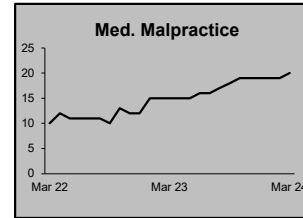
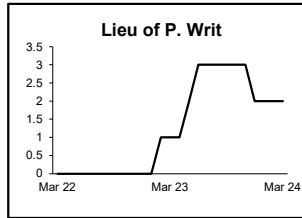
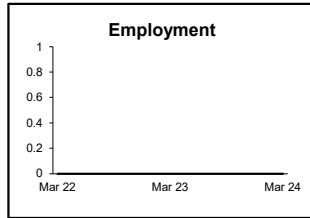
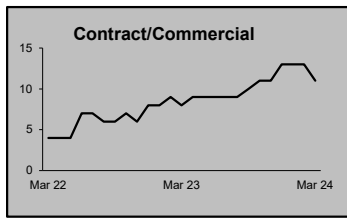
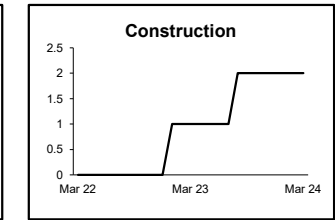
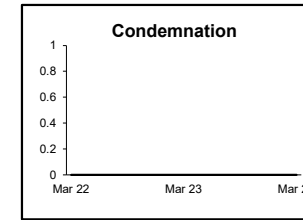
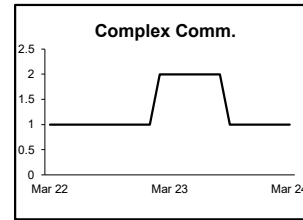
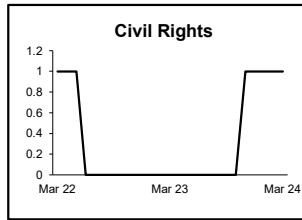
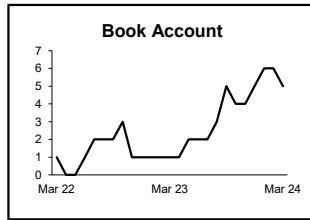
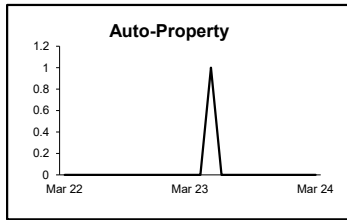
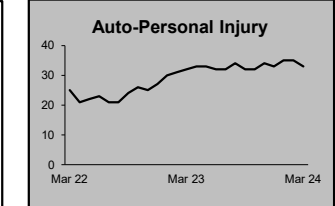
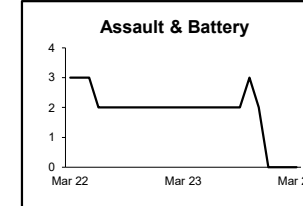
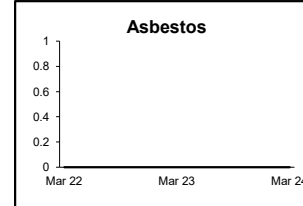

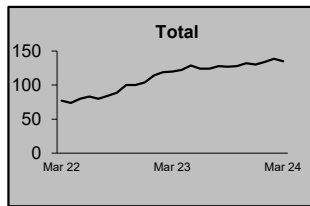
**CIVIL RESOLUTION SUMMARY BY CASETYPE
JULY 2023 - MARCH 2024
WARREN**

	Trial			Summary					Total	Percent resolved by						Monthly Resolutions
	Jury	Nonjury	Total	Judgment	Settlement	Default Judgment	Dismiss	Other		Trial	Sum Jud	Settle	Default J	Dismiss	Other	
Act on Neg Inst	0	0	0	0	0	0	0	0	0	0%	0%	0%	0%	0%	0%	
Asbestos	0	0	0	0	0	0	0	0	0	0%	0%	0%	0%	0%	0%	
Assault & Bat	0	0	0	0	0	0	0	3	1	4	0%	0%	0%	0%	75%	
Auto - Pers Inj	0	0	0	0	9	0	28	1	38	0%	0%	24%	0%	74%	3%	
Auto - Property	0	0	0	0	1	1	2	0	4	0%	0%	25%	25%	50%	0%	
Book Account	0	0	0	2	12	20	18	2	54	0%	4%	22%	37%	33%	4%	
Civil Rights	0	0	0	0	0	0	0	1	1	0%	0%	0%	0%	0%	100%	
Complex Commerc	0	0	0	0	0	0	0	2	2	0%	0%	0%	0%	0%	100%	
Condemnation	0	0	0	0	0	0	0	0	0	0%	0%	0%	0%	0%	0%	
Construction	0	0	0	0	0	1	1	0	2	0%	0%	0%	50%	50%	0%	
Contract/Commer	0	0	0	1	8	13	26	2	50	0%	2%	16%	26%	52%	4%	
Employment	0	0	0	0	0	0	0	0	0	0%	0%	0%	0%	0%	0%	
Lieu of P. Writ	0	0	0	0	1	0	3	1	5	0%	0%	20%	0%	60%	20%	
Medical Malprac	0	0	0	0	0	0	3	0	3	0%	0%	0%	0%	100%	0%	
Name Change	0	0	0	0	0	0	1	20	21	0%	0%	0%	0%	5%	95%	
Other Insurance	0	0	0	0	0	0	0	0	0	0%	0%	0%	0%	0%	0%	
Other MCL	0	0	0	0	0	0	0	0	0	0%	0%	0%	0%	0%	0%	
Other Track 1	0	0	0	0	4	4	8	6	22	0%	0%	18%	18%	36%	27%	
Other Track 3	0	0	0	0	3	0	10	2	15	0%	0%	20%	0%	67%	13%	
Other Track 4	0	0	0	0	0	0	0	0	0	0%	0%	0%	0%	0%	0%	
Personal Injury	0	0	0	0	8	0	27	2	37	0%	0%	22%	0%	73%	5%	
Prod Liability	0	0	0	0	0	0	0	0	0	0%	0%	0%	0%	0%	0%	
Prof Malpractic	0	0	0	0	0	0	0	0	0	0%	0%	0%	0%	0%	0%	
PIP Coverage	0	0	0	0	0	0	1	0	1	0%	0%	0%	0%	100%	0%	
Real Property	0	0	0	0	0	1	0	2	3	0%	0%	0%	33%	0%	67%	
Tort Other	0	0	0	0	2	3	5	0	10	0%	0%	20%	30%	50%	0%	
Toxic Tort	0	0	0	0	0	0	0	0	0	0%	0%	0%	0%	0%	0%	
UM/UIM Bod Inj	0	0	0	0	2	0	0	0	2	0%	0%	100%	0%	0%	0%	
Total	0	0	0	3	50	43	136	42	274	0%	1%	18%	16%	50%	15%	

NOTE: Some Multicounty Litigation (MCL) cases were transferred in November 2014: Atlantic to Bergen = 8,935; Atlantic to Middlesex = 4,070.

**CIVIL BACKLOG BY CASETYPE
MARCH 2024
WARREN**

	Total	Backlog	% chg
Mar 22		77	
Mar 23		120	56%
Mar 24		135	13%



- 1) Casetypes with the state's largest backlogs are highlighted.
- 2) Some Multicounty Litigation (MCL) cases were transferred in November 2014: Atlantic to Bergen = 8,935; Atlantic to Middlesex = 4,070.

CIVIL CASELOAD SUMMARY BY CASETYPE
JULY 2023 - MARCH 2024
STATE

	Filings			Resolutions			Clearance		Backlog			Backlog Percent		Backlog Per 100 Monthly Filings		Active Pending		
	Jul 2022 to Mar 2023	Jul 2023 to Mar 2024	percent change	Jul 2022 to Mar 2023	Jul 2023 to Mar 2024	percent change	Jul 2023 - Mar 2024		Mar 2023	Mar 2024	percent change	Mar 2023	Mar 2024	Mar 2023	Mar 2024	Mar 2023	Mar 2024	percent change
							number	percent										
Act on Neg Inst	80	114	43%	94	91	-3%	-23	80%	17	13	-24%	25%	14%	198	105	68	95	40%
Asbestos	76	159	109%	151	138	-9%	-21	87%	517	541	5%	70%	63%	6,023	2,422	736	855	16%
Assault & Bat	113	116	3%	164	152	-7%	36	131%	266	561	111%	33%	74%	1,889	4,371	818	762	-7%
Auto - Pers Inj	15,435	16,218	5%	17,615	16,924	-4%	706	104%	8,731	6,574	-25%	31%	24%	521	363	28,524	27,401	-4%
Auto - Property	716	847	18%	776	659	-15%	-188	78%	69	66	-4%	10%	8%	84	72	662	864	31%
Book Account	4,900	5,674	16%	5,249	4,804	-8%	-870	85%	337	341	1%	10%	8%	59	56	3,351	4,078	22%
Civil Rights	261	302	16%	243	261	7%	-41	86%	142	310	118%	22%	48%	484	961	639	647	1%
Complex Commer	309	210	-32%	223	233	4%	23	111%	228	241	6%	40%	43%	711	997	575	563	-2%
Condemnation	109	160	47%	91	147	62%	-13	92%	42	35	-17%	26%	20%	357	216	163	172	6%
Construction	317	303	-4%	300	311	4%	8	103%	253	223	-12%	41%	38%	744	669	620	593	-4%
Contract/Commer	6,277	6,433	2%	6,035	6,267	4%	-166	97%	1,186	1,116	-6%	17%	16%	175	154	6,816	7,172	5%
Employment	214	241	13%	184	215	17%	-26	89%	74	61	-18%	25%	20%	318	242	294	307	4%
Lieu of P. Writ	334	356	7%	321	328	2%	-28	92%	112	117	4%	21%	21%	297	285	538	565	5%
Medical Malprac	771	710	-8%	807	766	-5%	56	108%	1,208	1,140	-6%	45%	44%	1,469	1,457	2,662	2,571	-3%
Name Change	2,144	2,199	3%	2,124	2,120	0%	-79	96%	7	6	-14%	1%	1%	3	2	541	593	10%
Other Insurance	299	319	7%	327	308	-6%	-11	97%	119	105	-12%	34%	30%	340	299	353	353	0%
Other MCL	642	1,247	94%	1,433	645	-55%	-602	52%	10,694	11,595	8%	78%	84%	11,645	9,847	13,713	13,798	1%
Other Track 1	2,696	2,822	5%	2,792	2,635	-6%	-187	93%	563	500	-11%	24%	21%	182	158	2,322	2,401	3%
Other Track 3	1,579	1,832	16%	1,530	1,572	3%	-260	86%	701	648	-8%	24%	20%	416	317	2,952	3,256	10%
Other Track 4	187	169	-10%	224	188	-16%	19	111%	249	234	-6%	50%	49%	1,261	1,276	502	481	-4%
Personal Injury	7,249	6,998	-3%	6,773	6,999	3%	1	100%	4,220	4,148	-2%	29%	29%	541	535	14,463	14,180	-2%
Prod Liability	232	191	-18%	186	205	10%	14	107%	130	117	-10%	30%	30%	481	522	437	387	-11%
Prof Malpractic	296	324	9%	372	384	3%	60	119%	361	325	-10%	39%	35%	1,072	886	928	936	1%
PIP Coverage	158	136	-14%	149	150	1%	14	110%	23	25	9%	21%	23%	138	154	112	110	-2%
Real Property	255	251	-2%	253	237	-6%	-14	94%	85	74	-13%	31%	28%	285	249	270	264	-2%
Tort Other	1,374	1,274	-7%	1,322	1,320	0%	46	104%	580	584	1%	28%	29%	379	402	2,078	1,981	-5%
Toxic Tort	16	15	-6%	18	20	11%	5	133%	18	13	-28%	47%	34%	982	743	38	38	0%
UM/UIM Bod Inj	924	907	-2%	1,024	984	-4%	77	108%	416	314	-25%	27%	22%	401	303	1,569	1,458	-7%
Total	47,963	50,527	5%	50,780	49,063	-3%	-1464	97%	31,348	30,027	-4%	36%	35%	591	536	86,744	86,881	0%

NOTE: Some Multicounty Litigation (MCL) cases were transferred in November 2014: Atlantic to Bergen = 8,935; Atlantic to Middlesex = 4,070.

CIVIL BACKLOG SUMMARY BY CASETYPE

March 2024

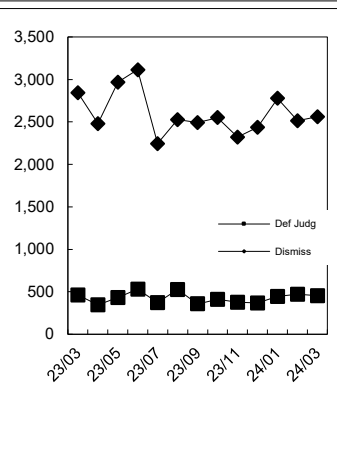
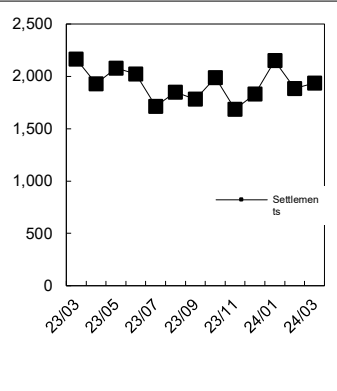
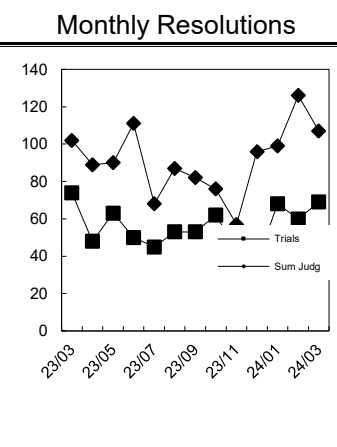
STATE

	Cases in Backlog															
	Track 1					Track 2				Track 3			Track 4			Total Backlog
	12 to 18 months	18 to 24 months	24 to 36 months	over 36 months	Total Track 1	18 to 24 months	24 to 36 months	over 36 months	Total Track 2	24 to 36 months	over 36 months	Total Track 3	24 to 36 months	over 36 months	Total Track 4	
Act on Neg Inst	4	5	2	2	13	0	0	0	0	0	0	0	0	0	0	13
Asbestos	0	0	0	0	0	0	0	0	0	0	0	0	106	435	541	541
Assault & Bat	0	0	0	0	0	0	0	0	0	356	205	561	0	0	0	561
Auto - Pers Inj	0	0	0	0	0	2,805	2,526	1,235	6,566	2	2	4	2	2	4	6,574
Auto - Property	0	0	0	0	0	39	19	8	66	0	0	0	0	0	0	66
Book Account	196	64	42	27	329	2	4	2	8	0	2	2	1	1	2	341
Civil Rights	1	0	0	0	1	2	2	2	6	222	78	300	0	3	3	310
Complex Comm	0	0	0	0	0	1	0	1	2	0	0	0	85	154	239	241
Condemnation	0	0	0	1	1	0	0	0	0	13	21	34	0	0	0	35
Construction	0	0	0	0	0	45	67	108	220	0	1	1	0	2	2	223
Contract/Comm	1	1	0	0	2	426	421	260	1,107	6	0	6	1	0	1	1,116
Employment	0	0	0	0	0	18	30	11	59	0	2	2	0	0	0	61
Lieu of P. Writ	0	1	0	0	1	0	0	0	0	0	0	0	49	67	116	117
Medical Malprac	0	0	0	0	0	0	3	2	5	462	673	1,135	0	0	0	1,140
Name Change	6	0	0	0	6	0	0	0	0	0	0	0	0	0	0	6
Other Insurance	44	19	20	14	97	3	3	2	8	0	0	0	0	0	0	105
Other MCL	0	0	0	0	0	0	0	0	0	0	0	0	1,930	9,665	11,595	11,595
Other Track 1	183	94	78	54	409	9	16	10	35	7	44	51	2	3	5	500
Other Track 3	0	0	0	0	0	0	0	1	1	342	305	647	0	0	0	648
Other Track 4	0	0	0	0	0	0	0	0	0	0	0	0	69	165	234	234
Personal Injury	0	0	0	0	0	1,615	1,547	743	3,905	183	59	242	1	0	1	4,148
Prod Liability	0	0	0	0	0	0	1	0	1	66	50	116	0	0	0	117
Prof Malpractic	0	0	0	0	0	0	0	0	0	154	171	325	0	0	0	325
PIP Coverage	10	6	3	5	24	0	1	0	1	0	0	0	0	0	0	25
Real Property	29	15	18	10	72	1	0	0	1	0	1	1	0	0	0	74
Tort Other	0	0	0	0	0	154	193	114	461	68	55	123	0	0	0	584
Toxic Tort	0	0	0	0	0	0	0	0	0	4	9	13	0	0	0	13
UM/UIM Bod Inj	0	0	0	0	0	154	114	46	314	0	0	0	0	0	0	314
Total	474	205	163	113	955	5,274	4,947	2,545	12,766	1,885	1,678	3,563	2,246	10,497	12,743	30,027

NOTE: Some Multicounty Litigation (MCL) cases were transferred in November 2014: Atlantic to Bergen = 8,935; Atlantic to Middlesex = 4,070.

CIVIL RESOLUTION SUMMARY BY CASETYPE
JULY 2023 - MARCH 2024
STATE

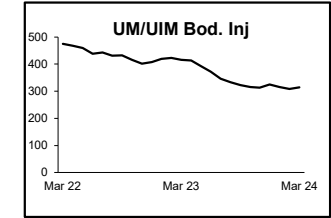
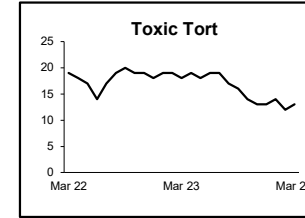
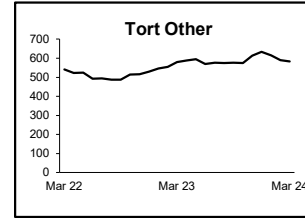
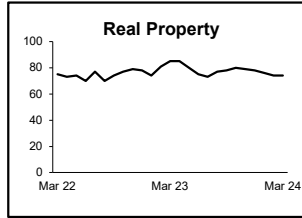
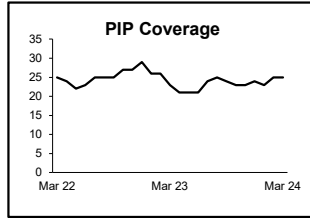
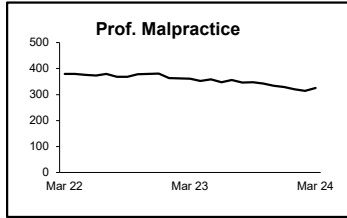
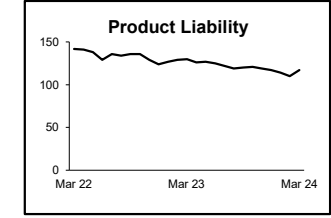
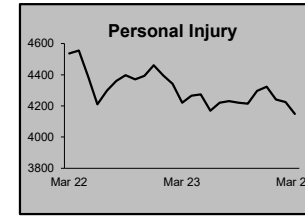
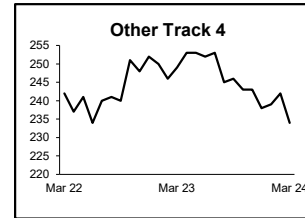
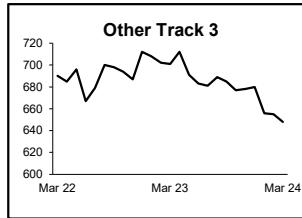
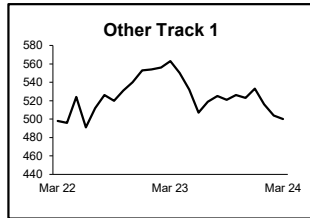
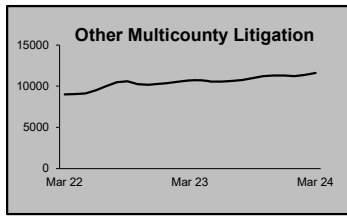
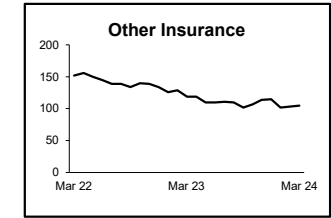
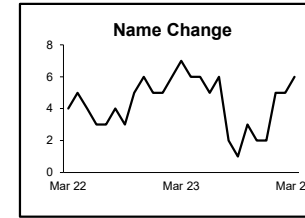
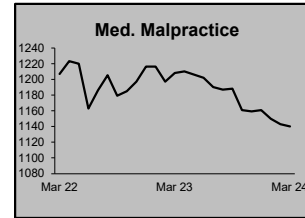
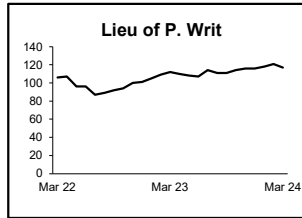
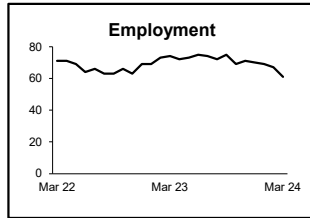
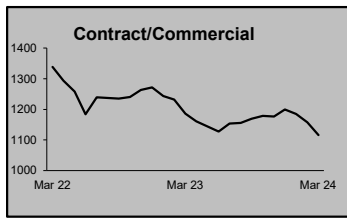
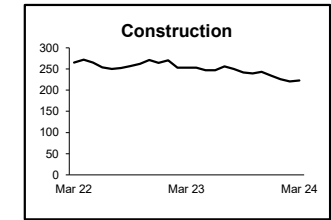
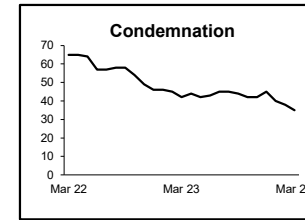
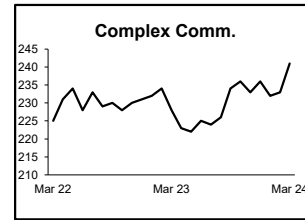
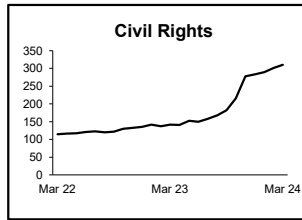
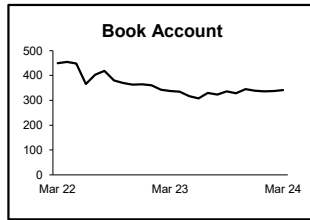
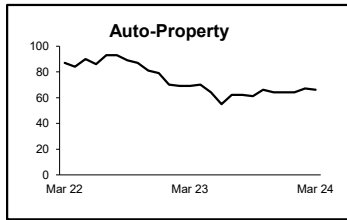
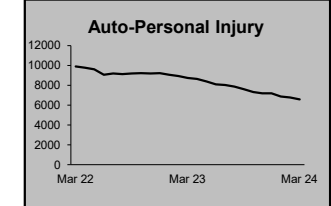
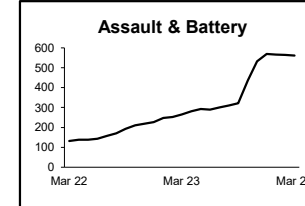
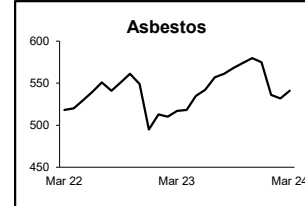
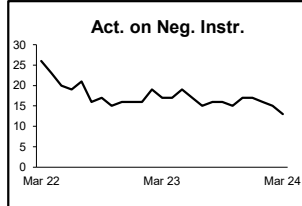
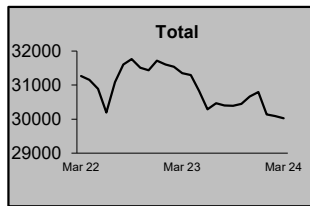
	Trial			Summary					Total	Percent resolved by						Monthly Resolutions
	Jury	Nonjury	Total	Judgment	Settlement	Default Judgment	Dismiss	Other		Trial	Sum Jud	Settle	Default J	Dismiss	Other	
Act on Neg Inst	0	0	0	6	13	33	31	8	91	0%	7%	14%	36%	34%	9%	
Asbestos	0	0	0	0	127	0	9	2	138	0%	0%	92%	0%	7%	1%	
Assault & Bat	2	1	3	1	53	3	84	8	152	2%	1%	35%	2%	55%	5%	
Auto - Pers Inj	194	6	200	97	7,278	96	8,624	629	16,924	1%	1%	43%	1%	51%	4%	
Auto - Property	0	2	2	10	137	203	293	14	659	0%	2%	21%	31%	44%	2%	
Book Account	1	8	9	178	981	1,690	1,890	56	4,804	0%	4%	20%	35%	39%	1%	
Civil Rights	4	0	4	6	35	2	169	45	261	2%	2%	13%	1%	65%	17%	
Complex Commerc	1	2	3	5	73	2	118	32	233	1%	2%	31%	1%	51%	14%	
Condemnation	2	1	3	8	45	1	22	68	147	2%	5%	31%	1%	15%	46%	
Construction	2	4	6	5	107	42	143	8	311	2%	2%	34%	14%	46%	3%	
Contract/Commer	16	44	60	201	1,594	1,258	2,843	311	6,267	1%	3%	25%	20%	45%	5%	
Employment	2	2	4	4	56	5	109	37	215	2%	2%	26%	2%	51%	17%	
Lieu of P. Writ	0	29	29	9	58	2	176	54	328	9%	3%	18%	1%	54%	16%	
Medical Malprac	25	0	25	16	373	1	324	27	766	3%	2%	49%	0%	42%	4%	
Name Change	0	0	0	0	0	0	110	2,010	2,120	0%	0%	0%	0%	5%	95%	
Other Insurance	1	2	3	20	76	11	166	32	308	1%	6%	25%	4%	54%	10%	
Other MCL	1	0	1	0	111	0	524	9	645	0%	0%	17%	0%	81%	1%	
Other Track 1	7	17	24	56	705	137	1,187	526	2,635	1%	2%	27%	5%	45%	20%	
Other Track 3	14	1	15	16	591	7	710	233	1,572	1%	1%	38%	0%	45%	15%	
Other Track 4	0	1	1	9	56	26	82	14	188	1%	5%	30%	14%	44%	7%	
Personal Injury	54	4	58	99	3,165	80	3,176	421	6,999	1%	1%	45%	1%	45%	6%	
Prod Liability	1	0	1	2	73	1	91	37	205	0%	1%	36%	0%	44%	18%	
Prof Malpractic	11	1	12	12	160	3	178	19	384	3%	3%	42%	1%	46%	5%	
PIP Coverage	0	0	0	5	28	1	107	9	150	0%	3%	19%	1%	71%	6%	
Real Property	1	3	4	6	61	21	110	35	237	2%	3%	26%	9%	46%	15%	
Tort Other	8	6	14	22	417	145	645	77	1,320	1%	2%	32%	11%	49%	6%	
Toxic Tort	0	0	0	0	4	0	10	6	20	0%	0%	20%	0%	50%	30%	
UM/UIM Bod Inj	10	0	10	5	443	12	490	24	984	1%	1%	45%	1%	50%	2%	
Total	357	134	491	798	16,820	3,782	22,421	4,751	49,063	1%	2%	34%	8%	46%	10%	



NOTE: Some Multicounty Litigation (MCL) cases were transferred in November 2014: Atlantic to Bergen = 8,935; Atlantic to Middlesex = 4,070.

CIVIL BACKLOG BY CASETYPE MARCH 2024 STATE

	Total Backlog	% chg
Mar 22	31,262	
Mar 23	31,348	0%
Mar 24	30,027	-4%



1) Casetypes with the state's largest backlogs are highlighted.

2) Some Multicounty Litigation (MCL) cases were transferred in November 2014: Atlantic to Bergen = 8,935; Atlantic to Middlesex = 4,070.