



Judiciary Electronic Document Submission (JEDS)

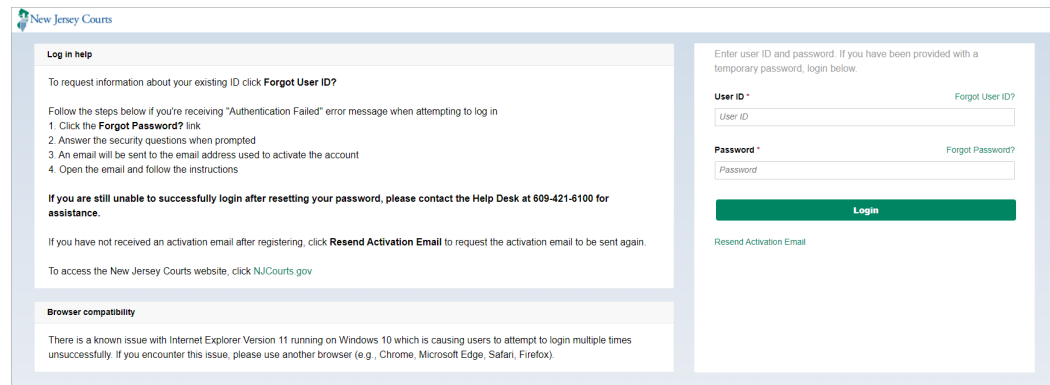
View My Submitted Filings

The quick reference guide below is a step-by-step process for viewing the list of submitted filings.

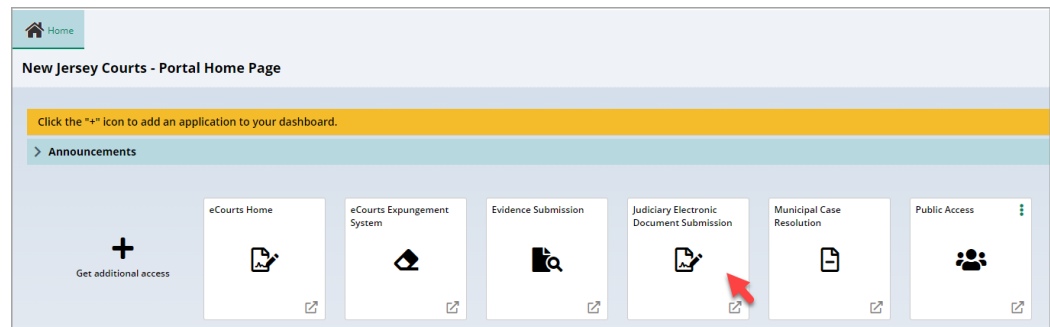
Process

Screenshot

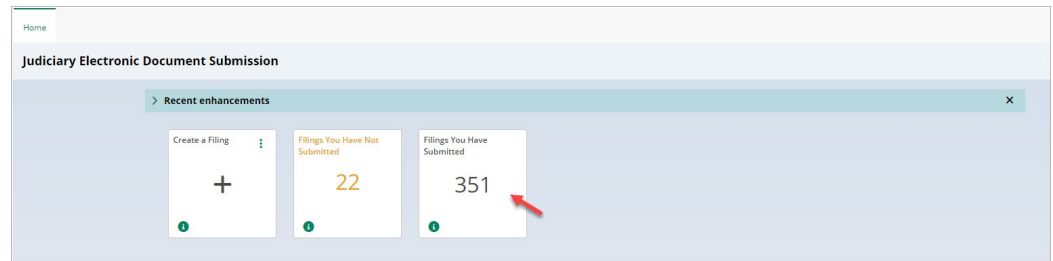
1. Login to the ESSO Portal (<https://portal-cloud.njcourts.gov/prweb/PRAuth/CloudSAMLAuth?AppName=ESSO>)



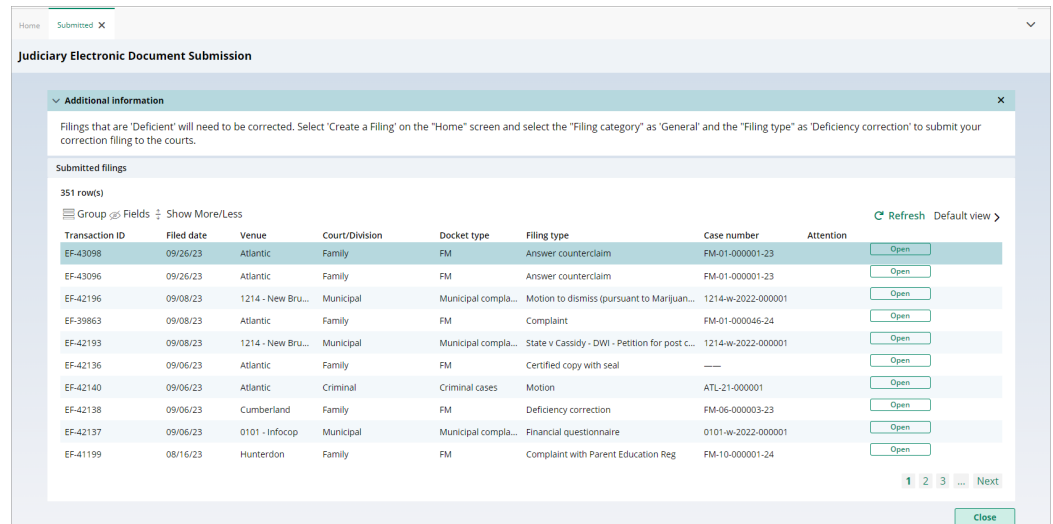
2. On the New Jersey Courts – Portal Home Page, select 'Judiciary Electronic Document Submission'.



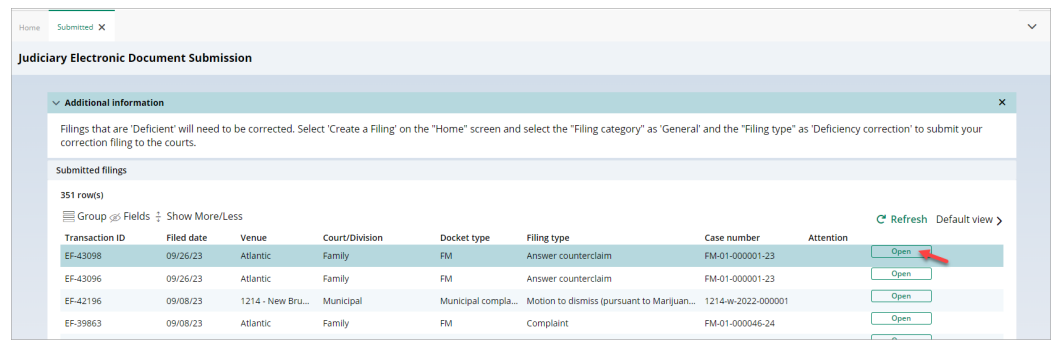
3. On the Home Page, select 'Filings You Have Submitted' tile



4. List of your submissions will display.



5. Select 'Open' to see the filing details.



6. Filing details will display including the court stamped documents, if available.

- For Superior Court filings submitted with a case number, the court stamped document will appear upon entry to the electronic case jacket.
- For Superior Court filings submitted without a case number, the court stamped documents will appear once staff processes the filing.
- For Municipal Court filings, the court stamped document will appear in the case jacket.

Judiciary Electronic Document Submission

Filer Information

Name	Attorney bar/User ID	Address	Phone number
Jeds Test Qa	Test-QA	123 Qa Test, Trenton, NJ 08625	609-815-2900
Email address for notifications test1@test.com test2@test.com			

Filing details

Court	Docket/Case type	Venue	Filing type
Family	FM	Atlantic	Answer counterclaim
Filing fee	Case number	Case caption	Filed date
\$175.00	FM-01-000001-23	FM-Service Test	09/26/2023 12:07 PM
Transaction ID	EF-43098		

Documents

Document type	Document description	Attachment
Answer counterclaim	Answer counterclaim	JEDS Test PDF.pdf

Court stamped documents

Document type	Document description	Attachment
Answer counterclaim	Answer counterclaim	JEDS Test PDF.pdf

Payment information

Payment type	Amount paid	Exempt reason
Exempt	\$0.00	Filing for the State of NJ or State Agency

Print Close

7. Filings that are deficient will be marked 'Deficient' in the 'Attention' column.

Judiciary Electronic Document Submission

Additional information

Filings that are 'Deficient' will need to be corrected. Select 'Create a Filing' on the "Home" screen and select the "Filing category" as 'General' and the "Filing type" as 'Deficiency correction' to submit your correction filing to the courts.

Submitted filings

351 row(s)

Group Fields Show More/Less Refresh Default view

Transaction ID	Filed date	Venue	Court/Division	Docket type	Filing type	Case number	Attention
EF-43098	09/26/23	Atlantic	Family	FM	Answer counterclaim	FM-01-000001-23	Open
EF-43096	09/26/23	Atlantic	Family	FM	Answer counterclaim	FM-01-000001-23	Deficient
EF-42196	09/08/23	1214 - New Bru...	Municipal	Municipal compla...	Motion to dismiss (pursuant to Marijuan...	1214-w-2022-000001	Open
EF-39863	09/08/23	Atlantic	Family	FM	Complaint	FM-01-000046-24	Open

When you hover over or select the 'Deficient' token, the details will display.

The reason will also display once you select 'Open' to view the filing details.

