



**New Jersey Judiciary
CIVIL STATISTICS
November 2020**

TABLE OF CONTENTS

Introduction, Abbreviations, and Glossary	i
Tables and Graphs By County	1
Tables and Graphs by Case Type	
Atlantic	3
Bergen	7
Burlington	11
Camden	15
Cape May	19
Cumberland	23
Essex	27
Gloucester	31
Hudson	35
Hunterdon	39
Mercer	43
Middlesex	47
Monmouth	51
Morris	55
Ocean	59
Passaic	63
Salem	67
Somerset	71
Sussex	75
Union	79
Warren	83
State	87

INTRODUCTION

CIVIL STATISTICS provides court year-to-date civil-law statistics for New Jersey's twenty-one counties. Data is compiled from a monthly statistical extract of the Automated Case Management System.

The report provides 4-page summaries of filings, resolutions, clearance, backlog, and active pending by case type for counties and the state. Case type categories are based on the Case Information Statement (CIS). Some categories are consolidated as shown in the table on the next page.

GLOSSARY

Filings: Filings include new, reopened, reactivated, and transferred cases

Resolutions: Include trials, summary judgments, settlements, default judgments dismissals, inactivations, transfers, and other summary matters

Clearance: Resolutions minus filings

Backlog: Cases over case processing goal as listed below. Cases are aged from date of complaint exclusive of inactive and closed time.

 Track 1 backlog = over 12 months

 Track 2 backlog = over 18 months

 Track 3 backlog = over 24 months

 Track 4 backlog = over 24 months

Backlog Per 100 Monthly Filings: $(\text{backlog}) / (\text{average monthly filings in previous court year}) * 100$

Active Pending: Cases not resolved. Does not include inactive cases.

CIVIL STATISTICS is produced by the Administrative Office of the Courts' Quantitative Research Unit. Questions or comments can be directed to:

Quantitative Research Unit: PO Box 037, Trenton, NJ 08625
(609) 815-2900 x52530

CASE TYPE ABBREVIATIONS

TRACK I

Action on Negotiable Instrument (Act on New Inst)

Book Account

Name Change

Other Insurance Claim Including Declaratory Judgment Actions (other insurance)

PIP Coverage

Real Property

Other Track 1: Forfeiture, Summary Action, UM or UIM Claim, Lemon Law, Open Public Records Act, Tenancy, Miscellaneous, No Show Jurors
UM/UIM Coverage

TRACK II

Auto Negligence - Personal Injury

Auto Negligence - Property Damage

Construction

Contract/Commercial Transactions

Employment other than CEPA or LAD

Personal Injury

Tort - Other

UM/UIM Bodily Injury

TRACK III

Assault and Battery

Civil Rights

Condemnation

Medical Malpractice

Product Liability

Professional Malpractice

Toxic Tort

Other Track 3: Defamation, Inverse Condemnation, Whistle Blower/Conscientious, Employee Protection Act, Law Against Discrimination

TRACK IV

Action in Lieu of Prerogative Writ (Lieu of P. Writ)

Asbestos

Complex Commercial

Other Multicounty Litigation (formerly "mass tort") and/or Centrally Managed Cases:

Abilify, Accutane, Allergen Biocell Textured Breast Implants, AlloDerm, Asbestos, Benicar, Bristol-Myers-Squibb Environmental,

DePuy, ASR Hip Implant, Firefighter Hearing Loss, Fosamax, HealthPlus Surgery Center,

Levaquin, Mirena, Pelvic Mesh, Physiomesh, Proceed Surgical Mesh/Proceed Ventral Patch, Prolene Hernia System Mesh, Propecia,

Proton-Pump Inhibitors, Reglan, Risperdal/Seroquel/Zyprexa, Stryker Hip/ABG II, Stryker LFIT CoCr V40 Femoral Heads, Stryker Trident Hip Implants,

Talc-Powder, Taxotere/Docetaxel, Zostavax.

Other Track 4: Complex Construction, Cullen Lit., Environmental Coverage Litigation, False Claims, Insurance Fraud, Mt. Laurel

**CIVIL CASELOAD SUMMARY BY COUNTY
JULY 2020 - NOVEMBER 2020
STATE**

	Filings			Resolutions			Clearance		Backlog			Backlog Percent		Backlog Per 100 Monthly Filings		Active Pending		
	Jul 2019	Jul 2020	percent change	Jul 2019	Jul 2020	percent change	Jul 2020 - Nov 2020		Nov 2019	Nov 2020	percent change	Nov 2019	Nov 2020	Nov 2019	Nov 2020	Nov 2019	Nov 2020	percent change
	to Nov 2019	to Nov 2020		number	percent													
Atlantic	1,511	2,160	43%	1,255	1,346	7%	-814	62%	723	1,388	92%	17%	24%	241	388	4,226	5,856	39%
Bergen	3,605	3,778	5%	4,778	3,757	-21%	-21	99%	11,058	6,806	-38%	58%	46%	1,408	968	19,152	14,704	-23%
Burlington	1,222	1,094	-10%	1,173	1,085	-8%	-9	99%	179	376	110%	7%	15%	74	167	2,393	2,566	7%
Camden	2,292	1,775	-23%	2,265	1,880	-17%	105	106%	544	861	58%	12%	19%	121	226	4,446	4,536	2%
Cape May	221	221	0%	259	204	-21%	-17	92%	69	89	29%	15%	18%	157	217	463	489	6%
Cumberland	364	337	-7%	384	319	-17%	-18	95%	167	166	-1%	20%	19%			827	860	4%
Essex	4,323	3,990	-8%	3,857	3,910	1%	-80	98%	2,467	3,959	60%	21%	30%	283	494	11,853	13,191	11%
Gloucester	658	614	-7%	649	608	-6%	-6	99%	177	253	43%	13%	17%	128	200	1,409	1,518	8%
Hudson	2,225	2,160	-3%	2,290	2,084	-9%	-76	96%	619	1,307	111%	12%	22%	135	301	5,379	5,947	11%
Hunterdon	237	239	1%	216	191	-12%	-48	80%	45	112	149%	10%	22%	97	254	453	510	13%
Mercer	1,065	1,050	-1%	1,131	929	-18%	-121	88%	505	702	39%	19%	24%	228	334	2,676	2,896	8%
Middlesex	3,624	4,062	12%	3,273	3,022	-8%	-1040	74%	4,004	5,410	35%	30%	35%	502	692	13,209	15,322	16%
Monmouth	2,085	1,900	-9%	1,961	1,758	-10%	-142	93%	851	1,158	36%	17%	22%	207	315	5,076	5,161	2%
Morris	1,186	1,187	0%	1,162	1,042	-10%	-145	88%	263	549	109%	10%	19%	110	235	2,507	2,926	17%
Ocean	1,395	1,413	1%	1,417	1,328	-6%	-85	94%	671	915	36%	20%	24%	238	330	3,406	3,882	14%
Passaic	1,854	1,858	0%	1,834	1,738	-5%	-120	94%	562	912	62%	12%	19%	153	257	4,510	4,878	8%
Salem	104	100	-4%	122	114	-7%	14	114%	38	32	-16%	18%	15%	186	159	213	207	-3%
Somerset	787	706	-10%	709	651	-8%	-55	92%	144	294	104%	9%	18%	95	211	1,521	1,670	10%
Sussex	286	276	-3%	251	254	1%	-22	92%	73	106	45%	13%	18%	130	210	572	591	3%
Union	1,989	1,982	0%	2,118	1,941	-8%	-41	98%	863	1,320	53%	17%	24%	209	338	5,169	5,596	8%
Warren	214	160	-25%	169	146	-14%	-14	91%	21	47	124%	6%	13%	58	144	345	352	2%
Total	31,247	31,062	-1%	31,273	28,307	-9%	-2755	91%	24,043	26,762	11%	27%	29%	376	443	89,805	93,658	4%

NOTE: Some Multicounty Litigation (MCL) cases were transferred in November 2014: Atlantic to Bergen = 8,935; Atlantic to Middlesex = 4,070.

CIVIL BACKLOG SUMMARY BY CASETYPE

November 2020

STATE

	Cases in Backlog															
	Track 1					Track 2				Track 3			Track 4			Total Backlog
	12 to 18 months	18 to 24 months	24 to 36 months	over 36 months	Total Track 1	18 to 24 months	24 to 36 months	over 36 months	Total Track 2	24 to 36 months	over 36 months	Total Track 3	24 to 36 months	over 36 months	Total Track 4	
Atlantic	18	3	4	0	25	256	163	26	445	49	28	77	511	330	841	1,388
Bergen	53	15	8	0	76	866	639	37	1,542	128	48	176	265	4,747	5,012	6,806
Burlington	7	0	0	0	7	191	111	4	306	39	12	51	8	4	12	376
Camden	28	9	4	1	42	383	267	34	684	78	43	121	6	8	14	861
Cape May	6	2	1	0	9	33	22	4	59	9	10	19	1	1	2	89
Cumberland	4	3	1	1	9	68	43	9	120	18	18	36	1	0	1	166
Essex	99	58	29	21	207	1,405	1,366	525	3,296	196	173	369	45	42	87	3,959
Gloucester	9	4	3	0	16	111	72	6	189	21	11	32	2	14	16	253
Hudson	40	12	6	1	59	612	479	49	1,140	53	14	67	25	16	41	1,307
Hunterdon	9	1	0	0	10	37	24	5	66	25	8	33	1	2	3	112
Mercer	16	0	0	0	16	263	208	57	528	78	56	134	8	16	24	702
Middlesex	35	7	4	0	46	919	707	61	1,687	117	36	153	862	2,662	3,524	5,410
Monmouth	48	14	8	4	74	416	294	84	794	116	124	240	28	22	50	1,158
Morris	32	10	1	0	43	237	133	4	374	62	31	93	19	20	39	549
Ocean	35	20	11	0	66	344	279	53	676	60	92	152	7	14	21	915
Passaic	26	12	4	1	43	458	323	19	800	39	11	50	6	13	19	912
Salem	0	0	1	1	2	4	18	1	23	5	1	6	0	1	1	32
Somerset	1	0	0	0	1	158	78	6	242	28	6	34	11	6	17	294
Sussex	10	0	1	0	11	36	29	13	78	12	2	14	3	0	3	106
Union	47	19	8	2	76	560	478	72	1,110	77	35	112	14	8	22	1,320
Warren	0	0	0	0	0	27	5	0	32	9	4	13	2	0	2	47
Total	523	189	94	32	838	7,384	5,738	1,069	14,191	1,219	763	1,982	1,825	7,926	9,751	26,762

NOTE: Some Multicounty Litigation (MCL) cases were transferred in November 2014: Atlantic to Bergen = 8,935; Atlantic to Middlesex = 4,070.

**CIVIL CASELOAD SUMMARY BY CASETYPE
JULY 2020 - NOVEMBER 2020
ATLANTIC**

	Filings			Resolutions			Clearance		Backlog			Backlog Percent		Backlog Per 100 Monthly Filings		Active Pending		
	Jul 2019	Jul 2020	percent change	Jul 2019	Jul 2020	percent change	Jul 2020 - Nov 2020		Nov 2019	Nov 2020	percent change	Nov 2019	Nov 2020	Nov 2019	Nov 2020	Nov 2019	Nov 2020	percent change
	to Nov 2019	to Nov 2020		to Nov 2019	to Nov 2020		number	percent										
Act on Neg Inst	1	0	-100%	0	1		1	100%	1	0	-100%	50%	0%	600	0	2	0	-100%
Asbestos	0	0	0%	0	0	0%	0	100%	0	0	0%	0%	0%	0	0	0	0	0%
Assault & Bat	1	6	500%	1	2	100%	-4	33%	4	2	-50%	33%	14%	800	300	12	14	17%
Auto - Pers Inj	321	342	7%	376	309	-18%	-33	90%	130	203	56%	14%	20%	197	312	945	1,020	8%
Auto - Property	8	12	50%	5	13	160%	1	108%	0	2		0%	9%	0	77	17	22	29%
Book Account	216	151	-30%	211	198	-6%	47	131%	10	5	-50%	5%	3%	26	16	196	178	-9%
Civil Rights	4	4	0%	4	9	125%	5	225%	7	10	43%	22%	38%	494	750	32	26	-19%
Complex Comme	4	4	0%	3	4	33%	0	100%	5	4	-20%	56%	36%	750	600	9	11	22%
Condemnation	1	1	0%	2	0	-100%	-1	0%	0	0	0%	0%	0%	0	0	1	3	200%
Construction	9	5	-44%	13	4	-69%	-1	80%	5	8	60%	23%	35%	261	738	22	23	5%
Contract/Comme	145	121	-17%	145	157	8%	36	130%	16	32	100%	7%	14%	55	135	220	222	1%
Employment	2	7	250%	5	4	-20%	-3	57%	3	3	0%	43%	23%	600	300	7	13	86%
Lieu of P. Writ	7	3	-57%	6	5	-17%	2	167%	1	2	100%	6%	17%	67	267	18	12	-33%
Medical Malprac	17	14	-18%	17	15	-12%	1	107%	15	23	53%	23%	32%	514	726	64	73	14%
Name Change	26	26	0%	25	17	-32%	-9	65%	0	0	0%	0%	0%	0	0	12	15	25%
Other Insurance	4	12	200%	8	6	-25%	-6	50%	3	7	133%	21%	29%	200	350	14	24	71%
Other MCL	366	1,041	184%	32	249	678%	-792	24%	363	830	129%	22%	27%	517	598	1,659	3,042	83%
Other Track 1	80	56	-30%	77	66	-14%	10	118%	5	12	140%	7%	13%	36	90	73	91	25%
Other Track 3	44	43	-2%	41	23	-44%	-20	53%	21	29	38%	18%	18%	293	322	115	161	40%
Other Track 4	3	2	-33%	3	1	-67%	-1	50%	3	2	-33%	38%	33%	600	600	8	6	-25%
Personal Injury	181	224	24%	195	187	-4%	-37	83%	104	166	60%	18%	24%	270	382	591	678	15%
Prod Liability	6	6	0%	3	3	0%	-3	50%	2	4	100%	14%	24%	343	369	14	17	21%
Prof Malpractic	2	3	50%	4	6	50%	3	200%	7	7	0%	27%	25%	700	646	26	28	8%
PIP Coverage	5	3	-40%	2	3	50%	0	100%	1	1	0%	11%	25%	120	300	9	4	-56%
Real Property	4	12	200%	6	9	50%	-3	75%	0	1		0%	13%	0	67	3	8	167%
Tort Other	22	32	45%	24	24	0%	-8	75%	8	13	63%	13%	19%	145	252	64	69	8%
Toxic Tort	0	1		0	0	0%	-1	0%	2	0	-100%	100%	0%	0	0	2	1	-50%
UM/UIM Bod Inj	32	29	-9%	47	31	-34%	2	107%	7	22	214%	8%	23%	90	362	91	95	4%
Total	1,511	2,160	43%	1,255	1,346	7%	-814	62%	723	1,388	92%	17%	24%	241	388	4,226	5,856	39%

NOTE: Some Multicounty Litigation (MCL) cases were transferred in November 2014: Atlantic to Bergen = 8,935; Atlantic to Middlesex = 4,070.

CIVIL BACKLOG SUMMARY BY CASETYPE

November 2020

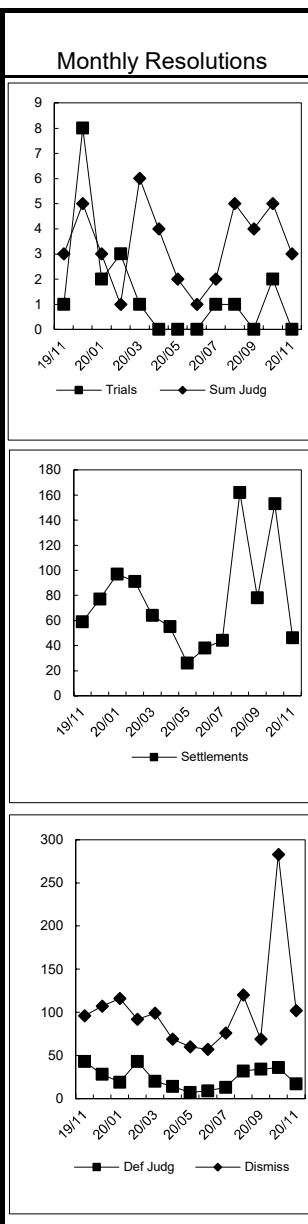
ATLANTIC

	Cases in Backlog															
	Track 1					Track 2				Track 3			Track 4			Total Backlog
	12 to 18 months	18 to 24 months	24 to 36 months	over 36 months	Total Track 1	18 to 24 months	24 to 36 months	over 36 months	Total Track 2	24 to 36 months	over 36 months	Total Track 3	24 to 36 months	over 36 months	Total Track 4	
Act on Neg Inst	0	0	0	0	0	0	0	0	0	0	0	0	0	0	0	0
Asbestos	0	0	0	0	0	0	0	0	0	0	0	0	0	0	0	0
Assault & Bat	0	0	0	0	0	0	0	0	0	2	0	2	0	0	0	2
Auto - Pers Inj	0	0	0	0	0	112	81	10	203	0	0	0	0	0	0	203
Auto - Property	0	0	0	0	0	1	1	0	2	0	0	0	0	0	0	2
Book Account	5	0	0	0	5	0	0	0	0	0	0	0	0	0	0	5
Civil Rights	0	0	0	0	0	0	0	0	0	6	4	10	0	0	0	10
Complex Comme	0	0	0	0	0	0	0	0	0	0	0	0	0	4	4	4
Condemnation	0	0	0	0	0	0	0	0	0	0	0	0	0	0	0	0
Construction	0	0	0	0	0	2	3	3	8	0	0	0	0	0	0	8
Contract/Comme	0	0	0	0	0	18	7	5	30	0	0	0	2	0	2	32
Employment	0	0	0	0	0	0	3	0	3	0	0	0	0	0	0	3
Lieu of P. Writ	0	0	0	0	0	0	0	0	0	0	0	0	2	0	2	2
Medical Malprac	0	0	0	0	0	0	0	0	0	15	8	23	0	0	0	23
Name Change	0	0	0	0	0	0	0	0	0	0	0	0	0	0	0	0
Other Insurance	2	2	2	0	6	0	1	0	1	0	0	0	0	0	0	7
Other Mass Tort	0	0	0	0	0	0	0	0	0	0	0	0	506	324	830	830
Other Track 1	10	0	2	0	12	0	0	0	0	0	0	0	0	0	0	12
Other Track 3	0	0	0	0	0	0	0	0	0	18	11	29	0	0	0	29
Other Track 4	0	0	0	0	0	0	0	0	0	0	0	0	1	1	2	2
Personal Injury	0	0	0	0	0	102	53	8	163	0	2	2	0	1	1	166
Prod Liability	0	0	0	0	0	0	0	0	0	3	1	4	0	0	0	4
Prof Malpractic	0	0	0	0	0	0	0	0	0	5	2	7	0	0	0	7
PIP Coverage	0	1	0	0	1	0	0	0	0	0	0	0	0	0	0	1
Real Property	1	0	0	0	1	0	0	0	0	0	0	0	0	0	0	1
Tort Other	0	0	0	0	0	8	5	0	13	0	0	0	0	0	0	13
Toxic Tort	0	0	0	0	0	0	0	0	0	0	0	0	0	0	0	0
UM/UIM Bod Inj	0	0	0	0	0	13	9	0	22	0	0	0	0	0	0	22
Total	18	3	4	0	25	256	163	26	445	49	28	77	511	330	841	1,388

NOTE: Some Multicounty Litigation (MCL) cases were transferred in November 2014: Atlantic to Bergen = 8,935; Atlantic to Middlesex = 4,070.

**CIVIL RESOLUTION SUMMARY BY CASETYPE
JULY 2020 - NOVEMBER 2020
ATLANTIC**

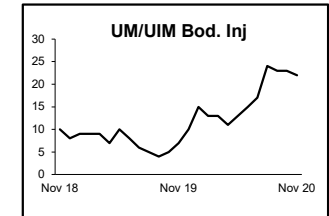
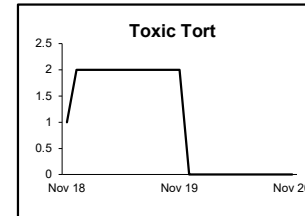
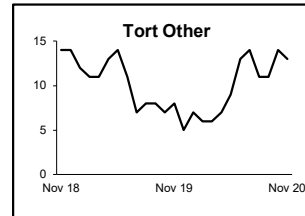
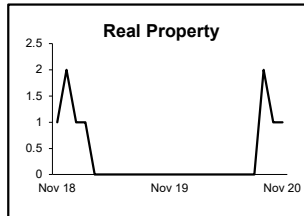
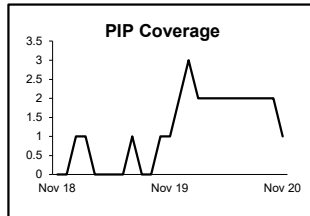
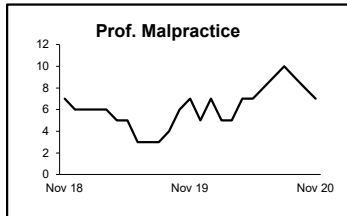
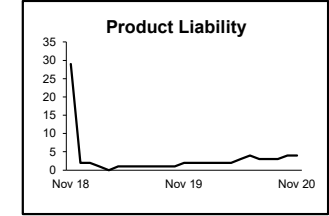
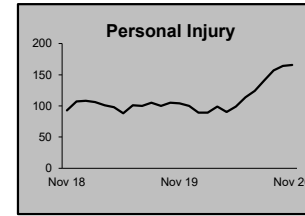
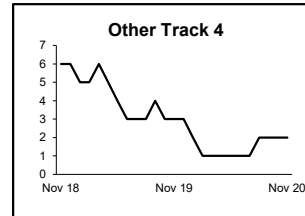
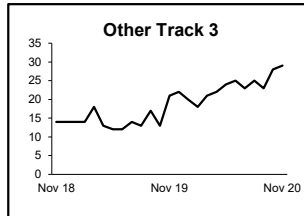
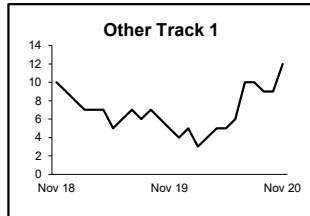
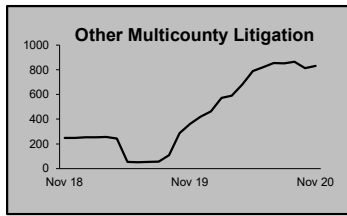
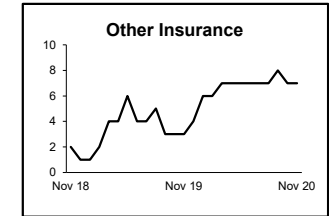

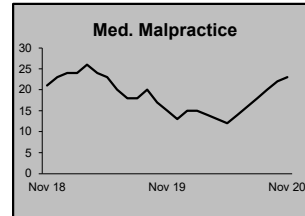
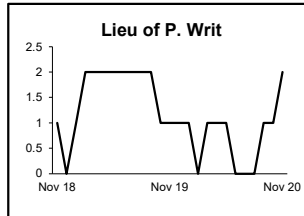
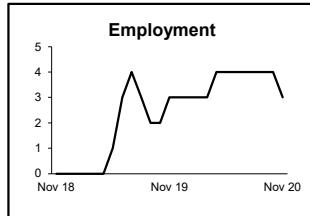
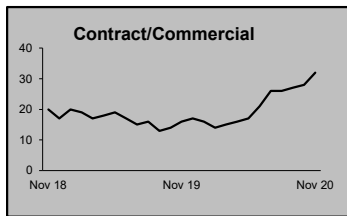
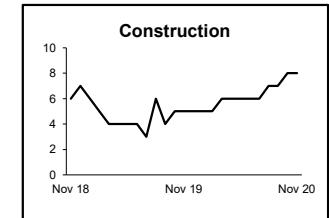
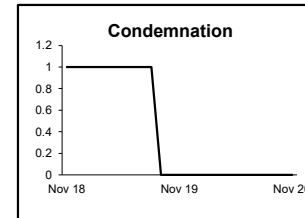
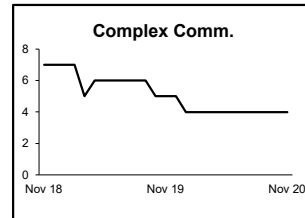
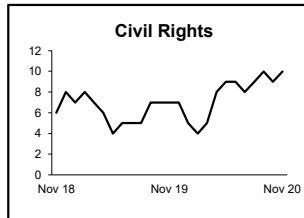
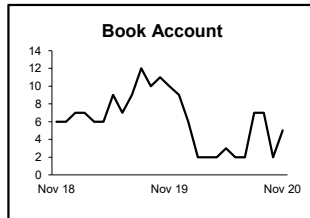
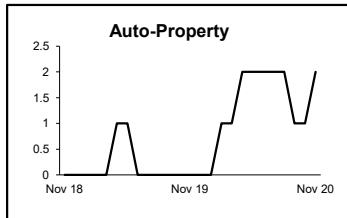
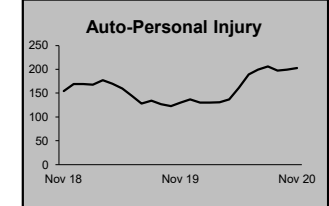
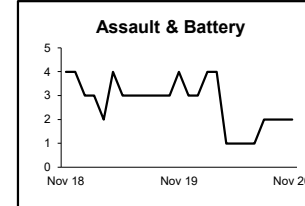
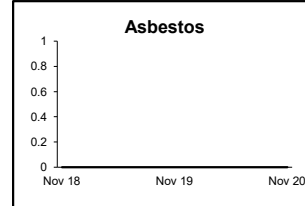
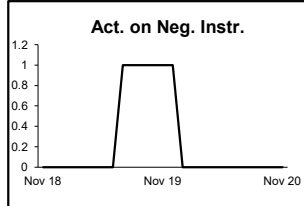
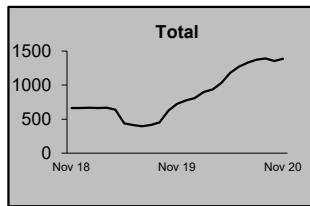
	Trial			Summary					Total	Percent resolved by					
	Jury	Nonjury	Total	Judgment	Settlement	Default Judgment	Dismiss	Other		Trial	Sum Jud	Settle	Default J	Dismiss	Other
Act on Neg Inst	0	0	0	0	0	1	0	0	1	0%	0%	0%	100%	0%	0%
Asbestos	0	0	0	0	0	0	0	0	0	0%	0%	0%	0%	0%	0%
Assault & Bat	0	0	0	0	1	0	1	0	2	0%	0%	50%	0%	50%	0%
Auto - Pers Inj	2	0	2	1	94	3	200	9	309	1%	0%	30%	1%	65%	3%
Auto - Property	0	0	0	0	2	3	8	0	13	0%	0%	15%	23%	62%	0%
Book Account	0	0	0	7	19	91	80	1	198	0%	4%	10%	46%	40%	1%
Civil Rights	0	0	0	0	0	0	7	2	9	0%	0%	0%	0%	78%	22%
Complex Commerc	0	0	0	0	2	0	2	0	4	0%	0%	50%	0%	50%	0%
Condemnation	0	0	0	0	0	0	0	0	0	0%	0%	0%	0%	0%	0%
Construction	0	0	0	0	1	0	3	0	4	0%	0%	25%	0%	75%	0%
Contract/Commer	0	2	2	3	22	24	102	4	157	1%	2%	14%	15%	65%	3%
Employment	0	0	0	0	0	0	4	0	4	0%	0%	0%	0%	100%	0%
Lieu of P. Writ	0	0	0	0	0	0	4	1	5	0%	0%	0%	0%	80%	20%
Medical Malprac	0	0	0	0	5	0	10	0	15	0%	0%	33%	0%	67%	0%
Name Change	0	0	0	0	0	0	5	12	17	0%	0%	0%	0%	29%	71%
Other Insurance	0	0	0	0	3	0	2	1	6	0%	0%	50%	0%	33%	17%
Other MCL	0	0	0	0	247	0	2	0	249	0%	0%	99%	0%	1%	0%
Other Track 1	0	0	0	1	15	0	42	8	66	0%	2%	23%	0%	64%	12%
Other Track 3	0	0	0	1	4	1	11	6	23	0%	4%	17%	4%	48%	26%
Other Track 4	0	0	0	0	0	1	0	0	1	0%	0%	0%	100%	0%	0%
Personal Injury	0	0	0	4	45	6	121	11	187	0%	2%	24%	3%	65%	6%
Prod Liability	0	0	0	0	1	0	2	0	3	0%	0%	33%	0%	67%	0%
Prof Malpractic	0	0	0	0	2	0	4	0	6	0%	0%	33%	0%	67%	0%
PIP Coverage	0	0	0	0	1	0	2	0	3	0%	0%	33%	0%	67%	0%
Real Property	0	0	0	1	0	0	6	2	9	0%	11%	0%	0%	67%	22%
Tort Other	0	0	0	0	5	2	16	1	24	0%	0%	21%	8%	67%	4%
Toxic Tort	0	0	0	0	0	0	0	0	0	0%	0%	0%	0%	0%	0%
UM/UIM Bod Inj	0	0	0	1	14	0	16	0	31	0%	3%	45%	0%	52%	0%
Total	2	2	4	19	483	132	650	58	1,346	0%	1%	36%	10%	48%	4%



NOTE: Some Multicounty Litigation (MCL) cases were transferred in November 2014: Atlantic to Bergen = 8,935; Atlantic to Middlesex = 4,070.

**CIVIL BACKLOG BY CASETYPE
NOVEMBER 2020
ATLANTIC**

	Total	Backlog	% chg
Nov 18	662		
Nov 19	723		9%
Nov 20	1,388		92%



1) Casetypes with the state's largest backlogs are highlighted.

2) Some Multicounty Litigation (MCL) cases were transferred in November 2014: Atlantic to Bergen = 8,935; Atlantic to Middlesex = 4,070.

**CIVIL CASELOAD SUMMARY BY CASETYPE
JULY 2020 - NOVEMBER 2020
BERGEN**

	Filings			Resolutions			Clearance		Backlog			Backlog Percent		Backlog Per 100		Active Pending		
	Jul 2019	Jul 2020	percent change	Jul 2019	Jul 2020	percent change	Jul 2020 - Nov 2020		Nov 2019	Nov 2020	percent change	Nov 2019	Nov 2020	Nov 2019	Nov 2020	Nov 2019	Nov 2020	percent change
	to Nov 2019	to Nov 2020		number	percent													
Act on Neg Inst	9	12	33%	10	12	20%	0	100%	0	3		0%	15%	0	106	13	20	54%
Asbestos	0	0	0%	0	0	0%	0	100%	0	0	0%	0%	0%	0	0	0	0	0%
Assault & Bat	6	8	33%	4	10	150%	2	125%	0	3		0%	8%	0	189	21	37	76%
Auto - Pers Inj	1,171	1,196	2%	1,057	895	-15%	-301	75%	499	898	80%	15%	23%	215	372	3,393	3,944	16%
Auto - Property	69	38	-45%	131	55	-58%	17	145%	6	9	50%	5%	13%	23	126	122	67	-45%
Book Account	505	525	4%	390	558	43%	33	106%	25	46	84%	4%	7%	27	51	575	619	8%
Civil Rights	7	12	71%	8	10	25%	-2	83%	6	3	-50%	23%	16%	267	200	26	19	-27%
Complex Commerc	21	24	14%	12	24	100%	0	100%	10	17	70%	17%	28%	250	474	60	61	2%
Condemnation	1	4	300%	1	1	0%	-3	25%	0	0	0%	0%	0%	0	0	0	3	
Construction	22	21	-5%	21	15	-29%	-6	71%	3	15	400%	6%	24%	80	340	48	62	29%
Contract/Commer	559	550	-2%	575	544	-5%	-6	99%	58	131	126%	6%	13%	48	140	969	1,000	3%
Employment	13	7	-46%	10	15	50%	8	214%	1	4	300%	5%	13%	35	141	22	30	36%
Lieu of P. Writ	17	18	6%	18	30	67%	12	167%	6	8	33%	13%	24%	141	291	45	34	-24%
Medical Malprac	56	51	-9%	51	32	-37%	-19	63%	54	87	61%	24%	33%	536	785	224	264	18%
Name Change	105	70	-33%	67	77	15%	7	110%	0	0	0%	0%	0%	0	0	40	37	-8%
Other Insurance	29	28	-3%	34	34	0%	6	121%	7	5	-29%	19%	14%	105	74	37	36	-3%
Other MCL	101	345	242%	1,415	708	-50%	363	205%	10,005	4,959	-50%	89%	84%	16,698	11,207	11,229	5,879	-48%
Other Track 1	164	172	5%	171	136	-20%	-36	79%	6	18	200%	5%	8%	18	57	130	217	67%
Other Track 3	74	72	-3%	54	58	7%	-14	81%	14	39	179%	7%	16%	99	263	190	242	27%
Other Track 4	12	9	-25%	14	15	7%	6	167%	19	28	47%	29%	44%	633	1,768	65	63	-3%
Personal Injury	439	357	-19%	439	316	-28%	-41	89%	264	412	56%	19%	29%	284	529	1,419	1,444	2%
Prod Liability	35	39	11%	93	12	-87%	-27	31%	8	17	113%	15%	19%	80	258	55	88	60%
Prof Malpractic	23	16	-30%	36	20	-44%	4	125%	15	26	73%	16%	26%	391	650	95	101	6%
PIP Coverage	13	20	54%	15	15	0%	-5	75%	0	1		0%	7%	0	34	14	15	7%
Real Property	7	15	114%	11	10	-9%	-5	67%	3	4	33%	30%	19%	164	141	10	21	110%
Tort Other	96	109	14%	74	105	42%	-4	96%	29	32	10%	15%	14%	165	156	192	228	19%
Toxic Tort	0	3		0	0	0%	-3	0%	0	1		0%	17%	0	300	2	6	200%
UM/UIM Bod Inj	51	57	12%	67	50	-25%	-7	88%	20	40	100%	13%	24%	170	356	156	167	7%
Total	3,605	3,778	5%	4,778	3,757	-21%	-21	99%	11,058	6,806	-38%	58%	46%	1,408	968	19,152	14,704	-23%

NOTE: Some Multicounty Litigation (MCL) cases were transferred in November 2014: Atlantic to Bergen = 8,935; Atlantic to Middlesex = 4,070.

CIVIL BACKLOG SUMMARY BY CASETYPE

November 2020

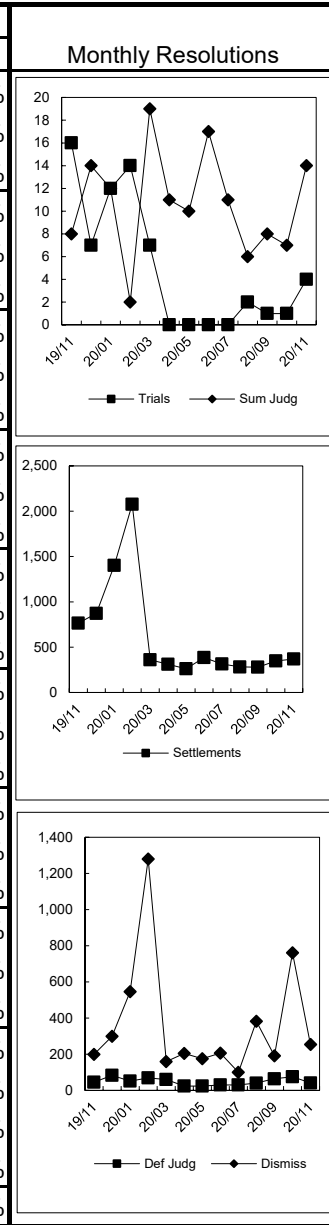
BERGEN

	Cases in Backlog															
	Track 1					Track 2				Track 3			Track 4			Total Backlog
	12 to 18 months	18 to 24 months	24 to 36 months	over 36 months	Total Track 1	18 to 24 months	24 to 36 months	over 36 months	Total Track 2	24 to 36 months	over 36 months	Total Track 3	24 to 36 months	over 36 months	Total Track 4	
Act on Neg Inst	0	3	0	0	3	0	0	0	0	0	0	0	0	0	0	3
Asbestos	0	0	0	0	0	0	0	0	0	0	0	0	0	0	0	0
Assault & Bat	0	0	0	0	0	0	0	0	0	3	0	3	0	0	0	3
Auto - Pers Inj	0	0	0	0	0	495	380	23	898	0	0	0	0	0	0	898
Auto - Property	0	0	0	0	0	7	2	0	9	0	0	0	0	0	0	9
Book Account	35	7	4	0	46	0	0	0	0	0	0	0	0	0	0	46
Civil Rights	0	0	0	0	0	0	0	0	0	1	2	3	0	0	0	3
Complex Comme	0	0	0	0	0	0	0	0	0	0	0	0	12	5	17	17
Condemnation	0	0	0	0	0	0	0	0	0	0	0	0	0	0	0	0
Construction	0	0	0	0	0	10	4	1	15	0	0	0	0	0	0	15
Contract/Comme	0	0	0	0	0	82	46	3	131	0	0	0	0	0	0	131
Employment	0	0	0	0	0	3	1	0	4	0	0	0	0	0	0	4
Lieu of P. Writ	0	0	0	0	0	0	0	0	0	0	0	0	4	4	8	8
Medical Malprac	0	0	0	0	0	0	0	0	0	55	32	87	0	0	0	87
Name Change	0	0	0	0	0	0	0	0	0	0	0	0	0	0	0	0
Other Insurance	2	2	1	0	5	0	0	0	0	0	0	0	0	0	0	5
Other Mass Tort	0	0	0	0	0	0	0	0	0	0	0	0	230	4,729	4,959	4,959
Other Track 1	13	3	2	0	18	0	0	0	0	0	0	0	0	0	0	18
Other Track 3	0	0	0	0	0	0	0	0	0	34	5	39	0	0	0	39
Other Track 4	0	0	0	0	0	0	0	0	0	0	0	0	19	9	28	28
Personal Injury	0	0	0	0	0	230	174	8	412	0	0	0	0	0	0	412
Prod Liability	0	0	0	0	0	0	0	0	0	13	4	17	0	0	0	17
Prof Malpractic	0	0	0	0	0	0	0	0	0	21	5	26	0	0	0	26
PIP Coverage	1	0	0	0	1	0	0	0	0	0	0	0	0	0	0	1
Real Property	2	0	1	0	3	0	1	0	1	0	0	0	0	0	0	4
Tort Other	0	0	0	0	0	19	11	2	32	0	0	0	0	0	0	32
Toxic Tort	0	0	0	0	0	0	0	0	0	1	0	1	0	0	0	1
UM/UIM Bod Inj	0	0	0	0	0	20	20	0	40	0	0	0	0	0	0	40
Total	53	15	8	0	76	866	639	37	1,542	128	48	176	265	4,747	5,012	6,806

NOTE: Some Multicounty Litigation (MCL) cases were transferred in November 2014: Atlantic to Bergen = 8,935; Atlantic to Middlesex = 4,070.

**CIVIL RESOLUTION SUMMARY BY CASETYPE
JULY 2020 - NOVEMBER 2020
BERGEN**

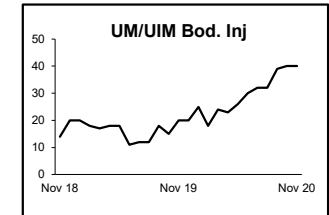
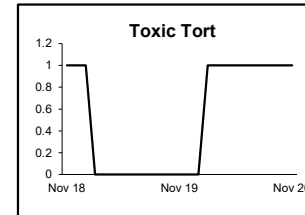
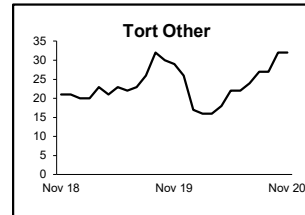
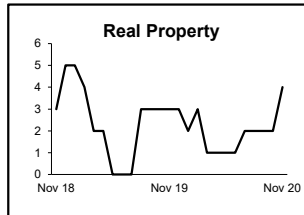
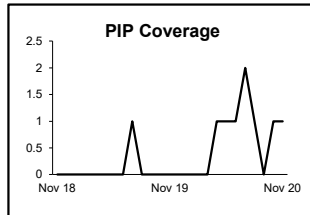
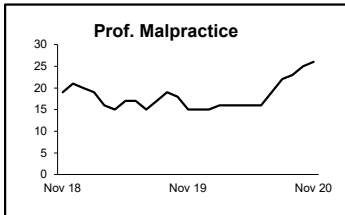
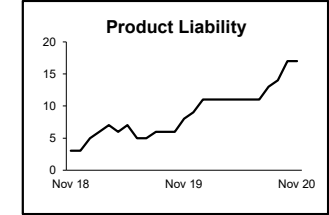
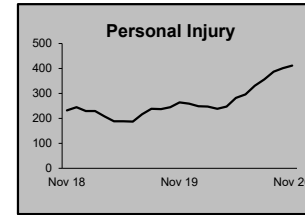
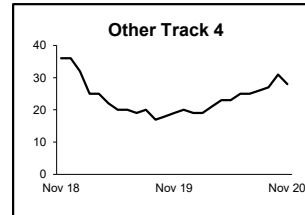
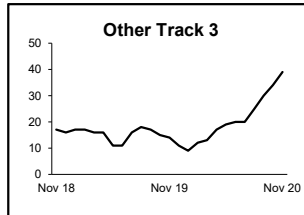
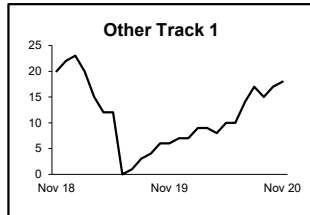
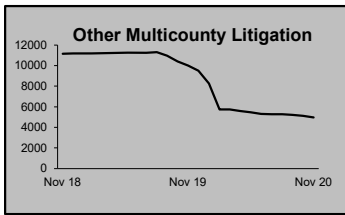
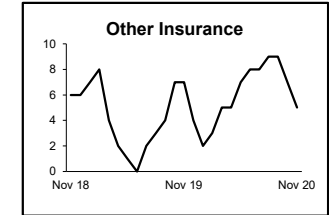

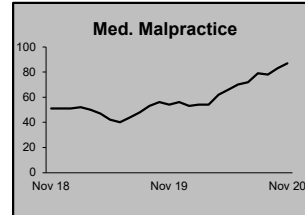
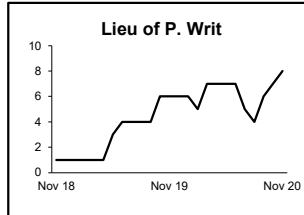
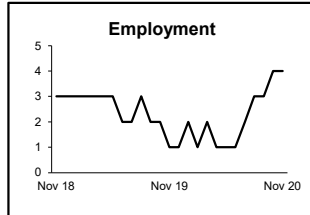
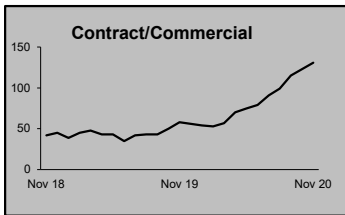
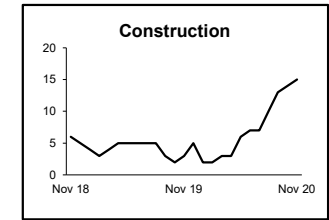
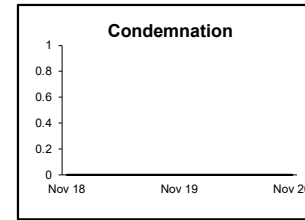
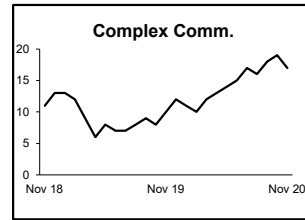
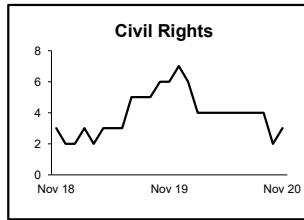
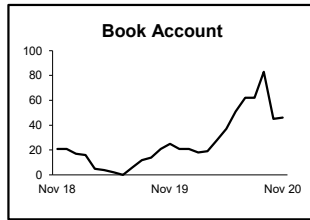
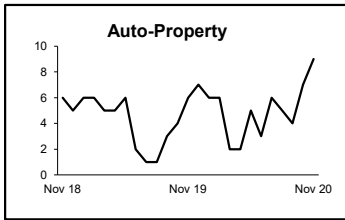
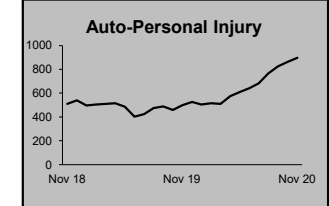
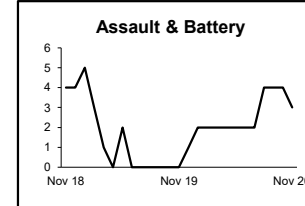
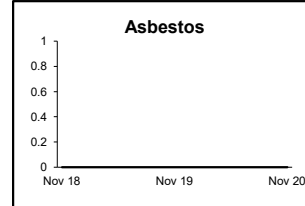
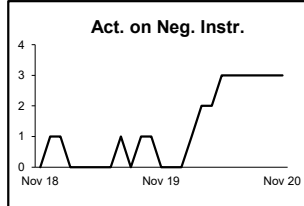
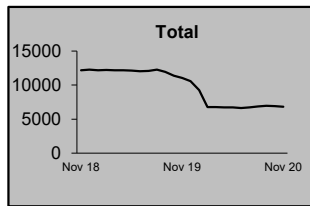
	Trial			Summary					Total	Percent resolved by						Monthly Resolutions
	Jury	Nonjury	Total	Judgment	Settlement	Default Judgment	Dismiss	Other		Trial	Sum Jud	Settle	Default J	Dismiss	Other	
Act on Neg Inst	0	0	0	2	2	5	3	0	12	0%	17%	17%	42%	25%	0%	
Asbestos	0	0	0	0	0	0	0	0	0	0%	0%	0%	0%	0%	0%	
Assault & Bat	0	0	0	0	8	1	1	0	10	0%	0%	80%	10%	10%	0%	
Auto - Pers Inj	2	0	2	5	650	2	210	26	895	0%	1%	73%	0%	23%	3%	
Auto - Property	0	0	0	0	17	12	26	0	55	0%	0%	31%	22%	47%	0%	
Book Account	0	0	0	3	146	136	271	2	558	0%	1%	26%	24%	49%	0%	
Civil Rights	0	0	0	0	3	0	3	4	10	0%	0%	30%	0%	30%	40%	
Complex Commer	0	0	0	3	7	1	9	4	24	0%	13%	29%	4%	38%	17%	
Condemnation	0	0	0	0	1	0	0	0	1	0%	0%	100%	0%	0%	0%	
Construction	0	0	0	0	9	2	4	0	15	0%	0%	60%	13%	27%	0%	
Contract/Commer	0	2	2	12	175	71	266	18	544	0%	2%	32%	13%	49%	3%	
Employment	0	0	0	0	10	0	5	0	15	0%	0%	67%	0%	33%	0%	
Lieu of P. Writ	0	4	4	0	9	0	16	1	30	13%	0%	30%	0%	53%	3%	
Medical Malprac	0	0	0	1	19	0	12	0	32	0%	3%	59%	0%	38%	0%	
Name Change	0	0	0	0	0	0	16	61	77	0%	0%	0%	0%	21%	79%	
Other Insurance	0	0	0	1	16	0	10	7	34	0%	3%	47%	0%	29%	21%	
Other MCL	0	0	0	0	112	0	596	0	708	0%	0%	16%	0%	84%	0%	
Other Track 1	0	0	0	0	62	6	62	6	136	0%	0%	46%	4%	46%	4%	
Other Track 3	0	0	0	2	30	0	16	10	58	0%	3%	52%	0%	28%	17%	
Other Track 4	0	0	0	1	7	4	3	0	15	0%	7%	47%	27%	20%	0%	
Personal Injury	0	0	0	11	209	0	77	19	316	0%	3%	66%	0%	24%	6%	
Prod Liability	0	0	0	0	7	0	0	5	12	0%	0%	58%	0%	0%	42%	
Prof Malpractic	0	0	0	0	11	0	7	2	20	0%	0%	55%	0%	35%	10%	
PIP Coverage	0	0	0	0	11	0	4	0	15	0%	0%	73%	0%	27%	0%	
Real Property	0	0	0	0	4	1	5	0	10	0%	0%	40%	10%	50%	0%	
Tort Other	0	0	0	4	36	5	55	5	105	0%	4%	34%	5%	52%	5%	
Toxic Tort	0	0	0	0	0	0	0	0	0	0%	0%	0%	0%	0%	0%	
UM/UIB Bod Inj	0	0	0	1	33	4	11	1	50	0%	2%	66%	8%	22%	2%	
Total	2	6	8	46	1,594	250	1,688	171	3,757	0%	1%	42%	7%	45%	5%	



NOTE: Some Multicounty Litigation (MCL) cases were transferred in November 2014: Atlantic to Bergen = 8,935; Atlantic to Middlesex = 4,070.

**CIVIL BACKLOG BY CASETYPE
NOVEMBER 2020
BERGEN**

	Total	Backlog	% chg
Nov 18		12,173	
Nov 19		11,058	-9%
Nov 20		6,806	-38%



1) Casetypes with the state's largest backlogs are highlighted.

2) Some Multicounty Litigation (MCL) cases were transferred in November 2014: Atlantic to Bergen = 8,935; Atlantic to Middlesex = 4,070.

**CIVIL CASELOAD SUMMARY BY CASETYPE
JULY 2020 - NOVEMBER 2020
BURLINGTON**

	Filings			Resolutions			Clearance		Backlog			Backlog Percent		Backlog Per 100 Monthly Filings		Active Pending		
	Jul 2019	Jul 2020	percent change	Jul 2019	Jul 2020	percent change	Jul 2020 - Nov 2020		Nov 2019	Nov 2020	percent change	Nov 2019	Nov 2020	Nov 2019	Nov 2020	Nov 2019	Nov 2020	percent change
	to Nov 2019	to Nov 2020		number	percent													
Act on Neg Inst	20	12	-40%	24	12	-50%	0	100%	0	0	0%	0%	0%	0	0	15	14	-7%
Asbestos	0	0	0%	0	0	0%	0	100%	0	0	0%	0%	0%	0	0	0	0	0%
Assault & Bat	3	3	0%	0	1		-2	33%	1	2	100%	11%	13%	240	400	9	16	78%
Auto - Pers Inj	322	279	-13%	291	245	-16%	-34	88%	76	172	126%	9%	19%	121	292	855	928	9%
Auto - Property	15	10	-33%	9	14	56%	4	140%	0	1		0%	6%	0	52	22	18	-18%
Book Account	205	202	-1%	183	247	35%	45	122%	0	5		0%	2%	0	12	215	232	8%
Civil Rights	3	6	100%	5	7	40%	1	117%	0	0	0%	0%	0%	0	0	7	8	14%
Complex Comme	6	2	-67%	7	3	-57%	1	150%	5	7	40%	28%	47%	600	1,400	18	15	-17%
Condemnation	2	0	-100%	3	0	-100%	0	100%	0	0	0%	0%	0%	0	0	3	4	33%
Construction	11	7	-36%	7	8	14%	1	114%	3	2	-33%	10%	12%	124	150	30	17	-43%
Contract/Comme	221	189	-14%	263	230	-13%	41	122%	12	39	225%	3%	10%	26	99	367	379	3%
Employment	8	3	-63%	2	4	100%	1	133%	0	0	0%	0%	0%	0	0	12	9	-25%
Lieu of P. Writ	11	9	-18%	6	9	50%	0	100%	0	0	0%	0%	0%	0	0	17	10	-41%
Medical Malprac	20	27	35%	14	14	0%	-13	52%	15	22	47%	18%	21%	346	400	83	106	28%
Name Change	52	34	-35%	49	25	-49%	-9	74%	0	0	0%	0%	0%	0	0	12	22	83%
Other Insurance	11	13	18%	8	5	-38%	-8	38%	0	0	0%	0%	0%	0	0	14	12	-14%
Other MCL	0	0	0%	0	0	0%	0	100%	0	0	0%	0%	0%	0	0	0	0	0%
Other Track 1	57	60	5%	59	52	-12%	-8	87%	0	2		0%	4%	0	20	50	57	14%
Other Track 3	52	58	12%	55	54	-2%	-4	93%	7	13	86%	6%	9%	66	111	119	141	18%
Other Track 4	5	2	-60%	5	2	-60%	0	100%	3	5	67%	13%	29%	257	750	23	17	-26%
Personal Injury	119	101	-15%	113	95	-16%	-6	94%	43	64	49%	13%	19%	176	276	329	341	4%
Prod Liability	5	3	-40%	6	5	-17%	2	167%	1	5	400%	6%	31%	92	1,000	16	16	0%
Prof Malpractic	10	5	-50%	12	11	-8%	6	220%	5	9	80%	14%	28%	300	720	35	32	-9%
PIP Coverage	5	3	-40%	1	2	100%	-1	67%	0	0	0%	0%	0%	0	0	6	4	-33%
Real Property	4	7	75%	1	3	200%	-4	43%	0	0	0%	0%	0%	0	0	4	6	50%
Tort Other	36	39	8%	24	22	-8%	-17	56%	2	14	600%	3%	16%	28	224	66	90	36%
Toxic Tort	1	1	0%	0	0	0%	-1	0%	0	0	0%	0%	0%	0	0	1	1	0%
UM/UIB Bod Inj	18	19	6%	26	15	-42%	-4	79%	6	14	133%	9%	20%	144	290	65	71	9%
Total	1,222	1,094	-10%	1,173	1,085	-8%	-9	99%	179	376	110%	7%	15%	74	167	2,393	2,566	7%

NOTE: Some Multicounty Litigation (MCL) cases were transferred in November 2014: Atlantic to Bergen = 8,935; Atlantic to Middlesex = 4,070.

CIVIL BACKLOG SUMMARY BY CASETYPE

November 2020

BURLINGTON

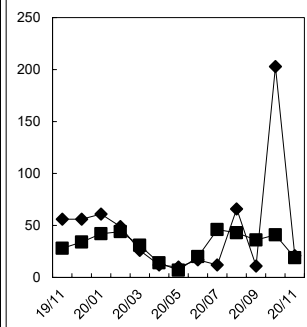
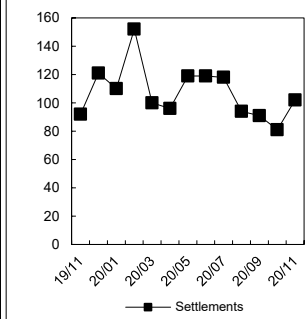
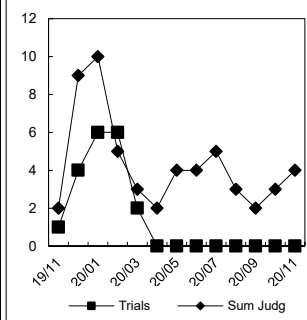
	Cases in Backlog															
	Track 1					Track 2				Track 3			Track 4			Total Backlog
	12 to 18 months	18 to 24 months	24 to 36 months	over 36 months	Total Track 1	18 to 24 months	24 to 36 months	over 36 months	Total Track 2	24 to 36 months	over 36 months	Total Track 3	24 to 36 months	over 36 months	Total Track 4	
Act on Neg Inst	0	0	0	0	0	0	0	0	0	0	0	0	0	0	0	0
Asbestos	0	0	0	0	0	0	0	0	0	0	0	0	0	0	0	0
Assault & Bat	0	0	0	0	0	0	0	0	0	2	0	2	0	0	0	0
Auto - Pers Inj	0	0	0	0	0	102	68	2	172	0	0	0	0	0	0	0
Auto - Property	0	0	0	0	0	1	0	0	1	0	0	0	0	0	0	0
Book Account	5	0	0	0	5	0	0	0	0	0	0	0	0	0	0	0
Civil Rights	0	0	0	0	0	0	0	0	0	0	0	0	0	0	0	0
Complex Comme	0	0	0	0	0	0	0	0	0	0	0	0	4	3	7	7
Condemnation	0	0	0	0	0	0	0	0	0	0	0	0	0	0	0	0
Construction	0	0	0	0	0	2	0	0	2	0	0	0	0	0	0	0
Contract/Comme	0	0	0	0	0	25	14	0	39	0	0	0	0	0	0	0
Employment	0	0	0	0	0	0	0	0	0	0	0	0	0	0	0	0
Lieu of P. Writ	0	0	0	0	0	0	0	0	0	0	0	0	0	0	0	0
Medical Malprac	0	0	0	0	0	0	0	0	0	17	5	22	0	0	0	0
Name Change	0	0	0	0	0	0	0	0	0	0	0	0	0	0	0	0
Other Insurance	0	0	0	0	0	0	0	0	0	0	0	0	0	0	0	0
Other Mass Tort	0	0	0	0	0	0	0	0	0	0	0	0	0	0	0	0
Other Track 1	2	0	0	0	2	0	0	0	0	0	0	0	0	0	0	0
Other Track 3	0	0	0	0	0	0	0	0	0	10	3	13	0	0	0	0
Other Track 4	0	0	0	0	0	0	0	0	0	0	0	0	4	1	5	5
Personal Injury	0	0	0	0	0	42	20	2	64	0	0	0	0	0	0	0
Prod Liability	0	0	0	0	0	0	0	0	0	4	1	5	0	0	0	0
Prof Malpractic	0	0	0	0	0	0	0	0	0	6	3	9	0	0	0	0
PIP Coverage	0	0	0	0	0	0	0	0	0	0	0	0	0	0	0	0
Real Property	0	0	0	0	0	0	0	0	0	0	0	0	0	0	0	0
Tort Other	0	0	0	0	0	10	4	0	14	0	0	0	0	0	0	0
Toxic Tort	0	0	0	0	0	0	0	0	0	0	0	0	0	0	0	0
UM/UIM Bod Inj	0	0	0	0	0	9	5	0	14	0	0	0	0	0	0	0
Total	7	0	0	0	7	191	111	4	306	39	12	51	8	4	12	376

NOTE: Some Multicounty Litigation (MCL) cases were transferred in November 2014: Atlantic to Bergen = 8,935; Atlantic to Middlesex = 4,070.

**CIVIL RESOLUTION SUMMARY BY CASETYPE
JULY 2020 - NOVEMBER 2020
BURLINGTON**

	Trial			Summary					Total	Percent resolved by						Monthly Resolutions
	Jury	Nonjury	Total	Judgment	Settlement	Default Judgment	Dismiss	Other		Trial	Sum Jud	Settle	Default J	Dismiss	Other	
Act on Neg Inst	0	0	0	1	1	9	1	0	12	0%	8%	8%	75%	8%	0%	
Asbestos	0	0	0	0	0	0	0	0	0	0%	0%	0%	0%	0%	0%	
Assault & Bat	0	0	0	0	1	0	0	0	1	0%	0%	100%	0%	0%	0%	
Auto - Pers Inj	0	0	0	0	165	0	68	12	245	0%	0%	67%	0%	28%	5%	
Auto - Property	0	0	0	0	1	5	8	0	14	0%	0%	7%	36%	57%	0%	
Book Account	0	0	0	7	54	107	75	4	247	0%	3%	22%	43%	30%	2%	
Civil Rights	0	0	0	0	1	0	5	1	7	0%	0%	14%	0%	71%	14%	
Complex Commer	0	0	0	0	2	0	1	0	3	0%	0%	67%	0%	33%	0%	
Condemnation	0	0	0	0	0	0	0	0	0	0%	0%	0%	0%	0%	0%	
Construction	0	0	0	0	6	0	2	0	8	0%	0%	75%	0%	25%	0%	
Contract/Commer	0	0	0	3	83	56	84	4	230	0%	1%	36%	24%	37%	2%	
Employment	0	0	0	0	4	0	0	0	4	0%	0%	100%	0%	0%	0%	
Lieu of P. Writ	0	0	0	1	4	0	3	1	9	0%	11%	44%	0%	33%	11%	
Medical Malprac	0	0	0	0	7	0	4	3	14	0%	0%	50%	0%	29%	21%	
Name Change	0	0	0	0	0	0	2	23	25	0%	0%	0%	0%	8%	92%	
Other Insurance	0	0	0	0	2	0	1	2	5	0%	0%	40%	0%	20%	40%	
Other MCL	0	0	0	0	0	0	0	0	0	0%	0%	0%	0%	0%	0%	
Other Track 1	0	0	0	1	29	2	9	11	52	0%	2%	56%	4%	17%	21%	
Other Track 3	0	0	0	0	34	0	8	12	54	0%	0%	63%	0%	15%	22%	
Other Track 4	0	0	0	0	1	0	1	0	2	0%	0%	50%	0%	50%	0%	
Personal Injury	0	0	0	4	60	3	21	7	95	0%	4%	63%	3%	22%	7%	
Prod Liability	0	0	0	0	2	1	2	0	5	0%	0%	40%	20%	40%	0%	
Prof Malpractic	0	0	0	0	9	0	2	0	11	0%	0%	82%	0%	18%	0%	
PIP Coverage	0	0	0	0	1	1	0	0	2	0%	0%	50%	50%	0%	0%	
Real Property	0	0	0	0	2	0	0	1	3	0%	0%	67%	0%	0%	33%	
Tort Other	0	0	0	0	8	1	10	3	22	0%	0%	36%	5%	45%	14%	
Toxic Tort	0	0	0	0	0	0	0	0	0	0%	0%	0%	0%	0%	0%	
UM/UIB Bod Inj	0	0	0	0	9	0	6	0	15	0%	0%	60%	0%	40%	0%	
Total	0	0	0	17	486	185	313	84	1,085	0%	2%	45%	17%	29%	8%	

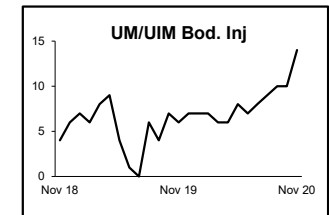
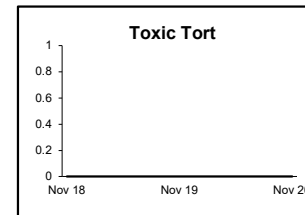
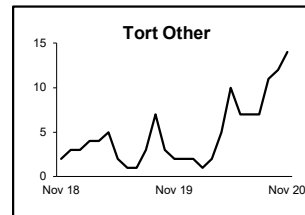
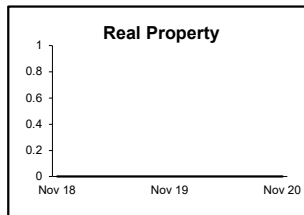
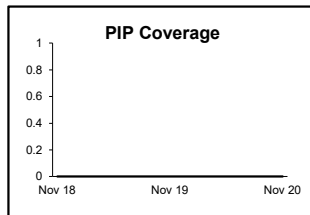
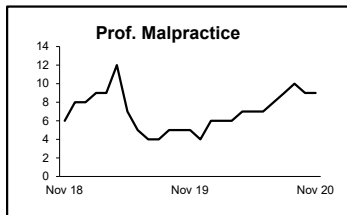
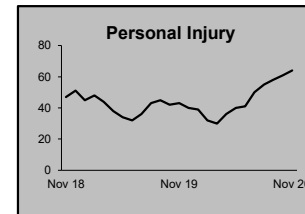
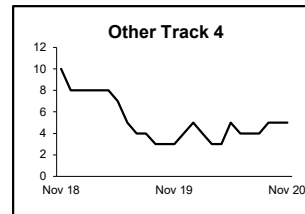
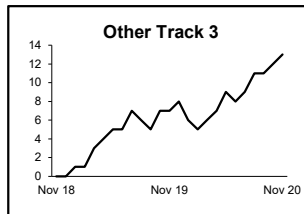
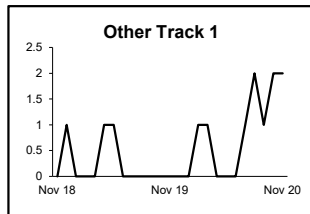
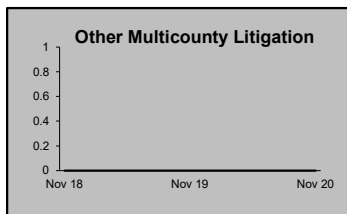
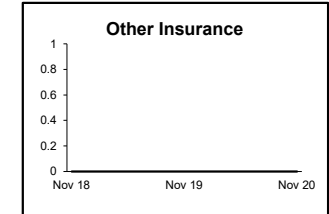

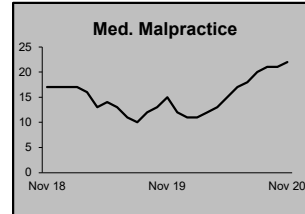
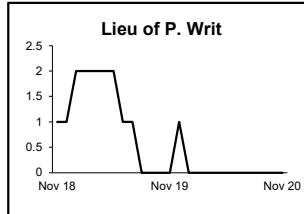
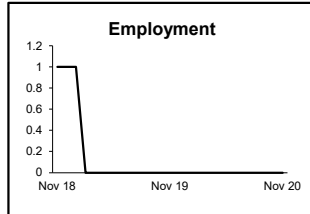
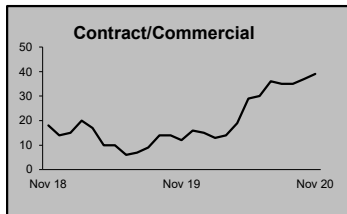
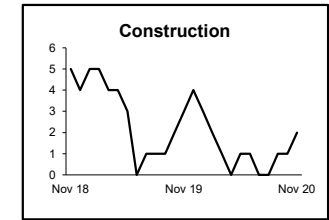
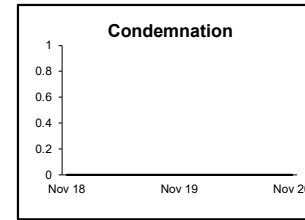
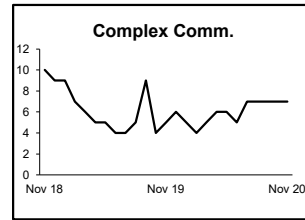
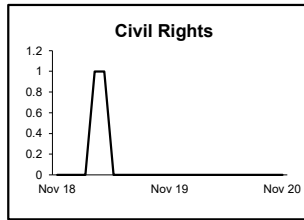
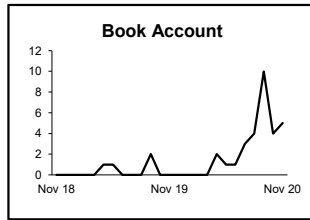
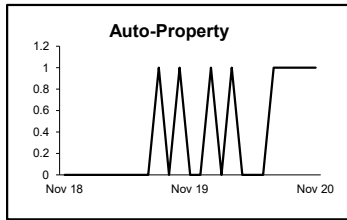
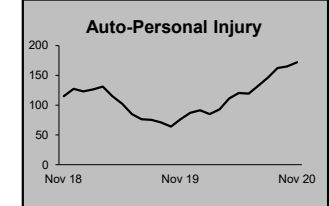
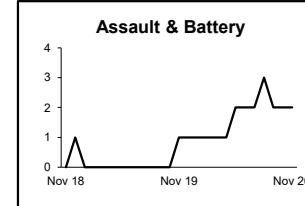
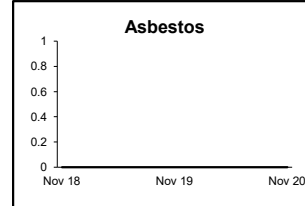

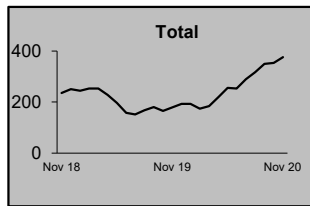
Monthly Resolutions



NOTE: Some Multicounty Litigation (MCL) cases were transferred in November 2014: Atlantic to Bergen = 8,935; Atlantic to Middlesex = 4,070.

**CIVIL BACKLOG BY CASETYPE
NOVEMBER 2020
BURLINGTON**

	Total	Backlog	% chg
Nov 18	236		
Nov 19	179		-24%
Nov 20	376		110%



1) Casetypes with the state's largest backlogs are highlighted.

2) Some Multicounty Litigation (MCL) cases were transferred in November 2014: Atlantic to Bergen = 8,935; Atlantic to Middlesex = 4,070.

**CIVIL CASELOAD SUMMARY BY CASETYPE
JULY 2020 - NOVEMBER 2020
CAMDEN**

	Filings			Resolutions			Clearance		Backlog			Backlog Percent		Backlog Per 100 Monthly Filings		Active Pending		
	Jul 2019	Jul 2020	percent change	Jul 2019	Jul 2020	percent change	Jul 2020 - Nov 2020		Nov 2019	Nov 2020	percent change	Nov 2019	Nov 2020	Nov 2019	Nov 2020	Nov 2019	Nov 2020	percent change
	to Nov 2019	to Nov 2020		number	percent													
Act on Neg Inst	5	2	-60%	5	4	-20%	2	200%	1	0	-100%	17%	0%	109	0	6	3	-50%
Asbestos	0	0	0%	0	0	0%	0	100%	0	0	0%	0%	0%	0	0	0	0	0%
Assault & Bat	3	14	367%	3	0	-100%	-14	0%	1	2	100%	14%	8%	300	141	7	26	271%
Auto - Pers Inj	666	569	-15%	656	580	-12%	11	102%	228	395	73%	13%	21%	176	318	1,819	1,869	3%
Auto - Property	17	26	53%	12	22	83%	-4	85%	0	2		0%	4%	0	38	26	50	92%
Book Account	166	174	5%	208	207	0%	33	119%	4	12	200%	2%	6%	10	36	193	194	1%
Civil Rights	13	10	-23%	10	8	-20%	-2	80%	1	2	100%	6%	12%	48	126	17	17	0%
Complex Comme	10	2	-80%	6	8	33%	6	400%	7	7	0%	33%	47%	467	1,050	21	15	-29%
Condemnation	107	21	-80%	149	60	-60%	39	286%	1	1	0%	2%	6%	5	15	62	16	-74%
Construction	9	5	-44%	17	9	-47%	4	180%	6	1	-83%	32%	8%	327	120	19	12	-37%
Contract/Comme	240	199	-17%	225	241	7%	42	121%	28	44	57%	7%	13%	58	120	397	335	-16%
Employment	7	9	29%	5	8	60%	-1	89%	4	2	-50%	27%	14%	267	150	15	14	-7%
Lieu of P. Writ	5	8	60%	8	7	-13%	-1	88%	1	1	0%	11%	8%	60	71	9	12	33%
Medical Malprac	38	56	47%	52	33	-37%	-23	59%	46	74	61%	24%	32%	521	800	192	234	22%
Name Change	46	64	39%	41	47	15%	-17	73%	0	0	0%	0%	0%	0	0	23	28	22%
Other Insurance	22	19	-14%	8	24	200%	5	126%	1	8	700%	3%	24%	31	209	29	34	17%
Other MCL	0	0	0%	0	0	0%	0	100%	0	0	0%	0%	0%	0	0	0	0	0%
Other Track 1	372	129	-65%	353	142	-60%	13	110%	24	17	-29%	15%	11%	35	42	156	157	1%
Other Track 3	77	70	-9%	81	62	-23%	-8	89%	11	25	127%	6%	12%	74	174	172	207	20%
Other Track 4	5	5	0%	5	4	-20%	-1	80%	4	6	50%	22%	25%	282	514	18	24	33%
Personal Injury	320	243	-24%	276	277	0%	34	114%	126	176	40%	15%	21%	206	320	854	840	-2%
Prod Liability	11	4	-64%	10	6	-40%	2	150%	6	5	-17%	23%	19%	288	375	26	26	0%
Prof Malpractic	23	13	-43%	22	19	-14%	6	146%	8	12	50%	11%	15%	200	351	73	80	10%
PIP Coverage	7	10	43%	5	4	-20%	-6	40%	0	1		0%	7%	0	55	8	14	75%
Real Property	7	7	0%	5	5	0%	-2	71%	2	3	50%	13%	21%	126	212	16	14	-13%
Tort Other	53	48	-9%	55	49	-11%	1	102%	19	19	0%	18%	19%	195	233	107	99	-7%
Toxic Tort	1	0	-100%	0	0	0%	0	100%	0	0	0%	0%	0%	0	0	4	2	-50%
UM/UIJ Bod Inj	62	68	10%	48	54	13%	-14	79%	15	46	207%	8%	21%	126	310	177	214	21%
Total	2,292	1,775	-23%	2,265	1,880	-17%	105	106%	544	861	58%	12%	19%	121	226	4,446	4,536	2%

NOTE: Some Multicounty Litigation (MCL) cases were transferred in November 2014: Atlantic to Bergen = 8,935; Atlantic to Middlesex = 4,070.

CIVIL BACKLOG SUMMARY BY CASETYPE

November 2020

CAMDEN

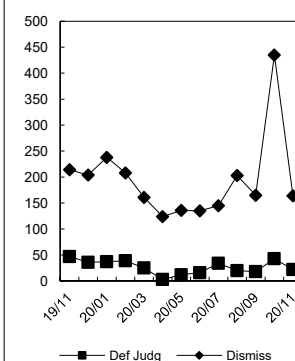
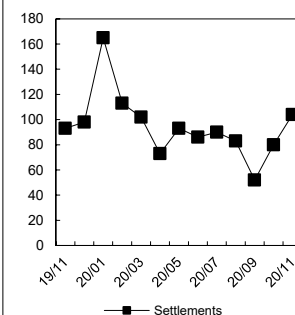
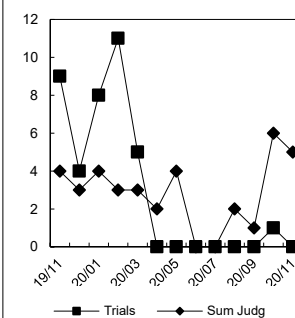
	Cases in Backlog															
	Track 1					Track 2				Track 3			Track 4			Total Backlog
	12 to 18 months	18 to 24 months	24 to 36 months	over 36 months	Total Track 1	18 to 24 months	24 to 36 months	over 36 months	Total Track 2	24 to 36 months	over 36 months	Total Track 3	24 to 36 months	over 36 months	Total Track 4	
Act on Neg Inst	0	0	0	0	0	0	0	0	0	0	0	0	0	0	0	0
Asbestos	0	0	0	0	0	0	0	0	0	0	0	0	0	0	0	0
Assault & Bat	0	0	0	0	0	0	0	0	0	1	1	2	0	0	0	2
Auto - Pers Inj	0	0	0	0	0	225	155	15	395	0	0	0	0	0	0	395
Auto - Property	0	0	0	0	0	1	1	0	2	0	0	0	0	0	0	2
Book Account	10	2	0	0	12	0	0	0	0	0	0	0	0	0	0	12
Civil Rights	0	0	0	0	0	0	0	0	0	1	1	2	0	0	0	2
Complex Comme	0	0	0	0	0	0	0	0	0	0	0	0	4	3	7	7
Condemnation	0	0	0	0	0	0	0	0	0	0	1	1	0	0	0	1
Construction	0	0	0	0	0	0	0	1	1	0	0	0	0	0	0	1
Contract/Comme	1	0	0	0	1	24	19	0	43	0	0	0	0	0	0	44
Employment	0	0	0	0	0	0	2	0	2	0	0	0	0	0	0	2
Lieu of P. Writ	0	0	0	0	0	0	0	0	0	0	0	0	0	1	1	1
Medical Malprac	0	0	0	0	0	0	0	0	0	47	27	74	0	0	0	74
Name Change	0	0	0	0	0	0	0	0	0	0	0	0	0	0	0	0
Other Insurance	6	1	0	1	8	0	0	0	0	0	0	0	0	0	0	8
Other Mass Tort	0	0	0	0	0	0	0	0	0	0	0	0	0	0	0	0
Other Track 1	11	3	3	0	17	0	0	0	0	0	0	0	0	0	0	17
Other Track 3	0	0	0	0	0	0	0	0	0	17	8	25	0	0	0	25
Other Track 4	0	0	0	0	0	0	0	0	0	0	0	0	2	4	6	6
Personal Injury	0	0	0	0	0	103	60	13	176	0	0	0	0	0	0	176
Prod Liability	0	0	0	0	0	0	0	0	0	3	2	5	0	0	0	5
Prof Malpractic	0	0	0	0	0	0	0	0	0	9	3	12	0	0	0	12
PIP Coverage	0	0	1	0	1	0	0	0	0	0	0	0	0	0	0	1
Real Property	0	3	0	0	3	0	0	0	0	0	0	0	0	0	0	3
Tort Other	0	0	0	0	0	7	8	4	19	0	0	0	0	0	0	19
Toxic Tort	0	0	0	0	0	0	0	0	0	0	0	0	0	0	0	0
UM/UIM Bod Inj	0	0	0	0	0	23	22	1	46	0	0	0	0	0	0	46
Total	28	9	4	1	42	383	267	34	684	78	43	121	6	8	14	861

NOTE: Some Multicounty Litigation (MCL) cases were transferred in November 2014: Atlantic to Bergen = 8,935; Atlantic to Middlesex = 4,070.

**CIVIL RESOLUTION SUMMARY BY CASETYPE
JULY 2020 - NOVEMBER 2020
CAMDEN**

	Trial			Summary					Total	Percent resolved by					
	Jury	Nonjury	Total	Judgment	Settlement	Default Judgment	Dismiss	Other		Trial	Sum Jud	Settle	Default J	Dismiss	Other
Act on Neg Inst	0	0	0	0	0	2	2	0	4	0%	0%	0%	50%	50%	0%
Asbestos	0	0	0	0	0	0	0	0	0	0%	0%	0%	0%	0%	0%
Assault & Bat	0	0	0	0	0	0	0	0	0	0%	0%	0%	0%	0%	0%
Auto - Pers Inj	0	0	0	1	153	3	406	17	580	0%	0%	26%	1%	70%	3%
Auto - Property	0	0	0	0	2	9	11	0	22	0%	0%	9%	41%	50%	0%
Book Account	0	0	0	6	32	54	112	3	207	0%	3%	15%	26%	54%	1%
Civil Rights	0	0	0	0	2	0	6	0	8	0%	0%	25%	0%	75%	0%
Complex Commer	0	0	0	0	1	0	7	0	8	0%	0%	13%	0%	88%	0%
Condemnation	0	0	0	1	2	0	10	47	60	0%	2%	3%	0%	17%	78%
Construction	0	0	0	0	2	2	5	0	9	0%	0%	22%	22%	56%	0%
Contract/Commer	0	0	0	3	31	54	147	6	241	0%	1%	13%	22%	61%	2%
Employment	0	0	0	0	1	0	5	2	8	0%	0%	13%	0%	63%	25%
Lieu of P. Writ	0	0	0	0	0	0	5	2	7	0%	0%	0%	0%	71%	29%
Medical Malprac	0	0	0	0	10	0	21	2	33	0%	0%	30%	0%	64%	6%
Name Change	0	0	0	0	0	0	2	45	47	0%	0%	0%	0%	4%	96%
Other Insurance	0	0	0	0	6	0	11	7	24	0%	0%	25%	0%	46%	29%
Other MCL	0	0	0	0	0	0	0	0	0	0%	0%	0%	0%	0%	0%
Other Track 1	0	1	1	1	30	4	69	37	142	1%	1%	21%	3%	49%	26%
Other Track 3	0	0	0	0	17	0	33	12	62	0%	0%	27%	0%	53%	19%
Other Track 4	0	0	0	0	0	0	4	0	4	0%	0%	0%	0%	100%	0%
Personal Injury	0	0	0	1	84	2	172	18	277	0%	0%	30%	1%	62%	6%
Prod Liability	0	0	0	0	2	0	3	1	6	0%	0%	33%	0%	50%	17%
Prof Malpractic	0	0	0	0	5	0	12	2	19	0%	0%	26%	0%	63%	11%
PIP Coverage	0	0	0	0	0	0	4	0	4	0%	0%	0%	0%	100%	0%
Real Property	0	0	0	0	0	2	2	1	5	0%	0%	0%	40%	40%	20%
Tort Other	0	0	0	1	10	4	30	4	49	0%	2%	20%	8%	61%	8%
Toxic Tort	0	0	0	0	0	0	0	0	0	0%	0%	0%	0%	0%	0%
UM/UIB Bod Inj	0	0	0	0	19	1	33	1	54	0%	0%	35%	2%	61%	2%
Total	0	1	1	14	409	137	1,112	207	1,880	0%	1%	22%	7%	59%	11%

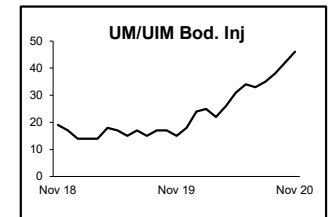
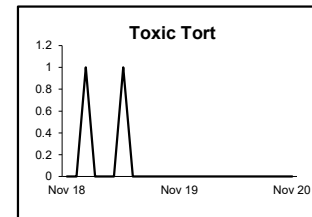
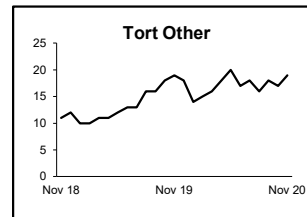
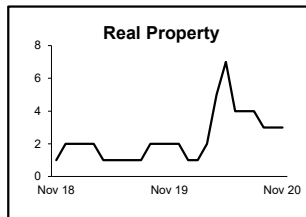
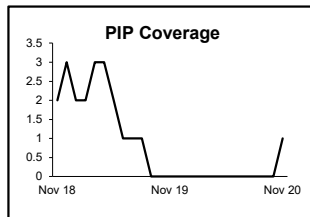
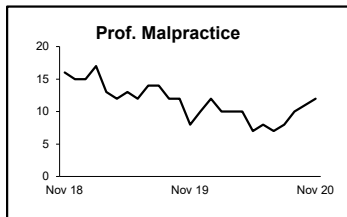
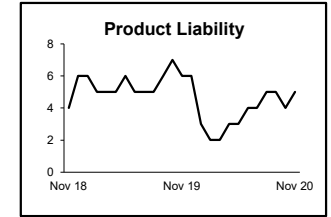
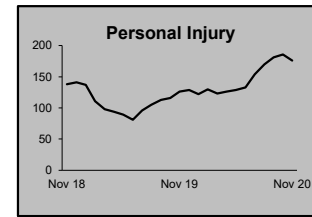
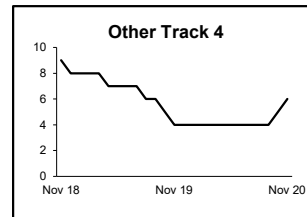
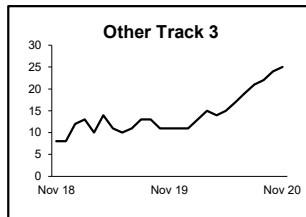
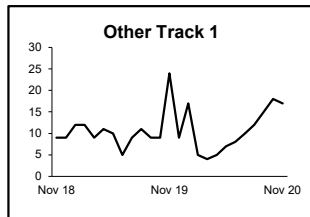
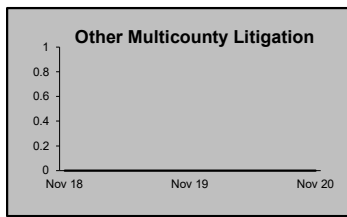
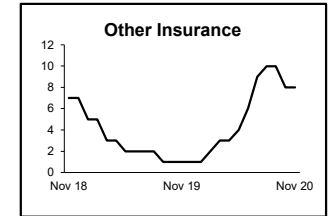

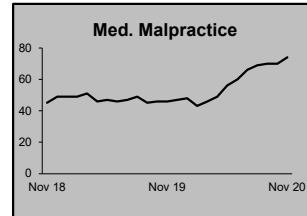
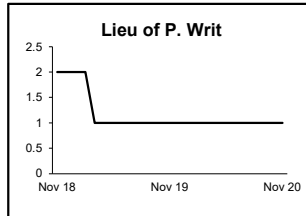
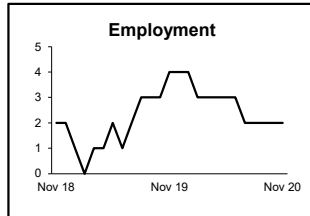
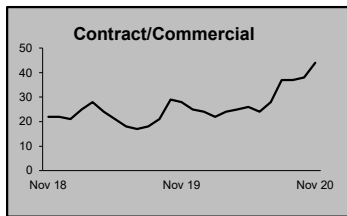
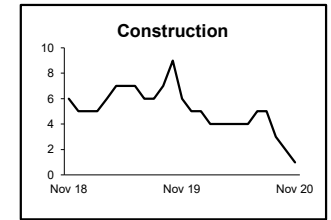
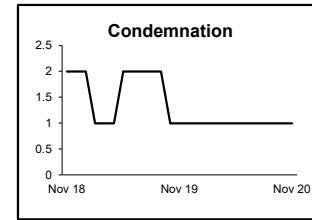
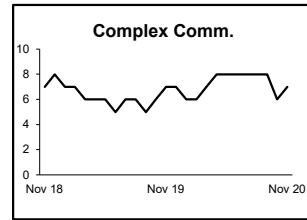
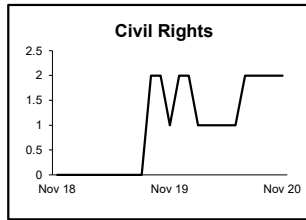
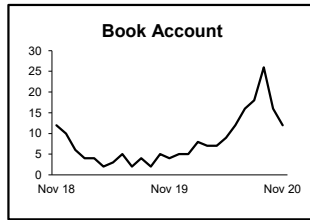
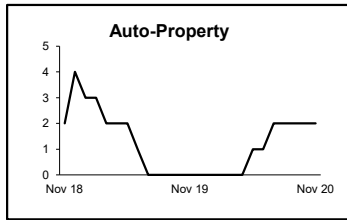
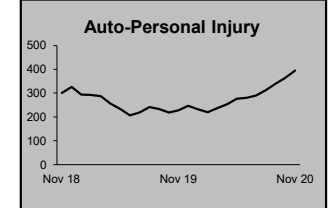
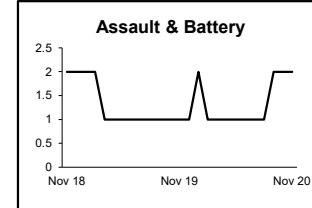
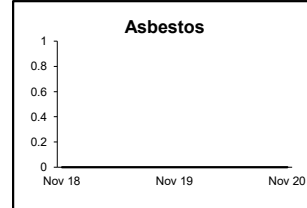
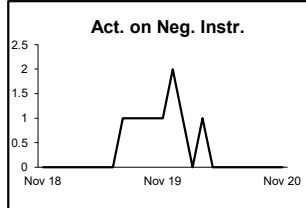
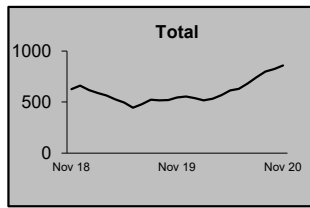
Monthly Resolutions



NOTE: Some Multicounty Litigation (MCL) cases were transferred in November 2014: Atlantic to Bergen = 8,935; Atlantic to Middlesex = 4,070.

**CIVIL BACKLOG BY CASETYPE
NOVEMBER 2020
CAMDEN**

	Total	Backlog	% chg
Nov 18	626		
Nov 19	544		-13%
Nov 20	861		58%



1) Casetypes with the state's largest backlogs are highlighted.

2) Some Multicounty Litigation (MCL) cases were transferred in November 2014: Atlantic to Bergen = 8,935; Atlantic to Middlesex = 4,070.

**CIVIL CASELOAD SUMMARY BY CASETYPE
JULY 2020 - NOVEMBER 2020
CAPE MAY**

	Filings			Resolutions			Clearance		Backlog			Backlog Percent		Backlog Per 100 Monthly Filings		Active Pending		
	Jul 2019	Jul 2020	percent change	Jul 2019	Jul 2020	percent change	Jul 2020 - Nov 2020		Nov 2019	Nov 2020	percent change	Nov 2019	Nov 2020	Nov 2019	Nov 2020	Nov 2019	Nov 2020	percent change
	to Nov 2019	to Nov 2020		number	percent													
Act on Neg Inst	0	1		2	0	-100%	-1	0%	0	0	0%	0%	0%	0	0	1	2	100%
Asbestos	0	0	0%	0	0	0%	0	100%	0	0	0%	0%	0%	0	0	0	0	0%
Assault & Bat	0	2		2	0	-100%	-2	0%	0	1		0%	14%	0	200	1	7	600%
Auto - Pers Inj	34	29	-15%	50	32	-36%	3	110%	13	17	31%	15%	22%	193	319	89	76	-15%
Auto - Property	1	1	0%	3	1	-67%	0	100%	0	0	0%	0%	0%	0	0	2	2	0%
Book Account	28	36	29%	29	22	-24%	-14	61%	0	3		0%	8%	0	55	24	38	58%
Civil Rights	0	3		1	4	300%	1	133%	0	1		0%	13%	0	150	5	8	60%
Complex Comme	1	1	0%	2	2	0%	1	200%	1	2	100%	20%	67%	400	800	5	3	-40%
Condemnation	0	0	0%	0	0	0%	0	100%	0	0	0%	0%	0%	0	0	1	2	100%
Construction	7	6	-14%	7	2	-71%	-4	33%	1	2	100%	10%	15%	100	267	10	13	30%
Contract/Comme	42	33	-21%	45	49	9%	16	148%	10	9	-10%	14%	16%	115	146	71	56	-21%
Employment	0	1		0	1		0	100%	1	0	-100%	100%	0%	0	0	1	1	0%
Lieu of P. Writ	7	5	-29%	3	9	200%	4	180%	1	0	-100%	9%	0%	92	0	11	11	0%
Medical Malprac	3	9	200%	0	2		-7	22%	4	3	-25%	36%	16%	800	257	11	19	73%
Name Change	7	6	-14%	7	8	14%	2	133%	0	0	0%	0%	0%	0	0	3	2	-33%
Other Insurance	7	3	-57%	9	3	-67%	0	100%	2	0	-100%	17%	0%	150	0	12	3	-75%
Other MCL	0	0	0%	0	0	0%	0	100%	0	0	0%	0%	0%	0	0	0	0	0%
Other Track 1	18	16	-11%	22	21	-5%	5	131%	1	4	300%	5%	16%	28	117	19	25	32%
Other Track 3	10	15	50%	9	10	11%	-5	67%	9	10	11%	27%	23%	360	364	33	43	30%
Other Track 4	2	0	-100%	1	1	0%	1	100%	2	0	-100%	25%	0%	343	0	8	3	-63%
Personal Injury	36	36	0%	48	24	-50%	-12	67%	13	23	77%	12%	19%	181	329	108	121	12%
Prod Liability	1	1	0%	2	1	-50%	0	100%	2	2	0%	33%	33%	800	800	6	6	0%
Prof Malpractic	2	3	50%	6	0	-100%	-3	0%	2	2	0%	29%	25%	1,200	800	7	8	14%
PIP Coverage	0	0	0%	1	0	-100%	0	100%	0	0	0%	0%	0%	0	0	0	0	0%
Real Property	5	2	-60%	2	0	-100%	-2	0%	3	2	-33%	43%	40%	600	600	7	5	-29%
Tort Other	9	9	0%	5	9	80%	0	100%	2	8	300%	9%	27%	120	369	23	30	30%
Toxic Tort	0	0	0%	0	0	0%	0	100%	0	0	0%	0%	0%	0	0	0	0	0%
UM/UIM Bod Inj	1	3	200%	3	3	0%	0	100%	2	0	-100%	40%	0%	800	0	5	5	0%
Total	221	221	0%	259	204	-21%	-17	92%	69	89	29%	15%	18%	157	217	463	489	6%

NOTE: Some Multicounty Litigation (MCL) cases were transferred in November 2014: Atlantic to Bergen = 8,935; Atlantic to Middlesex = 4,070.

CIVIL BACKLOG SUMMARY BY CASETYPE

November 2020

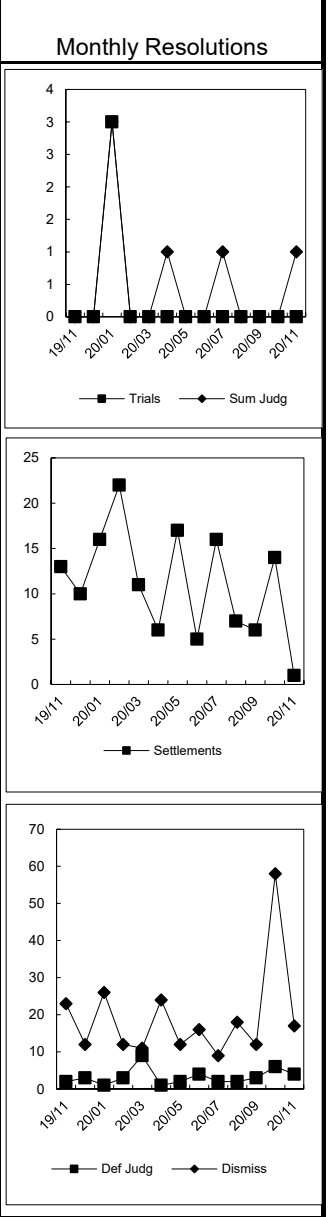
CAPE MAY

	Cases in Backlog															
	Track 1					Track 2				Track 3			Track 4			Total Backlog
	12 to 18 months	18 to 24 months	24 to 36 months	over 36 months	Total Track 1	18 to 24 months	24 to 36 months	over 36 months	Total Track 2	24 to 36 months	over 36 months	Total Track 3	24 to 36 months	over 36 months	Total Track 4	
Act on Neg Inst	0	0	0	0	0	0	0	0	0	0	0	0	0	0	0	0
Asbestos	0	0	0	0	0	0	0	0	0	0	0	0	0	0	0	0
Assault & Bat	0	0	0	0	0	0	0	0	0	1	0	1	0	0	0	0
Auto - Pers Inj	0	0	0	0	0	12	4	1	17	0	0	0	0	0	0	0
Auto - Property	0	0	0	0	0	0	0	0	0	0	0	0	0	0	0	0
Book Account	3	0	0	0	3	0	0	0	0	0	0	0	0	0	0	0
Civil Rights	0	0	0	0	0	0	0	0	0	1	0	1	0	0	0	0
Complex Comme	0	0	0	0	0	0	0	0	0	0	0	0	1	1	2	2
Condemnation	0	0	0	0	0	0	0	0	0	0	0	0	0	0	0	0
Construction	0	0	0	0	0	1	0	1	2	0	0	0	0	0	0	0
Contract/Comme	0	0	0	0	0	3	5	1	9	0	0	0	0	0	0	0
Employment	0	0	0	0	0	0	0	0	0	0	0	0	0	0	0	0
Lieu of P. Writ	0	0	0	0	0	0	0	0	0	0	0	0	0	0	0	0
Medical Malprac	0	0	0	0	0	0	0	0	0	1	2	3	0	0	0	0
Name Change	0	0	0	0	0	0	0	0	0	0	0	0	0	0	0	0
Other Insurance	0	0	0	0	0	0	0	0	0	0	0	0	0	0	0	0
Other Mass Tort	0	0	0	0	0	0	0	0	0	0	0	0	0	0	0	0
Other Track 1	2	2	0	0	4	0	0	0	0	0	0	0	0	0	0	0
Other Track 3	0	0	0	0	0	0	0	0	0	3	7	10	0	0	0	0
Other Track 4	0	0	0	0	0	0	0	0	0	0	0	0	0	0	0	0
Personal Injury	0	0	0	0	0	12	10	1	23	0	0	0	0	0	0	0
Prod Liability	0	0	0	0	0	0	0	0	0	1	1	2	0	0	0	0
Prof Malpractic	0	0	0	0	0	0	0	0	0	2	0	2	0	0	0	0
PIP Coverage	0	0	0	0	0	0	0	0	0	0	0	0	0	0	0	0
Real Property	1	0	1	0	2	0	0	0	0	0	0	0	0	0	0	0
Tort Other	0	0	0	0	0	5	3	0	8	0	0	0	0	0	0	0
Toxic Tort	0	0	0	0	0	0	0	0	0	0	0	0	0	0	0	0
UM/UIM Bod Inj	0	0	0	0	0	0	0	0	0	0	0	0	0	0	0	0
Total	6	2	1	0	9	33	22	4	59	9	10	19	1	1	2	89

NOTE: Some Multicounty Litigation (MCL) cases were transferred in November 2014: Atlantic to Bergen = 8,935; Atlantic to Middlesex = 4,070.

**CIVIL RESOLUTION SUMMARY BY CASETYPE
JULY 2020 - NOVEMBER 2020
CAPE MAY**

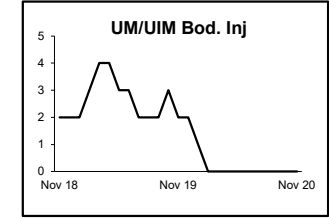
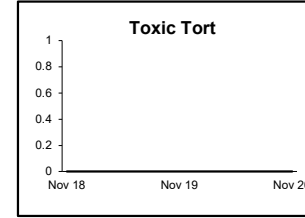
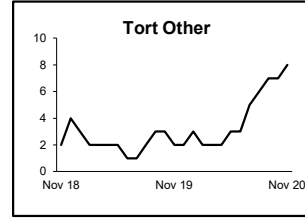
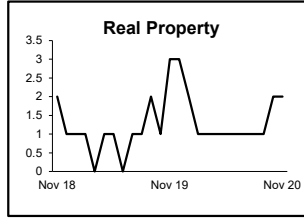
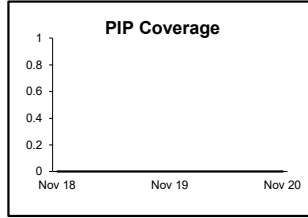
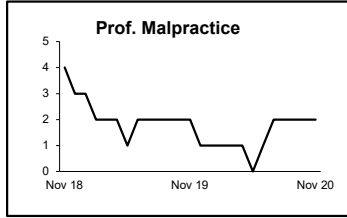
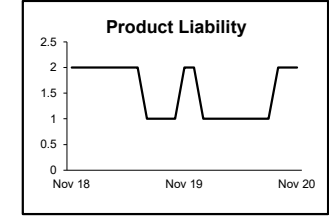
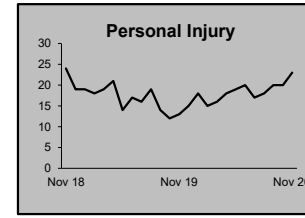
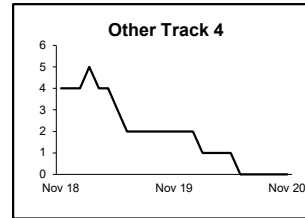
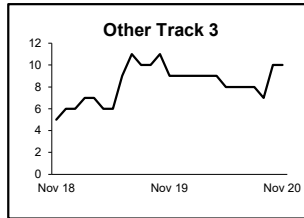
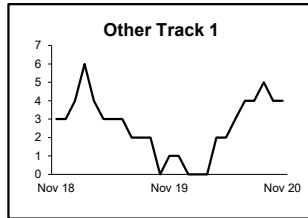
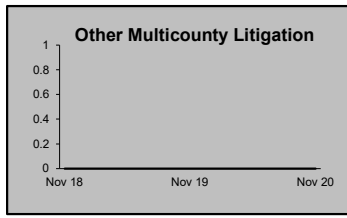
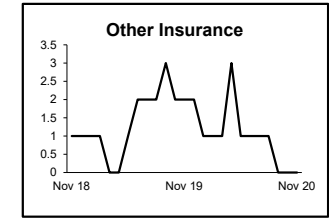

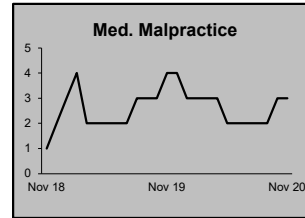
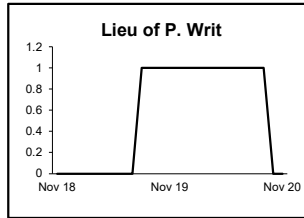
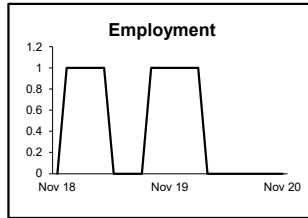
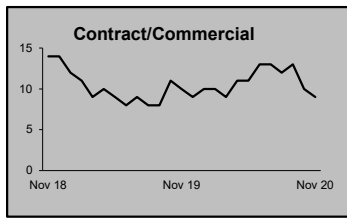
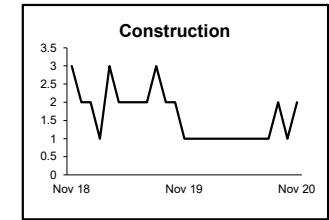
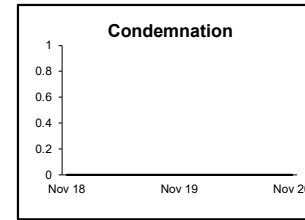
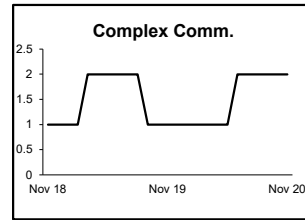
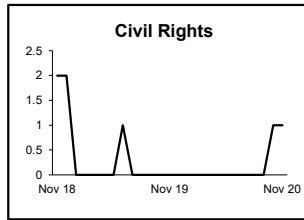
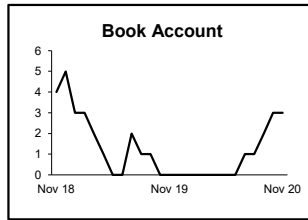
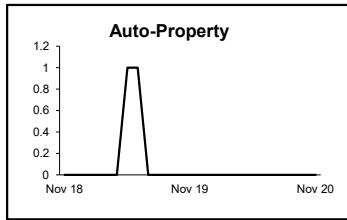
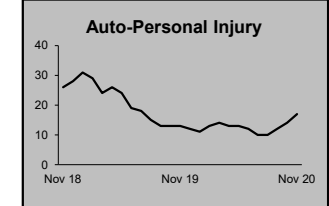
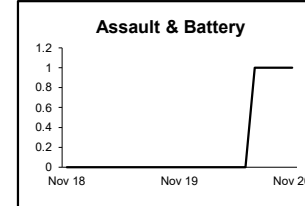
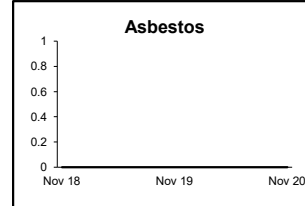

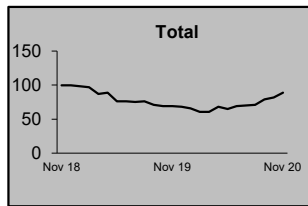
	Trial			Summary					Total	Percent resolved by					
	Jury	Nonjury	Total	Judgment	Settlement	Default Judgment	Dismiss	Other		Trial	Sum Jud	Settle	Default J	Dismiss	Other
Act on Neg Inst	0	0	0	0	0	0	0	0	0	0%	0%	0%	0%	0%	0%
Asbestos	0	0	0	0	0	0	0	0	0	0%	0%	0%	0%	0%	0%
Assault & Bat	0	0	0	0	0	0	0	0	0	0%	0%	0%	0%	0%	0%
Auto - Pers Inj	0	0	0	0	11	0	19	2	32	0%	0%	34%	0%	59%	6%
Auto - Property	0	0	0	0	0	0	1	0	1	0%	0%	0%	0%	100%	0%
Book Account	0	0	0	0	2	9	11	0	22	0%	0%	9%	41%	50%	0%
Civil Rights	0	0	0	0	0	0	2	2	4	0%	0%	0%	0%	50%	50%
Complex Commer	0	0	0	0	0	2	0	0	2	0%	0%	0%	100%	0%	0%
Condemnation	0	0	0	0	0	0	0	0	0	0%	0%	0%	0%	0%	0%
Construction	0	0	0	0	0	0	2	0	2	0%	0%	0%	0%	100%	0%
Contract/Commer	0	0	0	2	5	5	32	5	49	0%	4%	10%	10%	65%	10%
Employment	0	0	0	0	0	0	1	0	1	0%	0%	0%	0%	100%	0%
Lieu of P. Writ	0	0	0	0	0	0	8	1	9	0%	0%	0%	0%	89%	11%
Medical Malprac	0	0	0	0	0	0	1	1	2	0%	0%	0%	0%	50%	50%
Name Change	0	0	0	0	0	0	1	7	8	0%	0%	0%	0%	13%	88%
Other Insurance	0	0	0	0	1	0	1	1	3	0%	0%	33%	0%	33%	33%
Other MCL	0	0	0	0	0	0	0	0	0	0%	0%	0%	0%	0%	0%
Other Track 1	0	0	0	0	5	0	11	5	21	0%	0%	24%	0%	52%	24%
Other Track 3	0	0	0	0	5	0	5	0	10	0%	0%	50%	0%	50%	0%
Other Track 4	0	0	0	0	0	0	1	0	1	0%	0%	0%	0%	100%	0%
Personal Injury	0	0	0	0	11	0	11	2	24	0%	0%	46%	0%	46%	8%
Prod Liability	0	0	0	0	1	0	0	0	1	0%	0%	100%	0%	0%	0%
Prof Malpractic	0	0	0	0	0	0	0	0	0	0%	0%	0%	0%	0%	0%
PIP Coverage	0	0	0	0	0	0	0	0	0	0%	0%	0%	0%	0%	0%
Real Property	0	0	0	0	0	0	0	0	0	0%	0%	0%	0%	0%	0%
Tort Other	0	0	0	0	2	0	7	0	9	0%	0%	22%	0%	78%	0%
Toxic Tort	0	0	0	0	0	0	0	0	0	0%	0%	0%	0%	0%	0%
UM/UIB Bod Inj	0	0	0	0	1	1	0	1	3	0%	0%	33%	33%	0%	33%
Total	0	0	0	2	44	17	114	27	204	0%	1%	22%	8%	56%	13%



NOTE: Some Multicounty Litigation (MCL) cases were transferred in November 2014: Atlantic to Bergen = 8,935; Atlantic to Middlesex = 4,070.

**CIVIL BACKLOG BY CASETYPE
NOVEMBER 2020
CAPE MAY**

	Total	Backlog	% chg
Nov 18	100		
Nov 19	69		-31%
Nov 20	89		29%



1) Casetypes with the state's largest backlogs are highlighted.

2) Some Multicounty Litigation (MCL) cases were transferred in November 2014: Atlantic to Bergen = 8,935; Atlantic to Middlesex = 4,070.

**CIVIL CASELOAD SUMMARY BY CASETYPE
JULY 2020 - NOVEMBER 2020
CUMBERLAND**

	Filings			Resolutions			Clearance		Backlog			Backlog Percent		Backlog Per 100 Monthly Filings		Active Pending		
	Jul 2019	Jul 2020	percent change	Jul 2019	Jul 2020	percent change	Jul 2020 - Nov 2020		Nov 2019	Nov 2020	percent change	Nov 2019	Nov 2020	Nov 2019	Nov 2020	Nov 2019	Nov 2020	percent change
	to Nov 2019	to Nov 2020		to Nov 2019	to Nov 2020		number	percent										
Act on Neg Inst	0	1		0	0	0%	-1	0%	0	0	0%	0%	0%	0	0	0	1	
Asbestos	0	0	0%	0	0	0%	0	100%	0	0	0%	0%	0%	0	0	0	0	0%
Assault & Bat	0	2		3	0	-100%	-2	0%	0	0	0%	0%	0%	0	0	1	5	400%
Auto - Pers Inj	116	105	-9%	123	97	-21%	-8	92%	70	72	3%	21%	22%	311	339	328	329	0%
Auto - Property	4	7	75%	2	3	50%	-4	43%	2	2	0%	20%	12%	267	150	10	17	70%
Book Account	46	29	-37%	51	38	-25%	9	131%	3	2	-33%	6%	4%	34	29	49	45	-8%
Civil Rights	2	6	200%	2	6	200%	0	100%	6	7	17%	46%	37%	1,200	525	13	19	46%
Complex Comme	0	1		0	1		0	100%	1	0	-100%	50%	0%	1,200	0	2	0	-100%
Condemnation	4	2	-50%	1	2	100%	0	100%	0	0	0%	0%	0%	0	0	6	4	-33%
Construction	3	3	0%	3	1	-67%	-2	33%	0	0	0%	0%	0%	0	0	3	6	100%
Contract/Comme	37	41	11%	36	39	8%	-2	95%	4	5	25%	6%	8%	52	74	65	62	-5%
Employment	1	1	0%	0	1		0	100%	0	2		0%	50%	0	800	3	4	33%
Lieu of P. Writ	3	4	33%	0	3		-1	75%	0	0	0%	0%	0%	0	0	4	4	0%
Medical Malprac	4	5	25%	6	0	-100%	-5	0%	3	7	133%	18%	33%	360	840	17	21	24%
Name Change	17	16	-6%	15	10	-33%	-6	63%	0	0	0%	0%	0%	0	0	14	10	-29%
Other Insurance	4	3	-25%	2	0	-100%	-3	0%	2	1	-50%	29%	13%	343	133	7	8	14%
Other MCL	0	0	0%	0	0	0%	0	100%	0	0	0%	0%	0%	0	0	0	0	0%
Other Track 1	35	25	-29%	31	27	-13%	2	108%	5	7	40%	15%	23%	82	150	33	31	-6%
Other Track 3	11	18	64%	20	16	-20%	-2	89%	15	15	0%	29%	22%	545	353	52	67	29%
Other Track 4	2	1	-50%	3	0	-100%	-1	0%	2	1	-50%	50%	25%	800	400	4	4	0%
Personal Injury	52	43	-17%	63	48	-24%	5	112%	39	29	-26%	27%	18%	429	245	146	158	8%
Prod Liability	1	1	0%	2	1	-50%	0	100%	4	3	-25%	50%	43%	1,200	1,200	8	7	-13%
Prof Malpractic	4	2	-50%	4	2	-50%	0	100%	1	4	300%	9%	33%	171	960	11	12	9%
PIP Coverage	1	0	-100%	1	2	100%	2	100%	0	0	0%	0%	0%	0	0	1	1	0%
Real Property	3	2	-33%	1	4	300%	2	200%	1	0	-100%	17%	0%	171	0	6	4	-33%
Tort Other	7	10	43%	8	10	25%	0	100%	3	4	33%	15%	22%	200	209	20	18	-10%
Toxic Tort	0	0	0%	0	0	0%	0	100%	0	0	0%	0%	0%	0	0	0	0	0%
UM/UIIM Bod Inj	7	9	29%	7	8	14%	-1	89%	6	5	-17%	25%	22%	379	273	24	23	-4%
Total	364	337	-7%	384	319	-17%	-18	95%	167	166	-1%	20%	19%			827	860	4%

NOTE: Some Multicounty Litigation (MCL) cases were transferred in November 2014: Atlantic to Bergen = 8,935; Atlantic to Middlesex = 4,070.

CIVIL BACKLOG SUMMARY BY CASETYPE

November 2020

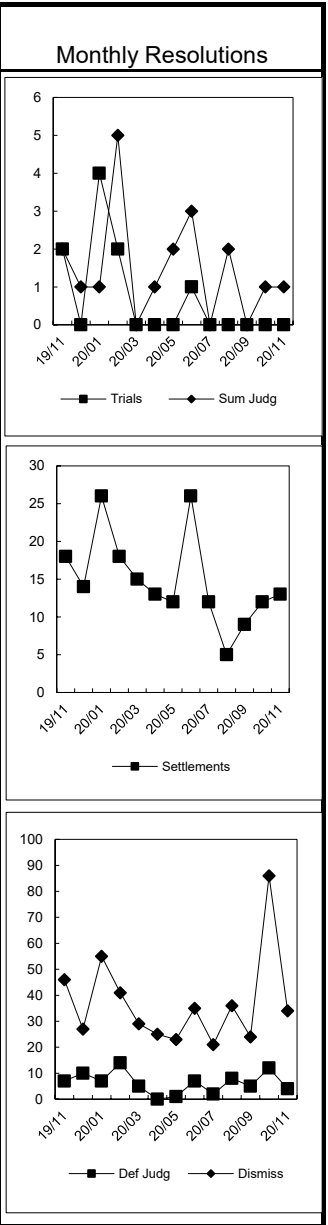
CUMBERLAND

	Cases in Backlog															
	Track 1					Track 2				Track 3			Track 4			Total Backlog
	12 to 18 months	18 to 24 months	24 to 36 months	over 36 months	Total Track 1	18 to 24 months	24 to 36 months	over 36 months	Total Track 2	24 to 36 months	over 36 months	Total Track 3	24 to 36 months	over 36 months	Total Track 4	
Act on Neg Inst	0	0	0	0	0	0	0	0	0	0	0	0	0	0	0	0
Asbestos	0	0	0	0	0	0	0	0	0	0	0	0	0	0	0	0
Assault & Bat	0	0	0	0	0	0	0	0	0	0	0	0	0	0	0	0
Auto - Pers Inj	0	0	0	0	0	42	28	2	72	0	0	0	0	0	0	72
Auto - Property	0	0	0	0	0	1	1	0	2	0	0	0	0	0	0	2
Book Account	2	0	0	0	2	0	0	0	0	0	0	0	0	0	0	2
Civil Rights	0	0	0	0	0	0	0	0	0	2	5	7	0	0	0	7
Complex Comme	0	0	0	0	0	0	0	0	0	0	0	0	0	0	0	0
Condemnation	0	0	0	0	0	0	0	0	0	0	0	0	0	0	0	0
Construction	0	0	0	0	0	0	0	0	0	0	0	0	0	0	0	0
Contract/Comme	0	0	0	0	0	4	1	0	5	0	0	0	0	0	0	5
Employment	0	0	0	0	0	2	0	0	2	0	0	0	0	0	0	2
Lieu of P. Writ	0	0	0	0	0	0	0	0	0	0	0	0	0	0	0	0
Medical Malprac	0	0	0	0	0	0	0	0	0	4	3	7	0	0	0	7
Name Change	0	0	0	0	0	0	0	0	0	0	0	0	0	0	0	0
Other Insurance	0	1	0	0	1	0	0	0	0	0	0	0	0	0	0	1
Other Mass Tort	0	0	0	0	0	0	0	0	0	0	0	0	0	0	0	0
Other Track 1	2	2	1	1	6	0	1	0	1	0	0	0	0	0	0	7
Other Track 3	0	0	0	0	0	0	0	0	0	8	7	15	0	0	0	15
Other Track 4	0	0	0	0	0	0	0	0	0	0	0	0	1	0	1	1
Personal Injury	0	0	0	0	0	15	8	6	29	0	0	0	0	0	0	29
Prod Liability	0	0	0	0	0	0	0	0	0	1	2	3	0	0	0	3
Prof Malpractic	0	0	0	0	0	0	0	0	0	3	1	4	0	0	0	4
PIP Coverage	0	0	0	0	0	0	0	0	0	0	0	0	0	0	0	0
Real Property	0	0	0	0	0	0	0	0	0	0	0	0	0	0	0	0
Tort Other	0	0	0	0	0	2	1	1	4	0	0	0	0	0	0	4
Toxic Tort	0	0	0	0	0	0	0	0	0	0	0	0	0	0	0	0
UM/UIM Bod Inj	0	0	0	0	0	2	3	0	5	0	0	0	0	0	0	5
Total	4	3	1	1	9	68	43	9	120	18	18	36	1	0	1	166

NOTE: Some Multicounty Litigation (MCL) cases were transferred in November 2014: Atlantic to Bergen = 8,935; Atlantic to Middlesex = 4,070.

**CIVIL RESOLUTION SUMMARY BY CASETYPE
JULY 2020 - NOVEMBER 2020
CUMBERLAND**

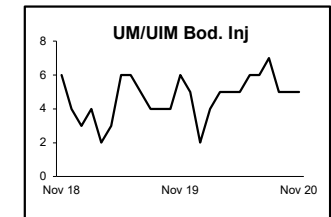
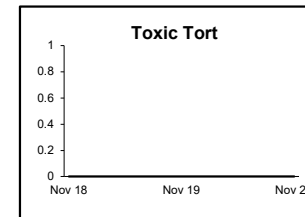
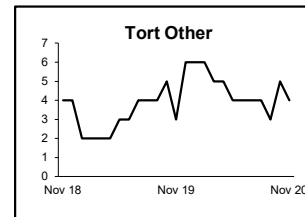
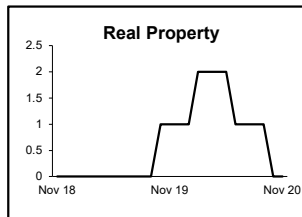
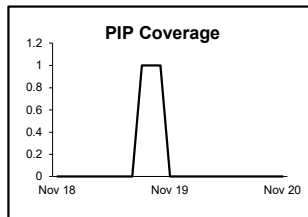
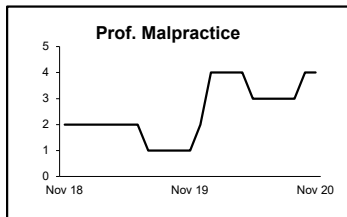
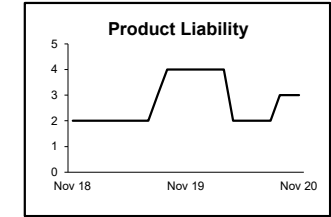
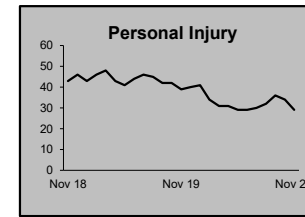
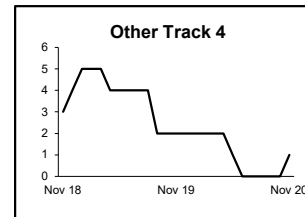
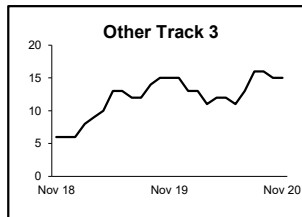
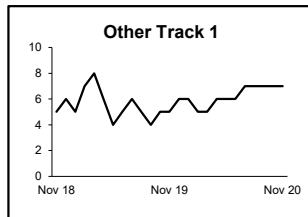
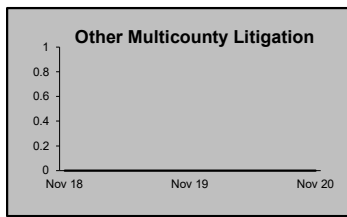
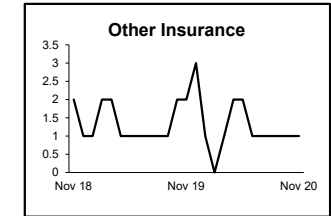
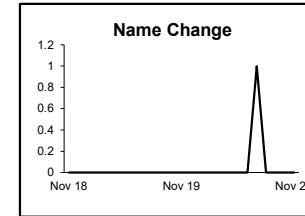
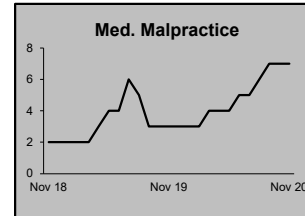
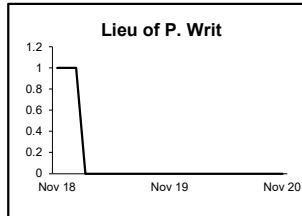
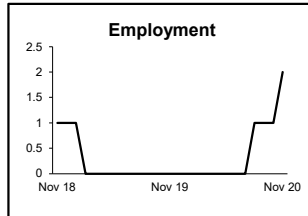
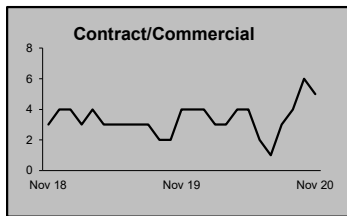
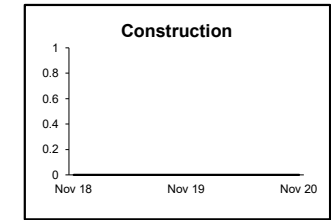
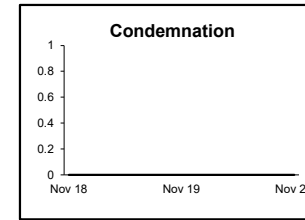
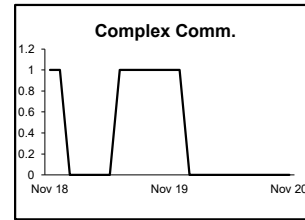
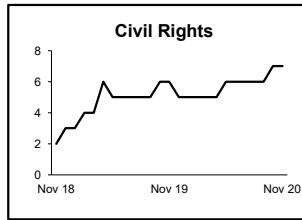
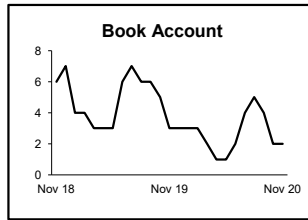
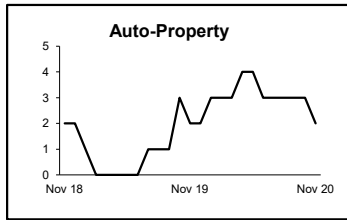
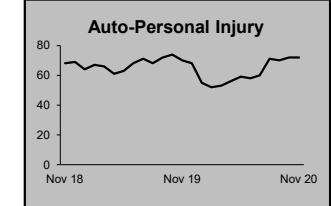
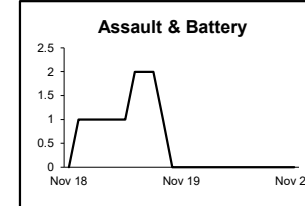
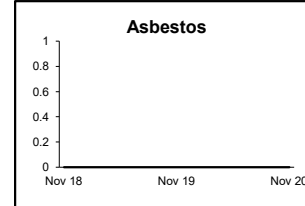

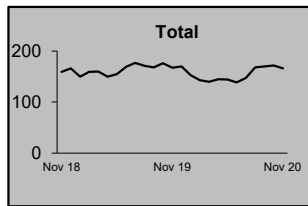
	Trial			Summary					Total	Percent resolved by						Monthly Resolutions
	Jury	Nonjury	Total	Judgment	Settlement	Default Judgment	Dismiss	Other		Trial	Sum Jud	Settle	Default J	Dismiss	Other	
Act on Neg Inst	0	0	0	0	0	0	0	0	0	0%	0%	0%	0%	0%	0%	
Asbestos	0	0	0	0	0	0	0	0	0	0%	0%	0%	0%	0%	0%	
Assault & Bat	0	0	0	0	0	0	0	0	0	0%	0%	0%	0%	0%	0%	
Auto - Pers Inj	0	0	0	1	20	1	73	2	97	0%	1%	21%	1%	75%	2%	
Auto - Property	0	0	0	0	2	1	0	0	3	0%	0%	67%	33%	0%	0%	
Book Account	0	0	0	2	2	14	20	0	38	0%	5%	5%	37%	53%	0%	
Civil Rights	0	0	0	0	0	0	4	2	6	0%	0%	0%	0%	67%	33%	
Complex Commer	0	0	0	0	0	0	0	1	1	0%	0%	0%	0%	0%	100%	
Condemnation	0	0	0	0	0	0	0	2	2	0%	0%	0%	0%	0%	100%	
Construction	0	0	0	0	0	0	1	0	1	0%	0%	0%	0%	100%	0%	
Contract/Commer	0	0	0	0	2	11	25	1	39	0%	0%	5%	28%	64%	3%	
Employment	0	0	0	0	0	0	1	0	1	0%	0%	0%	0%	100%	0%	
Lieu of P. Writ	0	0	0	0	0	0	1	2	3	0%	0%	0%	0%	33%	67%	
Medical Malprac	0	0	0	0	0	0	0	0	0	0%	0%	0%	0%	0%	0%	
Name Change	0	0	0	0	0	0	4	6	10	0%	0%	0%	0%	40%	60%	
Other Insurance	0	0	0	0	0	0	0	0	0	0%	0%	0%	0%	0%	0%	
Other MCL	0	0	0	0	0	0	0	0	0	0%	0%	0%	0%	0%	0%	
Other Track 1	0	0	0	0	6	2	13	6	27	0%	0%	22%	7%	48%	22%	
Other Track 3	0	0	0	0	4	0	10	2	16	0%	0%	25%	0%	63%	13%	
Other Track 4	0	0	0	0	0	0	0	0	0	0%	0%	0%	0%	0%	0%	
Personal Injury	0	0	0	1	10	0	33	4	48	0%	2%	21%	0%	69%	8%	
Prod Liability	0	0	0	0	0	0	1	0	1	0%	0%	0%	0%	100%	0%	
Prof Malpractic	0	0	0	0	0	0	1	1	2	0%	0%	0%	0%	50%	50%	
PIP Coverage	0	0	0	0	0	0	2	0	2	0%	0%	0%	0%	100%	0%	
Real Property	0	0	0	0	0	0	3	1	4	0%	0%	0%	0%	75%	25%	
Tort Other	0	0	0	0	1	1	6	2	10	0%	0%	10%	10%	60%	20%	
Toxic Tort	0	0	0	0	0	0	0	0	0	0%	0%	0%	0%	0%	0%	
UM/UIM Bod Inj	0	0	0	0	4	1	3	0	8	0%	0%	50%	13%	38%	0%	
Total	0	0	0	4	51	31	201	32	319	0%	1%	16%	10%	63%	10%	



NOTE: Some Multicounty Litigation (MCL) cases were transferred in November 2014: Atlantic to Bergen = 8,935; Atlantic to Middlesex = 4,070.

**CIVIL BACKLOG BY CASETYPE
NOVEMBER 2020
CUMBERLAND**

	Total	Backlog	% chg
Nov 18		159	
Nov 19		167	5%
Nov 20		166	-1%



1) Casetypes with the state's largest backlogs are highlighted.

2) Some Multicounty Litigation (MCL) cases were transferred in November 2014: Atlantic to Bergen = 8,935; Atlantic to Middlesex = 4,070.

**CIVIL CASELOAD SUMMARY BY CASETYPE
JULY 2020 - NOVEMBER 2020
ESSEX**

	Filings			Resolutions			Clearance		Backlog			Backlog Percent		Backlog Per 100 Monthly Filings		Active Pending		
	Jul 2019	Jul 2020	percent change	Jul 2019	Jul 2020	percent change	Jul 2020 - Nov 2020		Nov 2019	Nov 2020	percent change	Nov 2019	Nov 2020	Nov 2019	Nov 2020	Nov 2019	Nov 2020	percent change
	to Nov 2019	to Nov 2020		to Nov 2019	to Nov 2020		number	percent										
Act on Neg Inst	17	13	-24%	28	20	-29%	7	154%	2	5	150%	6%	18%	43	162	31	28	-10%
Asbestos	0	0	0%	0	0	0%	0	100%	0	0	0%	0%	0%	0	0	0	0	0%
Assault & Bat	8	18	125%	11	7	-36%	-11	39%	5	4	-20%	26%	7%	316	133	19	59	211%
Auto - Pers Inj	2,021	1,794	-11%	1,629	1,758	8%	-36	98%	1,282	2,014	57%	21%	30%	322	541	6,117	6,744	10%
Auto - Property	74	52	-30%	32	67	109%	15	129%	5	18	260%	5%	17%	47	170	110	108	-2%
Book Account	376	382	2%	339	367	8%	-15	96%	35	86	146%	7%	17%	48	138	476	520	9%
Civil Rights	30	15	-50%	28	28	0%	13	187%	13	19	46%	22%	41%	274	671	60	46	-23%
Complex Comme	13	21	62%	12	11	-8%	-10	52%	20	36	80%	30%	43%	667	1,054	67	83	24%
Condemnation	2	0	-100%	1	1	0%	1	100%	3	5	67%	30%	50%	600	3,000	10	10	0%
Construction	31	32	3%	21	32	52%	0	100%	47	77	64%	32%	47%	627	1,027	146	164	12%
Contract/Comme	367	325	-11%	362	353	-2%	28	109%	61	141	131%	10%	21%	81	242	638	659	3%
Employment	17	10	-41%	18	11	-39%	1	110%	9	12	33%	24%	32%	251	626	37	38	3%
Lieu of P. Writ	11	12	9%	18	9	-50%	-3	75%	6	19	217%	14%	37%	189	760	44	52	18%
Medical Malprac	56	51	-9%	49	54	10%	3	106%	113	166	47%	34%	45%	886	1,403	329	366	11%
Name Change	96	76	-21%	95	77	-19%	1	101%	1	0	-100%	2%	0%	6	0	60	59	-2%
Other Insurance	43	30	-30%	32	32	0%	2	107%	25	30	20%	32%	41%	313	468	79	74	-6%
Other MCL	0	0	0%	0	0	0%	0	100%	0	0	0%	0%	0%	0	0	0	0	0%
Other Track 1	156	146	-6%	164	154	-6%	8	105%	35	71	103%	15%	26%	107	241	228	275	21%
Other Track 3	89	114	28%	102	78	-24%	-36	68%	64	93	45%	19%	24%	313	454	330	381	15%
Other Track 4	18	8	-56%	20	13	-35%	5	163%	27	30	11%	46%	49%	1,013	1,385	59	61	3%
Personal Injury	631	628	0%	633	602	-5%	-26	96%	541	847	57%	24%	33%	387	619	2,235	2,582	16%
Prod Liability	12	12	0%	16	7	-56%	-5	58%	8	16	100%	16%	32%	369	738	50	50	0%
Prof Malpractic	28	23	-18%	26	16	-38%	-7	70%	34	51	50%	30%	41%	692	1,200	112	123	10%
PIP Coverage	16	9	-44%	13	9	-31%	0	100%	2	4	100%	13%	20%	92	209	16	20	25%
Real Property	28	23	-18%	24	24	0%	1	104%	11	20	82%	24%	51%	197	558	46	39	-15%
Tort Other	79	94	19%	88	80	-9%	-14	85%	26	70	169%	14%	27%	143	380	192	258	34%
Toxic Tort	0	2		3	1	-67%	-1	50%	4	7	75%	31%	47%	960	2,100	13	15	15%
UM/UIM Bod Inj	104	100	-4%	93	99	6%	-1	99%	88	118	34%	25%	31%	411	538	349	377	8%
Total	4,323	3,990	-8%	3,857	3,910	1%	-80	98%	2,467	3,959	60%	21%	30%	283	494	11,853	13,191	11%

NOTE: Some Multicounty Litigation (MCL) cases were transferred in November 2014: Atlantic to Bergen = 8,935; Atlantic to Middlesex = 4,070.

CIVIL BACKLOG SUMMARY BY CASETYPE

November 2020

ESSEX

	Cases in Backlog															
	Track 1					Track 2				Track 3			Track 4			Total Backlog
	12 to 18 months	18 to 24 months	24 to 36 months	over 36 months	Total Track 1	18 to 24 months	24 to 36 months	over 36 months	Total Track 2	24 to 36 months	over 36 months	Total Track 3	24 to 36 months	over 36 months	Total Track 4	
Act on Neg Inst	1	3	1	0	5	0	0	0	0	0	0	0	0	0	0	5
Asbestos	0	0	0	0	0	0	0	0	0	0	0	0	0	0	0	0
Assault & Bat	0	0	0	0	0	0	0	0	0	1	3	4	0	0	0	4
Auto - Pers Inj	0	0	0	0	0	877	841	296	2,014	0	0	0	0	0	0	2,014
Auto - Property	0	0	0	0	0	13	5	0	18	0	0	0	0	0	0	18
Book Account	48	25	8	4	85	1	0	0	1	0	0	0	0	0	0	86
Civil Rights	0	0	0	0	0	0	0	0	0	9	10	19	0	0	0	19
Complex Comme	0	0	0	0	0	0	0	0	0	0	0	0	17	19	36	36
Condemnation	0	0	0	0	0	0	0	0	0	1	4	5	0	0	0	5
Construction	0	0	0	0	0	19	30	25	74	0	1	1	2	0	2	77
Contract/Comme	0	0	0	0	0	63	51	27	141	0	0	0	0	0	0	141
Employment	0	0	0	0	0	3	4	5	12	0	0	0	0	0	0	12
Lieu of P. Writ	0	0	0	0	0	0	0	0	0	0	0	0	16	3	19	19
Medical Malprac	0	0	0	0	0	0	0	0	0	86	80	166	0	0	0	166
Name Change	0	0	0	0	0	0	0	0	0	0	0	0	0	0	0	0
Other Insurance	16	4	2	8	30	0	0	0	0	0	0	0	0	0	0	30
Other Mass Tort	0	0	0	0	0	0	0	0	0	0	0	0	0	0	0	0
Other Track 1	24	24	10	5	63	3	3	0	6	1	1	2	0	0	0	71
Other Track 3	0	0	0	0	0	0	0	0	0	53	40	93	0	0	0	93
Other Track 4	0	0	0	0	0	0	0	0	0	0	0	0	10	20	30	30
Personal Injury	0	0	0	0	0	358	343	141	842	4	1	5	0	0	0	847
Prod Liability	0	0	0	0	0	0	0	0	0	11	5	16	0	0	0	16
Prof Malpractic	0	0	0	0	0	0	1	0	1	27	23	50	0	0	0	51
PIP Coverage	1	0	2	1	4	0	0	0	0	0	0	0	0	0	0	4
Real Property	9	2	6	3	20	0	0	0	0	0	0	0	0	0	0	20
Tort Other	0	0	0	0	0	28	33	9	70	0	0	0	0	0	0	70
Toxic Tort	0	0	0	0	0	0	0	0	0	3	4	7	0	0	0	7
UM/UIM Bod Inj	0	0	0	0	0	40	55	22	117	0	1	1	0	0	0	118
Total	99	58	29	21	207	1,405	1,366	525	3,296	196	173	369	45	42	87	3,959

NOTE: Some Multicounty Litigation (MCL) cases were transferred in November 2014: Atlantic to Bergen = 8,935; Atlantic to Middlesex = 4,070.

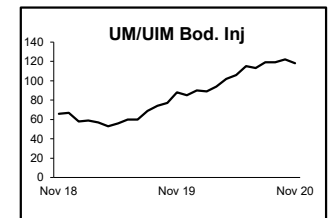
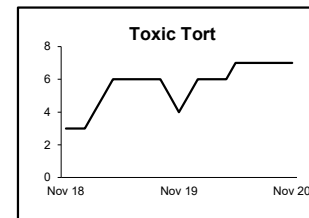
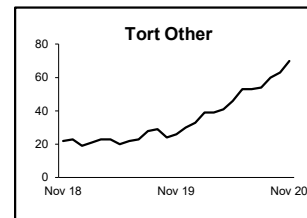
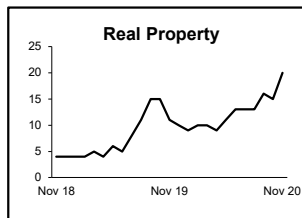
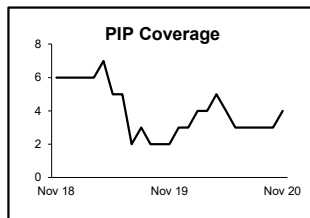
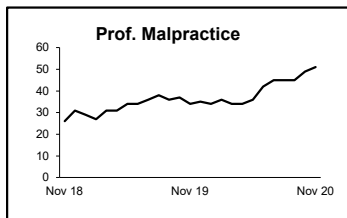
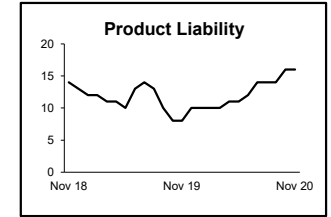
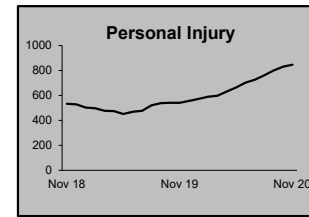
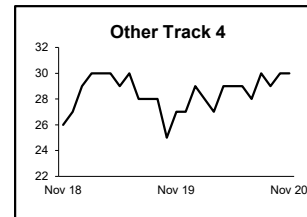
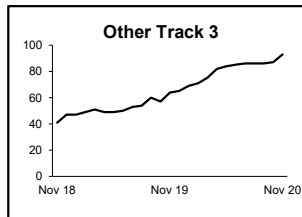
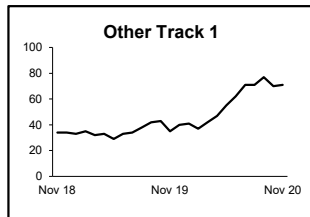
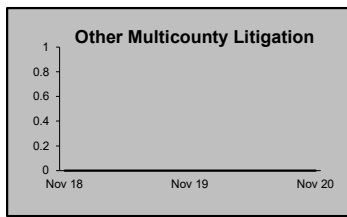
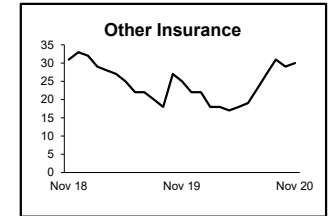
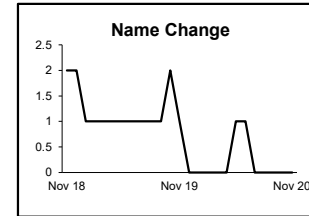
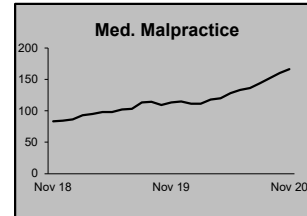
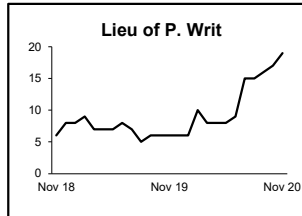
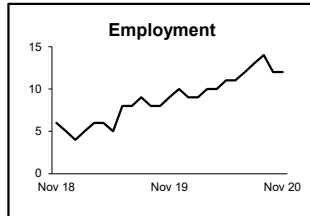
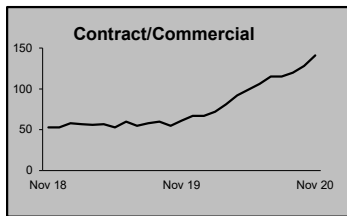
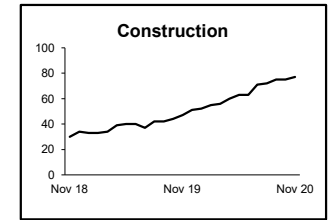
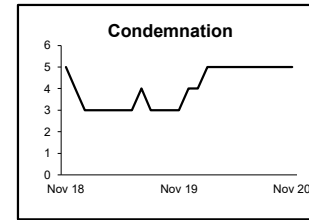
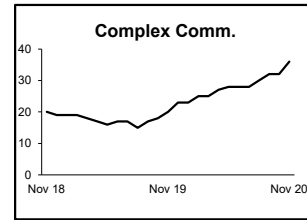
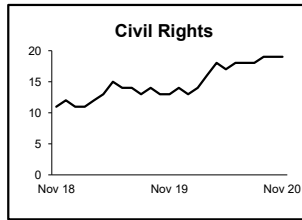
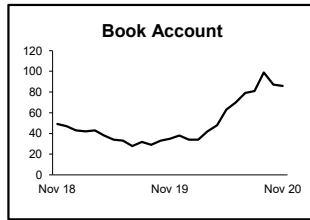
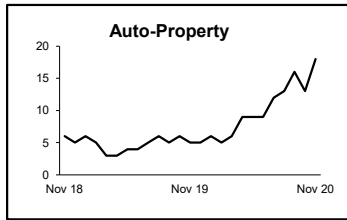
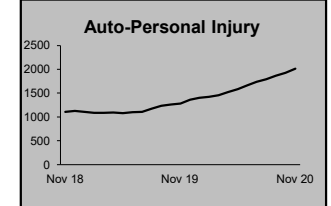
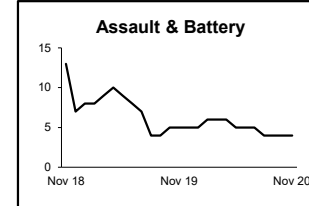
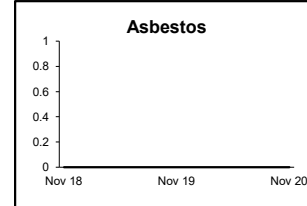
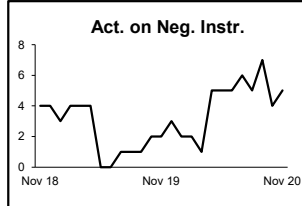
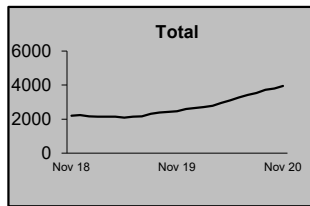
**CIVIL RESOLUTION SUMMARY BY CASETYPE
JULY 2020 - NOVEMBER 2020
ESSEX**

	Trial			Summary					Total	Percent resolved by						Monthly Resolutions
	Jury	Nonjury	Total	Judgment	Settlement	Default Judgment	Dismiss	Other		Trial	Sum Jud	Settle	Default J	Dismiss	Other	
Act on Neg Inst	0	0	0	2	0	3	15	0	20	0%	10%	0%	15%	75%	0%	
Asbestos	0	0	0	0	0	0	0	0	0	0%	0%	0%	0%	0%	0%	
Assault & Bat	0	0	0	0	0	0	5	2	7	0%	0%	0%	0%	71%	29%	
Auto - Pers Inj	0	0	0	8	261	4	1,411	74	1,758	0%	0%	15%	0%	80%	4%	
Auto - Property	0	0	0	3	8	10	46	0	67	0%	4%	12%	15%	69%	0%	
Book Account	0	0	0	21	37	75	230	4	367	0%	6%	10%	20%	63%	1%	
Civil Rights	0	0	0	1	0	0	20	7	28	0%	4%	0%	0%	71%	25%	
Complex Commer	0	0	0	0	0	0	10	1	11	0%	0%	0%	0%	91%	9%	
Condemnation	0	0	0	0	1	0	0	0	1	0%	0%	100%	0%	0%	0%	
Construction	0	0	0	1	3	1	27	0	32	0%	3%	9%	3%	84%	0%	
Contract/Commer	0	0	0	23	21	36	264	9	353	0%	7%	6%	10%	75%	3%	
Employment	0	0	0	1	1	0	9	0	11	0%	9%	9%	0%	82%	0%	
Lieu of P. Writ	0	0	0	0	0	0	9	0	9	0%	0%	0%	0%	100%	0%	
Medical Malprac	0	0	0	0	4	1	43	6	54	0%	0%	7%	2%	80%	11%	
Name Change	0	0	0	0	0	0	20	57	77	0%	0%	0%	0%	26%	74%	
Other Insurance	0	0	0	1	3	0	24	4	32	0%	3%	9%	0%	75%	13%	
Other MCL	0	0	0	0	0	0	0	0	0	0%	0%	0%	0%	0%	0%	
Other Track 1	0	0	0	12	10	7	117	8	154	0%	8%	6%	5%	76%	5%	
Other Track 3	0	0	0	1	11	0	54	12	78	0%	1%	14%	0%	69%	15%	
Other Track 4	0	0	0	2	2	0	9	0	13	0%	15%	15%	0%	69%	0%	
Personal Injury	0	0	0	12	114	2	438	36	602	0%	2%	19%	0%	73%	6%	
Prod Liability	0	0	0	0	0	0	6	1	7	0%	0%	0%	0%	86%	14%	
Prof Malpractic	0	0	0	0	4	0	11	1	16	0%	0%	25%	0%	69%	6%	
PIP Coverage	0	0	0	0	1	0	8	0	9	0%	0%	11%	0%	89%	0%	
Real Property	0	0	0	1	1	2	20	0	24	0%	4%	4%	8%	83%	0%	
Tort Other	0	0	0	4	6	4	60	6	80	0%	5%	8%	5%	75%	8%	
Toxic Tort	0	0	0	0	0	0	1	0	1	0%	0%	0%	0%	100%	0%	
UM/UIB Bod Inj	0	0	0	1	8	2	86	2	99	0%	1%	8%	2%	87%	2%	
Total	0	0	0	94	496	147	2,943	230	3,910	0%	2%	13%	4%	75%	6%	

NOTE: Some Multicounty Litigation (MCL) cases were transferred in November 2014: Atlantic to Bergen = 8,935; Atlantic to Middlesex = 4,070.

**CIVIL BACKLOG BY CASETYPE
NOVEMBER 2020
ESSEX**

	Total	Backlog	% chg
Nov 18		2,202	
Nov 19		2,467	12%
Nov 20		3,959	60%



1) Casetypes with the state's largest backlogs are highlighted.

2) Some Multicounty Litigation (MCL) cases were transferred in November 2014: Atlantic to Bergen = 8,935; Atlantic to Middlesex = 4,070.

**CIVIL CASELOAD SUMMARY BY CASETYPE
JULY 2020 - NOVEMBER 2020
GLOUCESTER**

	Filings			Resolutions			Clearance		Backlog			Backlog Percent		Backlog Per 100 Monthly Filings		Active Pending		
	Jul 2019	Jul 2020	percent change	Jul 2019	Jul 2020	percent change	Jul 2020 - Nov 2020		Nov 2019	Nov 2020	percent change	Nov 2019	Nov 2020	Nov 2019	Nov 2020	Nov 2019	Nov 2020	percent change
	to Nov 2019	to Nov 2020		to Nov 2019	to Nov 2020		number	percent										
Act on Neg Inst	0	0	0%	1	4	300%	4	100%	1	0	-100%	50%	0%	400	0	2	0	-100%
Asbestos	0	0	0%	0	0	0%	0	100%	0	0	0%	0%	0%	0	0	0	0	0%
Assault & Bat	0	2		1	1	0%	-1	50%	0	0	0%	0%	0%	0	0	3	2	-33%
Auto - Pers Inj	169	161	-5%	201	165	-18%	4	102%	72	108	50%	15%	21%	205	309	490	525	7%
Auto - Property	10	14	40%	1	13	>999%	-1	93%	0	1		0%	4%	0	39	15	25	67%
Book Account	79	75	-5%	89	86	-3%	11	115%	3	5	67%	4%	5%	17	33	82	93	13%
Civil Rights	5	3	-40%	7	2	-71%	-1	67%	0	1		0%	11%	0	150	9	9	0%
Complex Comme	0	3		0	1		-2	33%	3	3	0%	50%	43%	1,800	1,200	6	7	17%
Condemnation	0	2		0	0	0%	-2	0%	0	0	0%	0%	0%	0	0	0	3	
Construction	2	3	50%	3	3	0%	0	100%	0	1		0%	10%	0	109	8	10	25%
Contract/Comme	103	90	-13%	99	93	-6%	3	103%	11	16	45%	6%	11%	51	99	170	150	-12%
Employment	0	3		3	1	-67%	-2	33%	1	2	100%	20%	22%	150	343	5	9	80%
Lieu of P. Writ	3	2	-33%	7	7	0%	5	350%	0	0	0%	0%	0%	0	0	5	8	60%
Medical Malprac	14	8	-43%	12	10	-17%	2	125%	10	14	40%	20%	26%	353	700	49	53	8%
Name Change	23	17	-26%	25	15	-40%	-2	88%	0	0	0%	0%	0%	0	0	8	6	-25%
Other Insurance	5	7	40%	2	2	0%	-5	29%	0	3		0%	23%	0	277	6	13	117%
Other MCL	0	0	0%	0	0	0%	0	100%	0	0	0%	0%	0%	0	0	0	0	0%
Other Track 1	57	58	2%	41	50	22%	-8	86%	4	7	75%	6%	10%	35	66	63	73	16%
Other Track 3	32	28	-13%	15	27	80%	-1	96%	5	7	40%	7%	8%	86	104	73	87	19%
Other Track 4	1	5	400%	3	1	-67%	-4	20%	15	13	-13%	63%	50%	2,571	1,733	24	26	8%
Personal Injury	89	85	-4%	93	85	-9%	0	100%	33	54	64%	13%	20%	176	299	252	268	6%
Prod Liability	3	4	33%	1	3	200%	-1	75%	0	2		0%	25%	0	400	7	8	14%
Prof Malpractic	6	4	-33%	3	5	67%	1	125%	3	6	100%	15%	18%	300	360	20	34	70%
PIP Coverage	4	3	-25%	3	4	33%	1	133%	1	1	0%	25%	25%	200	171	4	4	0%
Real Property	7	6	-14%	2	1	-50%	-5	17%	0	1		0%	17%	0	171	10	6	-40%
Tort Other	20	14	-30%	18	16	-11%	2	114%	1	0	-100%	3%	0%	25	0	31	38	23%
Toxic Tort	1	0	-100%	1	0	-100%	0	100%	10	0	-100%	91%	0%	12,000	0	11	0	-100%
UM/UIIM Bod Inj	25	17	-32%	18	13	-28%	-4	76%	4	8	100%	7%	13%	92	200	56	61	9%
Total	658	614	-7%	649	608	-6%	-6	99%	177	253	43%	13%	17%	128	200	1,409	1,518	8%

NOTE: Some Multicounty Litigation (MCL) cases were transferred in November 2014: Atlantic to Bergen = 8,935; Atlantic to Middlesex = 4,070.

CIVIL BACKLOG SUMMARY BY CASETYPE

November 2020

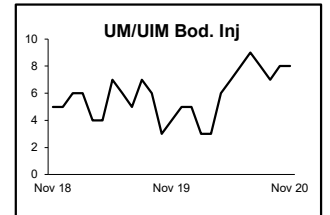
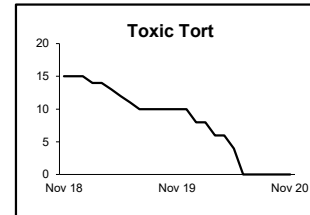
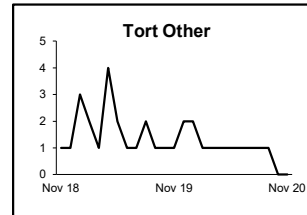
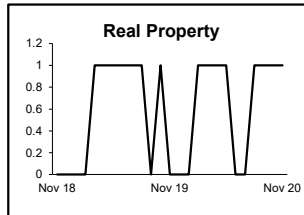
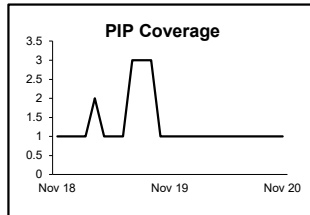
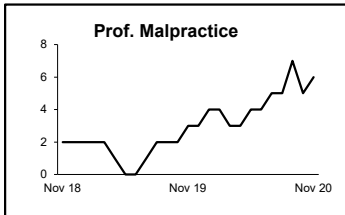
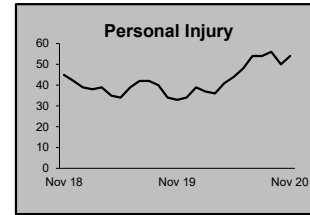
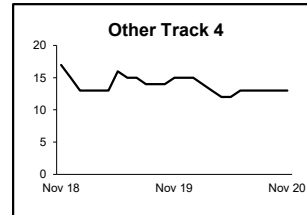
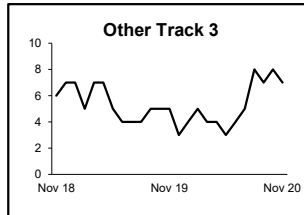
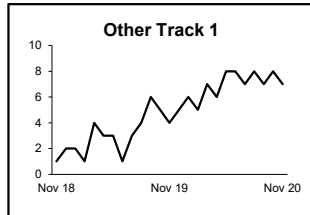
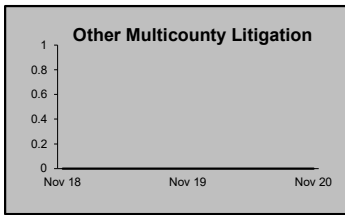
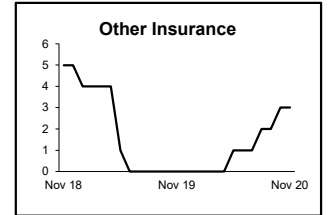

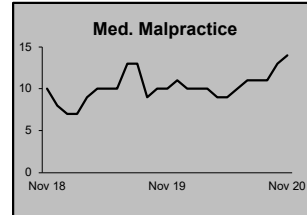
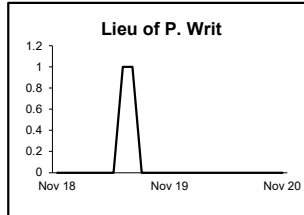
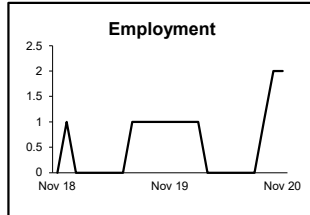
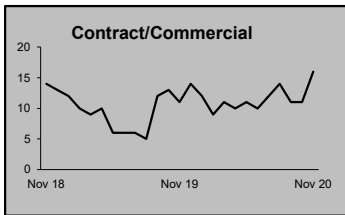
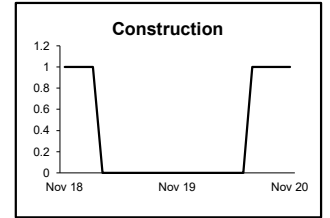
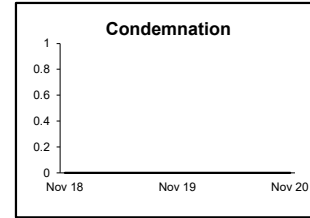
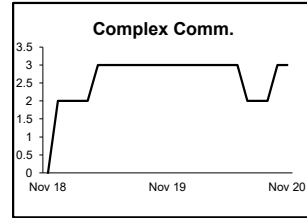
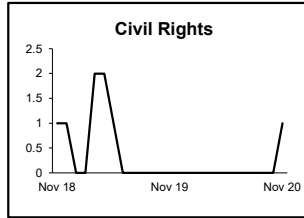
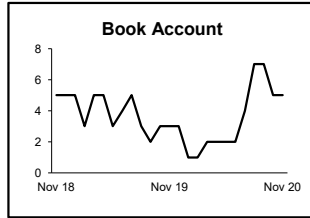
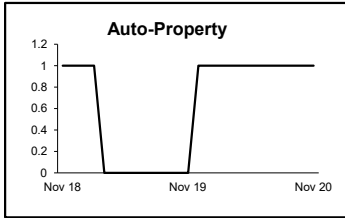
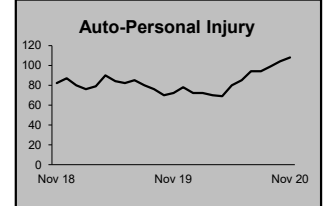
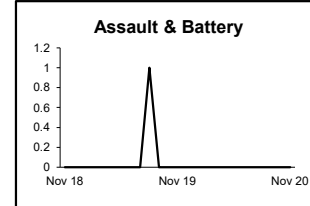
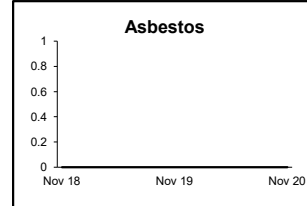
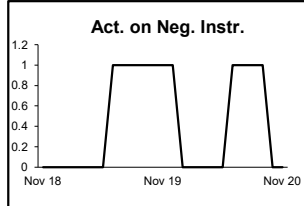
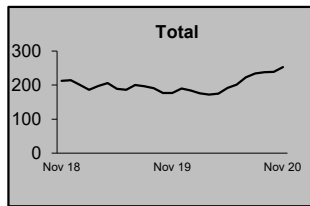
GLOUCESTER

	Cases in Backlog															
	Track 1					Track 2				Track 3			Track 4			Total Backlog
	12 to 18 months	18 to 24 months	24 to 36 months	over 36 months	Total Track 1	18 to 24 months	24 to 36 months	over 36 months	Total Track 2	24 to 36 months	over 36 months	Total Track 3	24 to 36 months	over 36 months	Total Track 4	
Act on Neg Inst	0	0	0	0	0	0	0	0	0	0	0	0	0	0	0	0
Asbestos	0	0	0	0	0	0	0	0	0	0	0	0	0	0	0	0
Assault & Bat	0	0	0	0	0	0	0	0	0	0	0	0	0	0	0	0
Auto - Pers Inj	0	0	0	0	0	66	39	2	107	0	1	1	0	0	0	108
Auto - Property	0	0	0	0	0	0	1	0	1	0	0	0	0	0	0	1
Book Account	3	2	0	0	5	0	0	0	0	0	0	0	0	0	0	5
Civil Rights	0	0	0	0	0	0	0	0	0	1	0	1	0	0	0	1
Complex Comme	0	0	0	0	0	0	0	0	0	0	0	0	1	2	3	3
Condemnation	0	0	0	0	0	0	0	0	0	0	0	0	0	0	0	0
Construction	0	0	0	0	0	1	0	0	1	0	0	0	0	0	0	1
Contract/Comme	0	0	0	0	0	11	4	1	16	0	0	0	0	0	0	16
Employment	0	0	0	0	0	2	0	0	2	0	0	0	0	0	0	2
Lieu of P. Writ	0	0	0	0	0	0	0	0	0	0	0	0	0	0	0	0
Medical Malprac	0	0	0	0	0	0	0	0	0	7	7	14	0	0	0	14
Name Change	0	0	0	0	0	0	0	0	0	0	0	0	0	0	0	0
Other Insurance	2	1	0	0	3	0	0	0	0	0	0	0	0	0	0	3
Other Mass Tort	0	0	0	0	0	0	0	0	0	0	0	0	0	0	0	0
Other Track 1	3	1	2	0	6	1	0	0	1	0	0	0	0	0	0	7
Other Track 3	0	0	0	0	0	0	0	0	0	5	2	7	0	0	0	7
Other Track 4	0	0	0	0	0	0	0	0	0	0	0	0	1	12	13	13
Personal Injury	0	0	0	0	0	25	25	3	53	1	0	1	0	0	0	54
Prod Liability	0	0	0	0	0	0	0	0	0	2	0	2	0	0	0	2
Prof Malpractic	0	0	0	0	0	0	0	0	0	5	1	6	0	0	0	6
PIP Coverage	0	0	1	0	1	0	0	0	0	0	0	0	0	0	0	1
Real Property	1	0	0	0	1	0	0	0	0	0	0	0	0	0	0	1
Tort Other	0	0	0	0	0	0	0	0	0	0	0	0	0	0	0	0
Toxic Tort	0	0	0	0	0	0	0	0	0	0	0	0	0	0	0	0
UM/UIM Bod Inj	0	0	0	0	0	5	3	0	8	0	0	0	0	0	0	8
Total	9	4	3	0	16	111	72	6	189	21	11	32	2	14	16	253

NOTE: Some Multicounty Litigation (MCL) cases were transferred in November 2014: Atlantic to Bergen = 8,935; Atlantic to Middlesex = 4,070.

**CIVIL BACKLOG BY CASETYPE
NOVEMBER 2020
GLOUCESTER**

	Total	Backlog	% chg
Nov 18		212	
Nov 19		177	-17%
Nov 20		253	43%



1) Casetypes with the state's largest backlogs are highlighted.

2) Some Multicounty Litigation (MCL) cases were transferred in November 2014: Atlantic to Bergen = 8,935; Atlantic to Middlesex = 4,070.

**CIVIL CASELOAD SUMMARY BY CASETYPE
JULY 2020 - NOVEMBER 2020
HUDSON**

	Filings			Resolutions			Clearance		Backlog			Backlog Percent		Backlog Per 100 Monthly Filings		Active Pending		
	Jul 2019	Jul 2020	percent change	Jul 2019	Jul 2020	percent change	Jul 2020 - Nov 2020		Nov 2019	Nov 2020	percent change	Nov 2019	Nov 2020	Nov 2019	Nov 2020	Nov 2019	Nov 2020	percent change
	to Nov 2019	to Nov 2020		to Nov 2019	to Nov 2020		number	percent										
Act on Neg Inst	3	1	-67%	6	3	-50%	2	300%	0	2		0%	29%	0	300	5	7	40%
Asbestos	0	0	0%	0	0	0%	0	100%	0	0	0%	0%	0%	0	0	0	0	0%
Assault & Bat	7	9	29%	7	11	57%	2	122%	3	3	0%	14%	11%	171	189	22	27	23%
Auto - Pers Inj	929	938	1%	1,000	840	-16%	-98	90%	300	657	119%	11%	22%	156	340	2,623	2,961	13%
Auto - Property	37	34	-8%	17	34	100%	0	100%	3	5	67%	6%	8%	59	88	51	60	18%
Book Account	219	231	5%	180	247	37%	16	107%	9	20	122%	4%	7%	22	47	247	280	13%
Civil Rights	7	7	0%	7	2	-71%	-5	29%	2	3	50%	13%	23%	141	327	15	13	-13%
Complex Comme	12	8	-33%	8	3	-63%	-5	38%	6	10	67%	22%	37%	313	750	27	27	0%
Condemnation	3	2	-33%	4	1	-75%	-1	50%	1	3	200%	13%	33%	171	720	8	9	13%
Construction	22	14	-36%	16	14	-13%	0	100%	5	12	140%	10%	26%	125	411	49	46	-6%
Contract/Comme	232	238	3%	255	265	4%	27	111%	29	73	152%	7%	16%	55	171	443	447	1%
Employment	8	9	13%	4	9	125%	0	100%	2	6	200%	12%	38%	133	424	17	16	-6%
Lieu of P. Writ	25	23	-8%	30	17	-43%	-6	74%	4	12	200%	9%	23%	79	277	44	52	18%
Medical Malprac	17	19	12%	25	9	-64%	-10	47%	19	22	16%	27%	26%	530	574	70	86	23%
Name Change	64	48	-25%	58	34	-41%	-14	71%	0	0	0%	0%	0%	0	0	37	29	-22%
Other Insurance	25	11	-56%	14	12	-14%	1	109%	1	10	900%	5%	34%	30	364	21	29	38%
Other MCL	0	0	0%	0	0	0%	0	100%	0	0	0%	0%	0%	0	0	0	0	0%
Other Track 1	97	83	-14%	95	63	-34%	-20	76%	10	24	140%	11%	20%	52	152	89	118	33%
Other Track 3	40	40	0%	30	38	27%	-2	95%	7	25	257%	5%	17%	80	280	130	144	11%
Other Track 4	7	6	-14%	11	4	-64%	-2	67%	9	19	111%	26%	49%	540	1,520	34	39	15%
Personal Injury	313	298	-5%	383	321	-16%	23	108%	168	329	96%	15%	28%	233	491	1,097	1,169	7%
Prod Liability	3	6	100%	3	3	0%	-3	50%	5	2	-60%	36%	11%	750	171	14	19	36%
Prof Malpractic	11	6	-45%	10	9	-10%	3	150%	4	9	125%	11%	26%	218	600	36	34	-6%
PIP Coverage	7	7	0%	5	7	40%	0	100%	1	3	200%	10%	25%	71	212	10	12	20%
Real Property	11	16	45%	15	5	-67%	-11	31%	1	2	100%	10%	10%	41	96	10	21	110%
Tort Other	77	65	-16%	60	86	43%	21	132%	18	34	89%	11%	19%	119	234	169	180	7%
Toxic Tort	0	1		0	0	0%	-1	0%	0	0	0%	0%	0%	0	0	0	2	
UM/UIIM Bod Inj	49	40	-18%	47	47	0%	7	118%	12	22	83%	11%	18%	133	287	111	120	8%
Total	2,225	2,160	-3%	2,290	2,084	-9%	-76	96%	619	1,307	111%	12%	22%	135	301	5,379	5,947	11%

NOTE: Some Multicounty Litigation (MCL) cases were transferred in November 2014: Atlantic to Bergen = 8,935; Atlantic to Middlesex = 4,070.

CIVIL BACKLOG SUMMARY BY CASETYPE

November 2020

HUDSON

	Cases in Backlog															
	Track 1					Track 2				Track 3			Track 4			Total Backlog
	12 to 18 months	18 to 24 months	24 to 36 months	over 36 months	Total Track 1	18 to 24 months	24 to 36 months	over 36 months	Total Track 2	24 to 36 months	over 36 months	Total Track 3	24 to 36 months	over 36 months	Total Track 4	
Act on Neg Inst	1	1	0	0	2	0	0	0	0	0	0	0	0	0	0	2
Asbestos	0	0	0	0	0	0	0	0	0	0	0	0	0	0	0	0
Assault & Bat	0	0	0	0	0	0	0	0	0	2	1	3	0	0	0	3
Auto - Pers Inj	0	0	0	0	0	360	280	17	657	0	0	0	0	0	0	657
Auto - Property	0	0	0	0	0	4	1	0	5	0	0	0	0	0	0	5
Book Account	16	2	2	0	20	0	0	0	0	0	0	0	0	0	0	20
Civil Rights	0	0	0	0	0	0	0	0	0	1	2	3	0	0	0	3
Complex Comme	0	0	0	0	0	0	0	0	0	0	0	0	6	4	10	10
Condemnation	0	0	0	0	0	0	0	0	0	2	1	3	0	0	0	3
Construction	0	0	0	0	0	6	6	0	12	0	0	0	0	0	0	12
Contract/Comme	0	0	0	0	0	36	35	2	73	0	0	0	0	0	0	73
Employment	0	0	0	0	0	3	3	0	6	0	0	0	0	0	0	6
Lieu of P. Writ	0	0	0	0	0	0	0	0	0	0	0	0	5	7	12	12
Medical Malprac	0	0	0	0	0	0	0	0	0	16	6	22	0	0	0	22
Name Change	0	0	0	0	0	0	0	0	0	0	0	0	0	0	0	0
Other Insurance	10	0	0	0	10	0	0	0	0	0	0	0	0	0	0	10
Other Mass Tort	0	0	0	0	0	0	0	0	0	0	0	0	0	0	0	0
Other Track 1	12	6	3	1	22	1	1	0	2	0	0	0	0	0	0	24
Other Track 3	0	0	0	0	0	0	0	0	0	24	1	25	0	0	0	25
Other Track 4	0	0	0	0	0	0	0	0	0	0	0	0	14	5	19	19
Personal Injury	0	0	0	0	0	168	134	27	329	0	0	0	0	0	0	329
Prod Liability	0	0	0	0	0	0	0	0	0	2	0	2	0	0	0	2
Prof Malpractic	0	0	0	0	0	0	0	0	0	6	3	9	0	0	0	9
PIP Coverage	1	1	1	0	3	0	0	0	0	0	0	0	0	0	0	3
Real Property	0	2	0	0	2	0	0	0	0	0	0	0	0	0	0	2
Tort Other	0	0	0	0	0	21	11	2	34	0	0	0	0	0	0	34
Toxic Tort	0	0	0	0	0	0	0	0	0	0	0	0	0	0	0	0
UM/UIM Bod Inj	0	0	0	0	0	13	8	1	22	0	0	0	0	0	0	22
Total	40	12	6	1	59	612	479	49	1,140	53	14	67	25	16	41	1,307

NOTE: Some Multicounty Litigation (MCL) cases were transferred in November 2014: Atlantic to Bergen = 8,935; Atlantic to Middlesex = 4,070.

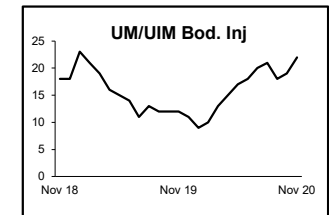
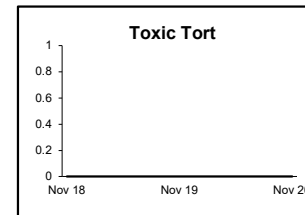
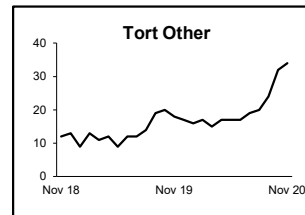
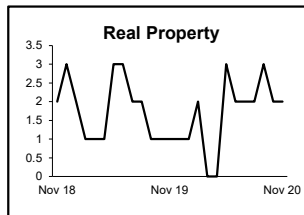
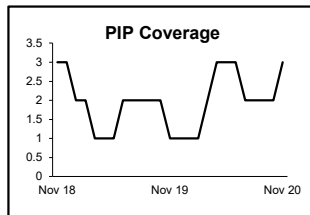
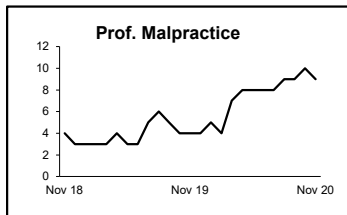
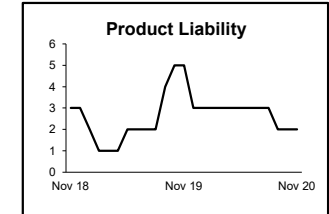
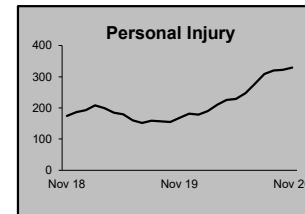
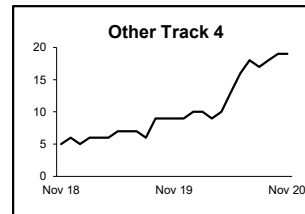
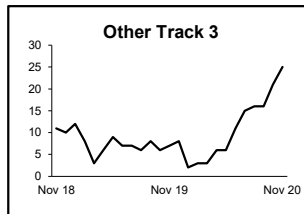
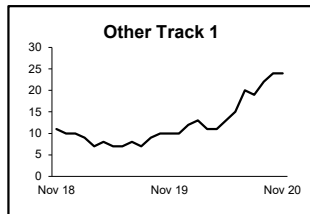
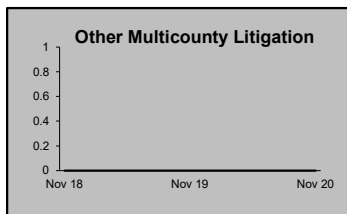
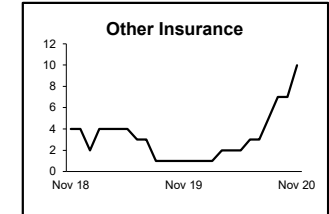

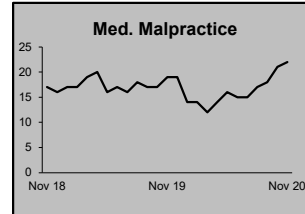
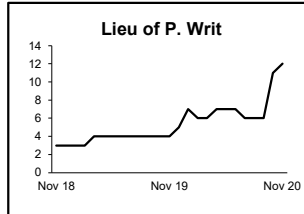
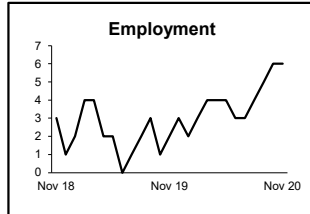
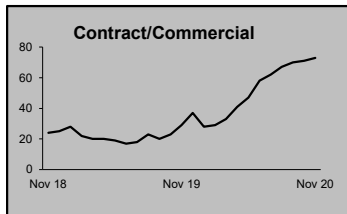
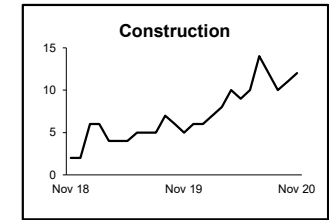
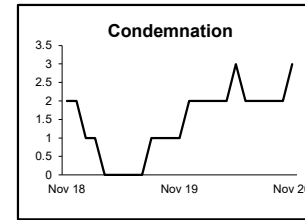
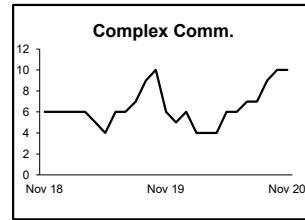
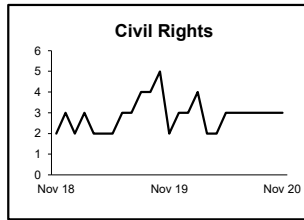
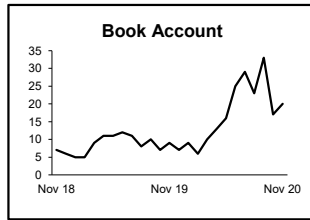
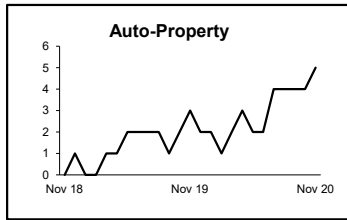
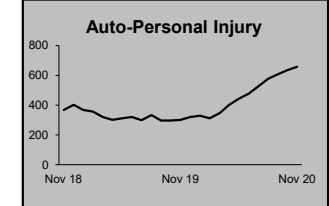
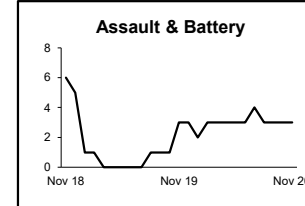
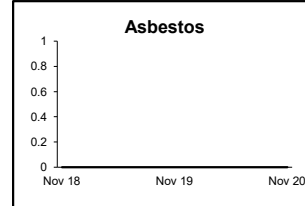
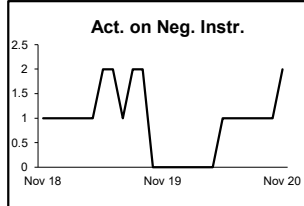
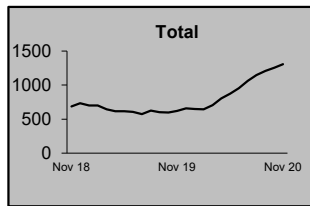
**CIVIL RESOLUTION SUMMARY BY CASETYPE
JULY 2020 - NOVEMBER 2020
HUDSON**

	Trial			Summary					Total	Percent resolved by						Monthly Resolutions
	Jury	Nonjury	Total	Judgment	Settlement	Default Judgment	Dismiss	Other		Trial	Sum Jud	Settle	Default J	Dismiss	Other	
Act on Neg Inst	0	0	0	0	1	1	1	0	3	0%	0%	33%	33%	33%	0%	
Asbestos	0	0	0	0	0	0	0	0	0	0%	0%	0%	0%	0%	0%	
Assault & Bat	0	0	0	0	2	1	6	2	11	0%	0%	18%	9%	55%	18%	
Auto - Pers Inj	0	0	0	7	491	5	311	26	840	0%	1%	58%	1%	37%	3%	
Auto - Property	0	0	0	1	9	11	12	1	34	0%	3%	26%	32%	35%	3%	
Book Account	0	0	0	4	62	51	128	2	247	0%	2%	25%	21%	52%	1%	
Civil Rights	0	0	0	0	0	0	1	1	2	0%	0%	0%	0%	50%	50%	
Complex Commer	0	0	0	0	2	0	0	1	3	0%	0%	67%	0%	0%	33%	
Condemnation	0	0	0	0	0	0	0	1	1	0%	0%	0%	0%	0%	100%	
Construction	0	0	0	0	5	0	9	0	14	0%	0%	36%	0%	64%	0%	
Contract/Commer	0	1	1	5	70	41	142	6	265	0%	2%	26%	15%	54%	2%	
Employment	0	0	0	0	2	1	3	3	9	0%	0%	22%	11%	33%	33%	
Lieu of P. Writ	0	1	1	0	9	0	6	1	17	6%	0%	53%	0%	35%	6%	
Medical Malprac	0	0	0	0	2	0	7	0	9	0%	0%	22%	0%	78%	0%	
Name Change	0	0	0	0	0	0	0	34	34	0%	0%	0%	0%	0%	100%	
Other Insurance	0	0	0	1	4	1	5	1	12	0%	8%	33%	8%	42%	8%	
Other MCL	0	0	0	0	0	0	0	0	0	0%	0%	0%	0%	0%	0%	
Other Track 1	0	0	0	0	20	3	12	28	63	0%	0%	32%	5%	19%	44%	
Other Track 3	0	0	0	2	22	0	9	5	38	0%	5%	58%	0%	24%	13%	
Other Track 4	0	0	0	0	3	1	0	0	4	0%	0%	75%	25%	0%	0%	
Personal Injury	0	0	0	11	171	6	118	15	321	0%	3%	53%	2%	37%	5%	
Prod Liability	0	0	0	0	1	0	1	1	3	0%	0%	33%	0%	33%	33%	
Prof Malpractic	0	0	0	0	7	0	1	1	9	0%	0%	78%	0%	11%	11%	
PIP Coverage	0	0	0	0	4	0	3	0	7	0%	0%	57%	0%	43%	0%	
Real Property	0	0	0	0	3	0	1	1	5	0%	0%	60%	0%	20%	20%	
Tort Other	0	0	0	1	19	8	51	7	86	0%	1%	22%	9%	59%	8%	
Toxic Tort	0	0	0	0	0	0	0	0	0	0%	0%	0%	0%	0%	0%	
UM/UIB Bod Inj	0	0	0	0	27	1	18	1	47	0%	0%	57%	2%	38%	2%	
Total	0	2	2	32	936	131	845	138	2,084	0%	2%	45%	6%	41%	7%	

NOTE: Some Multicounty Litigation (MCL) cases were transferred in November 2014: Atlantic to Bergen = 8,935; Atlantic to Middlesex = 4,070.

**CIVIL BACKLOG BY CASETYPE
NOVEMBER 2020
HUDSON**

	Total	Backlog	% chg
Nov 18		686	
Nov 19		619	-10%
Nov 20		1,307	111%



1) Casetypes with the state's largest backlogs are highlighted.

2) Some Multicounty Litigation (MCL) cases were transferred in November 2014: Atlantic to Bergen = 8,935; Atlantic to Middlesex = 4,070.

**CIVIL CASELOAD SUMMARY BY CASETYPE
JULY 2020 - NOVEMBER 2020
HUNTERDON**

	Filings			Resolutions			Clearance		Backlog			Backlog Percent		Backlog Per 100 Monthly Filings		Active Pending		
	Jul 2019	Jul 2020	percent change	Jul 2019	Jul 2020	percent change	Jul 2020 - Nov 2020		Nov 2019	Nov 2020	percent change	Nov 2019	Nov 2020	Nov 2019	Nov 2020	Nov 2019	Nov 2020	percent change
	to Nov 2019	to Nov 2020		number	percent													
Act on Neg Inst	0	1		0	2		1	200%	0	0	0%	0%	0%	0	0	0	0	0%
Asbestos	0	0	0%	0	0	0%	0	100%	0	0	0%	0%	0%	0	0	0	0	0%
Assault & Bat	0	0	0%	0	0	0%	0	100%	0	1		0%	100%	0		1	1	0%
Auto - Pers Inj	39	44	13%	37	26	-30%	-18	59%	13	29	123%	12%	25%	171	424	107	117	9%
Auto - Property	2	2	0%	0	1		-1	50%	0	0	0%	0%	0%	0	0	2	3	50%
Book Account	49	50	2%	36	52	44%	2	104%	0	5		0%	10%	0	50	47	52	11%
Civil Rights	0	0	0%	0	0	0%	0	100%	2	13	550%	13%	76%	480	15,600	16	17	6%
Complex Comme	3	4	33%	1	3	200%	-1	75%	1	1	0%	25%	14%	400	171	4	7	75%
Condemnation	0	0	0%	0	0	0%	0	100%	0	0	0%	0%	0%	0	0	0	0	0%
Construction	1	2	100%	3	6	100%	4	300%	2	2	0%	29%	33%	343	300	7	6	-14%
Contract/Comme	43	47	9%	51	38	-25%	-9	81%	1	8	700%	1%	9%	11	92	70	86	23%
Employment	2	0	-100%	1	2	100%	2	100%	0	0	0%	0%	0%	0	0	4	0	-100%
Lieu of P. Writ	4	1	-75%	5	6	20%	5	600%	0	1		0%	13%	0	171	9	8	-11%
Medical Malprac	5	7	40%	4	2	-50%	-5	29%	2	7	250%	10%	23%	185	560	21	30	43%
Name Change	17	13	-24%	19	7	-63%	-6	54%	0	1		0%	13%	0	44	8	8	0%
Other Insurance	3	6	100%	2	4	100%	-2	67%	0	2		0%	25%	0	200	3	8	167%
Other MCL	0	0	0%	0	0	0%	0	100%	0	0	0%	0%	0%	0	0	0	0	0%
Other Track 1	27	13	-52%	21	8	-62%	-5	62%	1	2	100%	6%	13%	20	75	16	15	-6%
Other Track 3	3	9	200%	3	7	133%	-2	78%	3	6	100%	15%	26%	240	400	20	23	15%
Other Track 4	1	1	0%	2	0	-100%	-1	0%	2	1	-50%	29%	25%	800	600	7	4	-43%
Personal Injury	20	20	0%	17	16	-6%	-4	80%	13	25	92%	18%	30%	289	600	71	82	15%
Prod Liability	0	1		1	1	0%	0	100%	0	0	0%	0%	0%	0	0	1	2	100%
Prof Malpractic	0	4		2	2	0%	-2	50%	3	5	67%	27%	38%	900	750	11	13	18%
PIP Coverage	2	5	150%	1	1	0%	-4	20%	0	0	0%	0%	0%	0	0	1	4	300%
Real Property	3	2	-33%	0	0	0%	-2	0%	0	0	0%	0%	0%	0	0	4	2	-50%
Tort Other	13	5	-62%	8	6	-25%	1	120%	0	3		0%	17%	0	225	17	18	6%
Toxic Tort	0	1		0	0	0%	-1	0%	0	0	0%	0%	0%	0	0	0	1	
UM/UIIM Bod Inj	0	1		2	1	-50%	0	100%	2	0	-100%	33%	0%	600	0	6	3	-50%
Total	237	239	1%	216	191	-12%	-48	80%	45	112	149%	10%	22%	97	254	453	510	13%

NOTE: Some Multicounty Litigation (MCL) cases were transferred in November 2014: Atlantic to Bergen = 8,935; Atlantic to Middlesex = 4,070.

CIVIL BACKLOG SUMMARY BY CASETYPE

November 2020

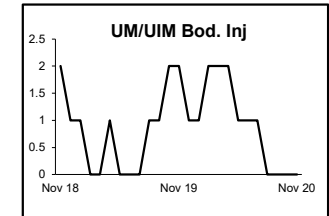
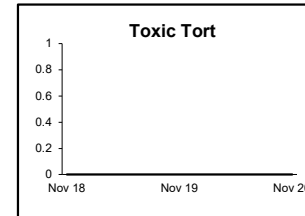
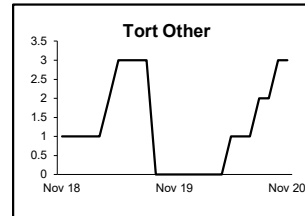
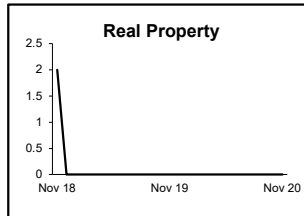
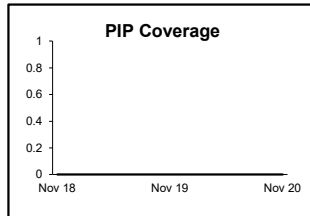
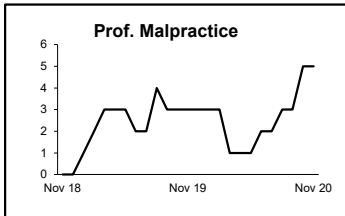
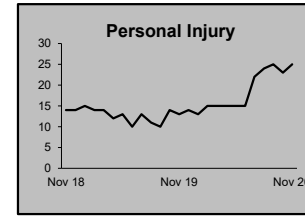
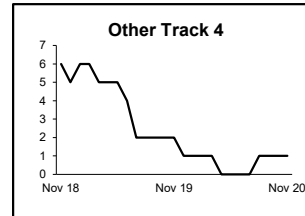
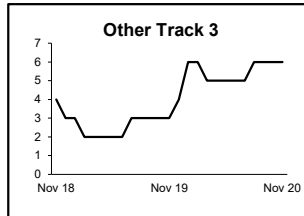
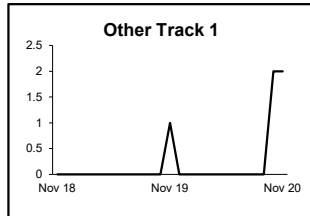
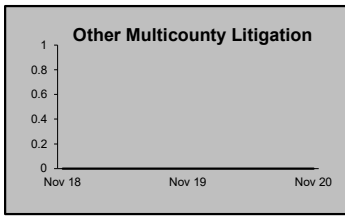
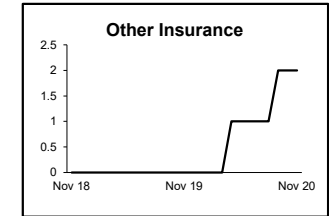

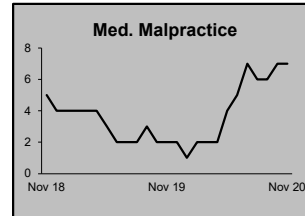
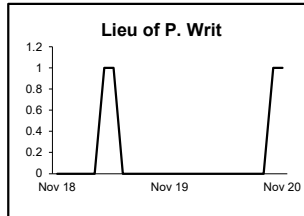
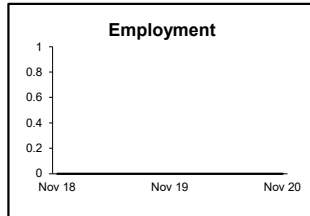
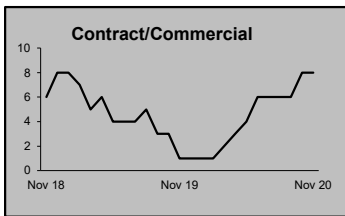
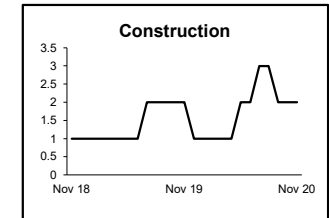
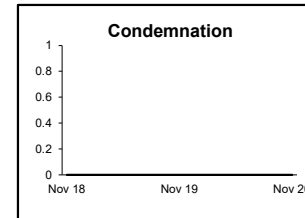
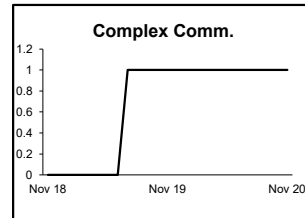
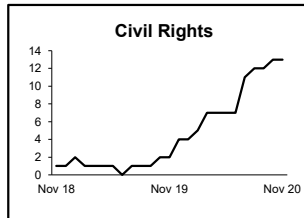
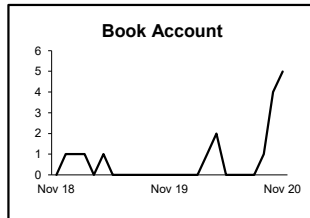

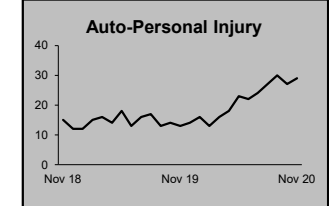
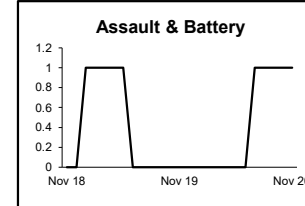
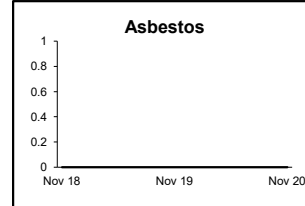

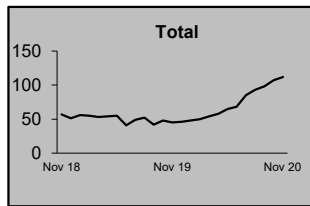
HUNTERDON

	Cases in Backlog															
	Track 1					Track 2				Track 3			Track 4			Total Backlog
	12 to 18 months	18 to 24 months	24 to 36 months	over 36 months	Total Track 1	18 to 24 months	24 to 36 months	over 36 months	Total Track 2	24 to 36 months	over 36 months	Total Track 3	24 to 36 months	over 36 months	Total Track 4	
Act on Neg Inst	0	0	0	0	0	0	0	0	0	0	0	0	0	0	0	0
Asbestos	0	0	0	0	0	0	0	0	0	0	0	0	0	0	0	0
Assault & Bat	0	0	0	0	0	0	0	0	0	1	0	1	0	0	0	0
Auto - Pers Inj	0	0	0	0	0	15	12	2	29	0	0	0	0	0	0	0
Auto - Property	0	0	0	0	0	0	0	0	0	0	0	0	0	0	0	0
Book Account	5	0	0	0	5	0	0	0	0	0	0	0	0	0	0	0
Civil Rights	0	0	0	0	0	0	0	0	0	11	2	13	0	0	0	0
Complex Comme	0	0	0	0	0	0	0	0	0	0	0	0	0	1	1	1
Condemnation	0	0	0	0	0	0	0	0	0	0	0	0	0	0	0	0
Construction	0	0	0	0	0	1	0	1	2	0	0	0	0	0	0	0
Contract/Comme	0	0	0	0	0	5	3	0	8	0	0	0	0	0	0	0
Employment	0	0	0	0	0	0	0	0	0	0	0	0	0	0	0	0
Lieu of P. Writ	0	0	0	0	0	0	0	0	0	0	0	0	1	0	1	1
Medical Malprac	0	0	0	0	0	0	0	0	0	6	1	7	0	0	0	0
Name Change	1	0	0	0	1	0	0	0	0	0	0	0	0	0	0	0
Other Insurance	1	1	0	0	2	0	0	0	0	0	0	0	0	0	0	0
Other Mass Tort	0	0	0	0	0	0	0	0	0	0	0	0	0	0	0	0
Other Track 1	2	0	0	0	2	0	0	0	0	0	0	0	0	0	0	0
Other Track 3	0	0	0	0	0	0	0	0	0	2	4	6	0	0	0	0
Other Track 4	0	0	0	0	0	0	0	0	0	0	0	0	0	1	1	1
Personal Injury	0	0	0	0	0	15	8	2	25	0	0	0	0	0	0	0
Prod Liability	0	0	0	0	0	0	0	0	0	0	0	0	0	0	0	0
Prof Malpractic	0	0	0	0	0	0	0	0	0	4	1	5	0	0	0	0
PIP Coverage	0	0	0	0	0	0	0	0	0	0	0	0	0	0	0	0
Real Property	0	0	0	0	0	0	0	0	0	0	0	0	0	0	0	0
Tort Other	0	0	0	0	0	1	1	0	2	1	0	1	0	0	0	0
Toxic Tort	0	0	0	0	0	0	0	0	0	0	0	0	0	0	0	0
UM/UIM Bod Inj	0	0	0	0	0	0	0	0	0	0	0	0	0	0	0	0
Total	9	1	0	0	10	37	24	5	66	25	8	33	1	2	3	112

NOTE: Some Multicounty Litigation (MCL) cases were transferred in November 2014: Atlantic to Bergen = 8,935; Atlantic to Middlesex = 4,070.

**CIVIL BACKLOG BY CASETYPE
NOVEMBER 2020
HUNTERDON**

	Total	Backlog	% chg
Nov 18		57	
Nov 19		45	-21%
Nov 20		112	149%



1) Casetypes with the state's largest backlogs are highlighted.

2) Some Multicounty Litigation (MCL) cases were transferred in November 2014: Atlantic to Bergen = 8,935; Atlantic to Middlesex = 4,070.

**CIVIL CASELOAD SUMMARY BY CASETYPE
JULY 2020 - NOVEMBER 2020
MERCER**

	Filings			Resolutions			Clearance		Backlog			Backlog Percent		Backlog Per 100 Monthly Filings		Active Pending		
	Jul 2019	Jul 2020	percent change	Jul 2019	Jul 2020	percent change	Jul 2020 - Nov 2020		Nov 2019	Nov 2020	percent change	Nov 2019	Nov 2020	Nov 2019	Nov 2020	Nov 2019	Nov 2020	percent change
	to Nov 2019	to Nov 2020		number	percent													
Act on Neg Inst	3	1	-67%	3	2	-33%	1	200%	0	0	0%	0%	0%	0	0	3	2	-33%
Asbestos	0	0	0%	0	0	0%	0	100%	0	0	0%	0%	0%	0	0	0	0	0%
Assault & Bat	1	9	800%	1	3	200%	-6	33%	5	10	100%	36%	31%	1,200	1,091	14	32	129%
Auto - Pers Inj	309	292	-6%	362	276	-24%	-16	95%	233	272	17%	22%	27%	355	441	1,041	1,012	-3%
Auto - Property	16	19	19%	15	12	-20%	-7	63%	2	3	50%	8%	8%	67	90	24	36	50%
Book Account	116	120	3%	88	128	45%	8	107%	0	5		0%	4%	0	22	122	133	9%
Civil Rights	15	13	-13%	27	13	-52%	0	100%	5	13	160%	16%	30%	136	422	31	43	39%
Complex Comm	5	4	-20%	4	7	75%	3	175%	8	10	25%	40%	45%	873	800	20	22	10%
Condemnation	0	0	0%	3	1	-67%	1	100%	2	3	50%	40%	75%	3,600		5	4	-20%
Construction	5	5	0%	9	5	-44%	0	100%	7	8	14%	30%	33%	525	505	23	24	4%
Contract/Comm	141	126	-11%	145	111	-23%	-15	88%	26	42	62%	11%	17%	92	191	234	249	6%
Employment	7	1	-86%	6	7	17%	6	700%	0	3		0%	30%	0	400	15	10	-33%
Lieu of P. Writ	17	8	-53%	14	15	7%	7	188%	0	1		0%	4%	0	36	25	24	-4%
Medical Malprac	19	22	16%	14	11	-21%	-11	50%	22	29	32%	25%	27%	562	633	88	107	22%
Name Change	29	37	28%	27	23	-15%	-14	62%	0	0	0%	0%	0%	0	0	13	21	62%
Other Insurance	21	17	-19%	16	19	19%	2	112%	2	9	350%	5%	21%	41	235	37	42	14%
Other MCL	0	4		0	4		0	100%	0	0	0%	0%	0%	0	0	0	0	0%
Other Track 1	94	87	-7%	88	73	-17%	-14	84%	1	9	800%	1%	7%	5	48	77	125	62%
Other Track 3	46	57	24%	50	32	-36%	-25	56%	31	60	94%	20%	28%	326	554	157	214	36%
Other Track 4	5	3	-40%	12	6	-50%	3	200%	11	11	0%	46%	50%	1,200	1,015	24	22	-8%
Personal Injury	150	148	-1%	161	118	-27%	-30	80%	107	161	50%	21%	30%	341	538	511	539	5%
Prod Liability	1	2	100%	3	2	-33%	0	100%	4	3	-25%	33%	27%	686	720	12	11	-8%
Prof Malpractic	6	9	50%	13	3	-77%	-6	33%	18	16	-11%	32%	28%	745	873	56	58	4%
PIP Coverage	2	3	50%	1	5	400%	2	167%	0	0	0%	0%	0%	0	0	3	3	0%
Real Property	4	6	50%	6	5	-17%	-1	83%	0	0	0%	0%	0%	0	0	6	6	0%
Tort Other	31	37	19%	32	35	9%	-2	95%	14	13	-7%	20%	18%	221	200	69	74	7%
Toxic Tort	0	0	0%	1	0	-100%	0	100%	1	0	-100%	100%	0%	0	0	1	1	0%
UM/UIB Bod Inj	22	20	-9%	30	13	-57%	-7	65%	6	21	250%	9%	26%	136	458	65	82	26%
Total	1,065	1,050	-1%	1,131	929	-18%	-121	88%	505	702	39%	19%	24%	228	334	2,676	2,896	8%

NOTE: Some Multicounty Litigation (MCL) cases were transferred in November 2014: Atlantic to Bergen = 8,935; Atlantic to Middlesex = 4,070.

CIVIL BACKLOG SUMMARY BY CASETYPE

November 2020

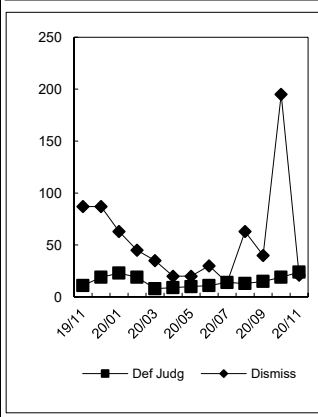
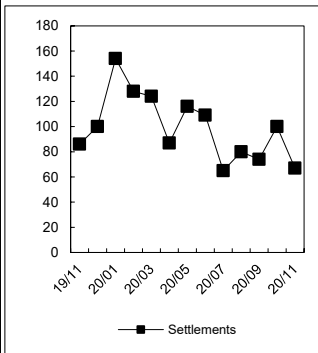
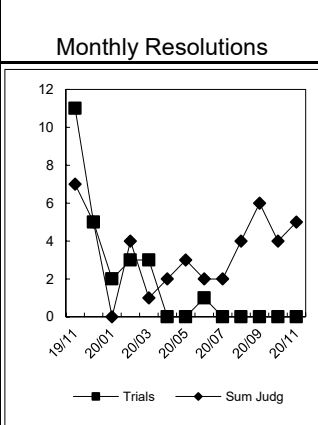
MERCER

	Cases in Backlog																
	Track 1					Track 2				Track 3			Track 4			Total Backlog	
	12 to 18 months	18 to 24 months	24 to 36 months	over 36 months	Total Track 1	18 to 24 months	24 to 36 months	over 36 months	Total Track 2	24 to 36 months	over 36 months	Total Track 3	24 to 36 months	over 36 months	Total Track 4		
Act on Neg Inst	0	0	0	0	0	0	0	0	0	0	0	0	0	0	0	0	0
Asbestos	0	0	0	0	0	0	0	0	0	0	0	0	0	0	0	0	0
Assault & Bat	0	0	0	0	0	0	0	0	0	0	5	5	10	0	0	0	0
Auto - Pers Inj	0	0	0	0	0	135	115	22	272	0	0	0	0	0	0	0	0
Auto - Property	0	0	0	0	0	2	1	0	3	0	0	0	0	0	0	0	
Book Account	5	0	0	0	5	0	0	0	0	0	0	0	0	0	0	0	
Civil Rights	0	0	0	0	0	0	0	0	0	10	3	13	0	0	0	0	
Complex Comme	0	0	0	0	0	0	0	0	0	0	0	0	2	8	10	0	
Condemnation	0	0	0	0	0	0	0	0	0	3	0	3	0	0	0	0	
Construction	0	0	0	0	0	4	2	2	8	0	0	0	0	0	0	0	
Contract/Comme	0	0	0	0	0	16	19	7	42	0	0	0	0	0	0	0	
Employment	0	0	0	0	0	2	1	0	3	0	0	0	0	0	0	0	
Lieu of P. Writ	0	0	0	0	0	0	0	0	0	0	0	0	1	0	1	0	
Medical Malprac	0	0	0	0	0	0	0	0	0	15	14	29	0	0	0	0	
Name Change	0	0	0	0	0	0	0	0	0	0	0	0	0	0	0	0	
Other Insurance	4	0	0	0	4	2	2	0	4	0	0	0	0	1	1	0	
Other Mass Tort	0	0	0	0	0	0	0	0	0	0	0	0	0	0	0	0	
Other Track 1	7	0	0	0	7	2	0	0	2	0	0	0	0	0	0	0	
Other Track 3	0	0	0	0	0	0	0	0	0	36	24	60	0	0	0	0	
Other Track 4	0	0	0	0	0	0	0	0	0	0	0	0	5	6	11	0	
Personal Injury	0	0	0	0	0	84	53	23	160	0	0	0	0	1	1	0	
Prod Liability	0	0	0	0	0	0	0	0	0	2	1	3	0	0	0	0	
Prof Malpractic	0	0	0	0	0	0	0	0	0	7	9	16	0	0	0	0	
PIP Coverage	0	0	0	0	0	0	0	0	0	0	0	0	0	0	0	0	
Real Property	0	0	0	0	0	0	0	0	0	0	0	0	0	0	0	0	
Tort Other	0	0	0	0	0	4	8	1	13	0	0	0	0	0	0	0	
Toxic Tort	0	0	0	0	0	0	0	0	0	0	0	0	0	0	0	0	
UM/UIM Bod Inj	0	0	0	0	0	12	7	2	21	0	0	0	0	0	0	0	
Total	16	0	0	0	16	263	208	57	528	78	56	134	8	16	24	702	

NOTE: Some Multicounty Litigation (MCL) cases were transferred in November 2014: Atlantic to Bergen = 8,935; Atlantic to Middlesex = 4,070.

**CIVIL RESOLUTION SUMMARY BY CASETYPE
JULY 2020 - NOVEMBER 2020
MERCER**

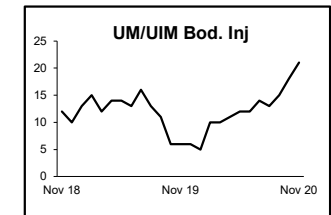
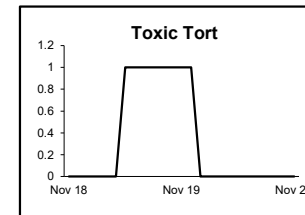
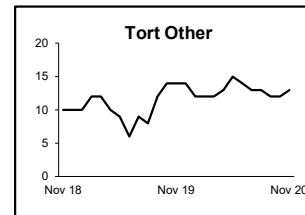
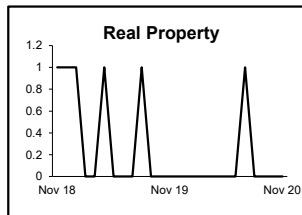
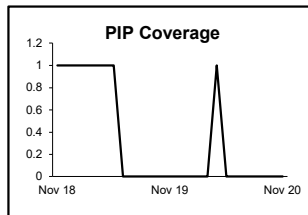
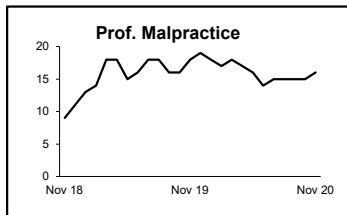
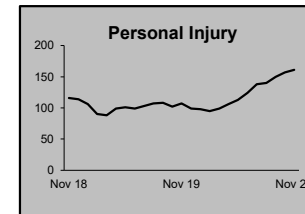
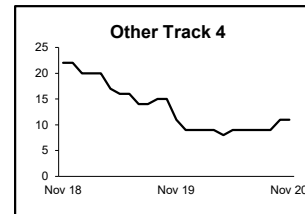
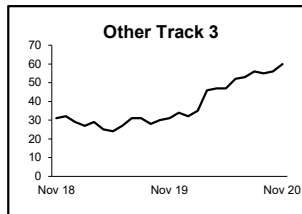
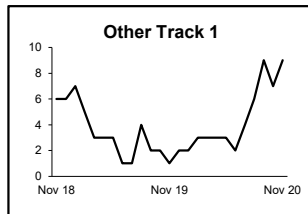
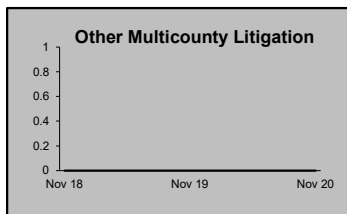
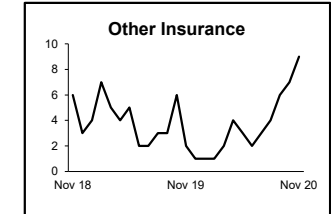
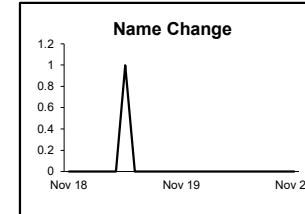
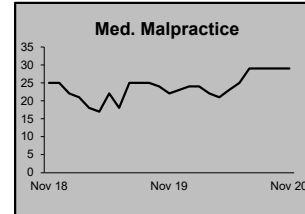
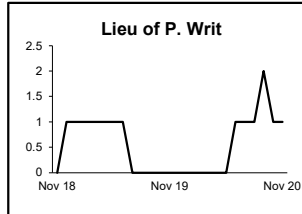
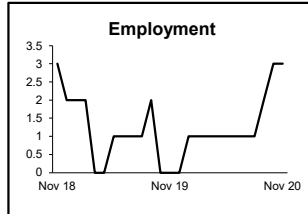
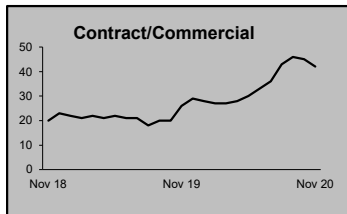
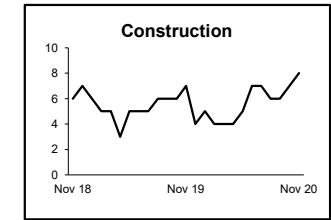
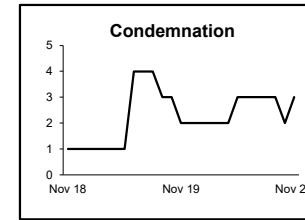
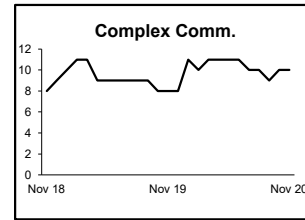
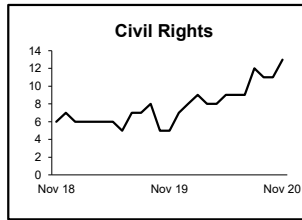
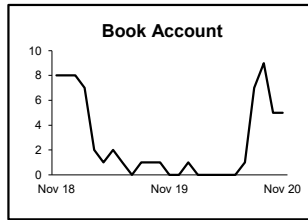
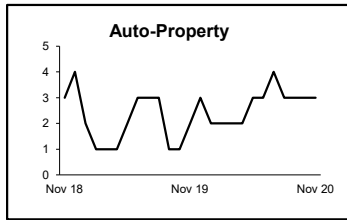
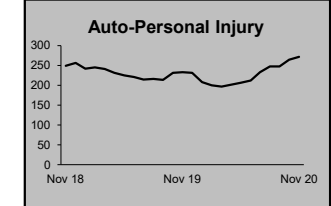
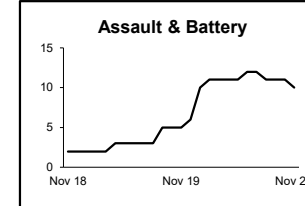
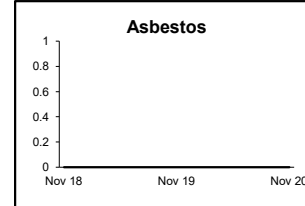

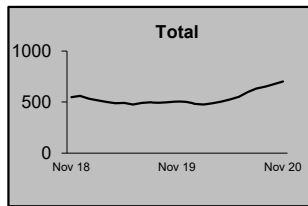
	Trial			Summary					Total	Percent resolved by					
	Jury	Nonjury	Total	Judgment	Settlement	Default Judgment	Dismiss	Other		Trial	Sum Jud	Settle	Default J	Dismiss	Other
Act on Neg Inst	0	0	0	0	1	0	1	0	2	0%	0%	50%	0%	50%	0%
Asbestos	0	0	0	0	0	0	0	0	0	0%	0%	0%	0%	0%	0%
Assault & Bat	0	0	0	1	1	0	0	1	3	0%	33%	33%	0%	0%	33%
Auto - Pers Inj	0	0	0	1	172	11	77	15	276	0%	0%	62%	4%	28%	5%
Auto - Property	0	0	0	0	2	3	6	1	12	0%	0%	17%	25%	50%	8%
Book Account	0	0	0	5	32	39	51	1	128	0%	4%	25%	30%	40%	1%
Civil Rights	0	0	0	1	1	0	8	3	13	0%	8%	8%	0%	62%	23%
Complex Commer	0	0	0	1	4	0	2	0	7	0%	14%	57%	0%	29%	0%
Condemnation	0	0	0	0	1	0	0	0	1	0%	0%	100%	0%	0%	0%
Construction	0	0	0	0	2	0	3	0	5	0%	0%	40%	0%	60%	0%
Contract/Commer	0	0	0	1	31	19	52	8	111	0%	1%	28%	17%	47%	7%
Employment	0	0	0	0	2	0	3	2	7	0%	0%	29%	0%	43%	29%
Lieu of P. Writ	0	0	0	0	3	0	11	1	15	0%	0%	20%	0%	73%	7%
Medical Malprac	0	0	0	0	3	0	7	1	11	0%	0%	27%	0%	64%	9%
Name Change	0	0	0	0	0	0	0	23	23	0%	0%	0%	0%	0%	100%
Other Insurance	0	0	0	1	5	2	8	3	19	0%	5%	26%	11%	42%	16%
Other MCL	0	0	0	0	0	0	1	3	4	0%	0%	0%	0%	25%	75%
Other Track 1	0	0	0	1	17	1	36	18	73	0%	1%	23%	1%	49%	25%
Other Track 3	0	0	0	1	16	0	8	7	32	0%	3%	50%	0%	25%	22%
Other Track 4	0	0	0	0	1	2	3	0	6	0%	0%	17%	33%	50%	0%
Personal Injury	0	0	0	3	65	3	35	12	118	0%	3%	55%	3%	30%	10%
Prod Liability	0	0	0	0	1	0	0	1	2	0%	0%	50%	0%	0%	50%
Prof Malpractic	0	0	0	0	2	0	1	0	3	0%	0%	67%	0%	33%	0%
PIP Coverage	0	0	0	0	3	0	1	1	5	0%	0%	60%	0%	20%	20%
Real Property	0	0	0	0	1	0	3	1	5	0%	0%	20%	0%	60%	20%
Tort Other	0	0	0	5	11	4	13	2	35	0%	14%	31%	11%	37%	6%
Toxic Tort	0	0	0	0	0	0	0	0	0	0%	0%	0%	0%	0%	0%
UM/UIB Bod Inj	0	0	0	0	9	1	3	0	13	0%	0%	69%	8%	23%	0%
Total	0	0	0	21	386	85	333	104	929	0%	2%	42%	9%	36%	11%



NOTE: Some Multicounty Litigation (MCL) cases were transferred in November 2014: Atlantic to Bergen = 8,935; Atlantic to Middlesex = 4,070.

**CIVIL BACKLOG BY CASETYPE
NOVEMBER 2020
MERCER**

	Total	Backlog	% chg
Nov 18	547		
Nov 19	505		-8%
Nov 20	702		39%



1) Casetypes with the state's largest backlogs are highlighted.

2) Some Multicounty Litigation (MCL) cases were transferred in November 2014: Atlantic to Bergen = 8,935; Atlantic to Middlesex = 4,070.

**CIVIL CASELOAD SUMMARY BY CASETYPE
JULY 2020 - NOVEMBER 2020
MIDDLESEX**

	Filings			Resolutions			Clearance		Backlog			Backlog Percent		Backlog Per 100 Monthly Filings		Active Pending		
	Jul 2019	Jul 2020	percent change	Jul 2019	Jul 2020	percent change	Jul 2020 - Nov 2020		Nov 2019	Nov 2020	percent change	Nov 2019	Nov 2020	Nov 2019	Nov 2020	Nov 2019	Nov 2020	percent change
	to Nov 2019	to Nov 2020		to Nov 2019	to Nov 2020		number	percent										
Act on Neg Inst	5	3	-40%	11	9	-18%	6	300%	1	2	100%	10%	29%	63	171	10	7	-30%
Asbestos	72	70	-3%	27	66	144%	-4	94%	279	389	39%	45%	56%	1,830	2,608	620	696	12%
Assault & Bat	4	8	100%	6	5	-17%	-3	63%	3	3	0%	30%	13%	514	257	10	24	140%
Auto - Pers Inj	1,491	1,432	-4%	1,333	1,129	-15%	-303	79%	637	1,113	75%	15%	24%	221	385	4,129	4,735	15%
Auto - Property	23	35	52%	25	24	-4%	-11	69%	5	8	60%	10%	12%	102	130	50	67	34%
Book Account	294	344	17%	283	330	17%	-14	96%	12	23	92%	4%	6%	19	39	336	387	15%
Civil Rights	16	7	-56%	16	11	-31%	4	157%	3	2	-33%	10%	10%	97	114	30	21	-30%
Complex Comme	8	9	13%	14	13	-7%	4	144%	22	22	0%	51%	40%	1,015	825	43	55	28%
Condemnation	13	5	-62%	7	7	0%	2	140%	0	0	0%	0%	0%	0	0	15	3	-80%
Construction	23	10	-57%	19	15	-21%	5	150%	6	9	50%	15%	33%	157	415	39	27	-31%
Contract/Comme	383	362	-5%	362	344	-5%	-18	95%	25	76	204%	4%	12%	34	121	584	619	6%
Employment	18	20	11%	15	22	47%	2	110%	4	2	-50%	12%	6%	120	52	33	31	-6%
Lieu of P. Writ	13	12	-8%	9	12	33%	0	100%	5	4	-20%	19%	13%	222	133	26	32	23%
Medical Malprac	59	57	-3%	65	36	-45%	-21	63%	55	69	25%	24%	26%	465	613	228	266	17%
Name Change	75	84	12%	75	71	-5%	-13	85%	0	0	0%	0%	0%	0	0	24	34	42%
Other Insurance	16	26	63%	16	16	0%	-10	62%	3	5	67%	10%	13%	77	103	29	39	34%
Other MCL	162	680	320%	65	92	42%	-588	14%	2,597	3,087	19%	57%	55%	2,412	2,738	4,540	5,638	24%
Other Track 1	135	150	11%	135	182	35%	32	121%	12	12	0%	8%	6%	47	34	148	216	46%
Other Track 3	88	87	-1%	80	80	0%	-7	92%	22	46	109%	9%	16%	135	254	247	279	13%
Other Track 4	8	8	0%	6	5	-17%	-3	63%	16	22	38%	43%	49%	960	1,553	37	45	22%
Personal Injury	454	433	-5%	438	343	-22%	-90	79%	226	417	85%	16%	27%	247	460	1,375	1,535	12%
Prod Liability	46	29	-37%	45	31	-31%	2	107%	14	13	-7%	7%	21%	60	244	193	61	-68%
Prof Malpractic	19	12	-37%	21	18	-14%	6	150%	12	18	50%	15%	24%	300	697	80	74	-8%
PIP Coverage	25	12	-52%	14	9	-36%	-3	75%	0	2		0%	17%	0	96	27	12	-56%
Real Property	8	8	0%	8	10	25%	2	125%	1	2	100%	9%	17%	80	109	11	12	9%
Tort Other	70	54	-23%	78	51	-35%	-3	94%	11	19	73%	9%	15%	86	163	116	123	6%
Toxic Tort	0	0	0%	2	0	-100%	0	100%	2	2	0%	67%	67%	1,200	1,200	3	3	0%
UM/UIB Bod Inj	96	105	9%	98	91	-7%	-14	87%	31	43	39%	14%	15%	180	213	226	281	24%
Total	3,624	4,062	12%	3,273	3,022	-8%	-1040	74%	4,004	5,410	35%	30%	35%	502	692	13,209	15,322	16%

NOTE: Some Multicounty Litigation (MCL) cases were transferred in November 2014: Atlantic to Bergen = 8,935; Atlantic to Middlesex = 4,070.

CIVIL BACKLOG SUMMARY BY CASETYPE

November 2020

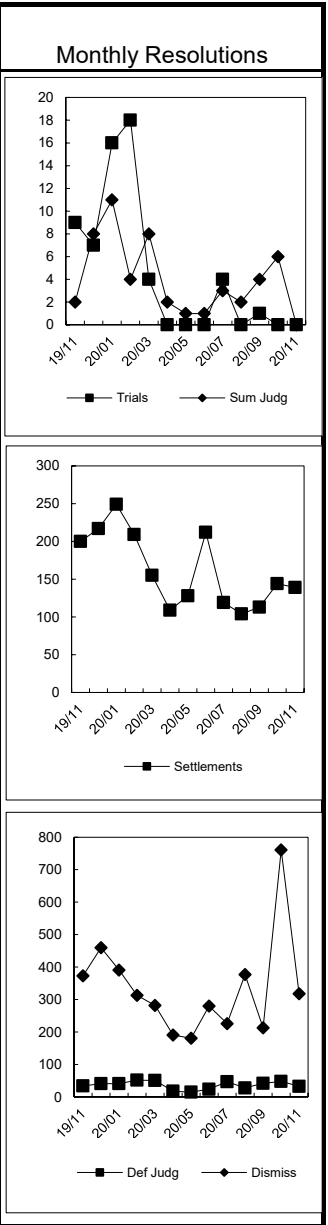
MIDDLESEX

	Cases in Backlog															
	Track 1					Track 2				Track 3			Track 4			Total Backlog
	12 to 18 months	18 to 24 months	24 to 36 months	over 36 months	Total Track 1	18 to 24 months	24 to 36 months	over 36 months	Total Track 2	24 to 36 months	over 36 months	Total Track 3	24 to 36 months	over 36 months	Total Track 4	
Act on Neg Inst	2	0	0	0	2	0	0	0	0	0	0	0	0	0	0	2
Asbestos	0	0	0	0	0	0	0	0	0	0	0	0	155	234	389	389
Assault & Bat	0	0	0	0	0	0	0	0	0	2	1	3	0	0	0	3
Auto - Pers Inj	0	0	0	0	0	611	474	28	1,113	0	0	0	0	0	0	1,113
Auto - Property	0	0	0	0	0	2	6	0	8	0	0	0	0	0	0	8
Book Account	18	4	1	0	23	0	0	0	0	0	0	0	0	0	0	23
Civil Rights	0	0	0	0	0	0	0	0	0	1	1	2	0	0	0	2
Complex Comme	0	0	0	0	0	0	0	0	0	0	0	0	7	15	22	22
Condemnation	0	0	0	0	0	0	0	0	0	0	0	0	0	0	0	0
Construction	0	0	0	0	0	3	4	2	9	0	0	0	0	0	0	9
Contract/Comme	0	0	0	0	0	50	23	3	76	0	0	0	0	0	0	76
Employment	0	0	0	0	0	1	1	0	2	0	0	0	0	0	0	2
Lieu of P. Writ	0	0	0	0	0	0	0	0	0	0	0	0	0	4	4	4
Medical Malprac	0	0	0	0	0	0	0	0	0	46	23	69	0	0	0	69
Name Change	0	0	0	0	0	0	0	0	0	0	0	0	0	0	0	0
Other Insurance	4	0	1	0	5	0	0	0	0	0	0	0	0	0	0	5
Other Mass Tort	0	0	0	0	0	0	0	0	0	0	0	0	692	2,395	3,087	3,087
Other Track 1	9	1	2	0	12	0	0	0	0	0	0	0	0	0	0	12
Other Track 3	0	0	0	0	0	0	0	0	0	41	5	46	0	0	0	46
Other Track 4	0	0	0	0	0	0	0	0	0	0	0	0	8	14	22	22
Personal Injury	0	0	0	0	0	218	172	27	417	0	0	0	0	0	0	417
Prod Liability	0	0	0	0	0	0	0	0	0	11	2	13	0	0	0	13
Prof Malpractic	0	0	0	0	0	0	0	0	0	14	4	18	0	0	0	18
PIP Coverage	2	0	0	0	2	0	0	0	0	0	0	0	0	0	0	2
Real Property	0	2	0	0	2	0	0	0	0	0	0	0	0	0	0	2
Tort Other	0	0	0	0	0	13	6	0	19	0	0	0	0	0	0	19
Toxic Tort	0	0	0	0	0	0	0	0	0	2	0	2	0	0	0	2
UM/UIM Bod Inj	0	0	0	0	0	21	21	1	43	0	0	0	0	0	0	43
Total	35	7	4	0	46	919	707	61	1,687	117	36	153	862	2,662	3,524	5,410

NOTE: Some Multicounty Litigation (MCL) cases were transferred in November 2014: Atlantic to Bergen = 8,935; Atlantic to Middlesex = 4,070.

**CIVIL RESOLUTION SUMMARY BY CASETYPE
JULY 2020 - NOVEMBER 2020
MIDDLESEX**

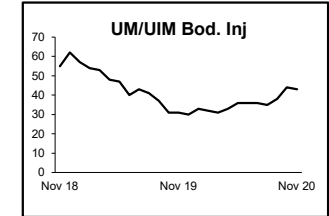
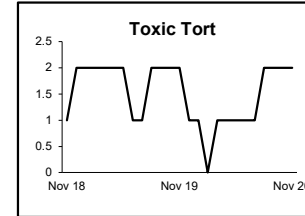
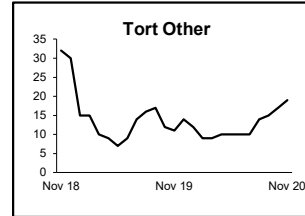
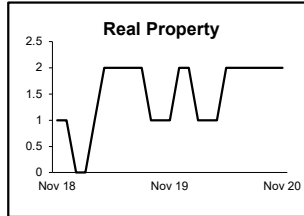
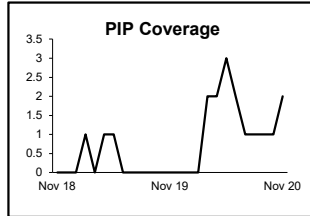
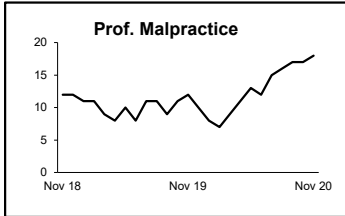
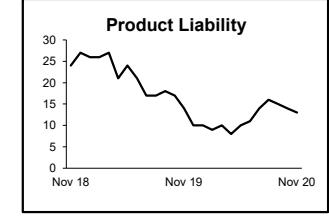
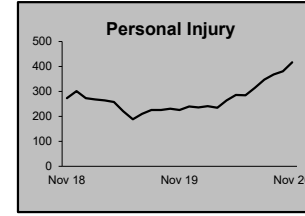
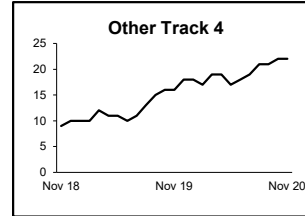
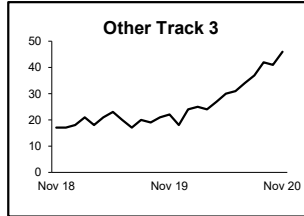
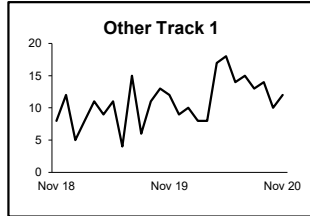
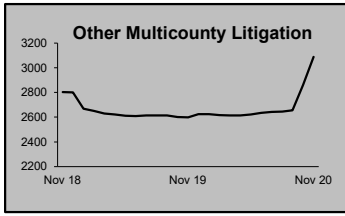
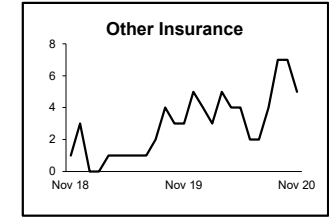

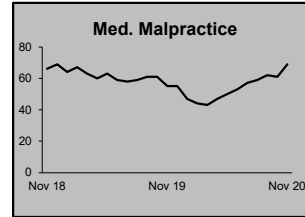
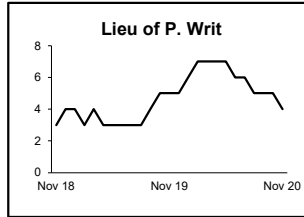
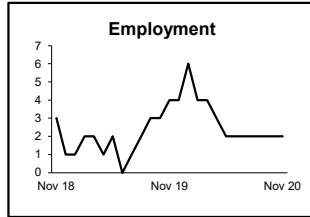
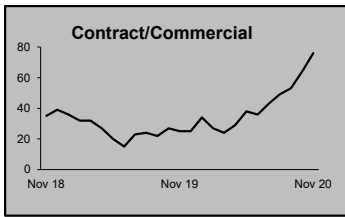
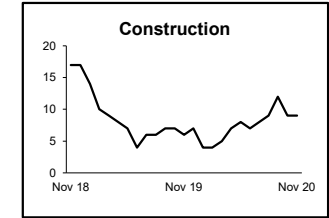
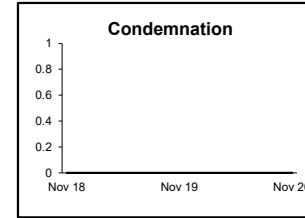
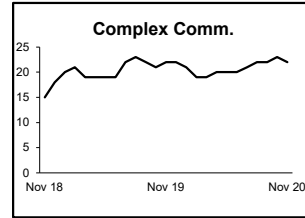
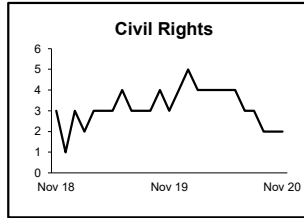
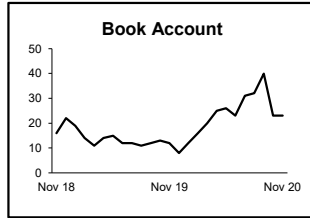
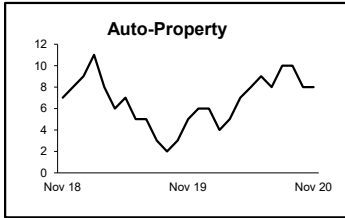
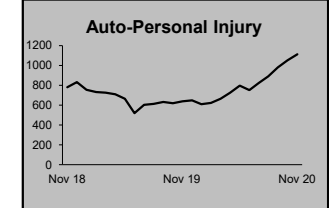
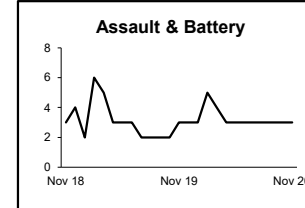
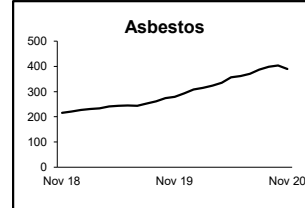
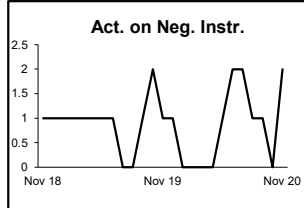
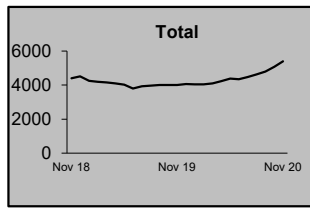
	Trial			Summary					Total	Percent resolved by					
	Jury	Nonjury	Total	Judgment	Settlement	Default Judgment	Dismiss	Other		Trial	Sum Jud	Settle	Default J	Dismiss	Other
Act on Neg Inst	0	0	0	2	2	2	3	0	9	0%	22%	22%	22%	33%	0%
Asbestos	4	0	4	0	55	0	5	2	66	6%	0%	83%	0%	8%	3%
Assault & Bat	0	0	0	0	0	0	3	2	5	0%	0%	0%	0%	60%	40%
Auto - Pers Inj	0	0	0	1	283	3	778	64	1,129	0%	0%	25%	0%	69%	6%
Auto - Property	0	0	0	2	5	7	9	1	24	0%	8%	21%	29%	38%	4%
Book Account	0	0	0	0	33	111	178	8	330	0%	0%	10%	34%	54%	2%
Civil Rights	0	0	0	0	1	0	8	2	11	0%	0%	9%	0%	73%	18%
Complex Commer	0	0	0	0	1	2	7	3	13	0%	0%	8%	15%	54%	23%
Condemnation	0	0	0	0	2	0	1	4	7	0%	0%	29%	0%	14%	57%
Construction	0	0	0	0	3	0	12	0	15	0%	0%	20%	0%	80%	0%
Contract/Commer	0	0	0	8	39	55	233	9	344	0%	2%	11%	16%	68%	3%
Employment	0	0	0	0	3	1	17	1	22	0%	0%	14%	5%	77%	5%
Lieu of P. Writ	0	1	1	0	1	0	8	2	12	8%	0%	8%	0%	67%	17%
Medical Malprac	0	0	0	0	4	0	23	9	36	0%	0%	11%	0%	64%	25%
Name Change	0	0	0	0	0	0	6	65	71	0%	0%	0%	0%	8%	92%
Other Insurance	0	0	0	0	0	0	12	4	16	0%	0%	0%	0%	75%	25%
Other MCL	0	0	0	0	0	0	74	18	92	0%	0%	0%	0%	80%	20%
Other Track 1	0	0	0	1	28	11	108	34	182	0%	1%	15%	6%	59%	19%
Other Track 3	0	0	0	0	20	0	46	14	80	0%	0%	25%	0%	58%	18%
Other Track 4	0	0	0	0	1	1	3	0	5	0%	0%	20%	20%	60%	0%
Personal Injury	0	0	0	0	102	1	207	33	343	0%	0%	30%	0%	60%	10%
Prod Liability	0	0	0	1	5	0	19	6	31	0%	3%	16%	0%	61%	19%
Prof Malpractic	0	0	0	0	6	0	10	2	18	0%	0%	33%	0%	56%	11%
PIP Coverage	0	0	0	0	0	0	9	0	9	0%	0%	0%	0%	100%	0%
Real Property	0	0	0	0	1	1	6	2	10	0%	0%	10%	10%	60%	20%
Tort Other	0	0	0	0	5	2	43	1	51	0%	0%	10%	4%	84%	2%
Toxic Tort	0	0	0	0	0	0	0	0	0	0%	0%	0%	0%	0%	0%
UM/UIM Bod Inj	0	0	0	0	19	1	67	4	91	0%	0%	21%	1%	74%	4%
Total	4	1	5	15	619	198	1,895	290	3,022	0%	0%	20%	7%	63%	10%



NOTE: Some Multicounty Litigation (MCL) cases were transferred in November 2014: Atlantic to Bergen = 8,935; Atlantic to Middlesex = 4,070.

**CIVIL BACKLOG BY CASETYPE
NOVEMBER 2020
MIDDLESEX**

	Total	Backlog	% chg
Nov 18		4,400	
Nov 19		4,004	-9%
Nov 20		5,410	35%



1) Casetypes with the state's largest backlogs are highlighted.

2) Some Multicounty Litigation (MCL) cases were transferred in November 2014: Atlantic to Bergen = 8,935; Atlantic to Middlesex = 4,070.

**CIVIL CASELOAD SUMMARY BY CASETYPE
JULY 2020 - NOVEMBER 2020
MONMOUTH**

	Filings			Resolutions			Clearance		Backlog			Backlog Percent		Backlog Per 100 Monthly Filings		Active Pending		
	Jul 2019	Jul 2020	percent change	Jul 2019	Jul 2020	percent change	Jul 2020 - Nov 2020		Nov 2019	Nov 2020	percent change	Nov 2019	Nov 2020	Nov 2019	Nov 2020	Nov 2019	Nov 2020	percent change
	to Nov 2019	to Nov 2020		to Nov 2019	to Nov 2020		number	percent										
Act on Neg Inst	6	5	-17%	2	6	200%	1	120%	1	0	-100%	13%	0%	133	0	8	6	-25%
Asbestos	0	0	0%	0	0	0%	0	100%	0	0	0%	0%	0%	0	0	0	0	0%
Assault & Bat	13	6	-54%	8	8	0%	2	133%	6	13	117%	17%	36%	343	1,114	36	36	0%
Auto - Pers Inj	601	544	-9%	556	461	-17%	-83	85%	297	391	32%	16%	22%	251	372	1,813	1,783	-2%
Auto - Property	18	19	6%	20	23	15%	4	121%	4	3	-25%	10%	8%	109	73	39	37	-5%
Book Account	263	257	-2%	255	239	-6%	-18	93%	6	32	433%	2%	10%	11	70	262	310	18%
Civil Rights	12	9	-25%	8	10	25%	1	111%	1	2	100%	6%	13%	48	141	17	15	-12%
Complex Comme	10	5	-50%	6	10	67%	5	200%	11	24	118%	23%	47%	550	2,215	48	51	6%
Condemnation	6	0	-100%	7	9	29%	9	100%	2	2	0%	13%	33%	150	300	15	6	-60%
Construction	27	11	-59%	20	19	-5%	8	173%	14	17	21%	23%	35%	251	551	61	49	-20%
Contract/Comme	338	299	-12%	327	344	5%	45	115%	46	76	65%	8%	13%	71	134	571	564	-1%
Employment	9	5	-44%	8	3	-63%	-2	60%	4	5	25%	24%	36%	253	500	17	14	-18%
Lieu of P. Writ	25	15	-40%	18	9	-50%	-6	60%	8	9	13%	15%	17%	188	292	55	53	-4%
Medical Malprac	36	41	14%	40	34	-15%	-7	83%	115	143	24%	42%	45%	1,243	1,442	273	318	16%
Name Change	54	57	6%	47	37	-21%	-20	65%	0	1		0%	3%	0	10	34	38	12%
Other Insurance	21	28	33%	14	21	50%	-7	75%	8	9	13%	22%	20%	204	196	36	46	28%
Other MCL	0	0	0%	0	0	0%	0	100%	0	0	0%	0%	0%	0	0	0	0	0%
Other Track 1	114	117	3%	85	103	21%	-14	88%	11	29	164%	7%	17%	52	129	157	171	9%
Other Track 3	67	42	-37%	43	40	-7%	-2	95%	28	37	32%	16%	21%	255	370	178	178	0%
Other Track 4	8	7	-13%	10	10	0%	3	143%	17	17	0%	35%	36%	887	1,074	49	47	-4%
Personal Injury	296	277	-6%	315	213	-32%	-64	77%	196	235	20%	20%	25%	316	433	960	959	0%
Prod Liability	6	6	0%	9	5	-44%	-1	83%	9	12	33%	28%	39%	720	900	32	31	-3%
Prof Malpractic	13	19	46%	21	17	-19%	-2	89%	23	29	26%	31%	31%	690	870	74	93	26%
PIP Coverage	6	7	17%	7	5	-29%	-2	71%	0	0	0%	0%	0%	0	0	4	9	125%
Real Property	14	8	-43%	8	12	50%	4	150%	3	4	33%	17%	27%	150	240	18	15	-17%
Tort Other	67	81	21%	76	68	-11%	-13	84%	24	43	79%	15%	22%	172	273	165	194	18%
Toxic Tort	0	0	0%	1	0	-100%	0	100%	0	0	0%	0%	0%	0	0	2	2	0%
UM/UIIM Bod Inj	55	35	-36%	50	52	4%	17	149%	17	25	47%	11%	18%	174	303	152	136	-11%
Total	2,085	1,900	-9%	1,961	1,758	-10%	-142	93%	851	1,158	36%	17%	22%	207	315	5,076	5,161	2%

NOTE: Some Multicounty Litigation (MCL) cases were transferred in November 2014: Atlantic to Bergen = 8,935; Atlantic to Middlesex = 4,070.

CIVIL BACKLOG SUMMARY BY CASETYPE

November 2020

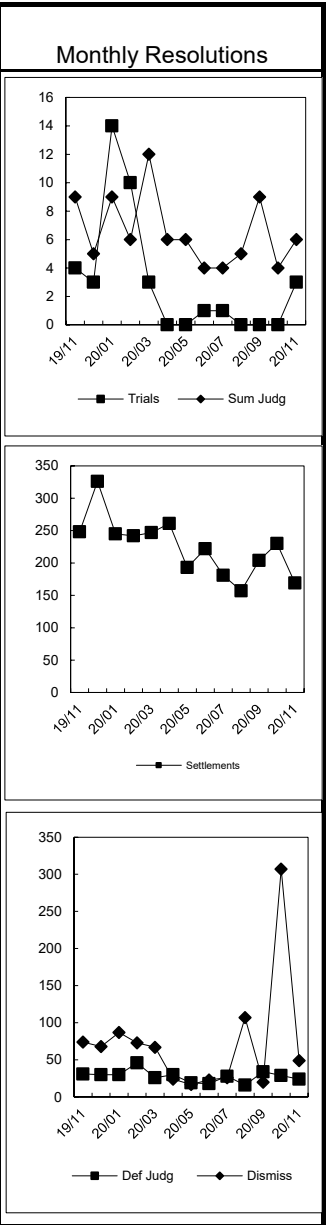
MONMOUTH

	Cases in Backlog															
	Track 1					Track 2				Track 3			Track 4			Total Backlog
	12 to 18 months	18 to 24 months	24 to 36 months	over 36 months	Total Track 1	18 to 24 months	24 to 36 months	over 36 months	Total Track 2	24 to 36 months	over 36 months	Total Track 3	24 to 36 months	over 36 months	Total Track 4	
Act on Neg Inst	0	0	0	0	0	0	0	0	0	0	0	0	0	0	0	0
Asbestos	0	0	0	0	0	0	0	0	0	0	0	0	0	0	0	0
Assault & Bat	0	0	0	0	0	0	0	0	0	10	3	13	0	0	0	13
Auto - Pers Inj	0	0	0	0	0	217	140	33	390	1	0	1	0	0	0	391
Auto - Property	0	0	0	0	0	2	1	0	3	0	0	0	0	0	0	3
Book Account	25	7	0	0	32	0	0	0	0	0	0	0	0	0	0	32
Civil Rights	0	0	0	0	0	0	0	0	0	2	0	2	0	0	0	2
Complex Comme	0	0	0	0	0	0	0	0	0	0	0	0	14	10	24	24
Condemnation	0	0	0	0	0	0	0	0	0	1	1	2	0	0	0	2
Construction	0	0	0	0	0	7	5	5	17	0	0	0	0	0	0	17
Contract/Comme	0	0	0	0	0	30	37	9	76	0	0	0	0	0	0	76
Employment	0	0	0	0	0	2	2	1	5	0	0	0	0	0	0	5
Lieu of P. Writ	0	0	0	0	0	0	0	0	0	0	0	0	4	5	9	9
Medical Malprac	0	0	0	0	0	0	0	0	0	55	88	143	0	0	0	143
Name Change	1	0	0	0	1	0	0	0	0	0	0	0	0	0	0	1
Other Insurance	4	1	2	2	9	0	0	0	0	0	0	0	0	0	0	9
Other Mass Tort	0	0	0	0	0	0	0	0	0	0	0	0	0	0	0	0
Other Track 1	15	6	6	1	28	0	0	0	0	1	0	1	0	0	0	29
Other Track 3	0	0	0	0	0	0	0	0	0	23	14	37	0	0	0	37
Other Track 4	0	0	0	0	0	0	0	0	0	0	0	0	10	7	17	17
Personal Injury	0	0	0	0	0	126	78	31	235	0	0	0	0	0	0	235
Prod Liability	0	0	0	0	0	0	0	0	0	9	3	12	0	0	0	12
Prof Malpractic	0	0	0	0	0	0	0	0	0	14	15	29	0	0	0	29
PIP Coverage	0	0	0	0	0	0	0	0	0	0	0	0	0	0	0	0
Real Property	3	0	0	1	4	0	0	0	0	0	0	0	0	0	0	4
Tort Other	0	0	0	0	0	17	22	4	43	0	0	0	0	0	0	43
Toxic Tort	0	0	0	0	0	0	0	0	0	0	0	0	0	0	0	0
UM/UIM Bod Inj	0	0	0	0	0	15	9	1	25	0	0	0	0	0	0	25
Total	48	14	8	4	74	416	294	84	794	116	124	240	28	22	50	1,158

NOTE: Some Multicounty Litigation (MCL) cases were transferred in November 2014: Atlantic to Bergen = 8,935; Atlantic to Middlesex = 4,070.

**CIVIL RESOLUTION SUMMARY BY CASETYPE
JULY 2020 - NOVEMBER 2020
MONMOUTH**

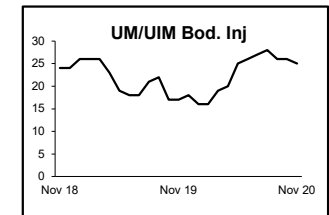
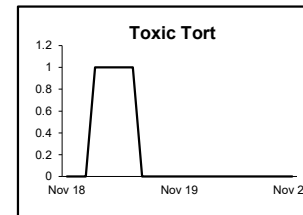
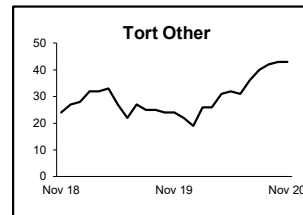
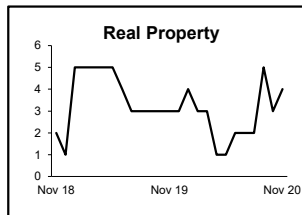
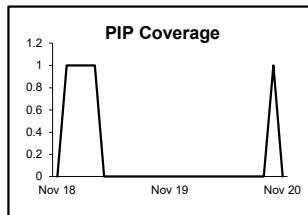
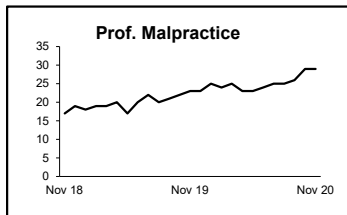
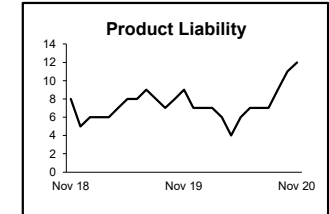
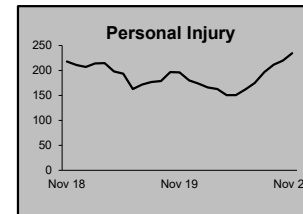
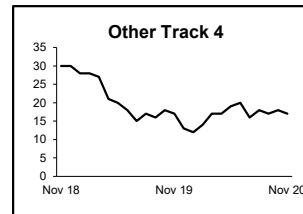
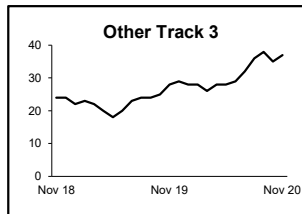
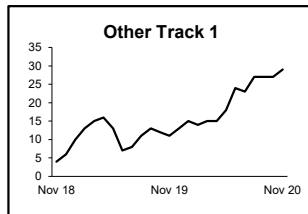
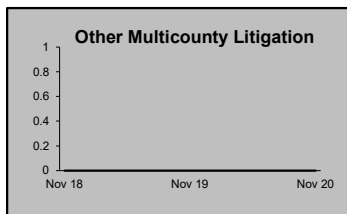
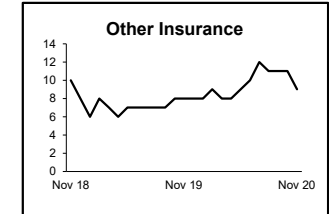

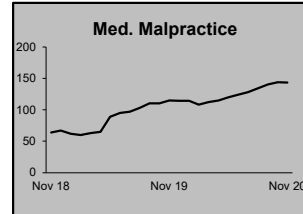
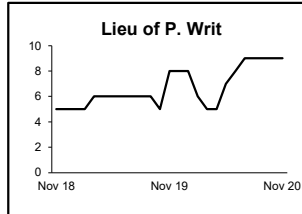
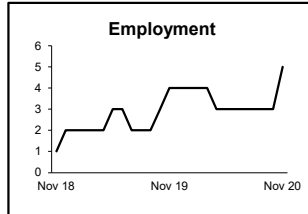
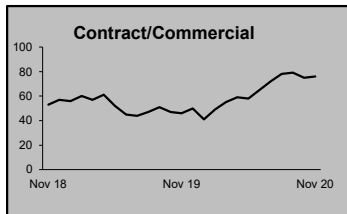
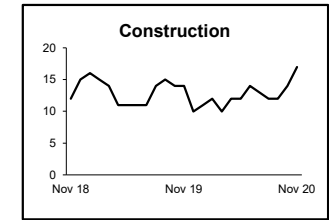
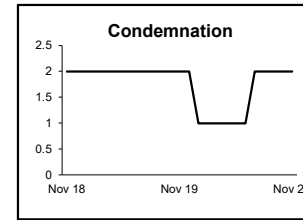
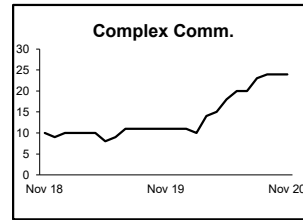
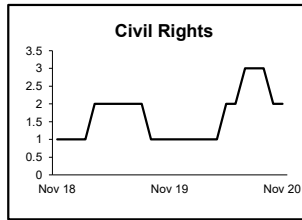
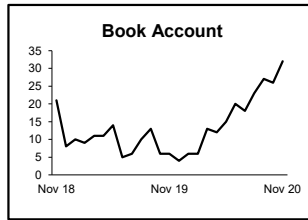
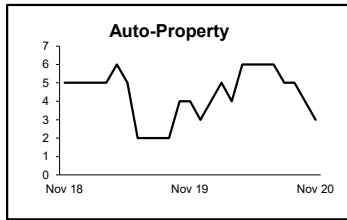
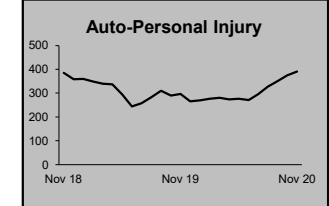
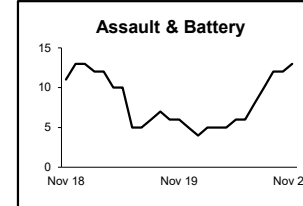
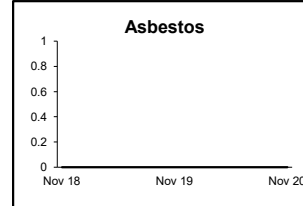
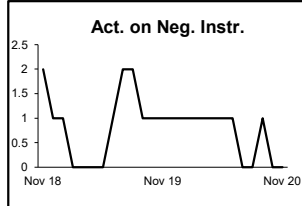
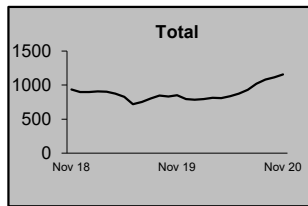
	Trial			Summary					Total	Percent resolved by					
	Jury	Nonjury	Total	Judgment	Settlement	Default Judgment	Dismiss	Other		Trial	Sum Jud	Settle	Default J	Dismiss	Other
Act on Neg Inst	0	0	0	0	2	2	2	0	6	0%	0%	33%	33%	33%	0%
Asbestos	0	0	0	0	0	0	0	0	0	0%	0%	0%	0%	0%	0%
Assault & Bat	0	0	0	0	4	0	4	0	8	0%	0%	50%	0%	50%	0%
Auto - Pers Inj	2	0	2	2	328	5	99	25	461	0%	0%	71%	1%	21%	5%
Auto - Property	0	0	0	0	10	6	6	1	23	0%	0%	43%	26%	26%	4%
Book Account	0	0	0	2	79	59	97	2	239	0%	1%	33%	25%	41%	1%
Civil Rights	0	0	0	0	1	0	3	6	10	0%	0%	10%	0%	30%	60%
Complex Commer	0	0	0	0	4	0	6	0	10	0%	0%	40%	0%	60%	0%
Condemnation	0	0	0	0	8	0	1	0	9	0%	0%	89%	0%	11%	0%
Construction	0	0	0	0	9	3	6	1	19	0%	0%	47%	16%	32%	5%
Contract/Commer	0	0	0	11	132	45	144	12	344	0%	3%	38%	13%	42%	3%
Employment	0	0	0	0	1	0	2	0	3	0%	0%	33%	0%	67%	0%
Lieu of P. Writ	0	1	1	0	2	0	4	2	9	11%	0%	22%	0%	44%	22%
Medical Malprac	0	0	0	0	19	1	10	4	34	0%	0%	56%	3%	29%	12%
Name Change	0	0	0	0	0	0	5	32	37	0%	0%	0%	0%	14%	86%
Other Insurance	0	0	0	1	11	0	5	4	21	0%	5%	52%	0%	24%	19%
Other MCL	0	0	0	0	0	0	0	0	0	0%	0%	0%	0%	0%	0%
Other Track 1	0	0	0	0	55	3	20	25	103	0%	0%	53%	3%	19%	24%
Other Track 3	0	0	0	1	24	0	9	6	40	0%	3%	60%	0%	23%	15%
Other Track 4	0	0	0	0	7	0	0	3	10	0%	0%	70%	0%	0%	30%
Personal Injury	0	0	0	6	135	1	56	15	213	0%	3%	63%	0%	26%	7%
Prod Liability	0	0	0	0	3	0	0	2	5	0%	0%	60%	0%	0%	40%
Prof Malpractic	0	0	0	1	13	0	2	1	17	0%	6%	76%	0%	12%	6%
PIP Coverage	0	0	0	0	3	0	2	0	5	0%	0%	60%	0%	40%	0%
Real Property	0	0	0	0	9	0	3	0	12	0%	0%	75%	0%	25%	0%
Tort Other	0	1	1	3	38	6	16	4	68	1%	4%	56%	9%	24%	6%
Toxic Tort	0	0	0	0	0	0	0	0	0	0%	0%	0%	0%	0%	0%
UM/UIB Bod Inj	0	0	0	1	44	0	7	0	52	0%	2%	85%	0%	13%	0%
Total	2	2	4	28	941	131	509	145	1,758	0%	2%	54%	7%	29%	8%



NOTE: Some Multicounty Litigation (MCL) cases were transferred in November 2014: Atlantic to Bergen = 8,935; Atlantic to Middlesex = 4,070.

**CIVIL BACKLOG BY CASETYPE
NOVEMBER 2020
MONMOUTH**

	Total	Backlog	% chg
Nov 18	933	933	
Nov 19	851	851	-9%
Nov 20	1,158	1,158	36%



1) Casetypes with the state's largest backlogs are highlighted.

2) Some Multicounty Litigation (MCL) cases were transferred in November 2014: Atlantic to Bergen = 8,935; Atlantic to Middlesex = 4,070.

**CIVIL CASELOAD SUMMARY BY CASETYPE
JULY 2020 - NOVEMBER 2020
MORRIS**

	Filings			Resolutions			Clearance		Backlog			Backlog Percent		Backlog Per 100 Monthly Filings		Active Pending		
	Jul 2019	Jul 2020	percent change	Jul 2019	Jul 2020	percent change	Jul 2020 - Nov 2020		Nov 2019	Nov 2020	percent change	Nov 2019	Nov 2020	Nov 2019	Nov 2020	Nov 2019	Nov 2020	percent change
	to Nov 2019	to Nov 2020		to Nov 2019	to Nov 2020		number	percent										
Act on Neg Inst	2	3	50%	3	3	0%	0	100%	1	0	-100%	33%	0%	240	0	3	3	0%
Asbestos	0	0	0%	0	0	0%	0	100%	0	0	0%	0%	0%	0	0	0	0	0%
Assault & Bat	3	4	33%	7	0	-100%	-4	0%	2	3	50%	17%	20%	343	514	12	15	25%
Auto - Pers Inj	255	246	-4%	219	191	-13%	-55	78%	72	167	132%	10%	20%	146	323	708	854	21%
Auto - Property	14	8	-43%	11	6	-45%	-2	75%	2	4	100%	9%	17%	86	171	22	23	5%
Book Account	161	194	20%	155	173	12%	-21	89%	9	19	111%	5%	8%	27	61	195	236	21%
Civil Rights	2	1	-50%	5	4	-20%	3	400%	2	0	-100%	25%	0%	300	0	8	5	-38%
Complex Comme	11	8	-27%	5	16	220%	8	200%	7	16	129%	18%	40%	400	1,129	39	40	3%
Condemnation	0	2		0	1		-1	50%	0	0	0%	0%	0%	0	0	0	1	
Construction	16	17	6%	10	16	60%	-1	94%	4	8	100%	10%	21%	114	274	39	39	0%
Contract/Comme	222	189	-15%	213	236	11%	47	125%	22	61	177%	5%	15%	47	155	412	411	0%
Employment	5	8	60%	7	5	-29%	-3	63%	0	1		0%	8%	0	71	8	12	50%
Lieu of P. Writ	12	12	0%	19	8	-58%	-4	67%	2	3	50%	9%	13%	89	129	23	23	0%
Medical Malprac	27	13	-52%	36	7	-81%	-6	54%	24	44	83%	21%	34%	406	1,228	116	128	10%
Name Change	50	50	0%	53	44	-17%	-6	88%	0	0	0%	0%	0%	0	0	23	24	4%
Other Insurance	18	19	6%	22	15	-32%	-4	79%	1	4	300%	4%	12%	21	96	24	33	38%
Other MCL	0	1		0	0	0%	-1	0%	0	0	0%	0%	0%	0	0	0	1	
Other Track 1	73	73	0%	67	74	10%	1	101%	2	17	750%	3%	18%	13	113	80	95	19%
Other Track 3	32	48	50%	26	30	15%	-18	63%	9	14	56%	10%	11%	133	171	92	123	34%
Other Track 4	5	5	0%	15	6	-60%	1	120%	20	20	0%	56%	56%	1,500	2,182	36	36	0%
Personal Injury	171	163	-5%	180	117	-35%	-46	72%	57	118	107%	12%	21%	180	353	463	550	19%
Prod Liability	7	50	614%	14	15	7%	-35	30%	9	11	22%	33%	13%	720	136	27	83	207%
Prof Malpractic	12	3	-75%	15	9	-40%	6	300%	6	20	233%	11%	41%	176	1,333	56	49	-13%
PIP Coverage	42	17	-60%	37	22	-41%	5	129%	1	0	-100%	4%	0%	17	0	23	10	-57%
Real Property	10	9	-10%	6	9	50%	0	100%	0	3		0%	27%	0	225	16	11	-31%
Tort Other	29	37	28%	29	24	-17%	-13	65%	5	10	100%	9%	11%	86	126	54	88	63%
Toxic Tort	0	0	0%	1	0	-100%	0	100%	1	1	0%	100%	33%			1	3	200%
UM/UIB Bod Inj	7	7	0%	7	11	57%	4	157%	5	5	0%	19%	17%	273	194	27	30	11%
Total	1,186	1,187	0%	1,162	1,042	-10%	-145	88%	263	549	109%	10%	19%	110	235	2,507	2,926	17%

NOTE: Some Multicounty Litigation (MCL) cases were transferred in November 2014: Atlantic to Bergen = 8,935; Atlantic to Middlesex = 4,070.

CIVIL BACKLOG SUMMARY BY CASETYPE

November 2020

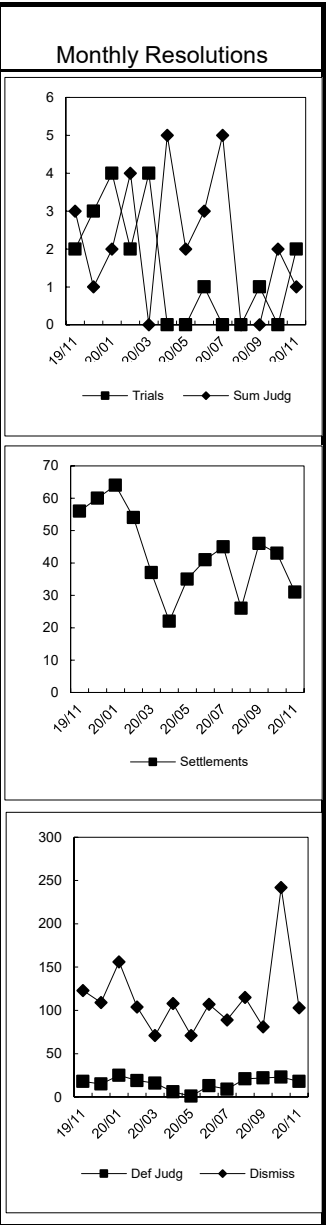
MORRIS

	Cases in Backlog															
	Track 1					Track 2				Track 3			Track 4			Total Backlog
	12 to 18 months	18 to 24 months	24 to 36 months	over 36 months	Total Track 1	18 to 24 months	24 to 36 months	over 36 months	Total Track 2	24 to 36 months	over 36 months	Total Track 3	24 to 36 months	over 36 months	Total Track 4	
Act on Neg Inst	0	0	0	0	0	0	0	0	0	0	0	0	0	0	0	0
Asbestos	0	0	0	0	0	0	0	0	0	0	0	0	0	0	0	0
Assault & Bat	0	0	0	0	0	0	0	0	0	2	1	3	0	0	0	0
Auto - Pers Inj	0	0	0	0	0	108	57	2	167	0	0	0	0	0	0	0
Auto - Property	0	0	0	0	0	2	2	0	4	0	0	0	0	0	0	0
Book Account	14	4	1	0	19	0	0	0	0	0	0	0	0	0	0	0
Civil Rights	0	0	0	0	0	0	0	0	0	0	0	0	0	0	0	0
Complex Comme	0	0	0	0	0	0	0	0	0	0	0	0	9	7	16	16
Condemnation	0	0	0	0	0	0	0	0	0	0	0	0	0	0	0	0
Construction	0	0	0	0	0	8	0	0	8	0	0	0	0	0	0	0
Contract/Comme	0	0	0	0	0	37	24	0	61	0	0	0	0	0	0	0
Employment	0	0	0	0	0	1	0	0	1	0	0	0	0	0	0	0
Lieu of P. Writ	0	0	0	0	0	0	0	0	0	0	0	0	2	1	3	3
Medical Malprac	0	0	0	0	0	0	0	0	0	28	16	44	0	0	0	0
Name Change	0	0	0	0	0	0	0	0	0	0	0	0	0	0	0	0
Other Insurance	2	2	0	0	4	0	0	0	0	0	0	0	0	0	0	0
Other Mass Tort	0	0	0	0	0	0	0	0	0	0	0	0	0	0	0	0
Other Track 1	14	3	0	0	17	0	0	0	0	0	0	0	0	0	0	0
Other Track 3	0	0	0	0	0	0	0	0	0	11	3	14	0	0	0	0
Other Track 4	0	0	0	0	0	0	0	0	0	0	0	0	8	12	20	20
Personal Injury	0	0	0	0	0	72	44	2	118	0	0	0	0	0	0	0
Prod Liability	0	0	0	0	0	0	0	0	0	7	4	11	0	0	0	0
Prof Malpractic	0	0	0	0	0	0	0	0	0	14	6	20	0	0	0	0
PIP Coverage	0	0	0	0	0	0	0	0	0	0	0	0	0	0	0	0
Real Property	2	1	0	0	3	0	0	0	0	0	0	0	0	0	0	0
Tort Other	0	0	0	0	0	6	4	0	10	0	0	0	0	0	0	0
Toxic Tort	0	0	0	0	0	0	0	0	0	0	1	1	0	0	0	0
UM/UIM Bod Inj	0	0	0	0	0	3	2	0	5	0	0	0	0	0	0	0
Total	32	10	1	0	43	237	133	4	374	62	31	93	19	20	39	549

NOTE: Some Multicounty Litigation (MCL) cases were transferred in November 2014: Atlantic to Bergen = 8,935; Atlantic to Middlesex = 4,070.

**CIVIL RESOLUTION SUMMARY BY CASETYPE
JULY 2020 - NOVEMBER 2020
MORRIS**

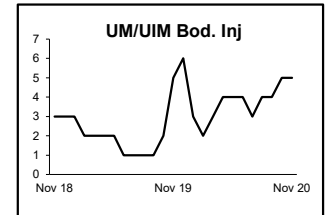
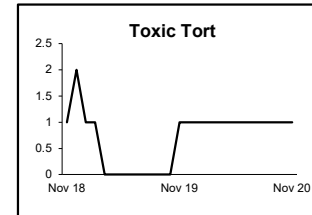
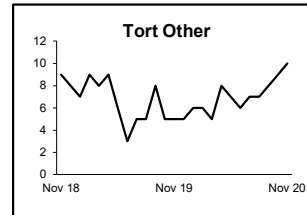
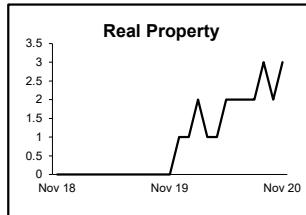
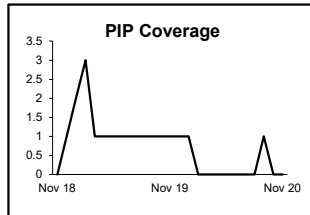
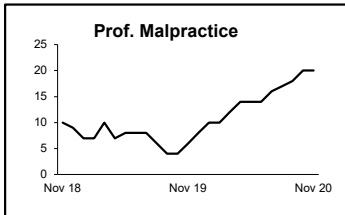
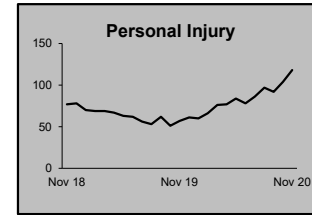
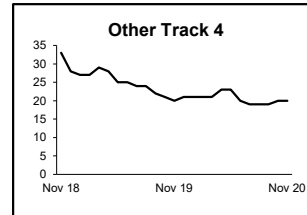
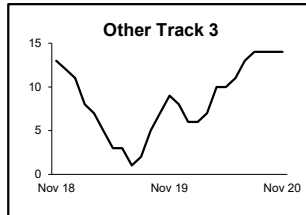
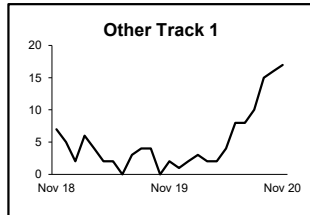
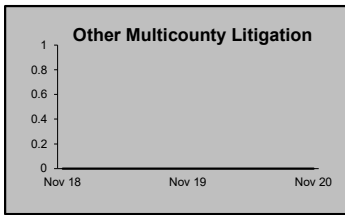
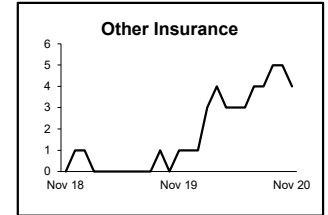
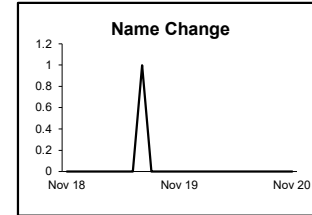
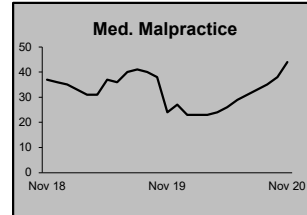
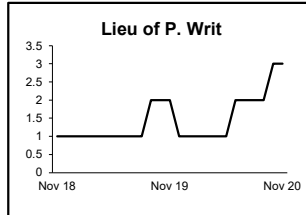
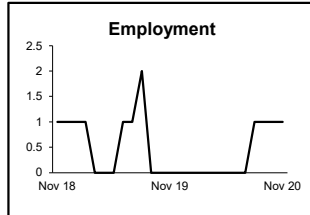
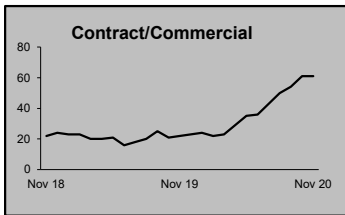
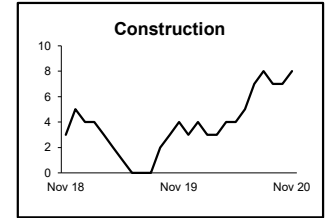
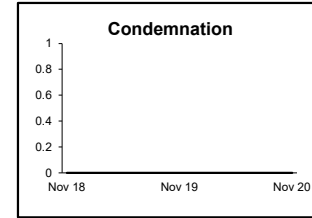
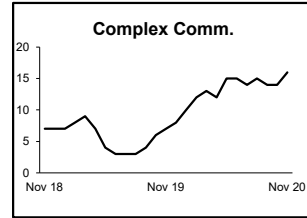
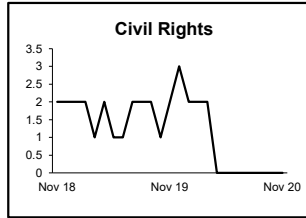
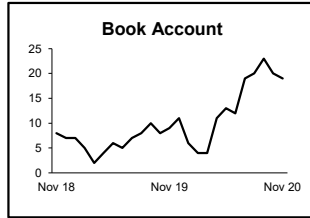
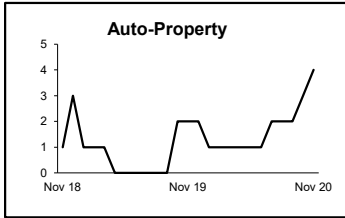
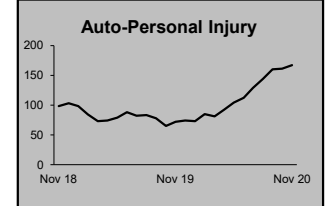
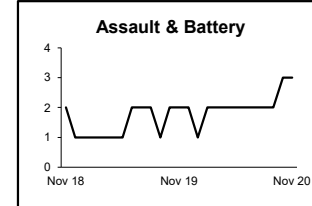
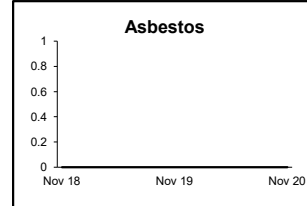
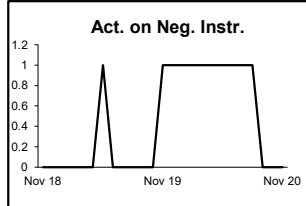
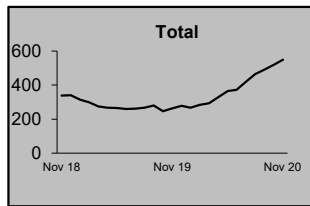
	Trial			Summary					Total	Percent resolved by						Monthly Resolutions
	Jury	Nonjury	Total	Judgment	Settlement	Judgment	Dismiss	Other		Trial	Sum Jud	Settle	Default J	Dismiss	Other	
Act on Neg Inst	0	1	1	0	0	2	0	0	3	33%	0%	0%	67%	0%	0%	
Asbestos	0	0	0	0	0	0	0	0	0	0%	0%	0%	0%	0%	0%	
Assault & Bat	0	0	0	0	0	0	0	0	0	0%	0%	0%	0%	0%	0%	
Auto - Pers Inj	0	0	0	0	41	0	147	3	191	0%	0%	21%	0%	77%	2%	
Auto - Property	0	0	0	0	1	1	3	1	6	0%	0%	17%	17%	50%	17%	
Book Account	0	0	0	3	26	50	92	2	173	0%	2%	15%	29%	53%	1%	
Civil Rights	0	0	0	0	0	0	4	0	4	0%	0%	0%	0%	100%	0%	
Complex Commer	0	0	0	0	4	0	12	0	16	0%	0%	25%	0%	75%	0%	
Condemnation	0	0	0	0	0	0	0	1	1	0%	0%	0%	0%	0%	100%	
Construction	0	0	0	0	5	0	11	0	16	0%	0%	31%	0%	69%	0%	
Contract/Commer	0	0	0	4	50	30	145	7	236	0%	2%	21%	13%	61%	3%	
Employment	0	0	0	0	0	0	1	4	5	0%	0%	0%	0%	20%	80%	
Lieu of P. Writ	0	0	0	0	0	0	6	2	8	0%	0%	0%	0%	75%	25%	
Medical Malprac	0	0	0	0	1	0	5	1	7	0%	0%	14%	0%	71%	14%	
Name Change	0	0	0	0	0	0	2	42	44	0%	0%	0%	0%	5%	95%	
Other Insurance	0	0	0	1	1	1	8	4	15	0%	7%	7%	7%	53%	27%	
Other MCL	0	0	0	0	0	0	0	0	0	0%	0%	0%	0%	0%	0%	
Other Track 1	0	0	0	0	15	7	34	18	74	0%	0%	20%	9%	46%	24%	
Other Track 3	0	0	0	0	8	0	21	1	30	0%	0%	27%	0%	70%	3%	
Other Track 4	0	1	1	0	0	0	2	3	6	17%	0%	0%	0%	33%	50%	
Personal Injury	0	0	0	0	30	1	71	15	117	0%	0%	26%	1%	61%	13%	
Prod Liability	0	0	0	0	1	0	8	6	15	0%	0%	7%	0%	53%	40%	
Prof Malpractic	0	0	0	0	2	0	7	0	9	0%	0%	22%	0%	78%	0%	
PIP Coverage	0	0	0	0	1	0	18	3	22	0%	0%	5%	0%	82%	14%	
Real Property	0	0	0	0	0	0	7	2	9	0%	0%	0%	0%	78%	22%	
Tort Other	0	1	1	0	4	1	16	2	24	4%	0%	17%	4%	67%	8%	
Toxic Tort	0	0	0	0	0	0	0	0	0	0%	0%	0%	0%	0%	0%	
UM/UIM Bod Inj	0	0	0	0	1	0	10	0	11	0%	0%	9%	0%	91%	0%	
Total	0	3	3	8	191	93	630	117	1,042	0%	1%	18%	9%	60%	11%	



NOTE: Some Multicounty Litigation (MCL) cases were transferred in November 2014: Atlantic to Bergen = 8,935; Atlantic to Middlesex = 4,070.

**CIVIL BACKLOG BY CASETYPE
NOVEMBER 2020
MORRIS**

	Total	Backlog	% chg
Nov 18		339	
Nov 19		263	-22%
Nov 20		549	109%



1) Casetypes with the state's largest backlogs are highlighted.

2) Some Multicounty Litigation (MCL) cases were transferred in November 2014: Atlantic to Bergen = 8,935; Atlantic to Middlesex = 4,070.

**CIVIL CASELOAD SUMMARY BY CASETYPE
JULY 2020 - NOVEMBER 2020
OCEAN**

	Filings			Resolutions			Clearance		Backlog			Backlog Percent		Backlog Per 100 Monthly Filings		Active Pending		
	Jul 2019	Jul 2020	percent change	Jul 2019	Jul 2020	percent change	Jul 2020 - Nov 2020		Nov 2019	Nov 2020	percent change	Nov 2019	Nov 2020	Nov 2019	Nov 2020	Nov 2019	Nov 2020	percent change
	to Nov 2019	to Nov 2020		to Nov 2019	to Nov 2020		number	percent										
Act on Neg Inst	3	13	333%	4	10	150%	-3	77%	1	0	-100%	20%	0%	171	0	5	13	160%
Asbestos	0	0	0%	0	0	0%	0	100%	0	0	0%	0%	0%	0	0	0	0	0%
Assault & Bat	3	2	-33%	4	3	-25%	1	150%	7	2	-71%	47%	15%	1,050	300	15	13	-13%
Auto - Pers Inj	388	385	-1%	397	318	-20%	-67	83%	243	356	47%	20%	26%	327	466	1,228	1,365	11%
Auto - Property	15	14	-7%	12	18	50%	4	129%	4	5	25%	14%	14%	160	130	29	37	28%
Book Account	206	211	2%	203	198	-2%	-13	94%	12	18	50%	6%	7%	30	50	212	249	17%
Civil Rights	2	8	300%	2	7	250%	-1	88%	2	3	50%	20%	20%	400	189	10	15	50%
Complex Comme	3	3	0%	8	6	-25%	3	200%	5	5	0%	36%	31%	500	500	14	16	14%
Condemnation	12	12	0%	19	78	311%	66	650%	134	63	-53%	94%	82%	5,545	2,363	143	77	-46%
Construction	11	7	-36%	15	9	-40%	2	129%	5	10	100%	19%	36%	188	600	27	28	4%
Contract/Comme	194	181	-7%	219	202	-8%	21	112%	17	38	124%	6%	13%	40	113	296	293	-1%
Employment	1	3	200%	0	3		0	100%	1	3	200%	10%	27%	171	400	10	11	10%
Lieu of P. Writ	16	25	56%	16	15	-6%	-10	60%	5	9	80%	15%	15%	171	204	34	59	74%
Medical Malprac	27	26	-4%	30	22	-27%	-4	85%	26	38	46%	20%	25%	380	661	133	155	17%
Name Change	42	38	-10%	57	3	-95%	-35	8%	0	1		0%	1%	0	14	18	73	306%
Other Insurance	7	10	43%	5	10	100%	0	100%	9	2	-78%	43%	11%	600	83	21	19	-10%
Other MCL	0	0	0%	0	0	0%	0	100%	0	0	0%	0%	0%	0	0	0	0	0%
Other Track 1	105	120	14%	82	103	26%	-17	86%	22	39	77%	16%	21%	116	181	137	182	33%
Other Track 3	32	36	13%	28	27	-4%	-9	75%	7	15	114%	8%	12%	104	194	85	125	47%
Other Track 4	4	2	-50%	7	6	-14%	4	300%	3	6	100%	23%	32%	300	600	13	19	46%
Personal Injury	214	210	-2%	189	201	6%	-9	96%	132	218	65%	19%	27%	293	478	707	801	13%
Prod Liability	6	5	-17%	9	5	-44%	0	100%	4	13	225%	14%	41%	240	918	29	32	10%
Prof Malpractic	19	13	-32%	10	8	-20%	-5	62%	7	17	143%	13%	25%	227	850	55	69	25%
PIP Coverage	1	1	0%	1	1	0%	0	100%	0	0	0%	0%	0%	0	0	1	3	200%
Real Property	12	15	25%	9	13	44%	-2	87%	5	7	40%	25%	28%	300	271	20	25	25%
Tort Other	44	56	27%	55	45	-18%	-11	80%	16	24	50%	17%	19%	171	223	95	126	33%
Toxic Tort	0	0	0%	0	0	0%	0	100%	0	0	0%	0%	0%	0	0	0	0	0%
UM/UIIM Bod Inj	28	17	-39%	36	17	-53%	0	100%	4	23	475%	6%	30%	70	521	69	77	12%
Total	1,395	1,413	1%	1,417	1,328	-6%	-85	94%	671	915	36%	20%	24%	238	330	3,406	3,882	14%

NOTE: Some Multicounty Litigation (MCL) cases were transferred in November 2014: Atlantic to Bergen = 8,935; Atlantic to Middlesex = 4,070.

CIVIL BACKLOG SUMMARY BY CASETYPE

November 2020

OCEAN

	Cases in Backlog															
	Track 1					Track 2				Track 3			Track 4			Total Backlog
	12 to 18 months	18 to 24 months	24 to 36 months	over 36 months	Total Track 1	18 to 24 months	24 to 36 months	over 36 months	Total Track 2	24 to 36 months	over 36 months	Total Track 3	24 to 36 months	over 36 months	Total Track 4	
Act on Neg Inst	0	0	0	0	0	0	0	0	0	0	0	0	0	0	0	0
Asbestos	0	0	0	0	0	0	0	0	0	0	0	0	0	0	0	0
Assault & Bat	0	0	0	0	0	0	0	0	0	1	1	2	0	0	0	2
Auto - Pers Inj	0	0	0	0	0	173	152	30	355	1	0	1	0	0	0	356
Auto - Property	0	0	0	0	0	2	2	1	5	0	0	0	0	0	0	5
Book Account	8	6	4	0	18	0	0	0	0	0	0	0	0	0	0	18
Civil Rights	0	0	0	0	0	0	0	0	0	1	2	3	0	0	0	3
Complex Comme	0	0	0	0	0	0	0	0	0	0	0	0	1	4	5	5
Condemnation	0	0	0	0	0	0	0	0	0	4	59	63	0	0	0	63
Construction	0	0	0	0	0	6	3	0	9	1	0	1	0	0	0	10
Contract/Comme	0	0	0	0	0	20	18	0	38	0	0	0	0	0	0	38
Employment	0	0	0	0	0	1	2	0	3	0	0	0	0	0	0	3
Lieu of P. Writ	0	0	0	0	0	0	0	0	0	0	0	0	4	5	9	9
Medical Malprac	0	0	0	0	0	0	0	0	0	23	15	38	0	0	0	38
Name Change	1	0	0	0	1	0	0	0	0	0	0	0	0	0	0	1
Other Insurance	1	0	1	0	2	0	0	0	0	0	0	0	0	0	0	2
Other Mass Tort	0	0	0	0	0	0	0	0	0	0	0	0	0	0	0	0
Other Track 1	21	12	5	0	38	0	0	1	1	0	0	0	0	0	0	39
Other Track 3	0	0	0	0	0	0	0	0	0	11	4	15	0	0	0	15
Other Track 4	0	0	0	0	0	0	0	0	0	0	0	0	2	4	6	6
Personal Injury	0	0	0	0	0	114	89	15	218	0	0	0	0	0	0	218
Prod Liability	0	0	0	0	0	0	0	0	0	7	5	12	0	1	1	13
Prof Malpractic	0	0	0	0	0	0	0	0	0	11	6	17	0	0	0	17
PIP Coverage	0	0	0	0	0	0	0	0	0	0	0	0	0	0	0	0
Real Property	4	2	1	0	7	0	0	0	0	0	0	0	0	0	0	7
Tort Other	0	0	0	0	0	13	7	4	24	0	0	0	0	0	0	24
Toxic Tort	0	0	0	0	0	0	0	0	0	0	0	0	0	0	0	0
UM/UIM Bod Inj	0	0	0	0	0	15	6	2	23	0	0	0	0	0	0	23
Total	35	20	11	0	66	344	279	53	676	60	92	152	7	14	21	915

NOTE: Some Multicounty Litigation (MCL) cases were transferred in November 2014: Atlantic to Bergen = 8,935; Atlantic to Middlesex = 4,070.

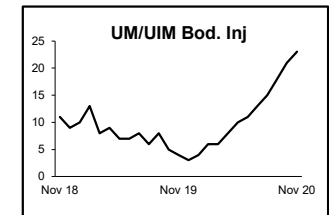
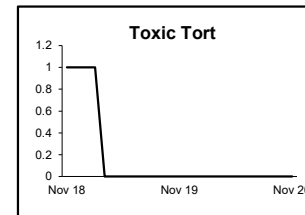
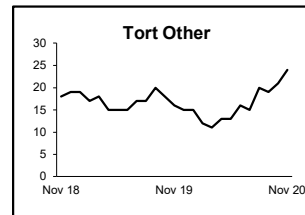
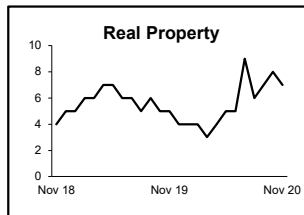
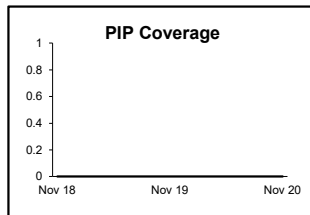
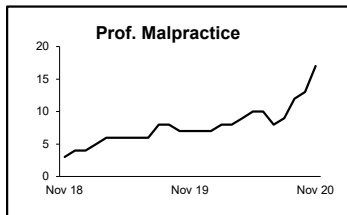
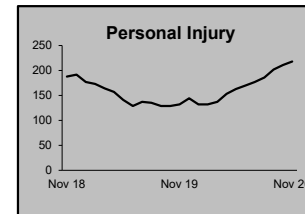
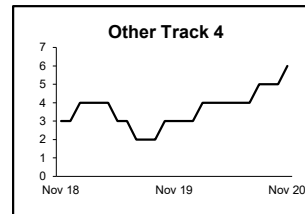
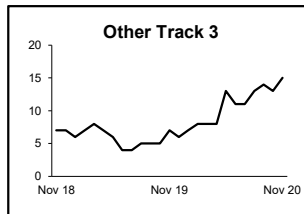
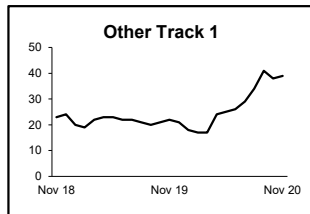
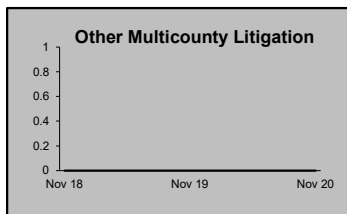
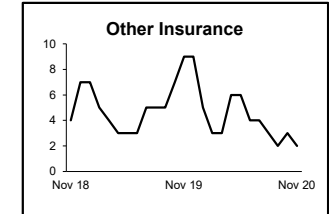

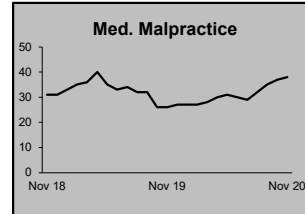
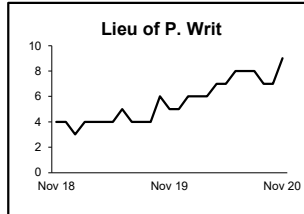
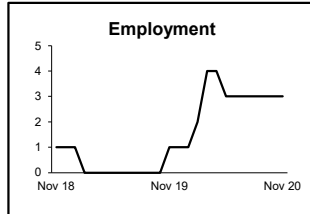
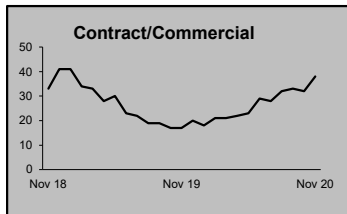
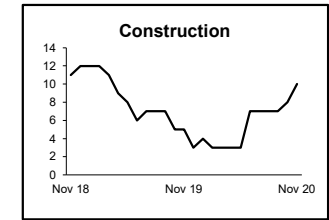
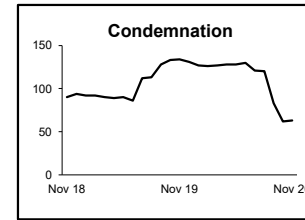
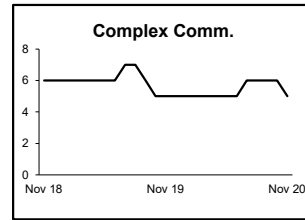
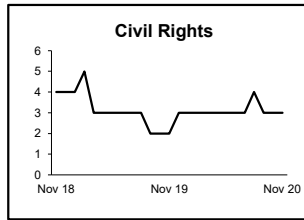
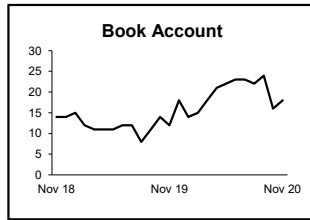
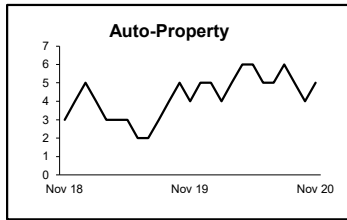
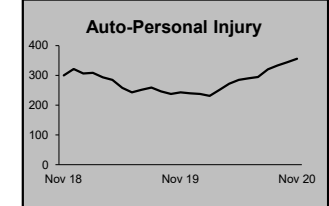
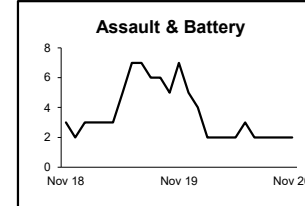
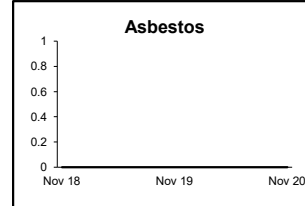
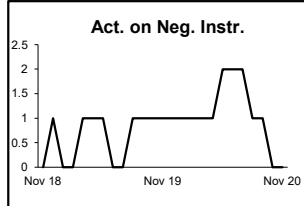
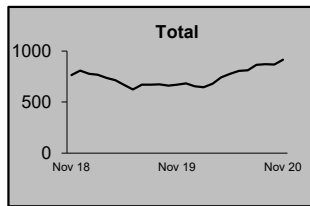
**CIVIL RESOLUTION SUMMARY BY CASETYPE
JULY 2020 - NOVEMBER 2020
OCEAN**

	Trial			Summary					Total	Percent resolved by						Monthly Resolutions
	Jury	Nonjury	Total	Judgment	Settlement	Default Judgment	Dismiss	Other		Trial	Sum Jud	Settle	Default J	Dismiss	Other	
Act on Neg Inst	0	0	0	1	0	2	7	0	10	0%	10%	0%	20%	70%	0%	
Asbestos	0	0	0	0	0	0	0	0	0	0%	0%	0%	0%	0%	0%	
Assault & Bat	0	0	0	0	0	1	2	0	3	0%	0%	0%	33%	67%	0%	
Auto - Pers Inj	1	0	1	0	65	0	241	11	318	0%	0%	20%	0%	76%	3%	
Auto - Property	0	0	0	0	2	5	11	0	18	0%	0%	11%	28%	61%	0%	
Book Account	0	0	0	2	14	59	117	6	198	0%	1%	7%	30%	59%	3%	
Civil Rights	0	0	0	0	1	0	5	1	7	0%	0%	14%	0%	71%	14%	
Complex Commer	0	0	0	0	1	1	4	0	6	0%	0%	17%	17%	67%	0%	
Condemnation	0	0	0	0	12	0	0	66	78	0%	0%	15%	0%	0%	85%	
Construction	0	0	0	0	1	1	5	2	9	0%	0%	11%	11%	56%	22%	
Contract/Commer	0	0	0	1	29	29	130	13	202	0%	0%	14%	14%	64%	6%	
Employment	0	0	0	0	0	0	1	2	3	0%	0%	0%	0%	33%	67%	
Lieu of P. Writ	0	5	5	0	2	0	8	0	15	33%	0%	13%	0%	53%	0%	
Medical Malprac	0	0	0	0	6	0	13	3	22	0%	0%	27%	0%	59%	14%	
Name Change	0	0	0	0	0	0	2	1	3	0%	0%	0%	0%	67%	33%	
Other Insurance	0	0	0	2	0	0	4	4	10	0%	20%	0%	0%	40%	40%	
Other MCL	0	0	0	0	0	0	0	0	0	0%	0%	0%	0%	0%	0%	
Other Track 1	0	0	0	1	20	1	51	30	103	0%	1%	19%	1%	50%	29%	
Other Track 3	0	0	0	0	3	0	22	2	27	0%	0%	11%	0%	81%	7%	
Other Track 4	0	0	0	0	0	2	4	0	6	0%	0%	0%	33%	67%	0%	
Personal Injury	0	0	0	6	42	2	131	20	201	0%	3%	21%	1%	65%	10%	
Prod Liability	0	0	0	0	1	0	3	1	5	0%	0%	20%	0%	60%	20%	
Prof Malpractic	0	0	0	0	4	0	3	1	8	0%	0%	50%	0%	38%	13%	
PIP Coverage	0	0	0	0	1	0	0	0	1	0%	0%	100%	0%	0%	0%	
Real Property	0	0	0	0	4	0	6	3	13	0%	0%	31%	0%	46%	23%	
Tort Other	0	0	0	1	8	6	27	3	45	0%	2%	18%	13%	60%	7%	
Toxic Tort	0	0	0	0	0	0	0	0	0	0%	0%	0%	0%	0%	0%	
UM/UIM Bod Inj	0	1	1	0	4	0	12	0	17	6%	0%	24%	0%	71%	0%	
Total	1	6	7	14	220	109	809	169	1,328	1%	1%	17%	8%	61%	13%	

NOTE: Some Multicounty Litigation (MCL) cases were transferred in November 2014: Atlantic to Bergen = 8,935; Atlantic to Middlesex = 4,070.

**CIVIL BACKLOG BY CASETYPE
NOVEMBER 2020
OCEAN**

	Total	Backlog	% chg
Nov 18	763		
Nov 19	671		-12%
Nov 20	915		36%



1) Casetypes with the state's largest backlogs are highlighted.

2) Some Multicounty Litigation (MCL) cases were transferred in November 2014: Atlantic to Bergen = 8,935; Atlantic to Middlesex = 4,070.

**CIVIL CASELOAD SUMMARY BY CASETYPE
JULY 2020 - NOVEMBER 2020
PASSAIC**

	Filings			Resolutions			Clearance		Backlog			Backlog Percent		Backlog Per 100 Monthly Filings		Active Pending		
	Jul 2019	Jul 2020	percent change	Jul 2019	Jul 2020	percent change	Jul 2020 - Nov 2020		Nov 2019	Nov 2020	percent change	Nov 2019	Nov 2020	Nov 2019	Nov 2020	Nov 2019	Nov 2020	percent change
	to Nov 2019	to Nov 2020		to Nov 2019	to Nov 2020		number	percent										
Act on Neg Inst	2	5	150%	1	4	300%	-1	80%	1	0	-100%	25%	0%	240	0	4	8	100%
Asbestos	0	0	0%	0	0	0%	0	100%	0	0	0%	0%	0%	0	0	0	0	0%
Assault & Bat	2	3	50%	4	4	0%	1	133%	0	2		0%	7%	0	343	6	29	383%
Auto - Pers Inj	874	900	3%	867	807	-7%	-93	90%	327	521	59%	13%	20%	193	300	2,445	2,670	9%
Auto - Property	23	16	-30%	20	28	40%	12	175%	1	6	500%	3%	14%	26	150	38	44	16%
Book Account	192	234	22%	159	206	30%	-28	88%	6	11	83%	3%	4%	15	30	237	279	18%
Civil Rights	4	9	125%	3	3	0%	-6	33%	2	4	100%	11%	19%	267	369	19	21	11%
Complex Comme	1	3	200%	2	4	100%	1	133%	4	4	0%	44%	29%	1,200	400	9	14	56%
Condemnation	2	0	-100%	3	1	-67%	1	100%	0	0	0%	0%	0%	0	0	3	1	-67%
Construction	9	5	-44%	10	6	-40%	1	120%	1	5	400%	6%	28%	60	667	17	18	6%
Contract/Comme	184	179	-3%	192	176	-8%	-3	98%	17	47	176%	6%	15%	47	153	294	320	9%
Employment	1	4	300%	6	1	-83%	-3	25%	0	1		0%	14%	0	200	5	7	40%
Lieu of P. Writ	10	3	-70%	14	6	-57%	3	200%	1	5	400%	8%	25%	75	400	13	20	54%
Medical Malprac	24	18	-25%	20	17	-15%	-1	94%	9	16	78%	12%	17%	212	349	74	96	30%
Name Change	43	31	-28%	48	30	-38%	-1	97%	0	0	0%	0%	0%	0	0	18	14	-22%
Other Insurance	13	8	-38%	13	7	-46%	-1	88%	3	4	33%	14%	22%	95	200	21	18	-14%
Other MCL	0	1		0	0	0%	-1	0%	0	0	0%	0%	0%	0	0	0	0	0%
Other Track 1	73	66	-10%	74	62	-16%	-4	94%	9	20	122%	10%	18%	62	139	91	114	25%
Other Track 3	31	35	13%	17	31	82%	-4	89%	8	13	63%	8%	12%	130	203	95	108	14%
Other Track 4	4	7	75%	8	1	-88%	-6	14%	9	10	11%	47%	36%	831	923	19	28	47%
Personal Injury	250	221	-12%	255	232	-9%	11	105%	129	177	37%	16%	23%	250	379	809	776	-4%
Prod Liability	2	3	50%	5	1	-80%	-2	33%	3	5	67%	19%	33%	360	857	16	15	-6%
Prof Malpractic	5	8	60%	12	8	-33%	0	100%	4	10	150%	13%	28%	229	632	31	36	16%
PIP Coverage	10	6	-40%	15	11	-27%	5	183%	1	1	0%	10%	11%	35	71	10	9	-10%
Real Property	18	5	-72%	6	14	133%	9	280%	3	7	133%	11%	47%	120	420	27	15	-44%
Tort Other	42	44	5%	36	38	6%	-6	86%	11	17	55%	12%	17%	147	222	89	98	10%
Toxic Tort	0	0	0%	1	0	-100%	0	100%	1	0	-100%	100%	0%	0	0	1	0	-100%
UM/UIM Bod Inj	35	44	26%	43	40	-7%	-4	91%	12	26	117%	10%	22%	145	322	119	120	1%
Total	1,854	1,858	0%	1,834	1,738	-5%	-120	94%	562	912	62%	12%	19%	153	257	4,510	4,878	8%

NOTE: Some Multicounty Litigation (MCL) cases were transferred in November 2014: Atlantic to Bergen = 8,935; Atlantic to Middlesex = 4,070.

CIVIL BACKLOG SUMMARY BY CASETYPE

November 2020

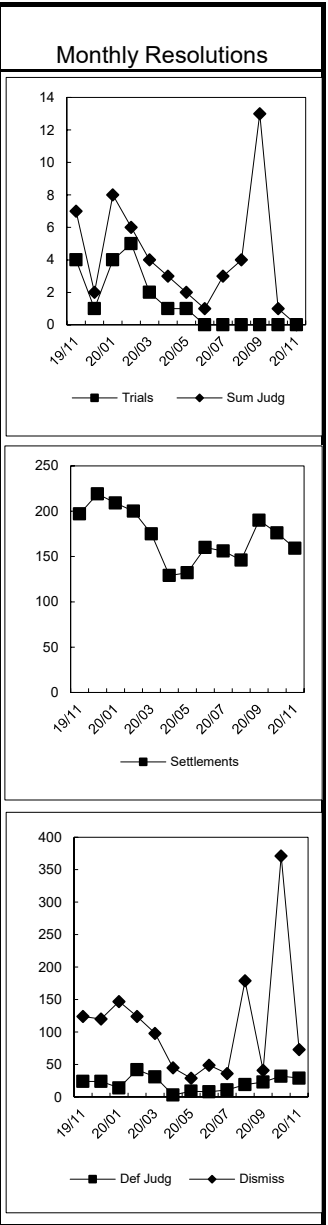
PASSAIC

	Cases in Backlog															
	Track 1					Track 2				Track 3			Track 4			Total Backlog
	12 to 18 months	18 to 24 months	24 to 36 months	over 36 months	Total Track 1	18 to 24 months	24 to 36 months	over 36 months	Total Track 2	24 to 36 months	over 36 months	Total Track 3	24 to 36 months	over 36 months	Total Track 4	
Act on Neg Inst	0	0	0	0	0	0	0	0	0	0	0	0	0	0	0	0
Asbestos	0	0	0	0	0	0	0	0	0	0	0	0	0	0	0	0
Assault & Bat	0	0	0	0	0	0	0	0	0	2	0	2	0	0	0	0
Auto - Pers Inj	0	0	0	0	0	305	205	11	521	0	0	0	0	0	0	0
Auto - Property	0	0	0	0	0	3	3	0	6	0	0	0	0	0	0	0
Book Account	6	5	0	0	11	0	0	0	0	0	0	0	0	0	0	0
Civil Rights	0	0	0	0	0	0	0	0	0	3	1	4	0	0	0	0
Complex Comme	0	0	0	0	0	0	0	0	0	0	0	0	1	3	4	4
Condemnation	0	0	0	0	0	0	0	0	0	0	0	0	0	0	0	0
Construction	0	0	0	0	0	3	2	0	5	0	0	0	0	0	0	0
Contract/Comme	0	0	0	0	0	26	18	3	47	0	0	0	0	0	0	0
Employment	0	0	0	0	0	0	1	0	1	0	0	0	0	0	0	0
Lieu of P. Writ	0	0	0	0	0	0	0	0	0	0	0	0	4	1	5	5
Medical Malprac	0	0	0	0	0	0	0	0	0	10	6	16	0	0	0	0
Name Change	0	0	0	0	0	0	0	0	0	0	0	0	0	0	0	0
Other Insurance	2	1	1	0	4	0	0	0	0	0	0	0	0	0	0	0
Other Mass Tort	0	0	0	0	0	0	0	0	0	0	0	0	0	0	0	0
Other Track 1	12	5	2	1	20	0	0	0	0	0	0	0	0	0	0	0
Other Track 3	0	0	0	0	0	0	0	0	0	11	2	13	0	0	0	0
Other Track 4	0	0	0	0	0	0	0	0	0	0	0	0	1	9	10	10
Personal Injury	0	0	0	0	0	97	76	4	177	0	0	0	0	0	0	0
Prod Liability	0	0	0	0	0	0	0	0	0	4	1	5	0	0	0	0
Prof Malpractic	0	0	0	0	0	0	0	0	0	9	1	10	0	0	0	0
PIP Coverage	1	0	0	0	1	0	0	0	0	0	0	0	0	0	0	0
Real Property	5	1	1	0	7	0	0	0	0	0	0	0	0	0	0	0
Tort Other	0	0	0	0	0	8	8	1	17	0	0	0	0	0	0	0
Toxic Tort	0	0	0	0	0	0	0	0	0	0	0	0	0	0	0	0
UM/UIM Bod Inj	0	0	0	0	0	16	10	0	26	0	0	0	0	0	0	0
Total	26	12	4	1	43	458	323	19	800	39	11	50	6	13	19	912

NOTE: Some Multicounty Litigation (MCL) cases were transferred in November 2014: Atlantic to Bergen = 8,935; Atlantic to Middlesex = 4,070.

**CIVIL RESOLUTION SUMMARY BY CASETYPE
JULY 2020 - NOVEMBER 2020
PASSAIC**

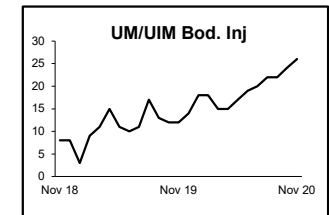
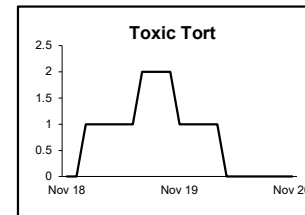
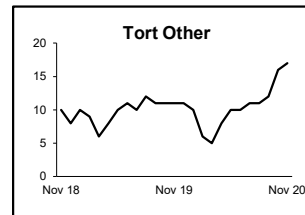
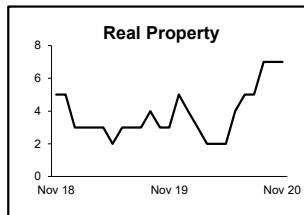
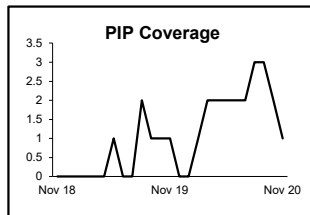
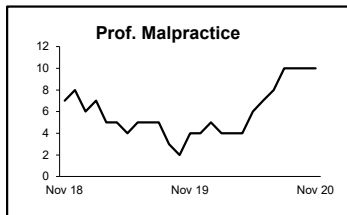
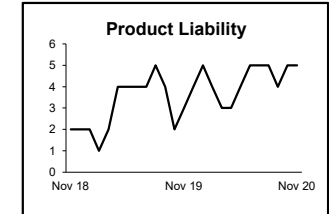
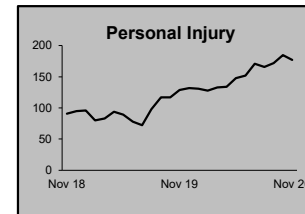
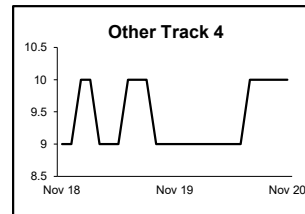
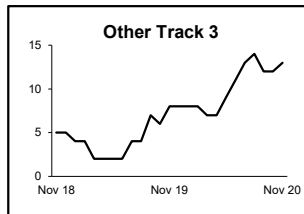
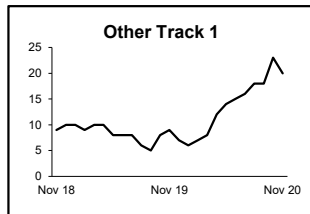
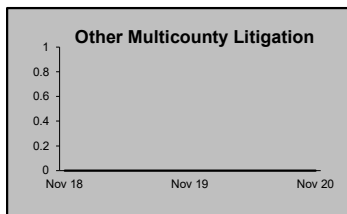
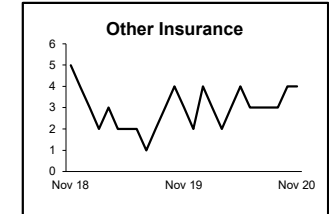

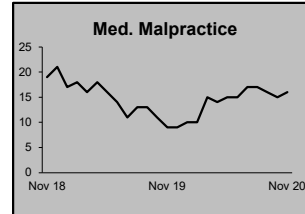
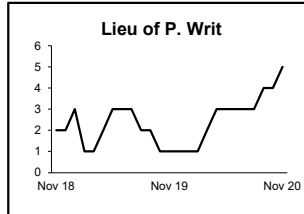
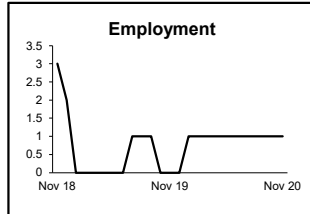
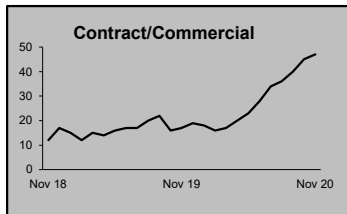
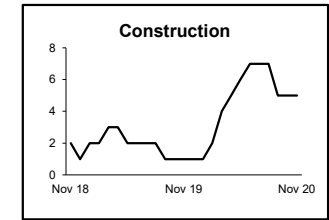
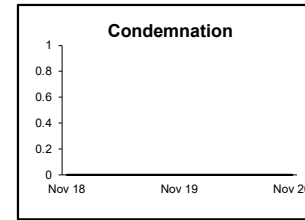
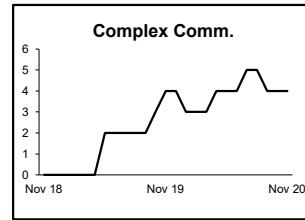
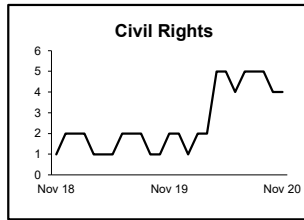
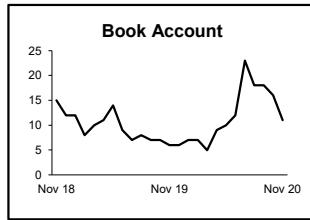
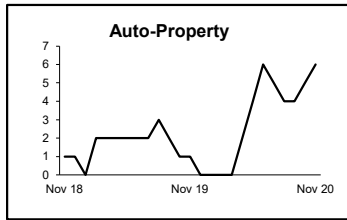
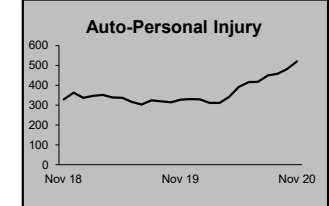
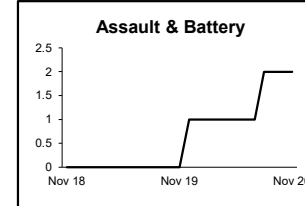
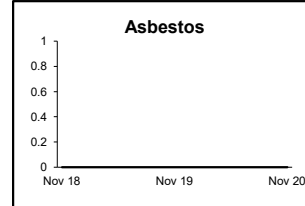
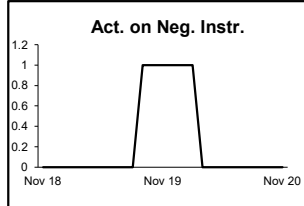
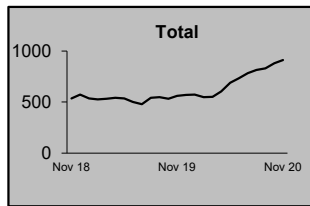
	Trial			Summary					Total	Percent resolved by						Monthly Resolutions
	Jury	Nonjury	Total	Judgment	Settlement	Default Judgment	Dismiss	Other		Trial	Sum Jud	Settle	Default J	Dismiss	Other	
Act on Neg Inst	0	0	0	0	0	1	3	0	4	0%	0%	0%	25%	75%	0%	
Asbestos	0	0	0	0	0	0	0	0	0	0%	0%	0%	0%	0%	0%	
Assault & Bat	0	0	0	0	2	0	2	0	4	0%	0%	50%	0%	50%	0%	
Auto - Pers Inj	0	0	0	5	520	3	261	18	807	0%	1%	64%	0%	32%	2%	
Auto - Property	0	0	0	0	5	7	15	1	28	0%	0%	18%	25%	54%	4%	
Book Account	0	0	0	6	36	64	97	3	206	0%	3%	17%	31%	47%	1%	
Civil Rights	0	0	0	0	0	0	3	0	3	0%	0%	0%	0%	100%	0%	
Complex Commer	0	0	0	0	1	0	3	0	4	0%	0%	25%	0%	75%	0%	
Condemnation	0	0	0	1	0	0	0	0	1	0%	100%	0%	0%	0%	0%	
Construction	0	0	0	0	5	0	1	0	6	0%	0%	83%	0%	17%	0%	
Contract/Commer	0	0	0	0	31	24	118	3	176	0%	0%	18%	14%	67%	2%	
Employment	0	0	0	0	1	0	0	0	1	0%	0%	100%	0%	0%	0%	
Lieu of P. Writ	0	0	0	0	0	0	5	1	6	0%	0%	0%	0%	83%	17%	
Medical Malprac	0	0	0	0	6	0	11	0	17	0%	0%	35%	0%	65%	0%	
Name Change	0	0	0	0	0	0	0	30	30	0%	0%	0%	0%	0%	100%	
Other Insurance	0	0	0	1	1	1	2	2	7	0%	14%	14%	14%	29%	29%	
Other MCL	0	0	0	0	0	0	0	0	0	0%	0%	0%	0%	0%	0%	
Other Track 1	0	0	0	3	18	4	32	5	62	0%	5%	29%	6%	52%	8%	
Other Track 3	0	0	0	1	13	0	16	1	31	0%	3%	42%	0%	52%	3%	
Other Track 4	0	0	0	0	0	0	1	0	1	0%	0%	0%	0%	100%	0%	
Personal Injury	0	0	0	4	143	4	75	6	232	0%	2%	62%	2%	32%	3%	
Prod Liability	0	0	0	0	1	0	0	0	1	0%	0%	100%	0%	0%	0%	
Prof Malpractic	0	0	0	0	4	0	4	0	8	0%	0%	50%	0%	50%	0%	
PIP Coverage	0	0	0	0	4	0	6	1	11	0%	0%	36%	0%	55%	9%	
Real Property	0	0	0	0	0	1	13	0	14	0%	0%	0%	7%	93%	0%	
Tort Other	0	0	0	0	7	4	22	5	38	0%	0%	18%	11%	58%	13%	
Toxic Tort	0	0	0	0	0	0	0	0	0	0%	0%	0%	0%	0%	0%	
UM/UIB Bod Inj	0	0	0	0	29	1	10	0	40	0%	0%	73%	3%	25%	0%	
Total	0	0	0	21	827	114	700	76	1,738	0%	1%	48%	7%	40%	4%	



NOTE: Some Multicounty Litigation (MCL) cases were transferred in November 2014: Atlantic to Bergen = 8,935; Atlantic to Middlesex = 4,070.

**CIVIL BACKLOG BY CASETYPE
NOVEMBER 2020
PASSAIC**

	Total	Backlog	% chg
Nov 18	535		
Nov 19	562		5%
Nov 20	912		62%



1) Casetypes with the state's largest backlogs are highlighted.

2) Some Multicounty Litigation (MCL) cases were transferred in November 2014: Atlantic to Bergen = 8,935; Atlantic to Middlesex = 4,070.

**CIVIL CASELOAD SUMMARY BY CASETYPE
JULY 2020 - NOVEMBER 2020
SALEM**

	Filings			Resolutions			Clearance		Backlog			Backlog Percent		Backlog Per 100 Monthly Filings		Active Pending		
	Jul 2019	Jul 2020	percent change	Jul 2019	Jul 2020	percent change	Jul 2020 - Nov 2020		Nov 2019	Nov 2020	percent change	Nov 2019	Nov 2020	Nov 2019	Nov 2020	Nov 2019	Nov 2020	percent change
	to Nov 2019	to Nov 2020		number	percent													
Act on Neg Inst	0	0	0%	3	0	-100%	0	100%	0	0	0%	0%	0%	0	0	0	0	0%
Asbestos	0	0	0%	0	0	0%	0	100%	0	0	0%	0%	0%	0	0	0	0	0%
Assault & Bat	1	1	0%	0	4		3	400%	2	2	0%	29%	67%	1,200	2,400	7	3	-57%
Auto - Pers Inj	28	16	-43%	21	16	-24%	0	100%	14	10	-29%	25%	22%	400	353	56	45	-20%
Auto - Property	2	2	0%	1	1	0%	-1	50%	0	1		0%	20%	0	240	5	5	0%
Book Account	19	15	-21%	15	19	27%	4	127%	0	0	0%	0%	0%	0	0	22	20	-9%
Civil Rights	0	1		3	2	-33%	1	200%	2	1	-50%	40%	25%	800	600	5	4	-20%
Complex Comme	0	0	0%	0	0	0%	0	100%	0	0	0%	0%	0%	0	0	0	0	0%
Condemnation	0	0	0%	0	0	0%	0	100%	0	0	0%	0%	0%	0	0	0	0	0%
Construction	1	1	0%	1	0	-100%	-1	0%	0	1		0%	33%	0	600	3	3	0%
Contract/Comme	18	12	-33%	20	17	-15%	5	142%	1	1	0%	3%	4%	27	41	31	24	-23%
Employment	0	0	0%	0	0	0%	0	100%	1	0	-100%	100%	0%	1,200	0	1	0	-100%
Lieu of P. Writ	2	1	-50%	1	1	0%	0	100%	0	0	0%	0%	0%	0	0	2	2	0%
Medical Malprac	0	0	0%	1	0	-100%	0	100%	0	0	0%	0%	0%	0	0	3	2	-33%
Name Change	3	6	100%	6	4	-33%	-2	67%	0	0	0%	0%	0%	0	0	1	4	300%
Other Insurance	1	3	200%	2	1	-50%	-2	33%	1	1	0%	100%	25%	1,200	300	1	4	300%
Other MCL	0	0	0%	0	0	0%	0	100%	0	0	0%	0%	0%	0	0	0	0	0%
Other Track 1	14	12	-14%	14	17	21%	5	142%	1	1	0%	8%	10%	39	46	12	10	-17%
Other Track 3	2	4	100%	4	6	50%	2	150%	0	1		0%	10%	0	100	6	10	67%
Other Track 4	1	1	0%	2	0	-100%	-1	0%	3	1	-67%	75%	33%	1,200	600	4	3	-25%
Personal Injury	4	18	350%	17	16	-6%	-2	89%	10	10	0%	26%	20%	571	245	39	49	26%
Prod Liability	2	0	-100%	1	0	-100%	0	100%	0	2		0%	50%	0		4	4	0%
Prof Malpractic	0	1		0	1		0	100%	1	0	-100%	33%	0%	600	0	3	1	-67%
PIP Coverage	0	1		1	0	-100%	-1	0%	0	0	0%	0%	0%	0	0	0	1	
Real Property	0	1		0	0	0%	-1	0%	0	0	0%	0%	0%	0	0	0	2	
Tort Other	5	3	-40%	6	7	17%	4	233%	0	0	0%	0%	0%	0	0	5	8	60%
Toxic Tort	0	0	0%	0	0	0%	0	100%	0	0	0%	0%	0%	0	0	0	0	0%
UM/UIIM Bod Inj	1	1	0%	3	2	-33%	1	200%	2	0	-100%	67%	0%	2,400	0	3	3	0%
Total	104	100	-4%	122	114	-7%	14	114%	38	32	-16%	18%	15%	186	159	213	207	-3%

NOTE: Some Multicounty Litigation (MCL) cases were transferred in November 2014: Atlantic to Bergen = 8,935; Atlantic to Middlesex = 4,070.

CIVIL BACKLOG SUMMARY BY CASETYPE

November 2020

SALEM

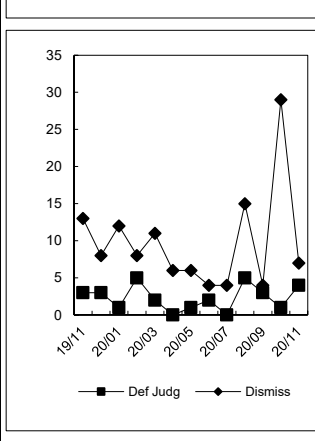
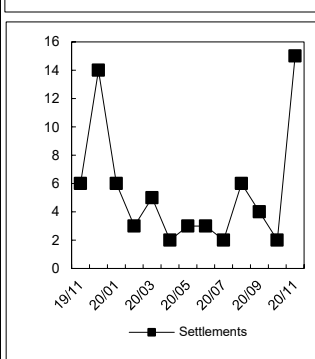
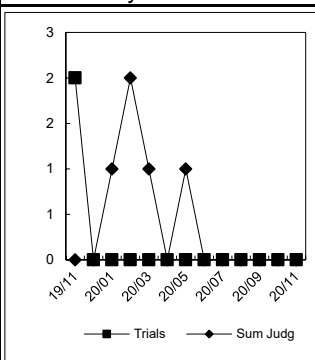
	Cases in Backlog															
	Track 1					Track 2				Track 3			Track 4			Total Backlog
	12 to 18 months	18 to 24 months	24 to 36 months	over 36 months	Total Track 1	18 to 24 months	24 to 36 months	over 36 months	Total Track 2	24 to 36 months	over 36 months	Total Track 3	24 to 36 months	over 36 months	Total Track 4	
Act on Neg Inst	0	0	0	0	0	0	0	0	0	0	0	0	0	0	0	0
Asbestos	0	0	0	0	0	0	0	0	0	0	0	0	0	0	0	0
Assault & Bat	0	0	0	0	0	0	0	0	0	1	1	2	0	0	0	2
Auto - Pers Inj	0	0	0	0	0	2	7	1	10	0	0	0	0	0	0	10
Auto - Property	0	0	0	0	0	0	1	0	1	0	0	0	0	0	0	1
Book Account	0	0	0	0	0	0	0	0	0	0	0	0	0	0	0	0
Civil Rights	0	0	0	0	0	0	0	0	0	1	0	1	0	0	0	1
Complex Comme	0	0	0	0	0	0	0	0	0	0	0	0	0	0	0	0
Condemnation	0	0	0	0	0	0	0	0	0	0	0	0	0	0	0	0
Construction	0	0	0	0	0	0	1	0	1	0	0	0	0	0	0	1
Contract/Comme	0	0	0	0	0	0	1	0	1	0	0	0	0	0	0	1
Employment	0	0	0	0	0	0	0	0	0	0	0	0	0	0	0	0
Lieu of P. Writ	0	0	0	0	0	0	0	0	0	0	0	0	0	0	0	0
Medical Malprac	0	0	0	0	0	0	0	0	0	0	0	0	0	0	0	0
Name Change	0	0	0	0	0	0	0	0	0	0	0	0	0	0	0	0
Other Insurance	0	0	0	1	1	0	0	0	0	0	0	0	0	0	0	1
Other Mass Tort	0	0	0	0	0	0	0	0	0	0	0	0	0	0	0	0
Other Track 1	0	0	1	0	1	0	0	0	0	0	0	0	0	0	0	1
Other Track 3	0	0	0	0	0	0	0	0	0	1	0	1	0	0	0	1
Other Track 4	0	0	0	0	0	0	0	0	0	0	0	0	0	1	1	1
Personal Injury	0	0	0	0	0	2	8	0	10	0	0	0	0	0	0	10
Prod Liability	0	0	0	0	0	0	0	0	0	2	0	2	0	0	0	2
Prof Malpractic	0	0	0	0	0	0	0	0	0	0	0	0	0	0	0	0
PIP Coverage	0	0	0	0	0	0	0	0	0	0	0	0	0	0	0	0
Real Property	0	0	0	0	0	0	0	0	0	0	0	0	0	0	0	0
Tort Other	0	0	0	0	0	0	0	0	0	0	0	0	0	0	0	0
Toxic Tort	0	0	0	0	0	0	0	0	0	0	0	0	0	0	0	0
UM/UIM Bod Inj	0	0	0	0	0	0	0	0	0	0	0	0	0	0	0	0
Total	0	0	1	1	2	4	18	1	23	5	1	6	0	1	1	32

NOTE: Some Multicounty Litigation (MCL) cases were transferred in November 2014: Atlantic to Bergen = 8,935; Atlantic to Middlesex = 4,070.

**CIVIL RESOLUTION SUMMARY BY CASETYPE
JULY 2020 - NOVEMBER 2020
SALEM**

	Trial			Summary					Total	Percent resolved by					
	Jury	Nonjury	Total	Judgment	Settlement	Default Judgment	Dismiss	Other		Trial	Sum Jud	Settle	Default J	Dismiss	Other
Act on Neg Inst	0	0	0	0	0	0	0	0	0	0%	0%	0%	0%	0%	0%
Asbestos	0	0	0	0	0	0	0	0	0	0%	0%	0%	0%	0%	0%
Assault & Bat	0	0	0	0	0	1	3	0	4	0%	0%	0%	25%	75%	0%
Auto - Pers Inj	0	0	0	0	3	0	12	1	16	0%	0%	19%	0%	75%	6%
Auto - Property	0	0	0	0	0	0	1	0	1	0%	0%	0%	0%	100%	0%
Book Account	0	0	0	0	3	7	9	0	19	0%	0%	16%	37%	47%	0%
Civil Rights	0	0	0	0	2	0	0	0	2	0%	0%	100%	0%	0%	0%
Complex Commer	0	0	0	0	0	0	0	0	0	0%	0%	0%	0%	0%	0%
Condemnation	0	0	0	0	0	0	0	0	0	0%	0%	0%	0%	0%	0%
Construction	0	0	0	0	0	0	0	0	0	0%	0%	0%	0%	0%	0%
Contract/Commer	0	0	0	0	2	2	13	0	17	0%	0%	12%	12%	76%	0%
Employment	0	0	0	0	0	0	0	0	0	0%	0%	0%	0%	0%	0%
Lieu of P. Writ	0	0	0	0	0	0	1	0	1	0%	0%	0%	0%	100%	0%
Medical Malprac	0	0	0	0	0	0	0	0	0	0%	0%	0%	0%	0%	0%
Name Change	0	0	0	0	0	0	0	4	4	0%	0%	0%	0%	0%	100%
Other Insurance	0	0	0	0	0	0	0	1	1	0%	0%	0%	0%	0%	100%
Other MCL	0	0	0	0	0	0	0	0	0	0%	0%	0%	0%	0%	0%
Other Track 1	0	0	0	0	2	1	8	6	17	0%	0%	12%	6%	47%	35%
Other Track 3	0	0	0	0	3	0	2	1	6	0%	0%	50%	0%	33%	17%
Other Track 4	0	0	0	0	0	0	0	0	0	0%	0%	0%	0%	0%	0%
Personal Injury	0	0	0	0	7	1	8	0	16	0%	0%	44%	6%	50%	0%
Prod Liability	0	0	0	0	0	0	0	0	0	0%	0%	0%	0%	0%	0%
Prof Malpractic	0	0	0	0	1	0	0	0	1	0%	0%	100%	0%	0%	0%
PIP Coverage	0	0	0	0	0	0	0	0	0	0%	0%	0%	0%	0%	0%
Real Property	0	0	0	0	0	0	0	0	0	0%	0%	0%	0%	0%	0%
Tort Other	0	0	0	0	6	1	0	0	7	0%	0%	86%	14%	0%	0%
Toxic Tort	0	0	0	0	0	0	0	0	0	0%	0%	0%	0%	0%	0%
UM/UIM Bod Inj	0	0	0	0	0	0	2	0	2	0%	0%	0%	0%	100%	0%
Total	0	0	0	0	29	13	59	13	114	0%	0%	25%	11%	52%	11%

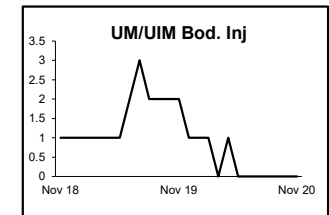
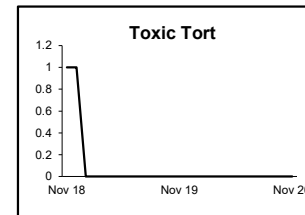
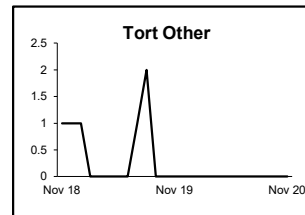
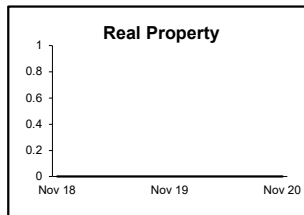
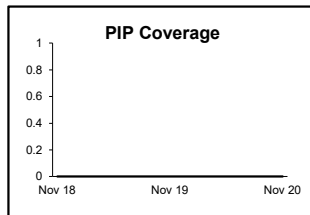
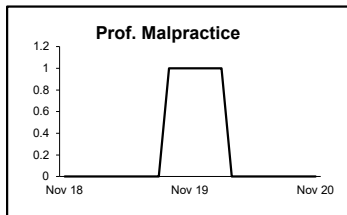
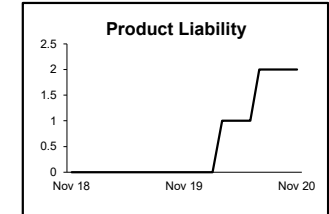
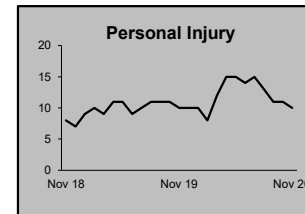
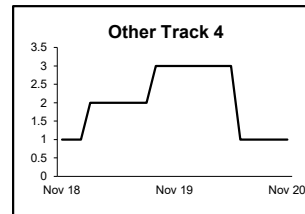
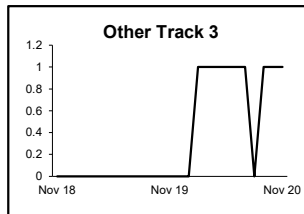
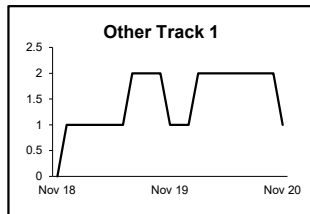
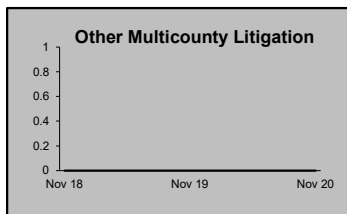
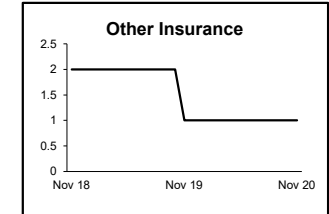

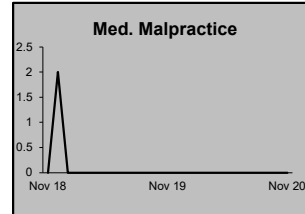
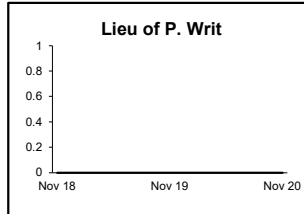
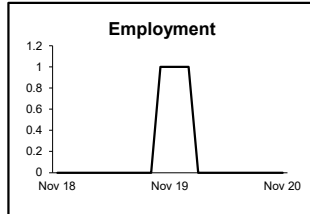
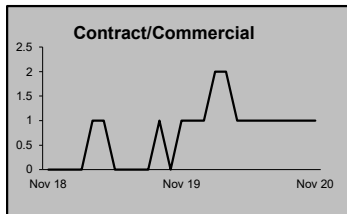
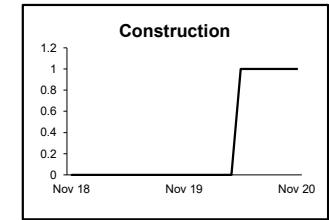
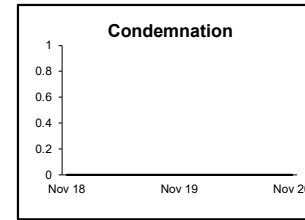

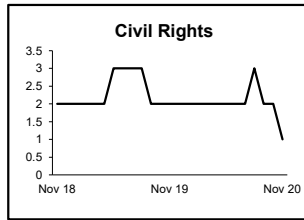
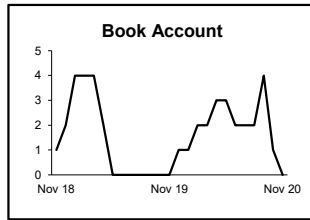
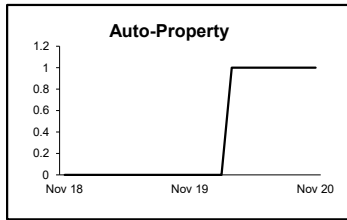
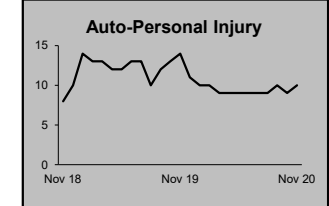
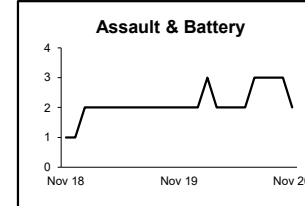
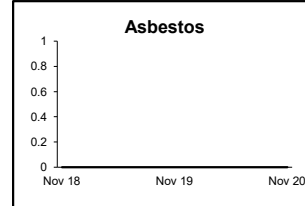
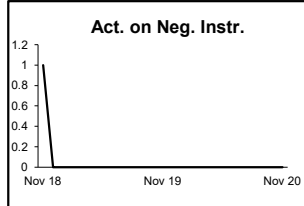
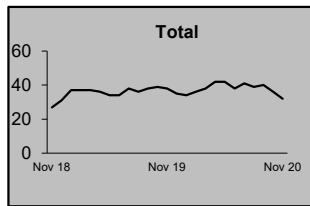
Monthly Resolutions



NOTE: Some Multicounty Litigation (MCL) cases were transferred in November 2014: Atlantic to Bergen = 8,935; Atlantic to Middlesex = 4,070.

**CIVIL BACKLOG BY CASETYPE
NOVEMBER 2020
SALEM**

	Total	Backlog	% chg
Nov 18		27	
Nov 19		38	41%
Nov 20		32	-16%



1) Casetypes with the state's largest backlogs are highlighted.

2) Some Multicounty Litigation (MCL) cases were transferred in November 2014: Atlantic to Bergen = 8,935; Atlantic to Middlesex = 4,070.

**CIVIL CASELOAD SUMMARY BY CASETYPE
JULY 2020 - NOVEMBER 2020
SOMERSET**

	Filings			Resolutions			Clearance		Backlog			Backlog Percent		Backlog Per 100 Monthly Filings		Active Pending		
	Jul 2019	Jul 2020	percent change	Jul 2019	Jul 2020	percent change	Jul 2020 - Nov 2020		Nov 2019	Nov 2020	percent change	Nov 2019	Nov 2020	Nov 2019	Nov 2020	Nov 2019	Nov 2020	percent change
	to Nov 2019	to Nov 2020		number	percent													
Act on Neg Inst	2	2	0%	2	4	100%	2	200%	0	0	0%	0%	0%	0	0	4	1	-75%
Asbestos	0	0	0%	0	0	0%	0	100%	0	0	0%	0%	0%	0	0	0	0	0%
Assault & Bat	2	4	100%	3	1	-67%	-3	25%	0	1		0%	10%	0	150	3	10	233%
Auto - Pers Inj	188	157	-16%	147	140	-5%	-17	89%	60	145	142%	11%	23%	160	390	535	620	16%
Auto - Property	12	12	0%	7	10	43%	-2	83%	0	1		0%	5%	0	48	16	21	31%
Book Account	126	110	-13%	106	108	2%	-2	98%	0	0	0%	0%	0%	0	0	124	109	-12%
Civil Rights	3	3	0%	6	2	-67%	-1	67%	1	0	-100%	25%	0%	171	0	4	7	75%
Complex Comme	3	7	133%	18	6	-67%	-1	86%	9	5	-44%	39%	29%	1,543	400	23	17	-26%
Condemnation	4	1	-75%	0	1		0	100%	0	0	0%	0%	0%	0	0	7	6	-14%
Construction	7	11	57%	3	8	167%	-3	73%	3	4	33%	19%	22%	240	267	16	18	13%
Contract/Comme	135	124	-8%	165	129	-22%	5	104%	11	17	55%	5%	8%	41	74	209	219	5%
Employment	8	2	-75%	3	5	67%	3	250%	1	0	-100%	11%	0%	109	0	9	4	-56%
Lieu of P. Writ	9	5	-44%	6	6	0%	1	120%	0	1		0%	25%	0	171	12	4	-67%
Medical Malprac	11	15	36%	7	5	-29%	-10	33%	7	16	129%	15%	26%	350	549	47	62	32%
Name Change	36	34	-6%	45	32	-29%	-2	94%	0	0	0%	0%	0%	0	0	5	14	180%
Other Insurance	4	11	175%	3	1	-67%	-10	9%	0	0	0%	0%	0%	0	0	5	16	220%
Other MCL	0	0	0%	0	0	0%	0	100%	0	0	0%	0%	0%	0	0	0	0	0%
Other Track 1	43	50	16%	31	45	45%	-5	90%	0	1		0%	3%	0	11	27	33	22%
Other Track 3	25	26	4%	15	22	47%	-4	85%	1	6	500%	2%	10%	26	129	45	62	38%
Other Track 4	7	4	-43%	7	2	-71%	-2	50%	7	11	57%	24%	52%	494	2,200	29	21	-28%
Personal Injury	116	76	-34%	83	69	-17%	-7	91%	30	62	107%	11%	21%	152	344	275	300	9%
Prod Liability	7	3	-57%	7	2	-71%	-1	67%	1	0	-100%	7%	0%	80	0	14	10	-29%
Prof Malpractic	6	9	50%	9	10	11%	1	111%	8	11	38%	22%	32%	686	733	37	34	-8%
PIP Coverage	5	0	-100%	5	2	-60%	2	100%	0	0	0%	0%	0%	0	0	5	1	-80%
Real Property	6	5	-17%	3	6	100%	1	120%	0	0	0%	0%	0%	0	0	9	4	-56%
Tort Other	16	22	38%	19	28	47%	6	127%	3	5	67%	7%	11%	86	102	41	47	15%
Toxic Tort	1	0	-100%	1	0	-100%	0	100%	0	0	0%	0%	0%	0	0	1	0	-100%
UM/UIIM Bod Inj	5	13	160%	8	7	-13%	-6	54%	2	8	300%	11%	27%	150	343	19	30	58%
Total	787	706	-10%	709	651	-8%	-55	92%	144	294	104%	9%	18%	95	211	1,521	1,670	10%

NOTE: Some Multicounty Litigation (MCL) cases were transferred in November 2014: Atlantic to Bergen = 8,935; Atlantic to Middlesex = 4,070.

CIVIL BACKLOG SUMMARY BY CASETYPE

November 2020

SOMERSET

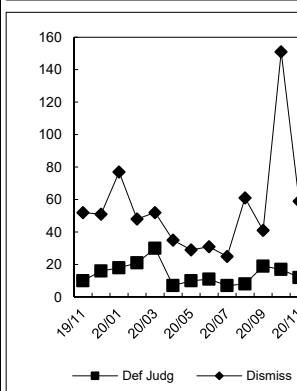
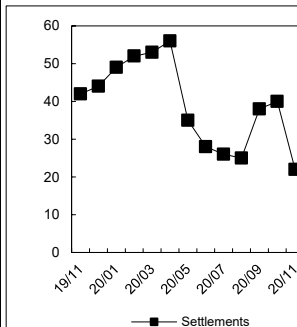
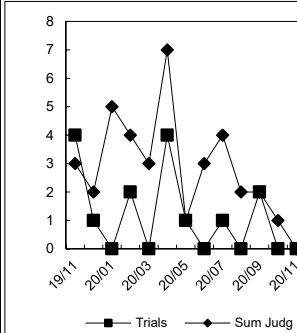
	Cases in Backlog															
	Track 1					Track 2				Track 3			Track 4			Total Backlog
	12 to 18 months	18 to 24 months	24 to 36 months	over 36 months	Total Track 1	18 to 24 months	24 to 36 months	over 36 months	Total Track 2	24 to 36 months	over 36 months	Total Track 3	24 to 36 months	over 36 months	Total Track 4	
Act on Neg Inst	0	0	0	0	0	0	0	0	0	0	0	0	0	0	0	0
Asbestos	0	0	0	0	0	0	0	0	0	0	0	0	0	0	0	0
Assault & Bat	0	0	0	0	0	0	0	0	0	0	1	1	0	0	0	1
Auto - Pers Inj	0	0	0	0	0	96	48	1	145	0	0	0	0	0	0	145
Auto - Property	0	0	0	0	0	0	1	0	1	0	0	0	0	0	0	1
Book Account	0	0	0	0	0	0	0	0	0	0	0	0	0	0	0	0
Civil Rights	0	0	0	0	0	0	0	0	0	0	0	0	0	0	0	0
Complex Comme	0	0	0	0	0	0	0	0	0	0	0	0	1	4	5	5
Condemnation	0	0	0	0	0	0	0	0	0	0	0	0	0	0	0	0
Construction	0	0	0	0	0	2	2	0	4	0	0	0	0	0	0	4
Contract/Comme	0	0	0	0	0	10	6	1	17	0	0	0	0	0	0	17
Employment	0	0	0	0	0	0	0	0	0	0	0	0	0	0	0	0
Lieu of P. Writ	0	0	0	0	0	0	0	0	0	0	0	0	1	0	1	1
Medical Malprac	0	0	0	0	0	0	0	0	0	14	2	16	0	0	0	16
Name Change	0	0	0	0	0	0	0	0	0	0	0	0	0	0	0	0
Other Insurance	0	0	0	0	0	0	0	0	0	0	0	0	0	0	0	0
Other Mass Tort	0	0	0	0	0	0	0	0	0	0	0	0	0	0	0	0
Other Track 1	1	0	0	0	1	0	0	0	0	0	0	0	0	0	0	1
Other Track 3	0	0	0	0	0	0	0	0	0	6	0	6	0	0	0	6
Other Track 4	0	0	0	0	0	0	0	0	0	0	0	0	9	2	11	11
Personal Injury	0	0	0	0	0	39	20	3	62	0	0	0	0	0	0	62
Prod Liability	0	0	0	0	0	0	0	0	0	0	0	0	0	0	0	0
Prof Malpractic	0	0	0	0	0	0	0	0	0	8	3	11	0	0	0	11
PIP Coverage	0	0	0	0	0	0	0	0	0	0	0	0	0	0	0	0
Real Property	0	0	0	0	0	0	0	0	0	0	0	0	0	0	0	0
Tort Other	0	0	0	0	0	4	0	1	5	0	0	0	0	0	0	5
Toxic Tort	0	0	0	0	0	0	0	0	0	0	0	0	0	0	0	0
UM/UIM Bod Inj	0	0	0	0	0	7	1	0	8	0	0	0	0	0	0	8
Total	1	0	0	0	1	158	78	6	242	28	6	34	11	6	17	294

NOTE: Some Multicounty Litigation (MCL) cases were transferred in November 2014: Atlantic to Bergen = 8,935; Atlantic to Middlesex = 4,070.

**CIVIL RESOLUTION SUMMARY BY CASETYPE
JULY 2020 - NOVEMBER 2020
SOMERSET**

	Trial			Summary					Total	Percent resolved by					
	Jury	Nonjury	Total	Judgment	Settlement	Default Judgment	Dismiss	Other		Trial	Sum Jud	Settle	Default J	Dismiss	Other
Act on Neg Inst	0	0	0	0	0	1	3	0	4	0%	0%	0%	25%	75%	0%
Asbestos	0	0	0	0	0	0	0	0	0	0%	0%	0%	0%	0%	0%
Assault & Bat	0	0	0	0	0	0	0	1	1	0%	0%	0%	0%	0%	100%
Auto - Pers Inj	0	0	0	0	39	1	88	12	140	0%	0%	28%	1%	63%	9%
Auto - Property	0	0	0	0	2	0	5	3	10	0%	0%	20%	0%	50%	30%
Book Account	0	0	0	2	20	30	56	0	108	0%	2%	19%	28%	52%	0%
Civil Rights	0	0	0	0	1	0	1	0	2	0%	0%	50%	0%	50%	0%
Complex Commer	0	0	0	0	3	0	2	1	6	0%	0%	50%	0%	33%	17%
Condemnation	0	0	0	0	1	0	0	0	1	0%	0%	100%	0%	0%	0%
Construction	0	0	0	0	2	1	4	1	8	0%	0%	25%	13%	50%	13%
Contract/Commer	0	1	1	4	26	21	72	5	129	1%	3%	20%	16%	56%	4%
Employment	0	0	0	0	0	0	5	0	5	0%	0%	0%	0%	100%	0%
Lieu of P. Writ	0	2	2	0	0	0	4	0	6	33%	0%	0%	0%	67%	0%
Medical Malprac	0	0	0	0	2	0	3	0	5	0%	0%	40%	0%	60%	0%
Name Change	0	0	0	0	0	0	1	31	32	0%	0%	0%	0%	3%	97%
Other Insurance	0	0	0	0	0	0	1	0	1	0%	0%	0%	0%	100%	0%
Other MCL	0	0	0	0	0	0	0	0	0	0%	0%	0%	0%	0%	0%
Other Track 1	0	0	0	1	8	2	13	21	45	0%	2%	18%	4%	29%	47%
Other Track 3	0	0	0	0	8	0	12	2	22	0%	0%	36%	0%	55%	9%
Other Track 4	0	0	0	0	0	0	2	0	2	0%	0%	0%	0%	100%	0%
Personal Injury	0	0	0	1	20	0	40	8	69	0%	1%	29%	0%	58%	12%
Prod Liability	0	0	0	0	0	0	2	0	2	0%	0%	0%	0%	100%	0%
Prof Malpractic	0	0	0	0	9	0	1	0	10	0%	0%	90%	0%	10%	0%
PIP Coverage	0	0	0	0	0	0	1	1	2	0%	0%	0%	0%	50%	50%
Real Property	0	0	0	0	2	0	4	0	6	0%	0%	33%	0%	67%	0%
Tort Other	0	0	0	1	8	7	12	0	28	0%	4%	29%	25%	43%	0%
Toxic Tort	0	0	0	0	0	0	0	0	0	0%	0%	0%	0%	0%	0%
UM/UIM Bod Inj	0	0	0	0	0	0	5	2	7	0%	0%	0%	0%	71%	29%
Total	0	3	3	9	151	63	337	88	651	0%	1%	23%	10%	52%	14%

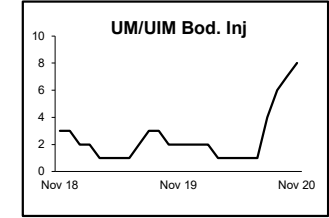
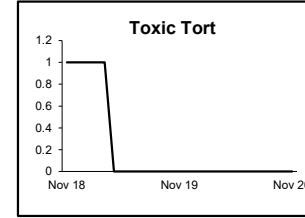
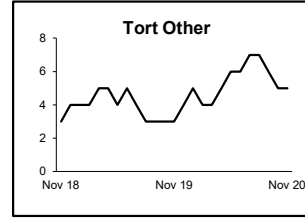
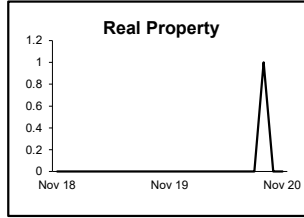
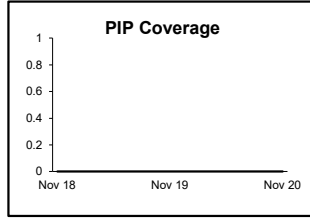
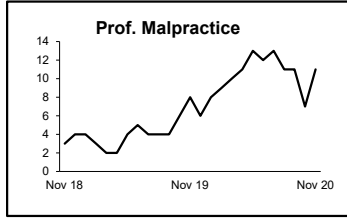
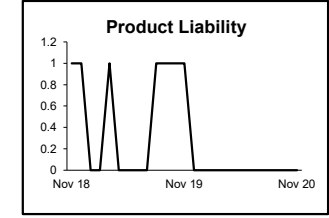
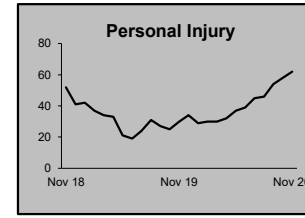
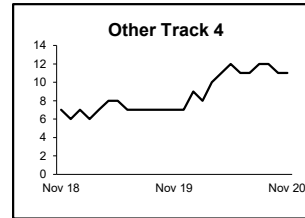
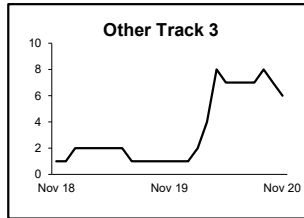
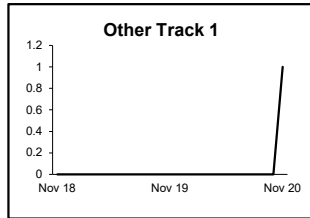
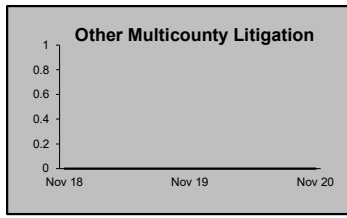
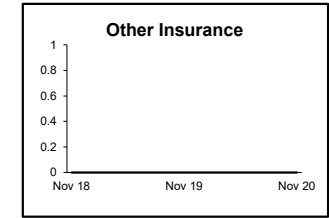

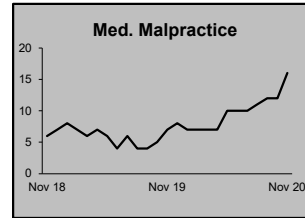
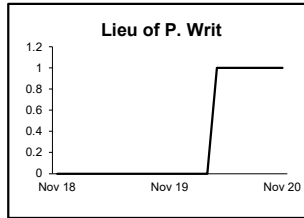
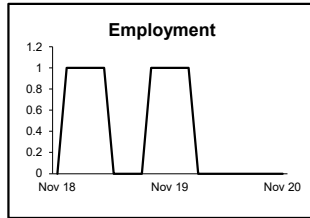
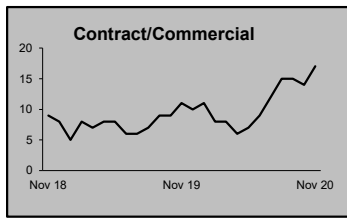
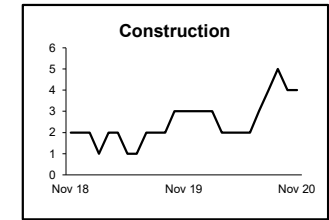
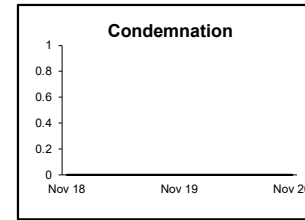
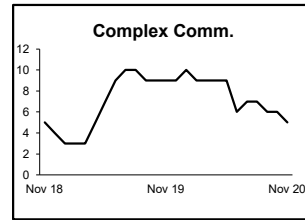
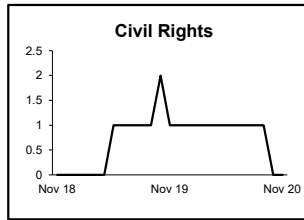
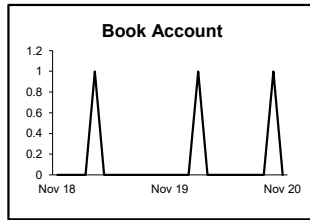
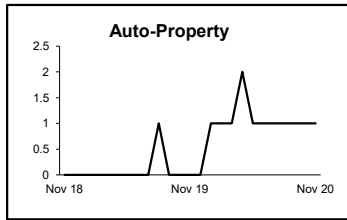
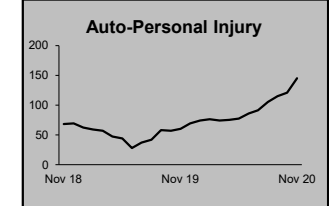
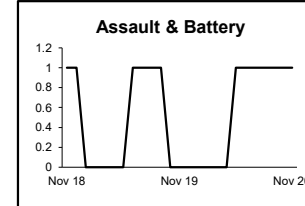
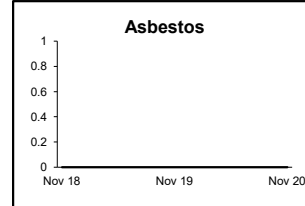

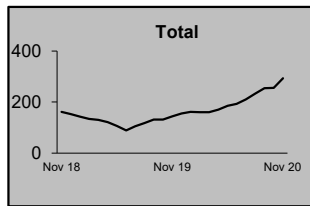
Monthly Resolutions



NOTE: Some Multicounty Litigation (MCL) cases were transferred in November 2014: Atlantic to Bergen = 8,935; Atlantic to Middlesex = 4,070.

**CIVIL BACKLOG BY CASETYPE
NOVEMBER 2020
SOMERSET**

	Total	Backlog	% chg
Nov 18	162		
Nov 19	144		-11%
Nov 20	294		104%



- 1) Casetypes with the state's largest backlogs are highlighted.
- 2) Some Multicounty Litigation (MCL) cases were transferred in November 2014: Atlantic to Bergen = 8,935; Atlantic to Middlesex = 4,070.

**CIVIL CASELOAD SUMMARY BY CASETYPE
JULY 2020 - NOVEMBER 2020
SUSSEX**

	Filings			Resolutions			Clearance		Backlog			Backlog Percent		Backlog Per 100 Monthly Filings		Active Pending		
	Jul 2019	Jul 2020	percent change	Jul 2019	Jul 2020	percent change	Jul 2020 - Nov 2020		Nov 2019	Nov 2020	percent change	Nov 2019	Nov 2020	Nov 2019	Nov 2020	Nov 2019	Nov 2020	percent change
	to Nov 2019	to Nov 2020		number	percent													
Act on Neg Inst	0	0	0%	3	1	-67%	1	100%	0	0	0%	0%	0%	0	0	0	0	0%
Asbestos	0	0	0%	0	0	0%	0	100%	0	0	0%	0%	0%	0	0	0	0	0%
Assault & Bat	0	1		0	1		0	100%	1	1	0%	33%	33%	400		3	3	0%
Auto - Pers Inj	39	42	8%	29	40	38%	-2	95%	24	29	21%	19%	22%	282	359	127	131	3%
Auto - Property	6	1	-83%	4	3	-25%	2	300%	0	0	0%	0%	0%	0	0	5	5	0%
Book Account	61	62	2%	55	52	-5%	-10	84%	0	4		0%	6%	0	42	70	68	-3%
Civil Rights	4	4	0%	5	4	-20%	0	100%	2	4	100%	18%	50%	240	800	11	8	-27%
Complex Comme	0	2		3	0	-100%	-2	0%	1	2	100%	33%	50%	1,200	1,200	3	4	33%
Condemnation	1	0	-100%	0	0	0%	0	100%	0	0	0%	0%	0%	0	0	1	1	0%
Construction	3	2	-33%	2	5	150%	3	250%	0	1		0%	25%	0	300	6	4	-33%
Contract/Comme	68	47	-31%	55	48	-13%	1	102%	9	12	33%	8%	14%	77	152	109	84	-23%
Employment	2	1	-50%	0	3		2	300%	0	1		0%	33%	0	300	4	3	-25%
Lieu of P. Writ	2	2	0%	2	3	50%	1	150%	0	0	0%	0%	0%	0	0	3	2	-33%
Medical Malprac	2	5	150%	4	5	25%	0	100%	6	7	17%	27%	39%	1,029	646	22	18	-18%
Name Change	5	16	220%	9	9	0%	-7	56%	0	0	0%	0%	0%	0	0	1	10	900%
Other Insurance	1	1	0%	4	2	-50%	1	200%	0	1		0%	20%	0	150	0	5	
Other MCL	0	0	0%	0	0	0%	0	100%	0	0	0%	0%	0%	0	0	0	0	0%
Other Track 1	26	31	19%	15	23	53%	-8	74%	2	5	150%	10%	13%	47	102	21	38	81%
Other Track 3	11	7	-36%	6	5	-17%	-2	71%	0	1		0%	3%	0	48	19	30	58%
Other Track 4	0	2		2	1	-50%	-1	50%	2	1	-50%	29%	25%	1,200	400	7	4	-43%
Personal Injury	37	39	5%	38	33	-13%	-6	85%	18	29	61%	16%	21%	235	331	110	137	25%
Prod Liability	2	1	-50%	0	0	0%	-1	0%	0	0	0%	0%	0%	0	0	6	6	0%
Prof Malpractic	3	2	-33%	2	3	50%	1	150%	0	1		0%	13%	0	300	8	8	0%
PIP Coverage	1	0	-100%	2	0	-100%	0	100%	1	0	-100%	33%	0%	300	0	3	0	-100%
Real Property	2	2	0%	2	3	50%	1	150%	1	1	0%	20%	100%	200	200	5	1	-80%
Tort Other	9	4	-56%	7	8	14%	4	200%	6	4	-33%	26%	24%	379	282	23	17	-26%
Toxic Tort	0	0	0%	1	0	-100%	0	100%	0	0	0%	0%	0%	0	0	0	0	0%
UM/UIM Bod Inj	1	2	100%	1	2	100%	0	100%	0	2		0%	50%	0	1,200	5	4	-20%
Total	286	276	-3%	251	254	1%	-22	92%	73	106	45%	13%	18%	130	210	572	591	3%

NOTE: Some Multicounty Litigation (MCL) cases were transferred in November 2014: Atlantic to Bergen = 8,935; Atlantic to Middlesex = 4,070.

CIVIL BACKLOG SUMMARY BY CASETYPE

November 2020

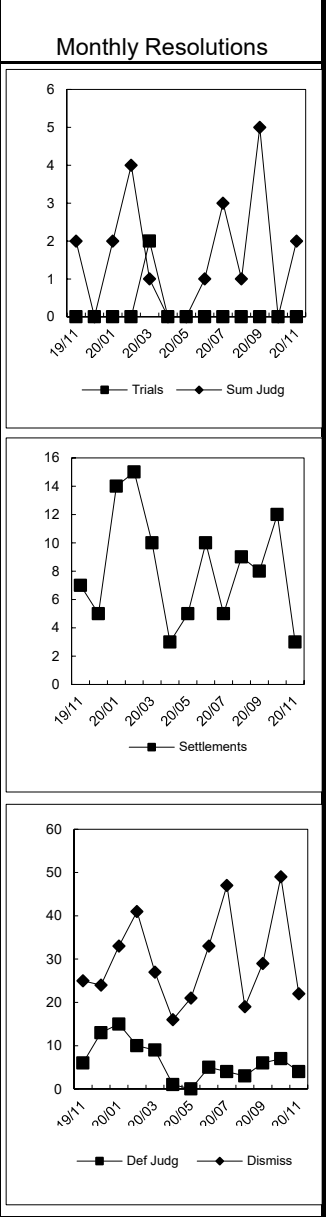
SUSSEX

	Cases in Backlog															
	Track 1					Track 2				Track 3			Track 4			Total Backlog
	12 to 18 months	18 to 24 months	24 to 36 months	over 36 months	Total Track 1	18 to 24 months	24 to 36 months	over 36 months	Total Track 2	24 to 36 months	over 36 months	Total Track 3	24 to 36 months	over 36 months	Total Track 4	
Act on Neg Inst	0	0	0	0	0	0	0	0	0	0	0	0	0	0	0	0
Asbestos	0	0	0	0	0	0	0	0	0	0	0	0	0	0	0	0
Assault & Bat	0	0	0	0	0	0	0	0	0	1	0	1	0	0	0	0
Auto - Pers Inj	0	0	0	0	0	10	14	5	29	0	0	0	0	0	0	0
Auto - Property	0	0	0	0	0	0	0	0	0	0	0	0	0	0	0	0
Book Account	4	0	0	0	4	0	0	0	0	0	0	0	0	0	0	0
Civil Rights	0	0	0	0	0	0	0	0	0	3	1	4	0	0	0	0
Complex Comme	0	0	0	0	0	0	0	0	0	0	0	0	2	0	2	2
Condemnation	0	0	0	0	0	0	0	0	0	0	0	0	0	0	0	0
Construction	0	0	0	0	0	1	0	0	1	0	0	0	0	0	0	0
Contract/Comme	0	0	0	0	0	6	3	3	12	0	0	0	0	0	0	0
Employment	0	0	0	0	0	1	0	0	1	0	0	0	0	0	0	0
Lieu of P. Writ	0	0	0	0	0	0	0	0	0	0	0	0	0	0	0	0
Medical Malprac	0	0	0	0	0	0	0	0	0	6	1	7	0	0	0	0
Name Change	0	0	0	0	0	0	0	0	0	0	0	0	0	0	0	0
Other Insurance	0	0	1	0	1	0	0	0	0	0	0	0	0	0	0	0
Other Mass Tort	0	0	0	0	0	0	0	0	0	0	0	0	0	0	0	0
Other Track 1	5	0	0	0	5	0	0	0	0	0	0	0	0	0	0	0
Other Track 3	0	0	0	0	0	0	0	0	0	1	0	1	0	0	0	0
Other Track 4	0	0	0	0	0	0	0	0	0	0	0	0	1	0	1	1
Personal Injury	0	0	0	0	0	17	7	5	29	0	0	0	0	0	0	0
Prod Liability	0	0	0	0	0	0	0	0	0	0	0	0	0	0	0	0
Prof Malpractic	0	0	0	0	0	0	0	0	0	1	0	1	0	0	0	0
PIP Coverage	0	0	0	0	0	0	0	0	0	0	0	0	0	0	0	0
Real Property	1	0	0	0	1	0	0	0	0	0	0	0	0	0	0	0
Tort Other	0	0	0	0	0	0	4	0	4	0	0	0	0	0	0	0
Toxic Tort	0	0	0	0	0	0	0	0	0	0	0	0	0	0	0	0
UM/UIM Bod Inj	0	0	0	0	0	1	1	0	2	0	0	0	0	0	0	0
Total	10	0	1	0	11	36	29	13	78	12	2	14	3	0	3	106

NOTE: Some Multicounty Litigation (MCL) cases were transferred in November 2014: Atlantic to Bergen = 8,935; Atlantic to Middlesex = 4,070.

**CIVIL RESOLUTION SUMMARY BY CASETYPE
JULY 2020 - NOVEMBER 2020
SUSSEX**

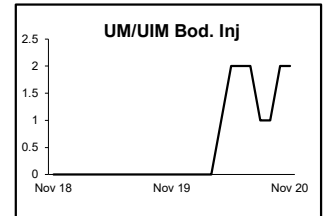
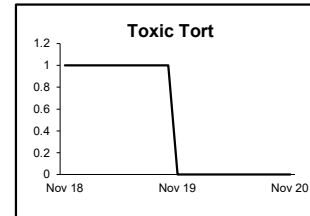
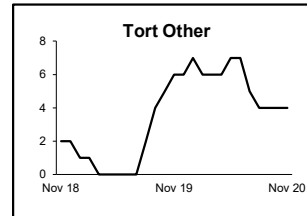
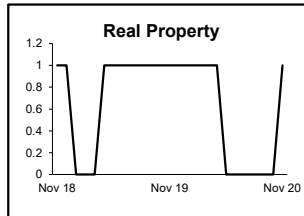
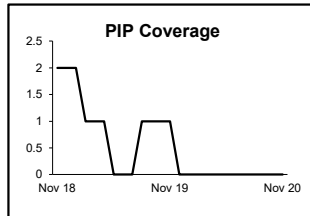
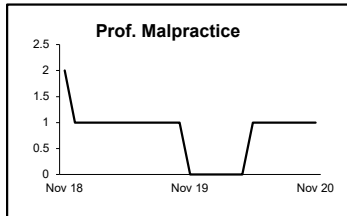
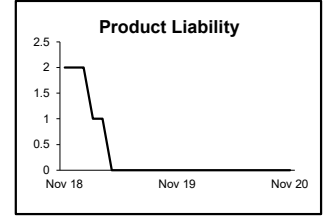
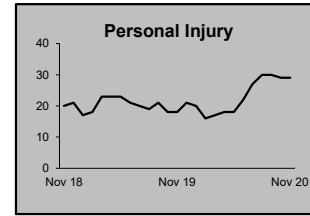
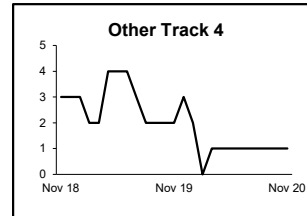
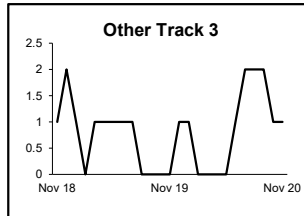
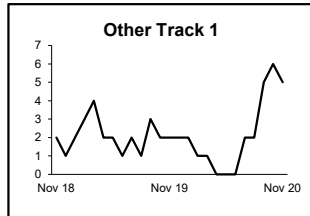
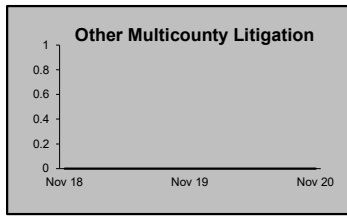
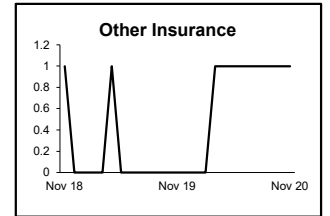

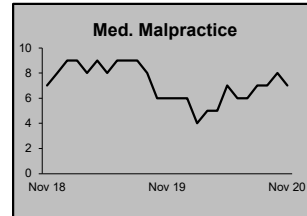
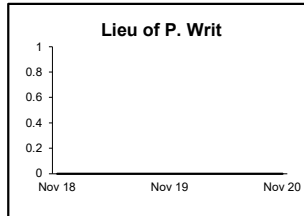
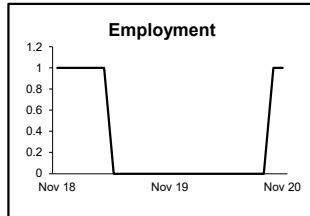
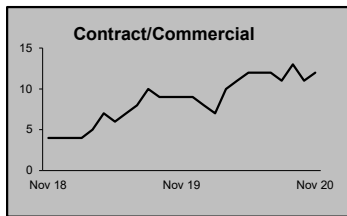
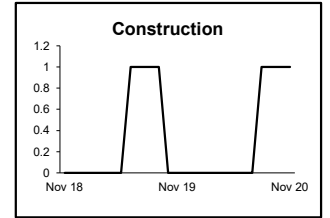
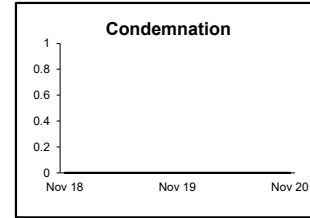
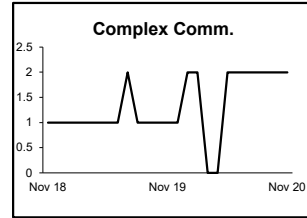
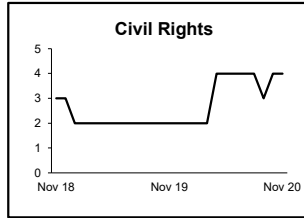
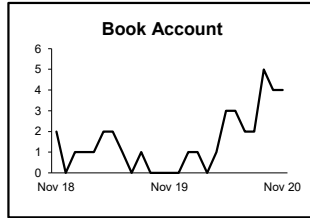
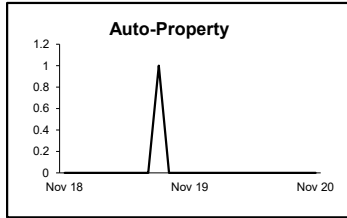
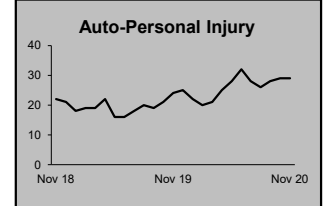
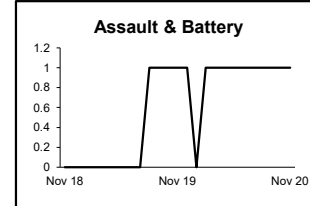
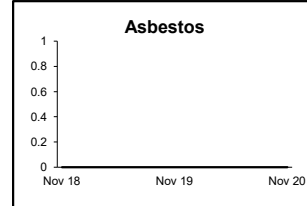
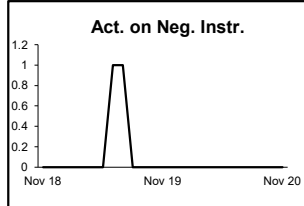
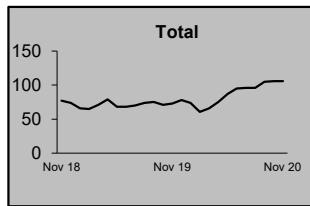
	Trial			Summary					Total	Percent resolved by					
	Jury	Nonjury	Total	Judgment	Settlement	Default Judgment	Dismiss	Other		Trial	Sum Jud	Settle	Default J	Dismiss	Other
Act on Neg Inst	0	0	0	0	0	1	0	0	1	0%	0%	0%	100%	0%	0%
Asbestos	0	0	0	0	0	0	0	0	0	0%	0%	0%	0%	0%	0%
Assault & Bat	0	0	0	0	0	0	1	0	1	0%	0%	0%	0%	100%	0%
Auto - Pers Inj	0	0	0	0	10	0	30	0	40	0%	0%	25%	0%	75%	0%
Auto - Property	0	0	0	0	0	1	2	0	3	0%	0%	0%	33%	67%	0%
Book Account	0	0	0	5	2	15	30	0	52	0%	10%	4%	29%	58%	0%
Civil Rights	0	0	0	1	1	0	2	0	4	0%	25%	25%	0%	50%	0%
Complex Commer	0	0	0	0	0	0	0	0	0	0%	0%	0%	0%	0%	0%
Condemnation	0	0	0	0	0	0	0	0	0	0%	0%	0%	0%	0%	0%
Construction	0	0	0	0	2	0	3	0	5	0%	0%	40%	0%	60%	0%
Contract/Commer	0	0	0	2	8	5	33	0	48	0%	4%	17%	10%	69%	0%
Employment	0	0	0	0	1	0	2	0	3	0%	0%	33%	0%	67%	0%
Lieu of P. Writ	0	0	0	0	0	1	2	0	3	0%	0%	0%	33%	67%	0%
Medical Malprac	0	0	0	0	1	0	4	0	5	0%	0%	20%	0%	80%	0%
Name Change	0	0	0	0	0	0	0	9	9	0%	0%	0%	0%	0%	100%
Other Insurance	0	0	0	0	0	0	2	0	2	0%	0%	0%	0%	100%	0%
Other MCL	0	0	0	0	0	0	0	0	0	0%	0%	0%	0%	0%	0%
Other Track 1	0	0	0	0	4	0	16	3	23	0%	0%	17%	0%	70%	13%
Other Track 3	0	0	0	0	2	0	3	0	5	0%	0%	40%	0%	60%	0%
Other Track 4	0	0	0	0	0	0	1	0	1	0%	0%	0%	0%	100%	0%
Personal Injury	0	0	0	3	5	0	23	2	33	0%	9%	15%	0%	70%	6%
Prod Liability	0	0	0	0	0	0	0	0	0	0%	0%	0%	0%	0%	0%
Prof Malpractic	0	0	0	0	0	0	2	1	3	0%	0%	0%	0%	67%	33%
PIP Coverage	0	0	0	0	0	0	0	0	0	0%	0%	0%	0%	0%	0%
Real Property	0	0	0	0	0	0	2	1	3	0%	0%	0%	0%	67%	33%
Tort Other	0	0	0	0	0	1	7	0	8	0%	0%	0%	13%	88%	0%
Toxic Tort	0	0	0	0	0	0	0	0	0	0%	0%	0%	0%	0%	0%
UM/UIM Bod Inj	0	0	0	0	1	0	1	0	2	0%	0%	50%	0%	50%	0%
Total	0	0	0	11	37	24	166	16	254	0%	4%	15%	9%	65%	6%



NOTE: Some Multicounty Litigation (MCL) cases were transferred in November 2014: Atlantic to Bergen = 8,935; Atlantic to Middlesex = 4,070.

**CIVIL BACKLOG BY CASETYPE
NOVEMBER 2020
SUSSEX**

	Total	Backlog	% chg
Nov 18		77	
Nov 19		73	-5%
Nov 20		106	45%



1) Casetypes with the state's largest backlogs are highlighted.

2) Some Multicounty Litigation (MCL) cases were transferred in November 2014: Atlantic to Bergen = 8,935; Atlantic to Middlesex = 4,070.

**CIVIL CASELOAD SUMMARY BY CASETYPE
JULY 2020 - NOVEMBER 2020
UNION**

	Filings			Resolutions			Clearance		Backlog			Backlog Percent		Backlog Per 100 Monthly Filings		Active Pending		
	Jul 2019	Jul 2020	percent change	Jul 2019	Jul 2020	percent change	Jul 2020 - Nov 2020		Nov 2019	Nov 2020	percent change	Nov 2019	Nov 2020	Nov 2019	Nov 2020	Nov 2019	Nov 2020	percent change
	to Nov 2019	to Nov 2020		number	percent													
Act on Neg Inst	6	2	-67%	4	4	0%	2	200%	1	1	0%	17%	25%	150	171	6	4	-33%
Asbestos	0	0	0%	0	0	0%	0	100%	0	0	0%	0%	0%	0	0	0	0	0%
Assault & Bat	1	3	200%	3	2	-33%	-1	67%	1	2	100%	17%	22%	400	480	6	9	50%
Auto - Pers Inj	881	904	3%	1,018	859	-16%	-45	95%	498	751	51%	18%	25%	263	416	2,772	2,946	6%
Auto - Property	23	30	30%	17	34	100%	4	113%	7	6	-14%	15%	9%	133	90	48	66	38%
Book Account	199	185	-7%	180	213	18%	28	115%	16	30	88%	7%	12%	39	85	242	245	1%
Civil Rights	16	7	-56%	10	12	20%	5	171%	3	5	67%	13%	25%	150	400	23	20	-13%
Complex Comme	7	6	-14%	1	3	200%	-3	50%	4	5	25%	20%	22%	300	462	20	23	15%
Condemnation	3	1	-67%	4	2	-50%	1	200%	1	1	0%	13%	25%	200	400	8	4	-50%
Construction	6	8	33%	9	7	-22%	-1	88%	7	9	29%	28%	28%	365	514	25	32	28%
Contract/Comme	211	225	7%	218	222	2%	-3	99%	31	67	116%	8%	16%	73	171	366	408	11%
Employment	11	11	0%	7	10	43%	-1	91%	0	0	0%	0%	0%	0	0	13	17	31%
Lieu of P. Writ	8	5	-38%	12	6	-50%	1	120%	1	1	0%	8%	4%	52	57	12	23	92%
Medical Malprac	24	17	-29%	23	13	-43%	-4	76%	28	47	68%	25%	39%	569	1,282	112	120	7%
Name Change	36	41	14%	47	34	-28%	-7	83%	0	0	0%	0%	0%	0	0	20	23	15%
Other Insurance	15	15	0%	6	23	283%	8	153%	6	6	0%	24%	24%	225	206	25	25	0%
Other MCL	0	1		0	1		0	100%	0	0	0%	0%	0%	0	0	0	0	0%
Other Track 1	92	89	-3%	85	77	-9%	-12	87%	23	38	65%	19%	29%	130	273	120	132	10%
Other Track 3	57	54	-5%	36	35	-3%	-19	65%	16	32	100%	11%	17%	164	276	145	191	32%
Other Track 4	10	6	-40%	6	6	0%	0	100%	11	16	45%	30%	47%	880	1,371	37	34	-8%
Personal Injury	253	256	1%	284	249	-12%	-7	97%	156	232	49%	18%	25%	279	424	851	927	9%
Prod Liability	6	4	-33%	6	5	-17%	1	125%	4	5	25%	17%	24%	320	600	24	21	-13%
Prof Malpractic	12	5	-58%	15	15	0%	10	300%	13	19	46%	23%	32%	459	877	57	59	4%
PIP Coverage	7	7	0%	7	6	-14%	-1	86%	0	1		0%	11%	0	100	6	9	50%
Real Property	6	2	-67%	11	10	-9%	8	500%	1	1	0%	20%	50%	75	92	5	2	-60%
Tort Other	35	42	20%	51	38	-25%	-4	90%	11	16	45%	15%	16%	148	186	74	101	36%
Toxic Tort	0	0	0%	1	0	-100%	0	100%	0	0	0%	0%	0%	0	0	0	0	0%
UM/UIIM Bod Inj	64	56	-13%	57	55	-4%	-1	98%	24	29	21%	16%	19%	227	281	152	155	2%
Total	1,989	1,982	0%	2,118	1,941	-8%	-41	98%	863	1,320	53%	17%	24%	209	338	5,169	5,596	8%

NOTE: Some Multicounty Litigation (MCL) cases were transferred in November 2014: Atlantic to Bergen = 8,935; Atlantic to Middlesex = 4,070.

CIVIL BACKLOG SUMMARY BY CASETYPE

November 2020

UNION

	Cases in Backlog															
	Track 1					Track 2				Track 3			Track 4			Total Backlog
	12 to 18 months	18 to 24 months	24 to 36 months	over 36 months	Total Track 1	18 to 24 months	24 to 36 months	over 36 months	Total Track 2	24 to 36 months	over 36 months	Total Track 3	24 to 36 months	over 36 months	Total Track 4	
Act on Neg Inst	0	0	1	0	1	0	0	0	0	0	0	0	0	0	0	1
Asbestos	0	0	0	0	0	0	0	0	0	0	0	0	0	0	0	0
Assault & Bat	0	0	0	0	0	0	0	0	0	1	1	2	0	0	0	2
Auto - Pers Inj	0	0	0	0	0	376	330	45	751	0	0	0	0	0	0	751
Auto - Property	0	0	0	0	0	2	2	2	6	0	0	0	0	0	0	6
Book Account	20	8	2	0	30	0	0	0	0	0	0	0	0	0	0	30
Civil Rights	0	0	0	0	0	0	0	0	0	5	0	5	0	0	0	5
Complex Comme	0	0	0	0	0	0	0	0	0	0	0	0	2	3	5	5
Condemnation	0	0	0	0	0	0	0	0	0	1	0	1	0	0	0	1
Construction	0	0	0	0	0	3	4	2	9	0	0	0	0	0	0	9
Contract/Comme	0	0	0	0	0	33	29	5	67	0	0	0	0	0	0	67
Employment	0	0	0	0	0	0	0	0	0	0	0	0	0	0	0	0
Lieu of P. Writ	0	0	0	0	0	0	0	0	0	0	0	0	1	0	1	1
Medical Malprac	0	0	0	0	0	0	0	0	0	31	16	47	0	0	0	47
Name Change	0	0	0	0	0	0	0	0	0	0	0	0	0	0	0	0
Other Insurance	1	4	0	1	6	0	0	0	0	0	0	0	0	0	0	6
Other Mass Tort	0	0	0	0	0	0	0	0	0	0	0	0	0	0	0	0
Other Track 1	25	6	5	1	37	1	0	0	1	0	0	0	0	0	0	38
Other Track 3	0	0	0	0	0	0	0	0	0	25	7	32	0	0	0	32
Other Track 4	0	0	0	0	0	0	0	0	0	0	0	0	11	5	16	16
Personal Injury	0	0	0	0	0	126	90	15	231	1	0	1	0	0	0	232
Prod Liability	0	0	0	0	0	0	0	0	0	3	2	5	0	0	0	5
Prof Malpractic	0	0	0	0	0	0	0	0	0	10	9	19	0	0	0	19
PIP Coverage	0	1	0	0	1	0	0	0	0	0	0	0	0	0	0	1
Real Property	1	0	0	0	1	0	0	0	0	0	0	0	0	0	0	1
Tort Other	0	0	0	0	0	7	8	1	16	0	0	0	0	0	0	16
Toxic Tort	0	0	0	0	0	0	0	0	0	0	0	0	0	0	0	0
UM/UIM Bod Inj	0	0	0	0	0	12	15	2	29	0	0	0	0	0	0	29
Total	47	19	8	2	76	560	478	72	1,110	77	35	112	14	8	22	1,320

NOTE: Some Multicounty Litigation (MCL) cases were transferred in November 2014: Atlantic to Bergen = 8,935; Atlantic to Middlesex = 4,070.

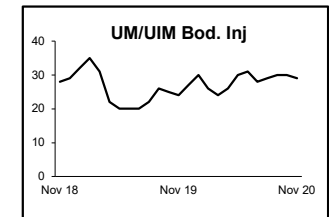
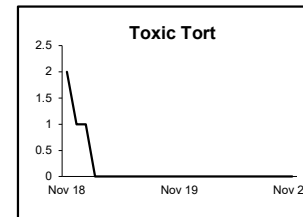
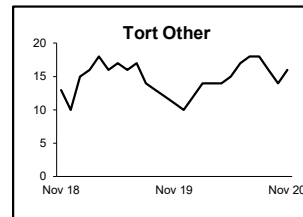
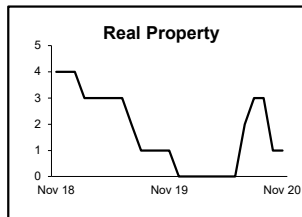
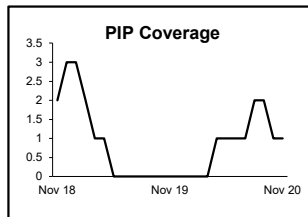
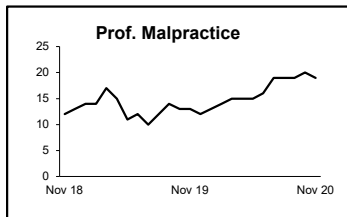
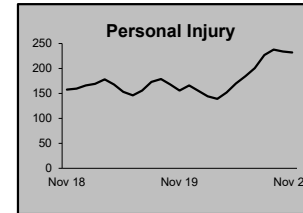
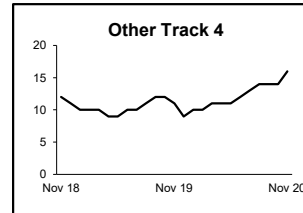
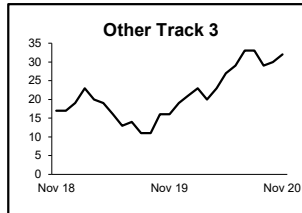
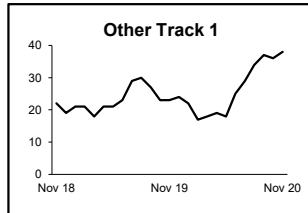
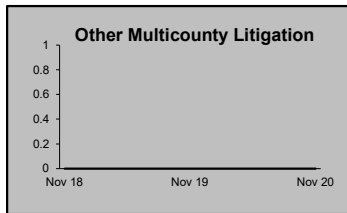
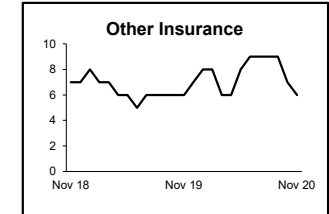
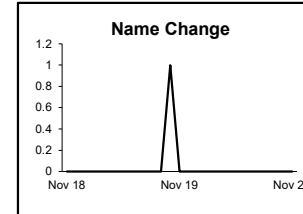
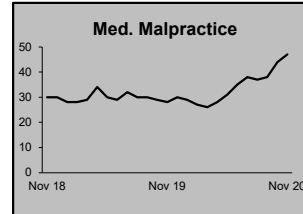
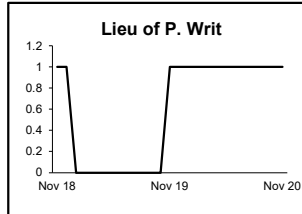
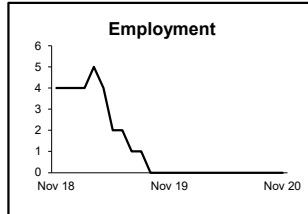
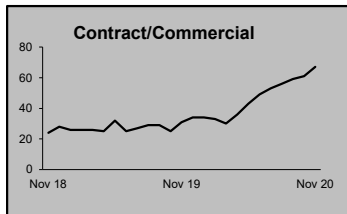
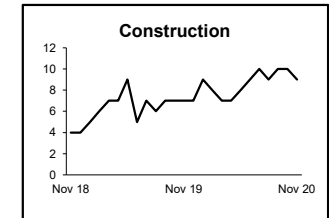
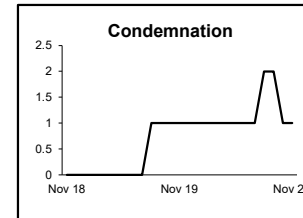
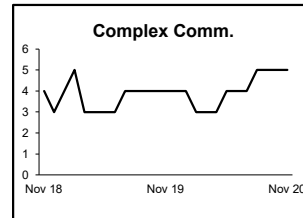
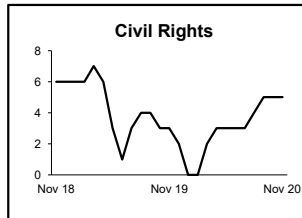
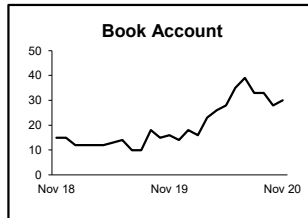
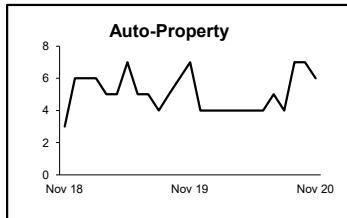
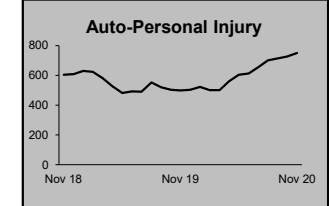
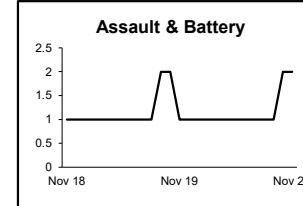
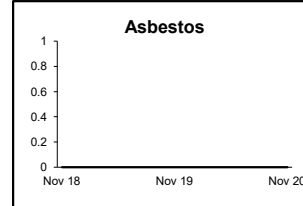
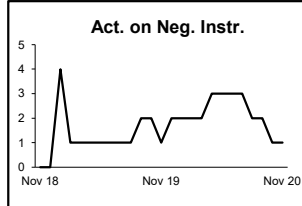
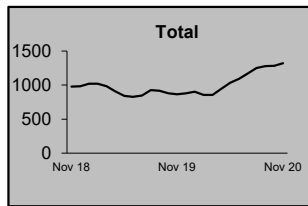
**CIVIL RESOLUTION SUMMARY BY CASETYPE
JULY 2020 - NOVEMBER 2020
UNION**

	Trial			Summary					Total	Percent resolved by						Monthly Resolutions
	Jury	Nonjury	Total	Judgment	Settlement	Default Judgment	Dismiss	Other		Trial	Sum Jud	Settle	Default J	Dismiss	Other	
Act on Neg Inst	0	0	0	0	2	1	1	0	4	0%	0%	50%	25%	25%	0%	
Asbestos	0	0	0	0	0	0	0	0	0	0%	0%	0%	0%	0%	0%	
Assault & Bat	0	0	0	0	0	0	1	1	2	0%	0%	0%	0%	50%	50%	
Auto - Pers Inj	0	0	0	4	232	2	589	32	859	0%	0%	27%	0%	69%	4%	
Auto - Property	0	0	0	1	7	7	19	0	34	0%	3%	21%	21%	56%	0%	
Book Account	0	0	0	6	33	45	127	2	213	0%	3%	15%	21%	60%	1%	
Civil Rights	0	0	0	0	0	0	10	2	12	0%	0%	0%	0%	83%	17%	
Complex Commer	0	0	0	0	0	0	3	0	3	0%	0%	0%	0%	100%	0%	
Condemnation	0	0	0	0	0	0	0	2	2	0%	0%	0%	0%	0%	100%	
Construction	0	0	0	0	2	0	5	0	7	0%	0%	29%	0%	71%	0%	
Contract/Commer	0	1	1	5	24	39	147	6	222	0%	2%	11%	18%	66%	3%	
Employment	0	0	0	0	1	0	8	1	10	0%	0%	10%	0%	80%	10%	
Lieu of P. Writ	0	0	0	1	1	0	4	0	6	0%	17%	17%	0%	67%	0%	
Medical Malprac	0	0	0	0	1	0	11	1	13	0%	0%	8%	0%	85%	8%	
Name Change	0	0	0	0	0	0	10	24	34	0%	0%	0%	0%	29%	71%	
Other Insurance	0	0	0	0	2	0	20	1	23	0%	0%	9%	0%	87%	4%	
Other MCL	0	0	0	0	0	0	0	1	1	0%	0%	0%	0%	0%	100%	
Other Track 1	0	0	0	3	20	3	39	12	77	0%	4%	26%	4%	51%	16%	
Other Track 3	0	0	0	0	7	0	23	5	35	0%	0%	20%	0%	66%	14%	
Other Track 4	0	0	0	1	0	3	2	0	6	0%	17%	0%	50%	33%	0%	
Personal Injury	0	0	0	4	69	1	159	16	249	0%	2%	28%	0%	64%	6%	
Prod Liability	0	0	0	0	0	0	5	0	5	0%	0%	0%	0%	100%	0%	
Prof Malpractic	0	0	0	1	4	0	9	1	15	0%	7%	27%	0%	60%	7%	
PIP Coverage	0	0	0	0	1	1	4	0	6	0%	0%	17%	17%	67%	0%	
Real Property	0	0	0	0	0	1	8	1	10	0%	0%	0%	10%	80%	10%	
Tort Other	0	0	0	0	5	2	30	1	38	0%	0%	13%	5%	79%	3%	
Toxic Tort	0	0	0	0	0	0	0	0	0	0%	0%	0%	0%	0%	0%	
UM/UIM Bod Inj	0	0	0	0	10	0	44	1	55	0%	0%	18%	0%	80%	2%	
Total	0	1	1	26	421	105	1,278	110	1,941	0%	1%	22%	5%	66%	6%	

NOTE: Some Multicounty Litigation (MCL) cases were transferred in November 2014: Atlantic to Bergen = 8,935; Atlantic to Middlesex = 4,070.

**CIVIL BACKLOG BY CASETYPE
NOVEMBER 2020
UNION**

	Total	Backlog	% chg
Nov 18		976	
Nov 19		863	-12%
Nov 20		1,320	53%



1) Casetypes with the state's largest backlogs are highlighted.

2) Some Multicounty Litigation (MCL) cases were transferred in November 2014: Atlantic to Bergen = 8,935; Atlantic to Middlesex = 4,070.

**CIVIL CASELOAD SUMMARY BY CASETYPE
JULY 2020 - NOVEMBER 2020
WARREN**

	Filings			Resolutions			Clearance		Backlog			Backlog Percent		Backlog Per 100 Monthly Filings		Active Pending		
	Jul 2019	Jul 2020	percent change	Jul 2019	Jul 2020	percent change	Jul 2020 - Nov 2020		Nov 2019	Nov 2020	percent change	Nov 2019	Nov 2020	Nov 2019	Nov 2020	Nov 2019	Nov 2020	percent change
	to Nov 2019	to Nov 2020		to Nov 2019	to Nov 2020		number	percent										
Act on Neg Inst	1	1	0%	2	0	-100%	-1	0%	0	0	0%	0%	0%	0	0	1	1	0%
Asbestos	0	0	0%	0	0	0%	0	100%	0	0	0%	0%	0%	0	0	0	0	0%
Assault & Bat	0	0	0%	0	1		1	100%	4	4	0%	67%	80%	4,800	4,800	6	5	-17%
Auto - Pers Inj	32	30	-6%	26	28	8%	-2	93%	5	15	200%	6%	16%	86	225	80	93	16%
Auto - Property	1	3	200%	2	0	-100%	-3	0%	0	0	0%	0%	0%	0	0	2	7	250%
Book Account	56	21	-63%	34	25	-26%	4	119%	1	0	-100%	2%	0%	12	0	49	26	-47%
Civil Rights	0	0	0%	2	1	-50%	1	100%	0	0	0%	0%	0%	0	0	4	3	-25%
Complex Comme	1	0	-100%	0	0	0%	0	100%	0	1		0%	33%	0		3	3	0%
Condemnation	0	0	0%	0	0	0%	0	100%	0	0	0%	0%	0%	0	0	0	0	0%
Construction	0	3		1	0	-100%	-3	0%	0	0	0%	0%	0%	0	0	2	4	100%
Contract/Comme	46	28	-39%	35	33	-6%	5	118%	2	4	100%	3%	8%	28	76	62	53	-15%
Employment	0	0	0%	0	0	0%	0	100%	0	0	0%	0%	0%	0	0	0	0	0%
Lieu of P. Writ	1	1	0%	0	3		2	300%	0	0	0%	0%	0%	0	0	2	1	-50%
Medical Malprac	4	4	0%	1	2	100%	-2	50%	2	7	250%	14%	35%	267	933	14	20	43%
Name Change	11	15	36%	11	9	-18%	-6	60%	0	0	0%	0%	0%	0	0	5	9	80%
Other Insurance	1	0	-100%	1	2	100%	2	100%	0	0	0%	0%	0%	0	0	1	0	-100%
Other MCL	0	0	0%	0	0	0%	0	100%	0	0	0%	0%	0%	0	0	0	0	0%
Other Track 1	20	13	-35%	15	15	0%	2	115%	0	0	0%	0%	0%	0	0	12	13	8%
Other Track 3	4	2	-50%	4	0	-100%	-2	0%	0	0	0%	0%	0%	0	0	7	11	57%
Other Track 4	0	1		3	0	-100%	-1	0%	0	1		0%	33%	0	1,200	2	3	50%
Personal Injury	23	27	17%	19	17	-11%	-10	63%	4	12	200%	6%	15%	83	248	68	78	15%
Prod Liability	0	0	0%	0	1		1	100%	0	0	0%	0%	0%	0	0	1	1	0%
Prof Malpractic	1	0	-100%	1	0	-100%	0	100%	1	2	100%	25%	67%	600	2,400	4	3	-25%
PIP Coverage	0	1		0	0	0%	-1	0%	0	0	0%	0%	0%	0	0	0	1	
Real Property	5	3	-40%	3	2	-33%	-1	67%	0	0	0%	0%	0%	0	0	6	3	-50%
Tort Other	5	5	0%	6	6	0%	1	120%	1	1	0%	9%	9%	109	86	11	11	0%
Toxic Tort	0	0	0%	0	0	0%	0	100%	0	0	0%	0%	0%	0	0	0	0	0%
UM/UIIM Bod Inj	2	2	0%	3	1	-67%	-1	50%	1	0	-100%	33%	0%	600	0	3	3	0%
Total	214	160	-25%	169	146	-14%	-14	91%	21	47	124%	6%	13%	58	144	345	352	2%

NOTE: Some Multicounty Litigation (MCL) cases were transferred in November 2014: Atlantic to Bergen = 8,935; Atlantic to Middlesex = 4,070.

CIVIL BACKLOG SUMMARY BY CASETYPE

November 2020

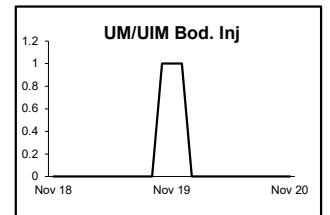
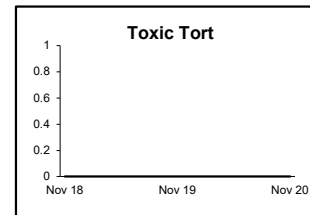
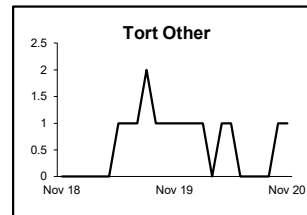
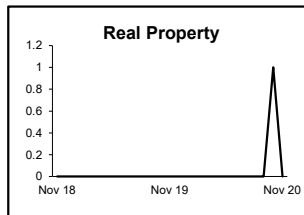
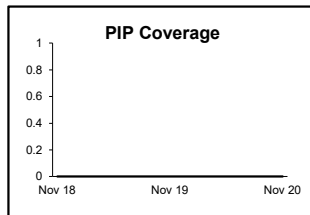
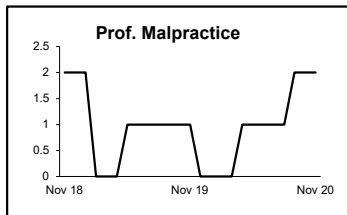
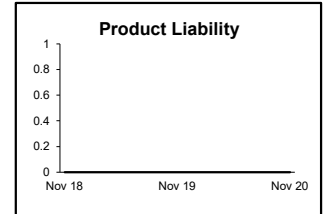
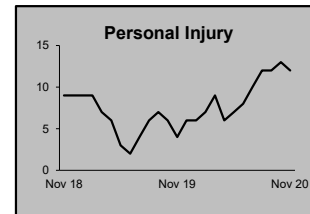
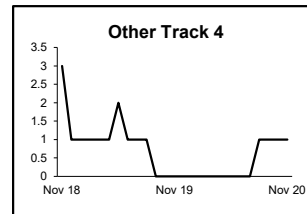
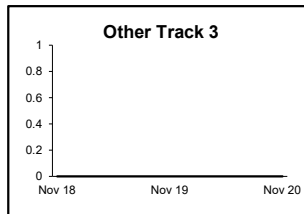
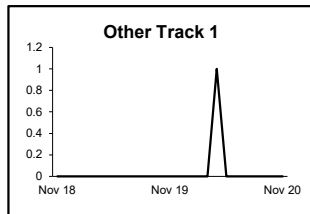
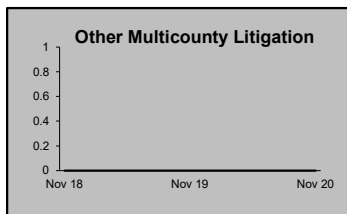
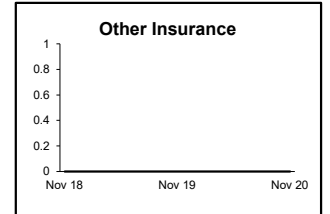

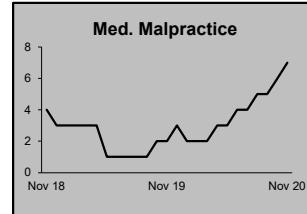
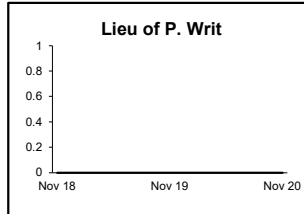
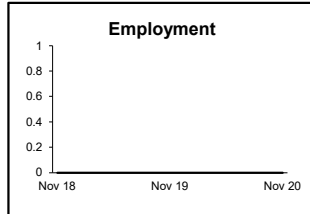
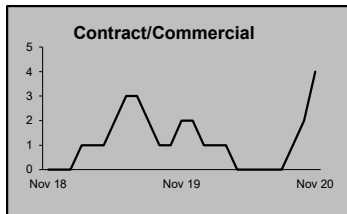
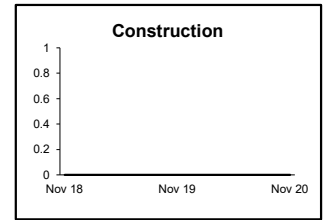
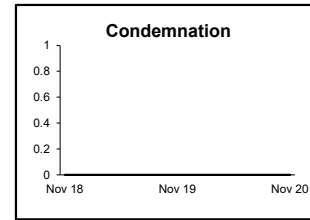
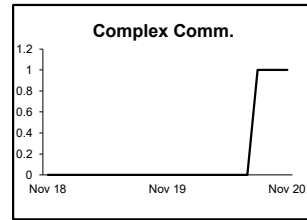
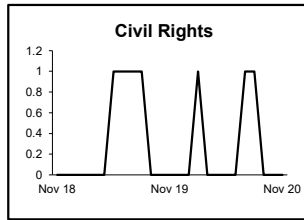
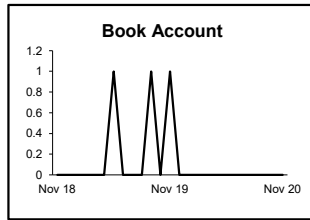
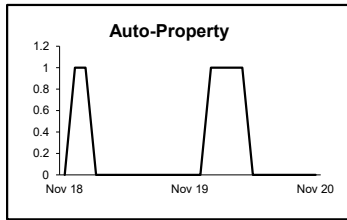
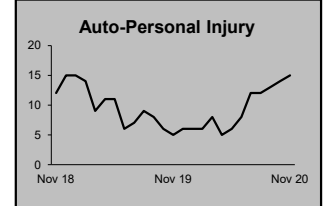
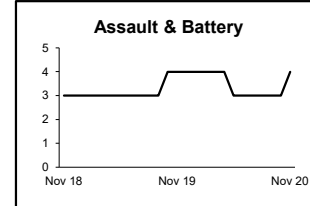
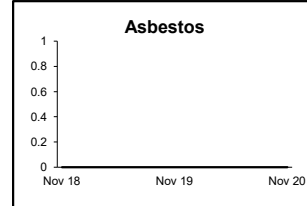

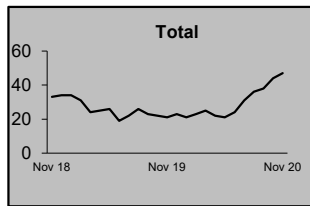
WARREN

	Cases in Backlog															
	Track 1					Track 2				Track 3			Track 4			Total Backlog
	12 to 18 months	18 to 24 months	24 to 36 months	over 36 months	Total Track 1	18 to 24 months	24 to 36 months	over 36 months	Total Track 2	24 to 36 months	over 36 months	Total Track 3	24 to 36 months	over 36 months	Total Track 4	
Act on Neg Inst	0	0	0	0	0	0	0	0	0	0	0	0	0	0	0	0
Asbestos	0	0	0	0	0	0	0	0	0	0	0	0	0	0	0	0
Assault & Bat	0	0	0	0	0	0	0	0	0	1	3	4	0	0	0	4
Auto - Pers Inj	0	0	0	0	0	13	2	0	15	0	0	0	0	0	0	15
Auto - Property	0	0	0	0	0	0	0	0	0	0	0	0	0	0	0	0
Book Account	0	0	0	0	0	0	0	0	0	0	0	0	0	0	0	0
Civil Rights	0	0	0	0	0	0	0	0	0	0	0	0	0	0	0	0
Complex Comme	0	0	0	0	0	0	0	0	0	0	0	0	1	0	1	1
Condemnation	0	0	0	0	0	0	0	0	0	0	0	0	0	0	0	0
Construction	0	0	0	0	0	0	0	0	0	0	0	0	0	0	0	0
Contract/Comme	0	0	0	0	0	4	0	0	4	0	0	0	0	0	0	4
Employment	0	0	0	0	0	0	0	0	0	0	0	0	0	0	0	0
Lieu of P. Writ	0	0	0	0	0	0	0	0	0	0	0	0	0	0	0	0
Medical Malprac	0	0	0	0	0	0	0	0	0	6	1	7	0	0	0	7
Name Change	0	0	0	0	0	0	0	0	0	0	0	0	0	0	0	0
Other Insurance	0	0	0	0	0	0	0	0	0	0	0	0	0	0	0	0
Other Mass Tort	0	0	0	0	0	0	0	0	0	0	0	0	0	0	0	0
Other Track 1	0	0	0	0	0	0	0	0	0	0	0	0	0	0	0	0
Other Track 3	0	0	0	0	0	0	0	0	0	0	0	0	0	0	0	0
Other Track 4	0	0	0	0	0	0	0	0	0	0	0	0	1	0	1	1
Personal Injury	0	0	0	0	0	9	3	0	12	0	0	0	0	0	0	12
Prod Liability	0	0	0	0	0	0	0	0	0	0	0	0	0	0	0	0
Prof Malpractic	0	0	0	0	0	0	0	0	0	2	0	2	0	0	0	2
PIP Coverage	0	0	0	0	0	0	0	0	0	0	0	0	0	0	0	0
Real Property	0	0	0	0	0	0	0	0	0	0	0	0	0	0	0	0
Tort Other	0	0	0	0	0	1	0	0	1	0	0	0	0	0	0	1
Toxic Tort	0	0	0	0	0	0	0	0	0	0	0	0	0	0	0	0
UM/UIM Bod Inj	0	0	0	0	0	0	0	0	0	0	0	0	0	0	0	0
Total	0	0	0	0	0	27	5	0	32	9	4	13	2	0	2	47

NOTE: Some Multicounty Litigation (MCL) cases were transferred in November 2014: Atlantic to Bergen = 8,935; Atlantic to Middlesex = 4,070.

**CIVIL BACKLOG BY CASETYPE
NOVEMBER 2020
WARREN**

	Total	Backlog	% chg
Nov 18	33		
Nov 19	21		-36%
Nov 20	47		124%



1) Casetypes with the state's largest backlogs are highlighted.

2) Some Multicounty Litigation (MCL) cases were transferred in November 2014: Atlantic to Bergen = 8,935; Atlantic to Middlesex = 4,070.

**CIVIL CASELOAD SUMMARY BY CASETYPE
JULY 2020 - NOVEMBER 2020
STATE**

	Filings			Resolutions			Clearance		Backlog			Backlog Percent		Backlog Per 100 Monthly Filings		Active Pending		
	Jul 2019	Jul 2020	percent change	Jul 2019	Jul 2020	percent change	Jul 2020 - Nov 2020		Nov 2019	Nov 2020	percent change	Nov 2019	Nov 2020	Nov 2019	Nov 2020	Nov 2019	Nov 2020	percent change
	to Nov 2019	to Nov 2020		number	percent													
Act on Neg Inst	85	78	-8%	114	101	-11%	23	129%	11	13	18%	9%	11%	58	75	119	120	1%
Asbestos	72	70	-3%	27	66	144%	-4	94%	279	389	39%	45%	56%	1,810	2,608	620	696	12%
Assault & Bat	58	105	81%	68	64	-6%	-41	61%	45	61	36%	21%	16%	400	370	214	373	74%
Auto - Pers Inj	10,874	10,405	-4%	10,395	9,212	-11%	-1193	89%	5,093	8,335	64%	16%	24%	236	394	31,700	34,767	10%
Auto - Property	390	355	-9%	346	382	10%	27	108%	41	77	88%	6%	11%	52	107	655	720	10%
Book Account	3,582	3,608	1%	3,249	3,713	14%	105	103%	151	331	119%	4%	8%	21	51	3,975	4,313	9%
Civil Rights	145	128	-12%	159	145	-9%	17	113%	60	93	55%	17%	27%	194	374	362	344	-5%
Complex Commer	119	117	-2%	112	125	12%	8	107%	130	181	39%	29%	38%	563	807	441	474	7%
Condemnation	161	53	-67%	204	165	-19%	112	311%	144	78	-46%	50%	50%	487	541	288	157	-45%
Construction	225	178	-21%	210	184	-12%	6	103%	119	192	61%	20%	32%	253	518	600	605	1%
Contract/Commer	3,929	3,605	-8%	4,007	3,871	-3%	266	107%	437	939	115%	7%	14%	54	143	6,578	6,640	1%
Employment	120	105	-13%	100	115	15%	10	110%	32	47	47%	13%	19%	130	217	238	243	2%
Lieu of P. Writ	208	174	-16%	212	186	-12%	12	107%	41	76	85%	10%	17%	100	212	413	446	8%
Medical Malprac	463	465	0%	471	323	-31%	-142	69%	575	841	46%	26%	33%	585	858	2,170	2,544	17%
Name Change	837	779	-7%	826	613	-26%	-166	79%	1	3	200%	0%	1%	1	2	379	480	27%
Other Insurance	271	270	0%	221	239	8%	-31	89%	74	107	45%	18%	22%	135	198	422	488	16%
Other MCL	629	2,073	230%	1,512	1,054	-30%	-1019	51%	12,965	8,876	-32%	74%	61%	5,451	2,993	17,428	14,560	-16%
Other Track 1	1,852	1,566	-15%	1,725	1,493	-13%	-73	95%	174	335	93%	10%	15%	49	104	1,739	2,188	26%
Other Track 3	827	865	5%	719	681	-5%	-184	79%	278	487	75%	12%	17%	172	277	2,310	2,827	22%
Other Track 4	108	85	-21%	145	84	-42%	-1	99%	185	221	19%	36%	43%	796	1,245	507	509	0%
Personal Injury	4,168	3,903	-6%	4,239	3,579	-16%	-324	92%	2,409	3,796	58%	18%	26%	276	454	13,270	14,334	8%
Prod Liability	162	180	11%	236	109	-54%	-71	61%	84	120	43%	15%	23%	168	365	555	514	-7%
Prof Malpractic	205	160	-22%	244	182	-25%	22	114%	175	274	57%	20%	29%	416	772	887	949	7%
PIP Coverage	159	115	-28%	137	108	-21%	-7	94%	8	15	88%	5%	11%	27	71	151	136	-10%
Real Property	164	156	-5%	129	145	12%	-11	93%	35	58	66%	15%	26%	115	216	239	222	-7%
Tort Other	765	810	6%	759	755	-1%	-55	93%	210	349	66%	13%	18%	138	219	1,623	1,915	18%
Toxic Tort	4	9	125%	13	1	-92%	-8	11%	21	11	-48%	50%	30%	1,200	825	42	37	-12%
UM/UIM Bod Inj	665	645	-3%	694	612	-12%	-33	95%	266	457	72%	14%	22%	201	339	1,880	2,057	9%
Total	31,247	31,062	-1%	31,273	28,307	-9%	-2755	91%	24,043	26,762	11%	27%	29%	376	443	89,805	93,658	4%

NOTE: Some Multicounty Litigation (MCL) cases were transferred in November 2014: Atlantic to Bergen = 8,935; Atlantic to Middlesex = 4,070.

CIVIL BACKLOG SUMMARY BY CASETYPE

November 2020

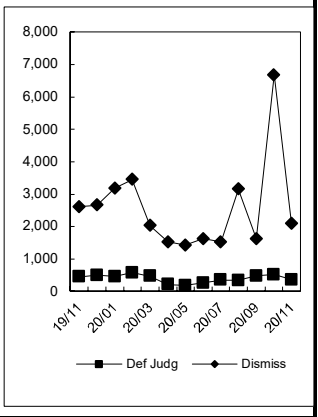
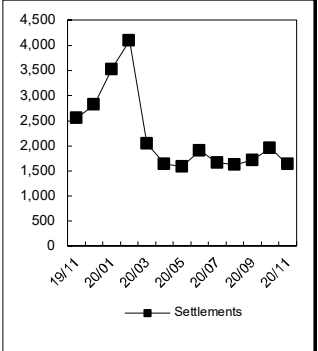
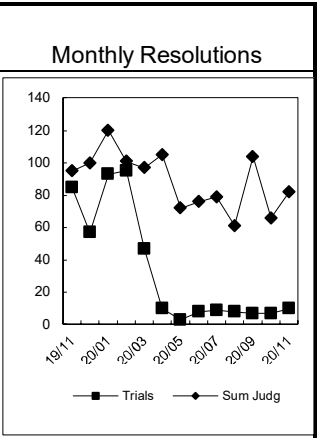
STATE

	Cases in Backlog															
	Track 1					Track 2				Track 3			Track 4			Total Backlog
	12 to 18 months	18 to 24 months	24 to 36 months	over 36 months	Total Track 1	18 to 24 months	24 to 36 months	over 36 months	Total Track 2	24 to 36 months	over 36 months	Total Track 3	24 to 36 months	over 36 months	Total Track 4	
Act on Neg Inst	4	7	2	0	13	0	0	0	0	0	0	0	0	0	0	13
Asbestos	0	0	0	0	0	0	0	0	0	0	0	0	155	234	389	389
Assault & Bat	0	0	0	0	0	0	0	0	0	39	22	61	0	0	0	61
Auto - Pers Inj	0	0	0	0	0	4,352	3,432	548	8,332	2	1	3	0	0	0	8,335
Auto - Property	0	0	0	0	0	43	31	3	77	0	0	0	0	0	0	77
Book Account	232	72	22	4	330	1	0	0	1	0	0	0	0	0	0	331
Civil Rights	0	0	0	0	0	0	0	0	0	59	34	93	0	0	0	93
Complex Comme	0	0	0	0	0	0	0	0	0	0	0	0	85	96	181	181
Condemnation	0	0	0	0	0	0	0	0	0	12	66	78	0	0	0	78
Construction	0	0	0	0	0	79	66	43	188	1	1	2	2	0	2	192
Contract/Comme	1	0	0	0	1	503	363	70	936	0	0	0	2	0	2	939
Employment	0	0	0	0	0	21	20	6	47	0	0	0	0	0	0	47
Lieu of P. Writ	0	0	0	0	0	0	0	0	0	0	0	0	45	31	76	76
Medical Malprac	0	0	0	0	0	0	0	0	0	488	353	841	0	0	0	841
Name Change	3	0	0	0	3	0	0	0	0	0	0	0	0	0	0	3
Other Insurance	57	20	11	13	101	2	3	0	5	0	0	0	0	1	1	107
Other Mass Tort	0	0	0	0	0	0	0	0	0	0	0	0	1,428	7,448	8,876	8,876
Other Track 1	190	74	44	10	318	8	5	1	14	2	1	3	0	0	0	335
Other Track 3	0	0	0	0	0	0	0	0	0	340	147	487	0	0	0	487
Other Track 4	0	0	0	0	0	0	0	0	0	0	0	0	108	113	221	221
Personal Injury	0	0	0	0	0	1,974	1,475	336	3,785	6	3	9	0	2	2	3,796
Prod Liability	0	0	0	0	0	0	0	0	0	85	34	119	0	1	1	120
Prof Malpractic	0	0	0	0	0	0	1	0	1	178	95	273	0	0	0	274
PIP Coverage	6	3	5	1	15	0	0	0	0	0	0	0	0	0	0	15
Real Property	30	13	10	4	57	0	1	0	1	0	0	0	0	0	0	58
Tort Other	0	0	0	0	0	174	144	30	348	1	0	1	0	0	0	349
Toxic Tort	0	0	0	0	0	0	0	0	0	6	5	11	0	0	0	11
UM/UIM Bod Inj	0	0	0	0	0	227	197	32	456	0	1	1	0	0	0	457
Total	523	189	94	32	838	7,384	5,738	1,069	14,191	1,219	763	1,982	1,825	7,926	9,751	26,762

NOTE: Some Multicounty Litigation (MCL) cases were transferred in November 2014: Atlantic to Bergen = 8,935; Atlantic to Middlesex = 4,070.

CIVIL RESOLUTION SUMMARY BY CASETYPE
JULY 2020 - NOVEMBER 2020
STATE

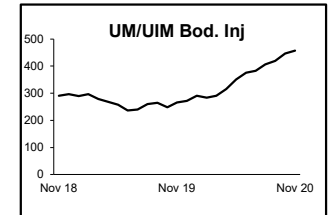
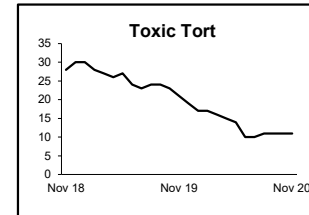
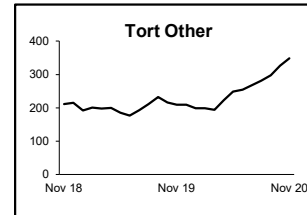
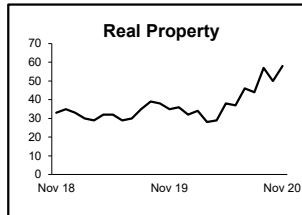
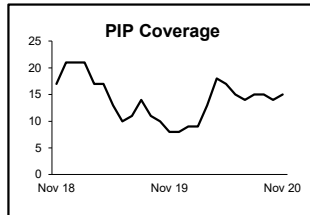
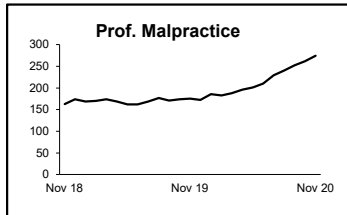
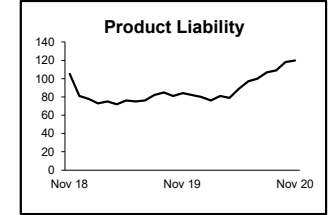
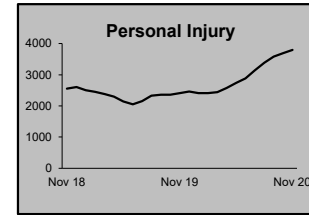
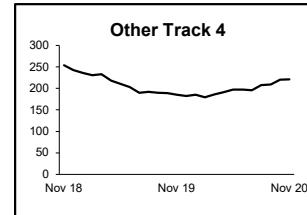
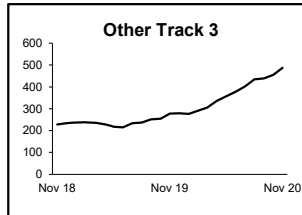
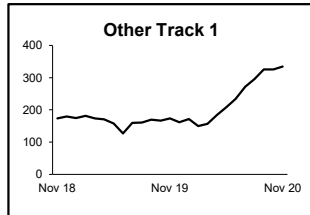
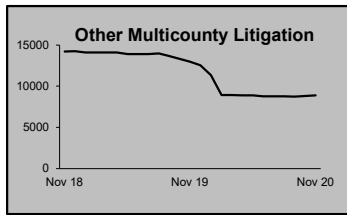
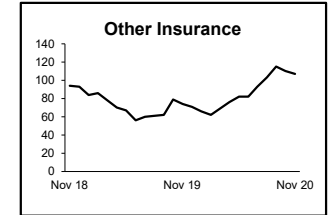
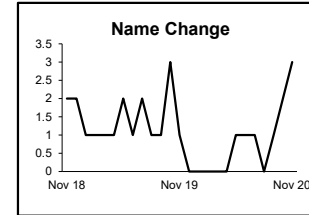
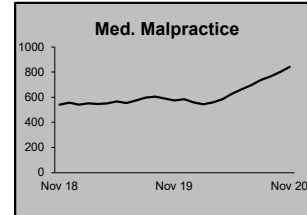
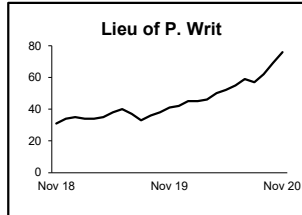
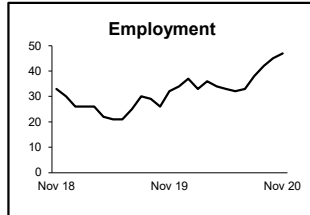
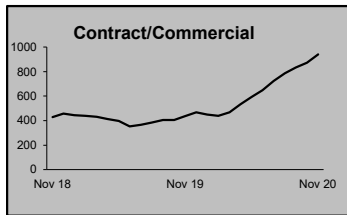
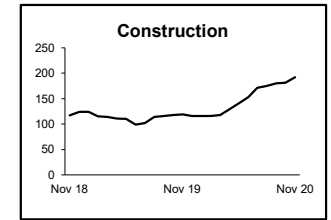
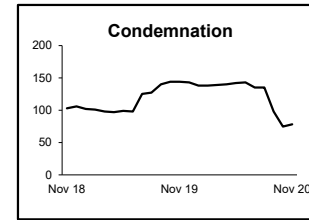
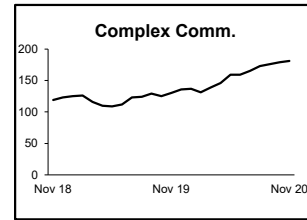
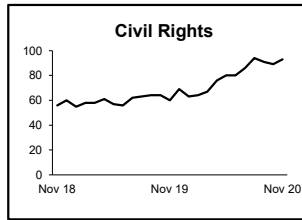
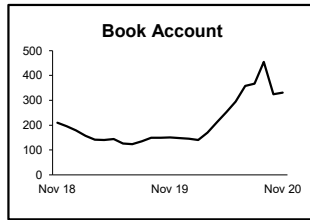
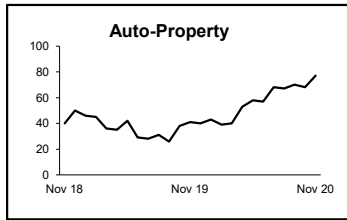
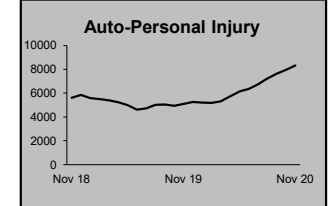
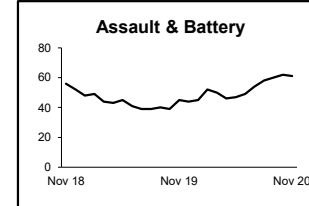
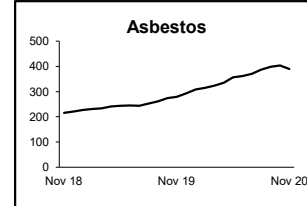
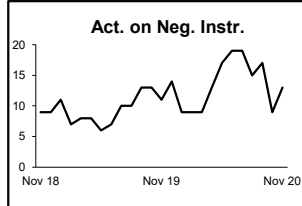
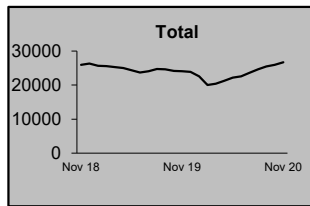
	Trial			Summary					Total	Percent resolved by					
	Jury	Nonjury	Total	Judgment	Settlement	Default Judgment	Dismiss	Other		Trial	Sum Jud	Settle	Default J	Dismiss	Other
Act on Neg Inst	0	1	1	8	12	35	45	0	101	1%	8%	12%	35%	45%	0%
Asbestos	4	0	4	0	55	0	5	2	66	6%	0%	83%	0%	8%	3%
Assault & Bat	0	0	0	1	19	4	30	10	64	0%	2%	30%	6%	47%	16%
Auto - Pers Inj	7	0	7	38	3,632	43	5,131	361	9,212	0%	0%	39%	0%	56%	4%
Auto - Property	0	0	0	7	79	92	195	9	382	0%	2%	21%	24%	51%	2%
Book Account	0	0	0	83	657	1,049	1,880	44	3,713	0%	2%	18%	28%	51%	1%
Civil Rights	0	0	0	3	14	0	94	34	145	0%	2%	10%	0%	65%	23%
Complex Commer	0	0	0	4	33	6	70	12	125	0%	3%	26%	5%	56%	10%
Condemnation	0	0	0	2	28	0	12	123	165	0%	1%	17%	0%	7%	75%
Construction	0	0	0	1	59	10	108	6	184	0%	1%	32%	5%	59%	3%
Contract/Commer	0	8	8	93	806	594	2,248	122	3,871	0%	2%	21%	15%	58%	3%
Employment	0	0	0	1	28	2	69	15	115	0%	1%	24%	2%	60%	13%
Lieu of P. Writ	0	16	16	3	33	1	116	17	186	9%	2%	18%	1%	62%	9%
Medical Malprac	0	0	0	1	92	2	197	31	323	0%	0%	28%	1%	61%	10%
Name Change	0	0	0	0	0	0	79	534	613	0%	0%	0%	0%	13%	87%
Other Insurance	0	0	0	9	57	5	121	47	239	0%	4%	24%	2%	51%	20%
Other MCL	0	0	0	0	359	0	673	22	1,054	0%	0%	34%	0%	64%	2%
Other Track 1	0	1	1	25	392	60	712	303	1,493	0%	2%	26%	4%	48%	20%
Other Track 3	0	0	0	9	240	2	327	103	681	0%	1%	35%	0%	48%	15%
Other Track 4	0	1	1	4	22	15	36	6	84	1%	5%	26%	18%	43%	7%
Personal Injury	0	0	0	71	1,375	33	1,845	255	3,579	0%	2%	38%	1%	52%	7%
Prod Liability	0	0	0	1	26	1	56	25	109	0%	1%	24%	1%	51%	23%
Prof Malpractic	0	0	0	2	88	0	79	13	182	0%	1%	48%	0%	43%	7%
PIP Coverage	0	0	0	0	32	2	68	6	108	0%	0%	30%	2%	63%	6%
Real Property	0	0	0	2	28	9	90	16	145	0%	1%	19%	6%	62%	11%
Tort Other	0	2	2	20	186	62	439	46	755	0%	3%	25%	8%	58%	6%
Toxic Tort	0	0	0	0	0	0	1	0	1	0%	0%	0%	0%	100%	0%
UM/UIB Bod Inj	0	1	1	4	240	13	341	13	612	0%	1%	39%	2%	56%	2%
Total	11	30	41	392	8,592	2,040	15,067	2,175	28,307	0%	1%	30%	7%	53%	8%



NOTE: Some Multicounty Litigation (MCL) cases were transferred in November 2014: Atlantic to Bergen = 8,935; Atlantic to Middlesex = 4,070.

**CIVIL BACKLOG BY CASETYPE
NOVEMBER 2020
STATE**

	Total	Backlog	% chg
Nov 18		25,905	
Nov 19		24,043	-7%
Nov 20		26,762	11%



1) Casetypes with the state's largest backlogs are highlighted.

2) Some Multicounty Litigation (MCL) cases were transferred in November 2014: Atlantic to Bergen = 8,935; Atlantic to Middlesex = 4,070.