

**New Jersey Judiciary
CIVIL STATISTICS
March 2022**

TABLE OF CONTENTS

Introduction, Abbreviations, and Glossary	i
Tables and Graphs By County	1
Tables and Graphs by Case Type	
Atlantic	3
Bergen	7
Burlington	11
Camden	15
Cape May	19
Cumberland	23
Essex	27
Gloucester	31
Hudson	35
Hunterdon	39
Mercer	43
Middlesex	47
Monmouth	51
Morris	55
Ocean	59
Passaic	63
Salem	67
Somerset	71
Sussex	75
Union	79
Warren	83
State	87

INTRODUCTION

CIVIL STATISTICS provides court year-to-date civil-law statistics for New Jersey's twenty-one counties. Data is compiled from a monthly statistical extract of the Automated Case Management System.

The report provides 4-page summaries of filings, resolutions, clearance, backlog, and active pending by case type for counties and the state. Case type categories are based on the Case Information Statement (CIS). Some categories are consolidated as shown in the table on the next page.

GLOSSARY

Filings: Filings include new, reopened, reactivated, and transferred cases

Resolutions: Include trials, summary judgments, settlements, default judgments
dismissals, inactivations, transfers, and other summary matters

Clearance: Resolutions minus filings

Backlog: Cases over case processing goal as listed below. Cases are aged from date of complaint exclusive of inactive and closed time.

 Track 1 backlog = over 12 months

 Track 2 backlog = over 18 months

 Track 3 backlog = over 24 months

 Track 4 backlog = over 24 months

Backlog Per 100 Monthly Filings: $(\text{backlog}) / (\text{average monthly filings in previous court year}) * 100$

Active Pending: Cases not resolved. Does not include inactive cases.

CIVIL STATISTICS is produced by the Administrative Office of the Courts' Quantitative Research Unit. Questions or comments can be directed to:

Quantitative Research Unit: PO Box 037, Trenton, NJ 08625
(609) 815-2900 x52530

CASE TYPE ABBREVIATIONS

TRACK I

Action on Negotiable Instrument (Act on New Inst)

Book Account

Name Change

Other Insurance Claim Including Declaratory Judgment Actions (other insurance)

PIP Coverage

Real Property

Other Track 1: Forfeiture, Summary Action, UM or UIM Claim, Lemon Law, Open Public Records Act, Tenancy, Miscellaneous, No Show Jurors

UM/UIM Coverage

TRACK II

Auto Negligence - Personal Injury

Auto Negligence - Property Damage

Construction

Contract/Commercial Transactions

Employment other than CEPA or LAD

Personal Injury

Tort - Other

UM/UIM Bodily Injury

TRACK III

Assault and Battery

Civil Rights

Condemnation

Medical Malpractice

Product Liability

Professional Malpractice

Toxic Tort

Other Track 3: Defamation, Inverse Condemnation, Whistle Blower/Conscientious, Employee Protection Act, Law Against Discrimination

TRACK IV

Action in Lieu of Prerogative Writ (Lieu of P. Writ)

Asbestos

Complex Commercial

Other Multicounty Litigation (formerly "mass tort") and/or Centrally Managed Cases:

Abilify, Accutane, Allergen Biocell Textured Breast Implants, AlloDerm, Asbestos, Benicar, Bristol-Myers-Squibb Environmental,

DePuy, ASR Hip Implant, Firefighter Hearing Loss, Fosamax, HealthPlus Surgery Center,

Levaquin, Pelvic Mesh, Physiomesh, Proceed Surgical Mesh/Proceed Ventral Patch, Prolene Hernia System Mesh, Propecia,

Proton-Pump Inhibitors, Reglan, Risperdal/Seroquel/Zyprexa, Stryker Hip/ABG II, Stryker LFIT CoCr V40 Femoral Heads, Stryker Trident Hip Implants,

Talc-Powder, Tassigna, Taxotere/Docetaxel, Zostavax.

Other Track 4: Complex Construction, Cullen Lit., Environmental Coverage Litigation, False Claims, Insurance Fraud, Mt. Laurel

CIVIL CASELOAD SUMMARY BY COUNTY
JULY 2021 - MARCH 2022
STATE

	Filings			Resolutions			Clearance		Backlog			Backlog Percent		Backlog Per 100 Monthly Filings		Active Pending		
	Jul 2020 to Mar 2021	Jul 2021 to Mar 2022	percent change	Jul 2020 to Mar 2021	Jul 2021 to Mar 2022	percent change	Jul 2021 - Mar 2022		Mar 2021	Mar 2022	percent change	Mar 2021	Mar 2022	Mar 2021	Mar 2022	Mar 2021	Mar 2022	percent change
							number	percent										
Atlantic	3,642	3,219	-12%	2,244	2,153	-4%	-1066	67%	1,572	2,301	46%	24%	30%	420	647	6,443	7,782	21%
Bergen	6,877	6,386	-7%	6,614	7,314	11%	928	115%	6,915	6,342	-8%	46%	46%	957	890	14,974	13,742	-8%
Burlington	2,069	2,036	-2%	1,975	2,115	7%	79	104%	460	466	1%	17%	19%	209	201	2,650	2,509	-5%
Camden	3,200	3,091	-3%	3,342	3,267	-2%	176	106%	911	913	0%	20%	21%	261	263	4,510	4,347	-4%
Cape May	384	399	4%	364	420	15%	21	105%	98	93	-5%	20%	19%	233	200	492	495	1%
Cumberland	634	595	-6%	581	710	22%	115	119%	184	180	-2%	21%	23%	262	251	895	788	-12%
Essex	7,772	7,371	-5%	6,834	7,712	13%	341	105%	4,363	4,926	13%	31%	35%	528	585	14,062	14,102	0%
Gloucester	1,136	1,135	0%	1,125	1,188	6%	53	105%	271	305	13%	18%	20%	223	236	1,525	1,488	-2%
Hudson	4,040	3,809	-6%	3,710	4,117	11%	308	108%	1,471	1,654	12%	24%	28%	342	379	6,203	5,970	-4%
Hunterdon	431	468	9%	358	454	27%	-14	97%	130	135	4%	24%	25%	292	258	535	546	2%
Mercer	1,938	2,082	7%	1,727	2,021	17%	-61	97%	791	724	-8%	26%	23%	387	308	2,986	3,102	4%
Middlesex	6,819	5,710	-16%	5,366	6,869	28%	1159	120%	6,559	6,606	1%	42%	46%	852	1,019	15,739	14,405	-8%
Monmouth	3,475	3,180	-8%	3,212	3,572	11%	392	112%	1,279	1,286	1%	24%	26%	344	350	5,280	4,942	-6%
Morris	2,181	1,945	-11%	1,805	2,059	14%	114	106%	658	864	31%	21%	29%	286	378	3,158	2,957	-6%
Ocean	2,617	2,463	-6%	2,377	2,873	21%	410	117%	1,097	1,027	-6%	27%	28%	397	365	4,040	3,657	-9%
Passaic	3,389	3,023	-11%	3,086	3,310	7%	287	109%	1,024	1,233	20%	20%	26%	285	362	5,061	4,782	-6%
Salem	203	194	-4%	188	207	10%	13	107%	34	50	47%	14%	23%	161	232	236	213	-10%
Somerset	1,336	1,251	-6%	1,163	1,312	13%	61	105%	335	407	21%	19%	24%	238	286	1,788	1,671	-7%
Sussex	507	437	-14%	448	487	9%	50	111%	131	123	-6%	21%	22%	248	246	628	555	-12%
Union	3,638	3,301	-9%	3,441	3,518	2%	217	107%	1,448	1,550	7%	25%	28%	371	412	5,753	5,547	-4%
Warren	328	295	-10%	272	314	15%	19	106%	64	77	20%	16%	20%	184	216	395	384	-3%
Total	56,616	52,390	-7%	50,232	55,992	11%	3602	107%	29,795	31,262	5%	31%	33%	492	525	97,353	93,984	-3%

NOTE: Some Multicounty Litigation (MCL) cases were transferred in November 2014: Atlantic to Bergen = 8,935; Atlantic to Middlesex = 4,070.

CIVIL BACKLOG SUMMARY BY CASETYPE

March 2022

STATE

	Cases in Backlog																Total Backlog
	Track 1					Track 2				Track 3			Track 4				
	12 to 18 months	18 to 24 months	24 to 36 months	over 36 months	Total Track 1	18 to 24 months	24 to 36 months	over 36 months	Total Track 2	24 to 36 months	over 36 months	Total Track 3	24 to 36 months	over 36 months	Total Track 4		
Atlantic	24	8	16	4	52	200	169	60	429	50	51	101	746	973	1,719	2,301	
Bergen	60	27	23	3	113	929	927	226	2,082	139	112	251	252	3,644	3,896	6,342	
Burlington	2	0	0	0	2	180	145	37	362	56	36	92	5	5	10	466	
Camden	24	20	7	3	54	307	244	104	655	85	96	181	9	14	23	913	
Cape May	10	3	1	0	14	35	14	5	54	18	5	23	0	2	2	93	
Cumberland	11	4	3	1	19	54	66	10	130	17	14	31	0	0	0	180	
Essex	96	32	59	47	234	1,358	1,637	1,075	4,070	222	303	525	30	67	97	4,926	
Gloucester	19	6	9	2	36	104	84	11	199	34	19	53	3	14	17	305	
Hudson	58	26	20	7	111	553	585	235	1,373	72	49	121	17	32	49	1,654	
Hunterdon	6	2	2	0	10	30	39	14	83	14	19	33	6	3	9	135	
Mercer	5	3	0	0	8	209	201	92	502	94	96	190	10	14	24	724	
Middlesex	36	5	5	4	50	977	907	375	2,259	157	109	266	423	3,608	4,031	6,606	
Monmouth	31	23	14	5	73	421	380	102	903	105	139	244	29	37	66	1,286	
Morris	43	22	13	1	79	258	294	29	581	80	78	158	19	27	46	864	
Ocean	36	16	15	4	71	305	321	128	754	85	99	184	9	9	18	1,027	
Passaic	39	17	24	5	85	469	398	141	1,008	67	43	110	12	18	30	1,233	
Salem	3	1	1	0	5	13	15	5	33	5	4	9	1	2	3	50	
Somerset	15	0	0	0	15	152	143	36	331	28	20	48	5	8	13	407	
Sussex	3	3	3	0	9	38	47	5	90	12	10	22	0	2	2	123	
Union	54	28	38	12	132	528	468	257	1,253	72	66	138	14	13	27	1,550	
Warren	4	0	0	0	4	30	20	2	52	8	11	19	1	1	2	77	
Total	579	246	253	98	1,176	7,150	7,104	2,949	17,203	1,420	1,379	2,799	1,591	8,493	10,084	31,262	

NOTE: Some Multicounty Litigation (MCL) cases were transferred in November 2014: Atlantic to Bergen = 8,935; Atlantic to Middlesex = 4,070.

CIVIL CASELOAD SUMMARY BY CASETYPE
JULY 2021 - MARCH 2022
ATLANTIC

	Filings			Resolutions			Clearance		Backlog			Backlog Percent		Backlog Per 100 Monthly Filings		Active Pending		
	Jul 2020 to Mar 2021	Jul 2021 to Mar 2022	percent change	Jul 2020 to Mar 2021	Jul 2021 to Mar 2022	percent change	Jul 2021 - Mar 2022		Mar 2021	Mar 2022	percent change	Mar 2021	Mar 2022	Mar 2021	Mar 2022	Mar 2021	Mar 2022	percent change
							number	percent										
Act on Neg Inst	1	4	300%	2	0	-100%	4	0%	0	0	0%	0%	0%	0	0	0	4	
Asbestos	0	0	0%	0	0	0%	0	100%	0	0	0%	0%	0%	0	0	0	0	0%
Assault & Bat	8	16	100%	4	8	100%	8	50%	1	4	300%	7%	19%	150	240	14	21	50%
Auto - Pers Inj	570	544	-5%	583	619	6%	75	114%	220	203	-8%	23%	22%	341	320	973	904	-7%
Auto - Property	18	22	22%	24	16	-33%	6	73%	1	0	-100%	6%	0%	48	0	17	22	29%
Book Account	352	282	-20%	311	343	10%	61	122%	11	13	18%	4%	7%	33	40	267	178	-33%
Civil Rights	10	17	70%	15	19	27%	2	112%	9	8	-11%	33%	31%	720	480	27	26	-4%
Complex Comm	7	4	-43%	7	2	-71%	2	50%	3	6	100%	27%	38%	450	1,440	11	16	45%
Condemnation	1	0	-100%	0	2		2	100%	0	0	0%	0%	0%	0	0	3	1	-67%
Construction	11	11	0%	7	11	57%	0	100%	10	9	-10%	40%	41%	857	831	25	22	-12%
Contract/Comm	236	203	-14%	259	219	-15%	16	108%	24	26	8%	10%	13%	101	110	236	203	-14%
Employment	11	4	-64%	6	9	50%	5	225%	4	4	0%	27%	40%	343	686	15	10	-33%
Lieu of P. Writ	6	12	100%	9	8	-11%	4	67%	4	3	-25%	36%	19%	686	240	11	16	45%
Medical Malprac	32	26	-19%	20	18	-10%	8	69%	27	37	37%	31%	37%	790	1,269	86	99	15%
Name Change	53	53	0%	43	58	35%	5	109%	0	0	0%	0%	0%	0	0	16	8	-50%
Other Insurance	22	10	-55%	14	20	43%	10	200%	7	5	-29%	29%	36%	311	333	24	14	-42%
Other MCL	1,554	1,266	-19%	269	54	-80%	1212	4%	977	1,706	75%	28%	34%	640	1,301	3,536	5,072	43%
Other Track 1	112	159	42%	124	101	-19%	58	64%	18	30	67%	20%	21%	143	177	89	144	62%
Other Track 3	79	75	-5%	48	91	90%	16	121%	30	35	17%	17%	22%	327	404	173	161	-7%
Other Track 4	6	9	50%	2	6	200%	3	67%	2	3	50%	20%	19%	300	257	10	16	60%
Personal Injury	403	338	-16%	364	402	10%	64	119%	172	158	-8%	25%	25%	389	393	682	629	-8%
Prod Liability	14	41	193%	6	9	50%	32	22%	3	3	0%	14%	10%	225	88	22	29	32%
Prof Malpractic	7	9	29%	8	14	75%	5	156%	12	12	0%	39%	44%	1,600	1,108	31	27	-13%
PIP Coverage	5	4	-20%	5	5	0%	1	125%	1	1	0%	33%	50%	240	240	3	2	-33%
Real Property	18	11	-39%	15	7	-53%	4	64%	1	3	200%	11%	27%	60	257	9	11	22%
Tort Other	53	41	-23%	43	41	-5%	0	100%	13	17	31%	19%	27%	260	352	69	64	-7%
Toxic Tort	1	1	0%	0	1		0	100%	0	0	0%	0%	0%	0	0	1	1	0%
UM/UM Bod Inj	52	57	10%	56	70	25%	13	123%	22	15	-32%	24%	18%	372	228	93	82	-12%
Total	3,642	3,219	-12%	2,244	2,153	-4%	-1066	67%	1,572	2,301	46%	24%	30%	420	647	6,443	7,782	21%

NOTE: Some Multicounty Litigation (MCL) cases were transferred in November 2014: Atlantic to Bergen = 8,935; Atlantic to Middlesex = 4,070.

CIVIL BACKLOG SUMMARY BY CASETYPE

March 2022

ATLANTIC

	Cases in Backlog															Total Backlog
	Track 1					Track 2				Track 3			Track 4			
	12 to 18 months	18 to 24 months	24 to 36 months	over 36 months	Total Track 1	18 to 24 months	24 to 36 months	over 36 months	Total Track 2	24 to 36 months	over 36 months	Total Track 3	24 to 36 months	over 36 months	Total Track 4	
Act on Neg Inst	0	0	0	0	0	0	0	0	0	0	0	0	0	0	0	0
Asbestos	0	0	0	0	0	0	0	0	0	0	0	0	0	0	0	0
Assault & Bat	0	0	0	0	0	0	0	0	0	3	1	4	0	0	0	0
Auto - Pers Inj	1	0	0	0	1	101	76	25	202	0	0	0	0	0	0	0
Auto - Property	0	0	0	0	0	0	0	0	0	0	0	0	0	0	0	0
Book Account	5	2	5	1	13	0	0	0	0	0	0	0	0	0	0	0
Civil Rights	0	0	0	0	0	0	0	0	0	3	5	8	0	0	0	0
Complex Commerce	0	0	0	0	0	0	0	0	0	0	0	0	3	3	6	6
Condemnation	0	0	0	0	0	0	0	0	0	0	0	0	0	0	0	0
Construction	0	0	0	0	0	2	3	4	9	0	0	0	0	0	0	0
Contract/Commer	0	0	0	0	0	9	12	5	26	0	0	0	0	0	0	0
Employment	0	0	0	0	0	1	2	1	4	0	0	0	0	0	0	0
Lieu of P. Writ	0	0	0	0	0	0	0	0	0	0	0	0	1	2	3	3
Medical Malprac	0	0	0	0	0	0	0	0	0	17	20	37	0	0	0	0
Name Change	0	0	0	0	0	0	0	0	0	0	0	0	0	0	0	0
Other Insurance	2	0	0	2	4	0	0	1	1	0	0	0	0	0	0	0
Other MCL	0	0	0	0	0	0	0	0	0	0	0	0	740	966	1,706	1,706
Other Track 1	14	5	10	1	30	0	0	0	0	0	0	0	0	0	0	0
Other Track 3	0	0	0	0	0	0	0	0	0	17	18	35	0	0	0	0
Other Track 4	0	0	0	0	0	0	0	0	0	0	0	0	1	2	3	3
Personal Injury	0	0	0	0	0	77	61	19	157	0	1	1	0	0	0	0
Prod Liability	0	0	0	0	0	0	0	0	0	3	0	3	0	0	0	0
Prof Malpractic	0	0	0	0	0	0	0	0	0	6	6	12	0	0	0	0
PIP Coverage	0	0	1	0	1	0	0	0	0	0	0	0	0	0	0	0
Real Property	2	1	0	0	3	0	0	0	0	0	0	0	0	0	0	0
Tort Other	0	0	0	0	0	6	8	1	15	1	0	1	1	0	1	1
Toxic Tort	0	0	0	0	0	0	0	0	0	0	0	0	0	0	0	0
UM/UIIM Bod Inj	0	0	0	0	0	4	7	4	15	0	0	0	0	0	0	0
Total	24	8	16	4	52	200	169	60	429	50	51	101	746	973	1,719	2,301

NOTE: Some Multicounty Litigation (MCL) cases were transferred in November 2014: Atlantic to Bergen = 8,935; Atlantic to Middlesex = 4,070.

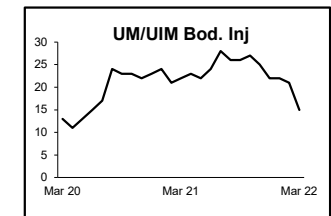
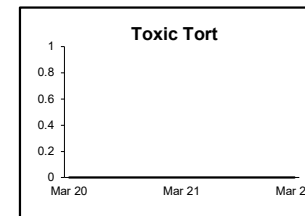
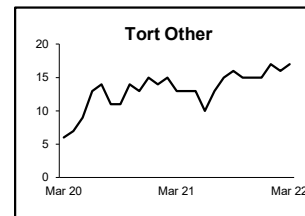
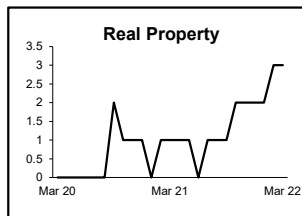
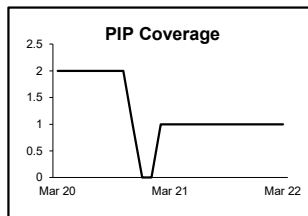
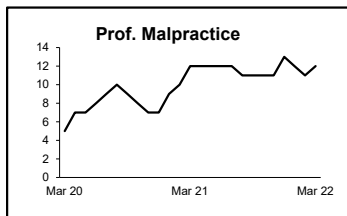
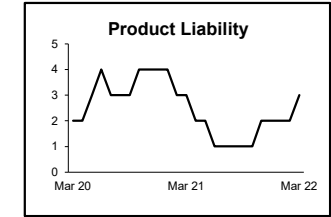
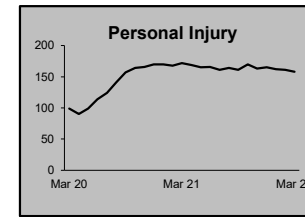
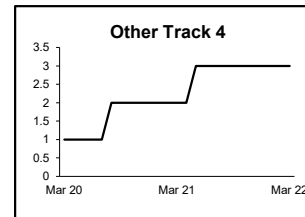
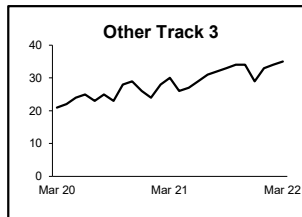
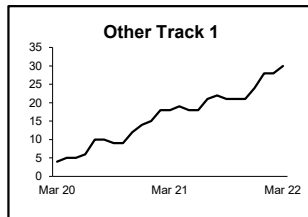
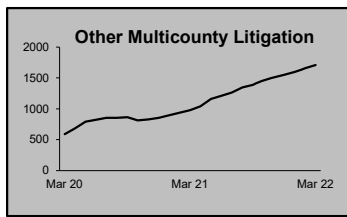
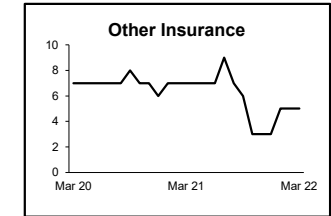
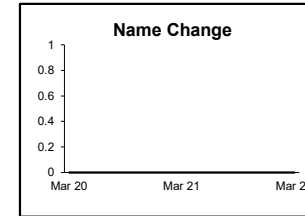
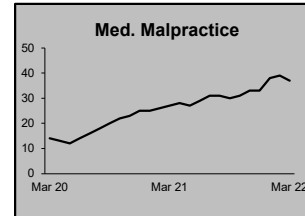
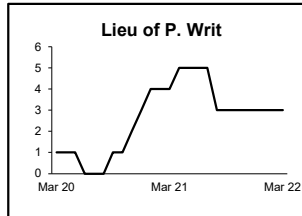
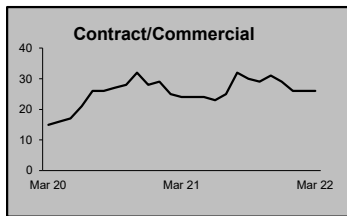
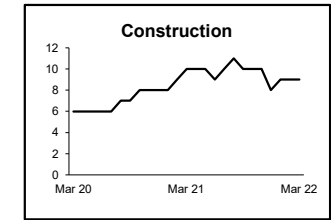
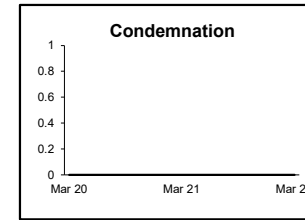
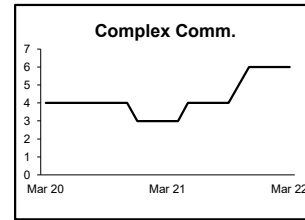
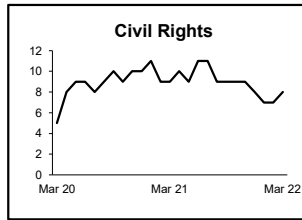
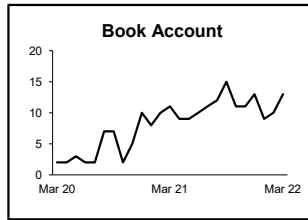
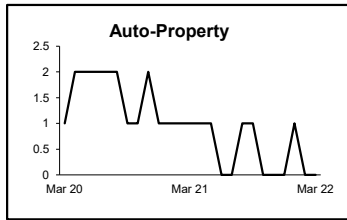
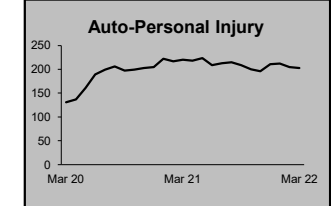
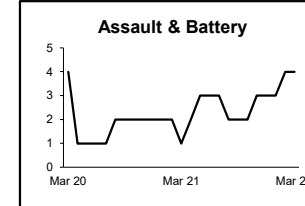
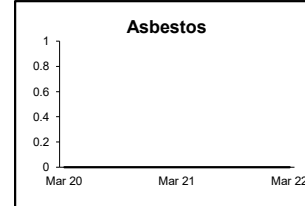

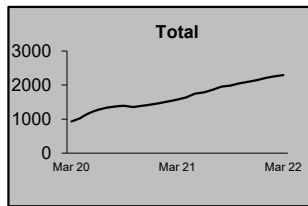
**CIVIL RESOLUTION SUMMARY BY CASETYPE
JULY 2021 - MARCH 2022
ATLANTIC**

	Trial			Summary					Total	Percent resolved by						Monthly Resolutions
	Jury	Nonjury	Total	Judgment	Settlement	Default Judgment	Dismiss	Other		Trial	Sum Jud	Settle	Default J	Dismiss	Other	
Act on Neg Inst	0	0	0	0	0	0	0	0	0	0%	0%	0%	0%	0%	0%	
Asbestos	0	0	0	0	0	0	0	0	0	0%	0%	0%	0%	0%	0%	
Assault & Bat	0	0	0	0	2	0	4	2	8	0%	0%	25%	0%	50%	25%	
Auto - Pers Inj	8	0	8	6	184	2	394	25	619	1%	1%	30%	0%	64%	4%	
Auto - Property	0	0	0	0	3	4	9	0	16	0%	0%	19%	25%	56%	0%	
Book Account	0	0	0	6	47	164	123	3	343	0%	2%	14%	48%	36%	1%	
Civil Rights	0	0	0	0	4	0	12	3	19	0%	0%	21%	0%	63%	16%	
Complex Commerc	0	0	0	0	1	0	1	0	2	0%	0%	50%	0%	50%	0%	
Condemnation	0	0	0	0	0	0	0	2	2	0%	0%	0%	0%	0%	100%	
Construction	0	0	0	0	2	3	6	0	11	0%	0%	18%	27%	55%	0%	
Contract/Commer	0	0	0	7	35	56	112	9	219	0%	3%	16%	26%	51%	4%	
Employment	0	0	0	0	1	0	6	2	9	0%	0%	11%	0%	67%	22%	
Lieu of P. Writ	0	0	0	2	1	0	2	3	8	0%	25%	13%	0%	25%	38%	
Medical Malprac	0	0	0	1	8	0	7	2	18	0%	6%	44%	0%	39%	11%	
Name Change	0	0	0	0	0	0	3	55	58	0%	0%	0%	0%	5%	95%	
Other Insurance	0	0	0	1	9	0	8	2	20	0%	5%	45%	0%	40%	10%	
Other MCL	0	0	0	0	36	0	17	1	54	0%	0%	67%	0%	31%	2%	
Other Track 1	0	0	0	0	18	3	56	24	101	0%	0%	18%	3%	55%	24%	
Other Track 3	0	0	0	1	30	0	53	7	91	0%	1%	33%	0%	58%	8%	
Other Track 4	0	0	0	0	2	2	1	1	6	0%	0%	33%	33%	17%	17%	
Personal Injury	2	0	2	7	148	0	212	33	402	0%	2%	37%	0%	53%	8%	
Prod Liability	0	0	0	0	2	0	5	2	9	0%	0%	22%	0%	56%	22%	
Prof Malpractic	0	0	0	0	5	0	9	0	14	0%	0%	36%	0%	64%	0%	
PIP Coverage	0	0	0	0	2	0	3	0	5	0%	0%	40%	0%	60%	0%	
Real Property	0	0	0	1	1	1	2	2	7	0%	14%	14%	14%	29%	29%	
Tort Other	0	0	0	1	12	4	22	2	41	0%	2%	29%	10%	54%	5%	
Toxic Tort	0	0	0	0	0	0	1	0	1	0%	0%	0%	0%	100%	0%	
UM/UIM Bod Inj	3	0	3	2	22	1	42	0	70	4%	3%	31%	1%	60%	0%	
Total	13	0	13	35	575	240	1,110	180	2,153	1%	2%	27%	11%	52%	8%	

NOTE: Some Multicounty Litigation (MCL) cases were transferred in November 2014: Atlantic to Bergen = 8,935; Atlantic to Middlesex = 4,070.

**CIVIL BACKLOG BY CASETYPE
MARCH 2022
ATLANTIC**

	Total	Backlog	% chg
Mar 20		935	
Mar 21		1,572	68%
Mar 22		2,301	46%



1) Casetypes with the state's largest backlogs are highlighted.

2) Some Multicounty Litigation (MCL) cases were transferred in November 2014: Atlantic to Bergen = 8,935; Atlantic to Middlesex = 4,070.

CIVIL CASELOAD SUMMARY BY CASETYPE
JULY 2021 - MARCH 2022
BERGEN

	Filings			Resolutions			Clearance		Backlog			Backlog Percent		Backlog Per 100 Monthly Filings		Active Pending		
	Jul 2020 to Mar 2021	Jul 2021 to Mar 2022	percent change	Jul 2020 to Mar 2021	Jul 2021 to Mar 2022	percent change	Jul 2021 - Mar 2022		Mar 2021	Mar 2022	percent change	Mar 2021	Mar 2022	Mar 2021	Mar 2022	Mar 2021	Mar 2022	percent change
							number	percent										
Act on Neg Inst	18	15	-17%	23	17	-26%	2	113%	2	5	150%	13%	33%	86	286	15	15	0%
Asbestos	0	0	0%	0	0	0%	0	100%	0	0	0%	0%	0%	0	0	0	0	0%
Assault & Bat	14	80	471%	18	71	294%	-9	89%	2	7	250%	5%	13%	141	99	37	54	46%
Auto - Pers Inj	2,130	1,808	-15%	1,770	1,977	12%	169	109%	996	1,226	23%	25%	32%	418	583	4,012	3,892	-3%
Auto - Property	63	61	-3%	84	67	-20%	6	110%	13	7	-46%	20%	13%	195	106	64	56	-13%
Book Account	1,047	845	-19%	908	1,006	11%	161	119%	77	52	-32%	10%	10%	79	53	793	513	-35%
Civil Rights	15	31	107%	16	15	-6%	-16	48%	3	5	67%	19%	17%	200	167	16	29	81%
Complex Commerc	39	35	-10%	39	29	-26%	-6	83%	18	28	56%	30%	42%	450	700	61	66	8%
Condemnation	4	8	100%	3	5	67%	-3	63%	0	0	0%	0%	0%	0	0	1	6	500%
Construction	41	38	-7%	27	33	22%	-5	87%	17	27	59%	25%	36%	340	623	68	75	10%
Contract/Commer	978	918	-6%	938	901	-4%	-17	98%	189	220	16%	18%	21%	192	221	1,038	1,051	1%
Employment	17	25	47%	23	24	4%	-1	96%	7	9	29%	21%	27%	290	327	33	33	0%
Lieu of P. Writ	37	43	16%	43	36	-16%	-7	84%	8	9	13%	20%	15%	234	169	40	60	50%
Medical Malprac	96	92	-4%	62	67	8%	-25	73%	91	128	41%	32%	40%	821	1,191	281	319	14%
Name Change	152	230	51%	148	219	48%	-11	95%	0	0	0%	0%	0%	0	0	49	54	10%
Other Insurance	53	38	-28%	55	37	-33%	-1	97%	4	13	225%	10%	33%	60	279	39	40	3%
Other MCL	551	498	-10%	1,083	1,189	10%	691	239%	4,793	3,821	-20%	84%	80%	8,959	8,203	5,710	4,752	-17%
Other Track 1	329	318	-3%	254	317	25%	-1	100%	28	29	4%	11%	12%	81	74	256	237	-7%
Other Track 3	129	154	19%	122	112	-8%	-42	73%	42	48	14%	18%	18%	285	300	235	270	15%
Other Track 4	13	11	-15%	20	18	-10%	7	164%	32	38	19%	50%	58%	2,259	2,850	64	65	2%
Personal Injury	702	799	14%	599	760	27%	-39	95%	450	501	11%	30%	32%	578	580	1,505	1,568	4%
Prod Liability	58	21	-64%	35	57	63%	36	271%	16	18	13%	19%	33%	259	617	86	55	-36%
Prof Malpractic	37	35	-5%	42	41	-2%	6	117%	31	43	39%	30%	37%	689	1,053	105	116	10%
PIP Coverage	29	20	-31%	26	18	-31%	-2	90%	0	3		0%	25%	0	164	13	12	-8%
Real Property	22	19	-14%	12	26	117%	7	137%	8	11	38%	30%	44%	343	388	27	25	-7%
Tort Other	189	170	-10%	172	168	-2%	-2	99%	47	59	26%	20%	25%	244	315	241	235	-2%
Toxic Tort	3	1	-67%	0	1		0	100%	1	2	100%	17%	40%	400	2,400	6	5	-17%
UM/UIM Bod Inj	111	73	-34%	92	103	12%	30	141%	40	33	-18%	22%	24%	338	400	179	139	-22%
Total	6,877	6,386	-7%	6,614	7,314	11%	928	115%	6,915	6,342	-8%	46%	46%	957	890	14,974	13,742	-8%

NOTE: Some Multicounty Litigation (MCL) cases were transferred in November 2014: Atlantic to Bergen = 8,935; Atlantic to Middlesex = 4,070.

CIVIL BACKLOG SUMMARY BY CASETYPE

March 2022

BERGEN

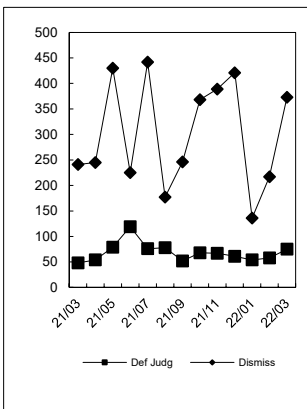
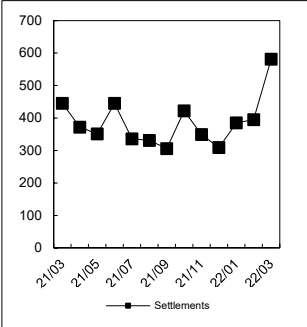
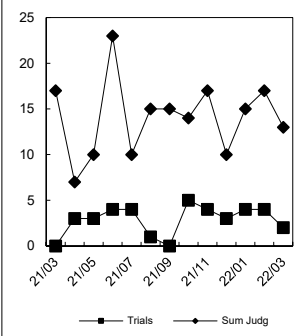
	Cases in Backlog															
	Track 1					Track 2				Track 3			Track 4			Total Backlog
	12 to 18 months	18 to 24 months	24 to 36 months	over 36 months	Total Track 1	18 to 24 months	24 to 36 months	over 36 months	Total Track 2	24 to 36 months	over 36 months	Total Track 3	24 to 36 months	over 36 months	Total Track 4	
Act on Neg Inst	4	1	0	0	5	0	0	0	0	0	0	0	0	0	0	5
Asbestos	0	0	0	0	0	0	0	0	0	0	0	0	0	0	0	0
Assault & Bat	0	0	0	0	0	0	0	0	0	5	2	7	0	0	0	7
Auto - Pers Inj	0	0	0	0	0	585	537	104	1,226	0	0	0	0	0	0	1,226
Auto - Property	0	0	0	0	0	5	1	1	7	0	0	0	0	0	0	7
Book Account	28	12	12	0	52	0	0	0	0	0	0	0	0	0	0	52
Civil Rights	0	0	0	0	0	0	0	0	0	3	2	5	0	0	0	5
Complex Comm	0	0	0	0	0	0	0	0	0	0	0	0	13	15	28	28
Condemnation	0	0	0	0	0	0	0	0	0	0	0	0	0	0	0	0
Construction	0	0	0	0	0	11	13	3	27	0	0	0	0	0	0	27
Contract/Comm	0	0	0	0	0	80	101	39	220	0	0	0	0	0	0	220
Employment	0	0	0	0	0	5	4	0	9	0	0	0	0	0	0	9
Lieu of P. Writ	0	0	0	0	0	0	0	0	0	0	0	0	6	3	9	9
Medical Malprac	0	0	0	0	0	0	0	0	0	65	63	128	0	0	0	128
Name Change	0	0	0	0	0	0	0	0	0	0	0	0	0	0	0	0
Other Insurance	8	3	2	0	13	0	0	0	0	0	0	0	0	0	0	13
Other MCL	0	0	0	0	0	0	0	0	0	0	0	0	218	3,603	3,821	3,821
Other Track 1	17	6	5	1	29	0	0	0	0	0	0	0	0	0	0	29
Other Track 3	0	0	0	0	0	0	0	0	0	32	16	48	0	0	0	48
Other Track 4	0	0	0	0	0	0	0	0	0	0	0	0	15	23	38	38
Personal Injury	0	0	0	0	0	200	236	65	501	0	0	0	0	0	0	501
Prod Liability	0	0	0	0	0	0	0	0	0	9	9	18	0	0	0	18
Prof Malpractic	0	0	0	0	0	0	0	0	0	23	20	43	0	0	0	43
PIP Coverage	1	2	0	0	3	0	0	0	0	0	0	0	0	0	0	3
Real Property	2	3	4	2	11	0	0	0	0	0	0	0	0	0	0	11
Tort Other	0	0	0	0	0	27	24	8	59	0	0	0	0	0	0	59
Toxic Tort	0	0	0	0	0	0	0	0	0	2	0	2	0	0	0	2
UM/UIM Bod Inj	0	0	0	0	0	16	11	6	33	0	0	0	0	0	0	33
Total	60	27	23	3	113	929	927	226	2,082	139	112	251	252	3,644	3,896	6,342

NOTE: Some Multicounty Litigation (MCL) cases were transferred in November 2014: Atlantic to Bergen = 8,935; Atlantic to Middlesex = 4,070.

**CIVIL RESOLUTION SUMMARY BY CASETYPE
JULY 2021 - MARCH 2022
BERGEN**

	Trial			Summary					Total	Percent resolved by						Monthly Resolutions
	Jury	Nonjury	Total	Judgment	Settlement	Default Judgment	Dismiss	Other		Trial	Sum Jud	Settle	Default J	Dismiss	Other	
Act on Neg Inst	0	1	1	1	5	3	7	0	17	6%	6%	29%	18%	41%	0%	
Asbestos	0	0	0	0	0	0	0	0	0	0%	0%	0%	0%	0%	0%	
Assault & Bat	0	0	0	0	8	0	62	1	71	0%	0%	11%	0%	87%	1%	
Auto - Pers Inj	11	0	11	10	1,551	5	343	57	1,977	1%	1%	78%	0%	17%	3%	
Auto - Property	0	0	0	1	35	15	15	1	67	0%	1%	52%	22%	22%	1%	
Book Account	1	3	4	28	335	353	284	2	1,006	0%	3%	33%	35%	28%	0%	
Civil Rights	0	0	0	0	1	0	4	10	15	0%	0%	7%	0%	27%	67%	
Complex Commer	0	0	0	2	14	1	9	3	29	0%	7%	48%	3%	31%	10%	
Condemnation	0	0	0	0	1	0	4	0	5	0%	0%	20%	0%	80%	0%	
Construction	0	0	0	2	18	6	7	0	33	0%	6%	55%	18%	21%	0%	
Contract/Commer	0	2	2	27	403	151	294	24	901	0%	3%	45%	17%	33%	3%	
Employment	0	0	0	0	14	0	7	3	24	0%	0%	58%	0%	29%	13%	
Lieu of P. Writ	0	6	6	3	9	0	16	2	36	17%	8%	25%	0%	44%	6%	
Medical Malprac	0	0	0	2	35	0	27	3	67	0%	3%	52%	0%	40%	4%	
Name Change	0	0	0	0	0	0	13	206	219	0%	0%	0%	0%	6%	94%	
Other Insurance	0	0	0	2	16	2	15	2	37	0%	5%	43%	5%	41%	5%	
Other MCL	0	0	0	0	28	0	1,160	1	1,189	0%	0%	2%	0%	98%	0%	
Other Track 1	0	0	0	4	117	32	158	6	317	0%	1%	37%	10%	50%	2%	
Other Track 3	0	0	0	3	77	2	22	8	112	0%	3%	69%	2%	20%	7%	
Other Track 4	0	0	0	0	15	1	2	0	18	0%	0%	83%	6%	11%	0%	
Personal Injury	2	0	2	30	478	2	206	42	760	0%	4%	63%	0%	27%	6%	
Prod Liability	0	0	0	1	47	0	7	2	57	0%	2%	82%	0%	12%	4%	
Prof Malpractic	0	0	0	0	26	0	12	3	41	0%	0%	63%	0%	29%	7%	
PIP Coverage	0	0	0	0	11	0	6	1	18	0%	0%	61%	0%	33%	6%	
Real Property	0	0	0	1	6	4	14	1	26	0%	4%	23%	15%	54%	4%	
Tort Other	0	1	1	8	72	12	64	11	168	1%	5%	43%	7%	38%	7%	
Toxic Tort	0	0	0	0	1	0	0	0	1	0%	0%	100%	0%	0%	0%	
UM/UIM Bod Inj	0	0	0	1	91	0	11	0	103	0%	1%	88%	0%	11%	0%	
Total	14	13	27	126	3,414	589	2,769	389	7,314	0%	2%	47%	8%	38%	5%	

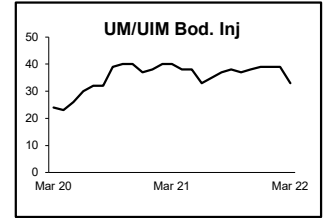
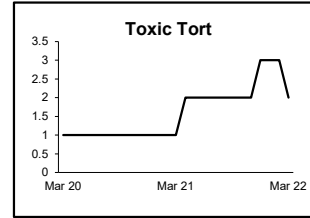
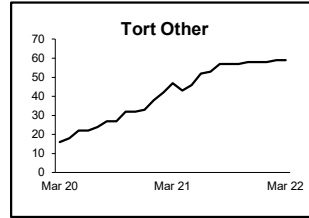
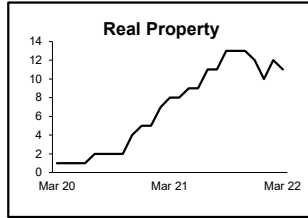
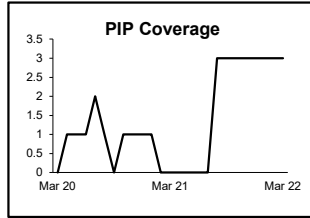
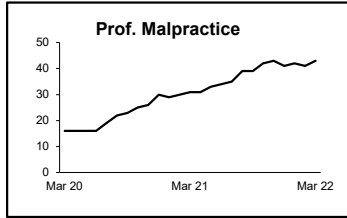
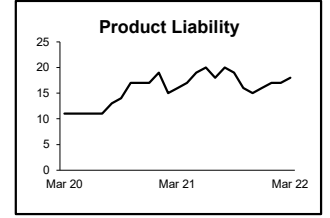
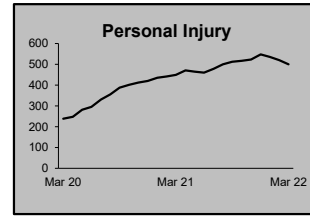
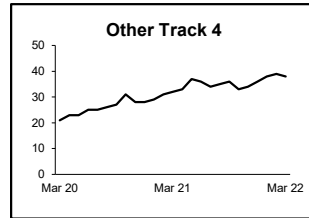
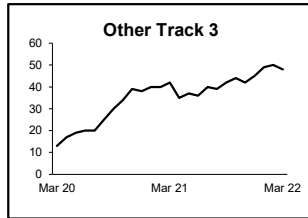
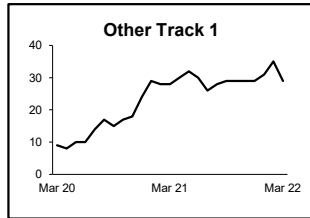
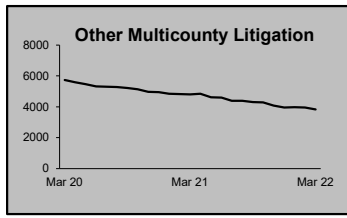
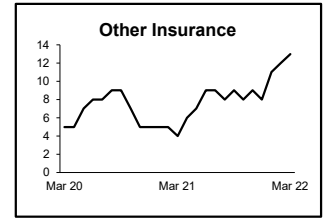
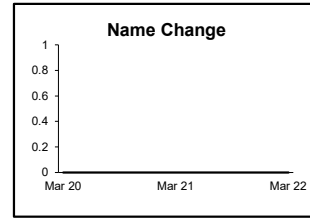
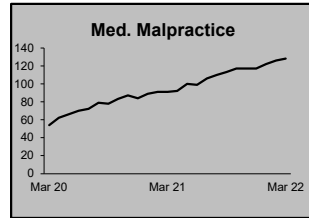
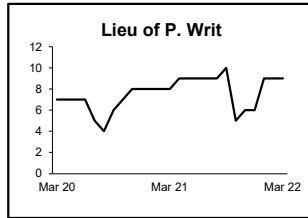
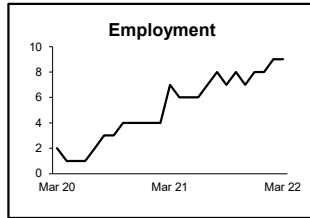
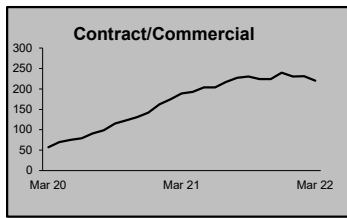
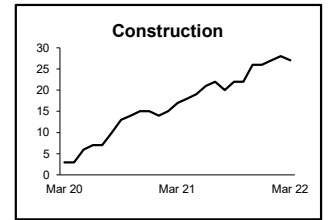
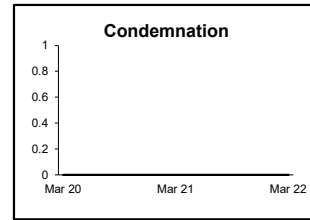
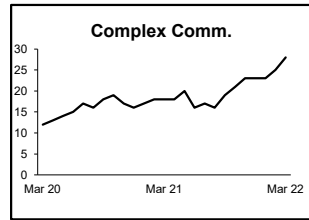
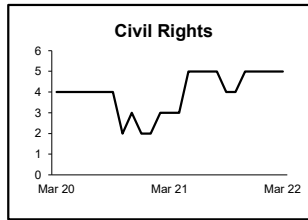
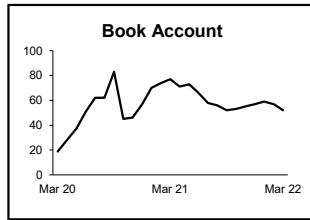
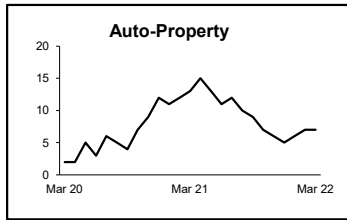
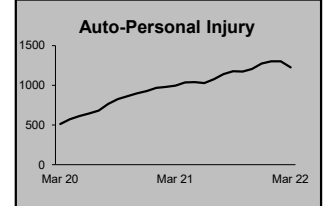
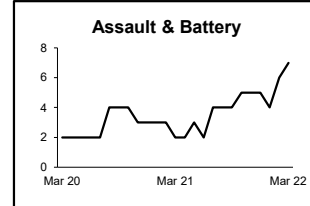
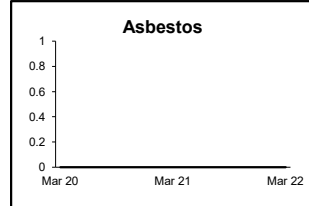
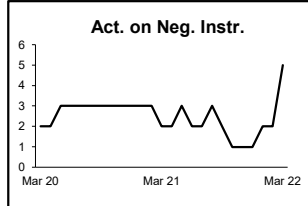
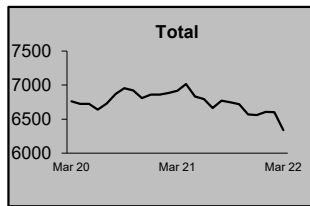
Monthly Resolutions



NOTE: Some Multicounty Litigation (MCL) cases were transferred in November 2014: Atlantic to Bergen = 8,935; Atlantic to Middlesex = 4,070.

**CIVIL BACKLOG BY CASETYPE
MARCH 2022
BERGEN**

	Total	Backlog	% chg
Mar 20		6,761	
Mar 21		6,915	2%
Mar 22		6,342	-8%



1) Casetypes with the state's largest backlogs are highlighted.

2) Some Multicounty Litigation (MCL) cases were transferred in November 2014: Atlantic to Bergen = 8,935; Atlantic to Middlesex = 4,070.

CIVIL CASELOAD SUMMARY BY CASETYPE
JULY 2021 - MARCH 2022
BURLINGTON

	Filings			Resolutions			Clearance		Backlog			Backlog Percent		Backlog Per 100 Monthly Filings		Active Pending		
	Jul 2020 to Mar 2021	Jul 2021 to Mar 2022	percent change	Jul 2020 to Mar 2021	Jul 2021 to Mar 2022	percent change	Jul 2021 - Mar 2022		Mar 2021	Mar 2022	percent change	Mar 2021	Mar 2022	Mar 2021	Mar 2022	Mar 2021	Mar 2022	percent change
							number	percent										
Act on Neg Inst	25	2	-92%	23	8	-65%	6	400%	2	0	-100%	13%	0%	80	0	16	1	-94%
Asbestos	0	0	0%	0	0	0%	0	100%	0	0	0%	0%	0%	0	0	0	0	0%
Assault & Bat	5	22	340%	5	12	140%	-10	55%	4	7	75%	29%	28%	686	336	14	25	79%
Auto - Pers Inj	476	472	-1%	469	514	10%	42	109%	199	200	1%	22%	24%	361	367	903	846	-6%
Auto - Property	26	20	-23%	22	25	14%	5	125%	3	2	-33%	12%	9%	113	77	26	22	-15%
Book Account	412	348	-16%	404	430	6%	82	124%	9	2	-78%	3%	1%	22	5	278	200	-28%
Civil Rights	23	17	-26%	20	12	-40%	-5	71%	0	2		0%	14%	0	120	12	14	17%
Complex Comm	4	1	-75%	5	5	0%	4	500%	9	6	-33%	56%	60%	2,700	3,600	16	10	-38%
Condemnation	1	2	100%	1	2	100%	0	100%	0	2		0%	50%	0	1,200	4	4	0%
Construction	15	26	73%	13	16	23%	-10	62%	2	2	0%	10%	6%	141	71	20	31	55%
Contract/Comm	349	325	-7%	389	358	-8%	33	110%	57	52	-9%	15%	15%	152	146	384	345	-10%
Employment	5	4	-20%	8	3	-63%	-1	75%	1	1	0%	14%	17%	171	240	7	6	-14%
Lieu of P. Writ	18	17	-6%	18	9	-50%	-8	53%	0	0	0%	0%	0%	0	0	10	17	70%
Medical Malprac	47	38	-19%	24	33	38%	-5	87%	30	34	13%	26%	28%	545	850	116	120	3%
Name Change	72	121	68%	63	115	83%	-6	95%	0	0	0%	0%	0%	0	0	22	21	-5%
Other Insurance	17	7	-59%	7	8	14%	1	114%	0	0	0%	0%	0%	0	0	13	8	-38%
Other MCL	0	0	0%	0	0	0%	0	100%	0	0	0%	0%	0%	0	0	0	0	0%
Other Track 1	121	143	18%	98	132	35%	-11	92%	5	0	-100%	7%	0%	42	0	72	71	-1%
Other Track 3	94	85	-10%	94	78	-17%	-7	92%	16	28	75%	12%	18%	160	292	139	152	9%
Other Track 4	6	14	133%	3	14	367%	0	100%	7	4	-43%	35%	14%	840	209	20	28	40%
Personal Injury	221	244	10%	180	213	18%	-31	87%	72	73	1%	19%	19%	307	284	375	394	5%
Prod Liability	5	4	-20%	7	4	-43%	0	100%	6	5	-17%	33%	38%	1,440	1,000	18	13	-28%
Prof Malpractic	12	16	33%	21	15	-29%	-1	94%	9	13	44%	31%	42%	675	780	29	31	7%
PIP Coverage	5	7	40%	5	3	-40%	-4	43%	0	0	0%	0%	0%	0	0	3	6	100%
Real Property	13	15	15%	6	13	117%	-2	87%	0	0	0%	0%	0%	0	0	8	8	0%
Tort Other	63	56	-11%	56	48	-14%	-8	86%	13	18	38%	17%	22%	205	288	78	83	6%
Toxic Tort	1	0	-100%	0	0	0%	0	100%	0	0	0%	0%	0%	0	0	1	1	0%
UM/UIM Bod Inj	33	30	-9%	34	45	32%	15	150%	16	15	-6%	24%	29%	409	400	66	52	-21%
Total	2,069	2,036	-2%	1,975	2,115	7%	79	104%	460	466	1%	17%	19%	209	201	2,650	2,509	-5%

NOTE: Some Multicounty Litigation (MCL) cases were transferred in November 2014: Atlantic to Bergen = 8,935; Atlantic to Middlesex = 4,070.

CIVIL BACKLOG SUMMARY BY CASETYPE

March 2022

BURLINGTON

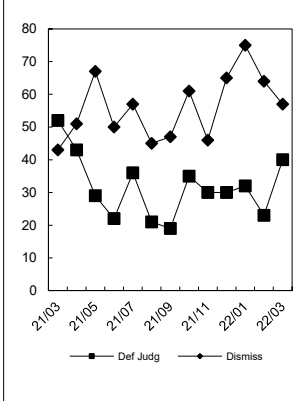
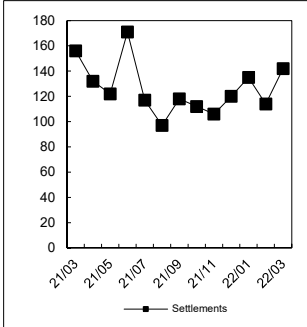
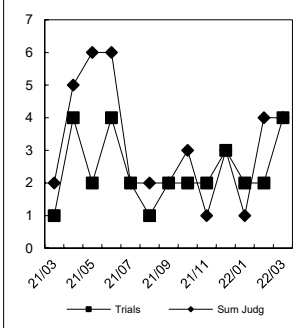
	Cases in Backlog															
	Track 1					Track 2				Track 3			Track 4			Total Backlog
	12 to 18 months	18 to 24 months	24 to 36 months	over 36 months	Total Track 1	18 to 24 months	24 to 36 months	over 36 months	Total Track 2	24 to 36 months	over 36 months	Total Track 3	24 to 36 months	over 36 months	Total Track 4	
Act on Neg Inst	0	0	0	0	0	0	0	0	0	0	0	0	0	0	0	0
Asbestos	0	0	0	0	0	0	0	0	0	0	0	0	0	0	0	0
Assault & Bat	0	0	0	0	0	0	0	0	0	4	3	7	0	0	0	0
Auto - Pers Inj	0	0	0	0	0	103	78	19	200	0	0	0	0	0	0	200
Auto - Property	0	0	0	0	0	1	1	0	2	0	0	0	0	0	0	2
Book Account	2	0	0	0	2	0	0	0	0	0	0	0	0	0	0	2
Civil Rights	0	0	0	0	0	0	0	0	0	2	0	2	0	0	0	2
Complex Comm	0	0	0	0	0	0	0	0	0	0	0	0	3	3	6	6
Condemnation	0	0	0	0	0	0	0	0	0	2	0	2	0	0	0	2
Construction	0	0	0	0	0	0	2	0	2	0	0	0	0	0	0	2
Contract/Comm	0	0	0	0	0	26	21	5	52	0	0	0	0	0	0	52
Employment	0	0	0	0	0	0	1	0	1	0	0	0	0	0	0	1
Lieu of P. Writ	0	0	0	0	0	0	0	0	0	0	0	0	0	0	0	0
Medical Malprac	0	0	0	0	0	0	0	0	0	19	15	34	0	0	0	34
Name Change	0	0	0	0	0	0	0	0	0	0	0	0	0	0	0	0
Other Insurance	0	0	0	0	0	0	0	0	0	0	0	0	0	0	0	0
Other MCL	0	0	0	0	0	0	0	0	0	0	0	0	0	0	0	0
Other Track 1	0	0	0	0	0	0	0	0	0	0	0	0	0	0	0	0
Other Track 3	0	0	0	0	0	0	0	0	0	19	9	28	0	0	0	28
Other Track 4	0	0	0	0	0	0	0	0	0	0	0	0	2	2	4	4
Personal Injury	0	0	0	0	0	31	32	10	73	0	0	0	0	0	0	73
Prod Liability	0	0	0	0	0	0	0	0	0	2	3	5	0	0	0	5
Prof Malpractic	0	0	0	0	0	0	0	0	0	7	6	13	0	0	0	13
PIP Coverage	0	0	0	0	0	0	0	0	0	0	0	0	0	0	0	0
Real Property	0	0	0	0	0	0	0	0	0	0	0	0	0	0	0	0
Tort Other	0	0	0	0	0	12	5	0	17	1	0	1	0	0	0	18
Toxic Tort	0	0	0	0	0	0	0	0	0	0	0	0	0	0	0	0
UM/UIM Bod Inj	0	0	0	0	0	7	5	3	15	0	0	0	0	0	0	15
Total	2	0	0	0	2	180	145	37	362	56	36	92	5	5	10	466

NOTE: Some Multicounty Litigation (MCL) cases were transferred in November 2014: Atlantic to Bergen = 8,935; Atlantic to Middlesex = 4,070.

**CIVIL RESOLUTION SUMMARY BY CASETYPE
JULY 2021 - MARCH 2022
BURLINGTON**

	Trial			Summary					Total	Percent resolved by					
	Jury	Nonjury	Total	Judgment	Settlement	Default Judgment	Dismiss	Other		Trial	Sum Jud	Settle	Default J	Dismiss	Other
Act on Neg Inst	0	0	0	1	5	1	1	0	8	0%	13%	63%	13%	13%	0%
Asbestos	0	0	0	0	0	0	0	0	0	0%	0%	0%	0%	0%	0%
Assault & Bat	0	1	1	0	1	0	9	1	12	8%	0%	8%	0%	75%	8%
Auto - Pers Inj	11	0	11	2	386	2	96	17	514	2%	0%	75%	0%	19%	3%
Auto - Property	0	0	0	0	10	10	4	1	25	0%	0%	40%	40%	16%	4%
Book Account	0	0	0	10	114	173	131	2	430	0%	2%	27%	40%	30%	0%
Civil Rights	0	0	0	0	3	0	5	4	12	0%	0%	25%	0%	42%	33%
Complex Commer	1	0	1	0	4	0	0	0	5	20%	0%	80%	0%	0%	0%
Condemnation	0	0	0	0	0	0	1	1	2	0%	0%	0%	0%	50%	50%
Construction	0	0	0	0	6	3	6	1	16	0%	0%	38%	19%	38%	6%
Contract/Commer	0	1	1	6	163	63	112	13	358	0%	2%	46%	18%	31%	4%
Employment	0	0	0	0	2	0	0	1	3	0%	0%	67%	0%	0%	33%
Lieu of P. Writ	0	0	0	0	6	0	3	0	9	0%	0%	67%	0%	33%	0%
Medical Malprac	1	0	1	0	20	0	12	0	33	3%	0%	61%	0%	36%	0%
Name Change	0	0	0	0	0	0	3	112	115	0%	0%	0%	0%	3%	97%
Other Insurance	0	0	0	0	4	0	3	1	8	0%	0%	50%	0%	38%	13%
Other MCL	0	0	0	0	0	0	0	0	0	0%	0%	0%	0%	0%	0%
Other Track 1	0	0	0	0	58	7	31	36	132	0%	0%	44%	5%	23%	27%
Other Track 3	0	0	0	1	55	0	11	11	78	0%	1%	71%	0%	14%	14%
Other Track 4	0	0	0	1	5	5	3	0	14	0%	7%	36%	36%	21%	0%
Personal Injury	4	0	4	0	136	0	58	15	213	2%	0%	64%	0%	27%	7%
Prod Liability	0	0	0	0	2	0	1	1	4	0%	0%	50%	0%	25%	25%
Prof Malpractic	0	0	0	0	7	0	4	4	15	0%	0%	47%	0%	27%	27%
PIP Coverage	0	0	0	0	3	0	0	0	3	0%	0%	100%	0%	0%	0%
Real Property	0	0	0	0	4	1	4	4	13	0%	0%	31%	8%	31%	31%
Tort Other	0	0	0	1	30	1	12	4	48	0%	2%	63%	2%	25%	8%
Toxic Tort	0	0	0	0	0	0	0	0	0	0%	0%	0%	0%	0%	0%
UM/UIM Bod Inj	1	0	1	0	37	0	7	0	45	2%	0%	82%	0%	16%	0%
Total	18	2	20	22	1,061	266	517	229	2,115	1%	1%	50%	13%	24%	11%

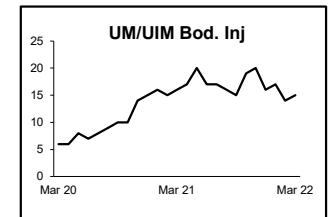
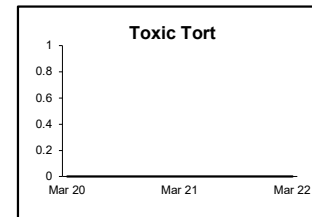
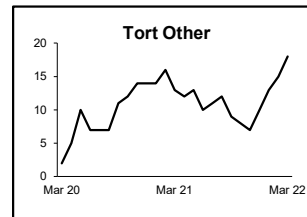
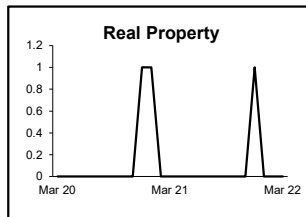
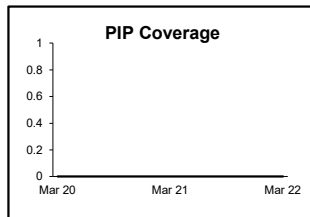
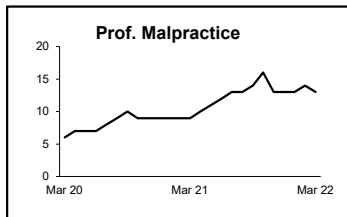
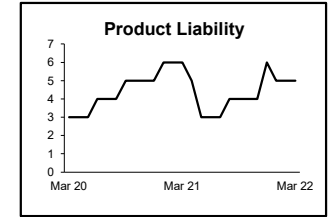
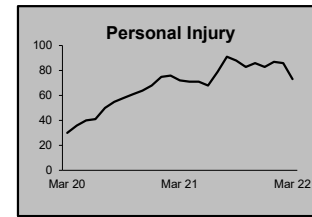
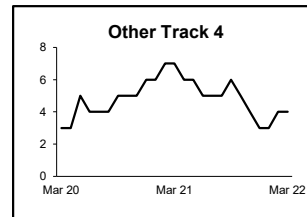
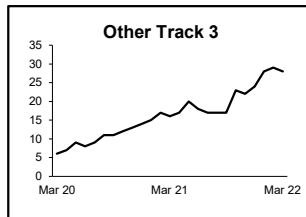
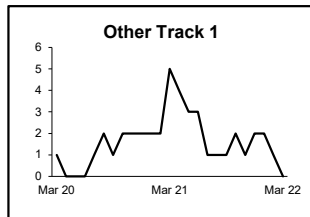
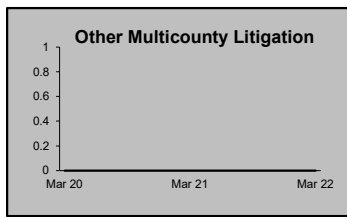
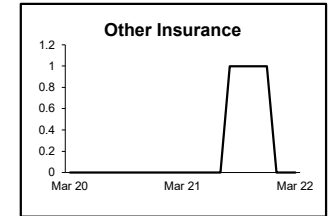

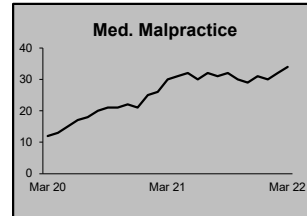
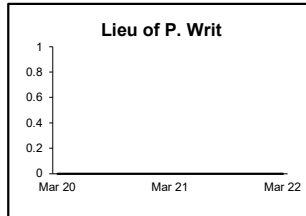
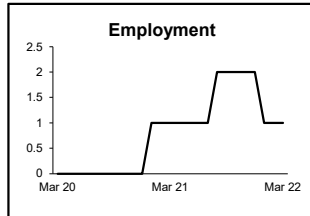
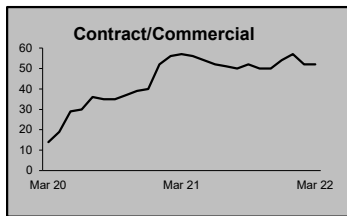
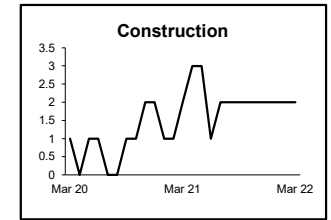
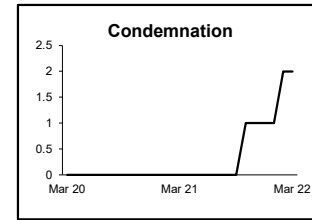
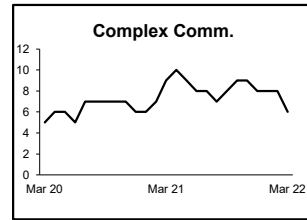
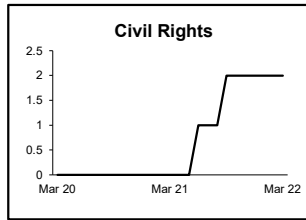
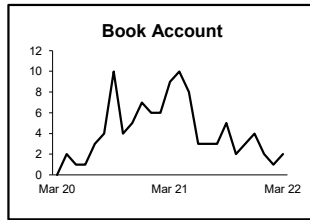
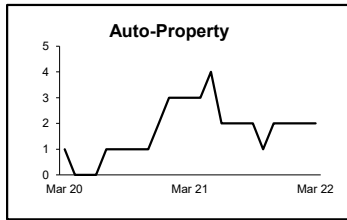
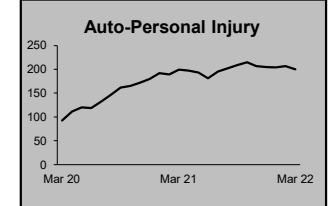
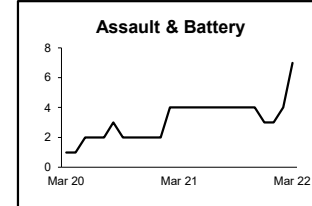
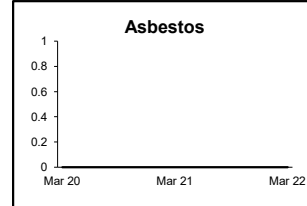
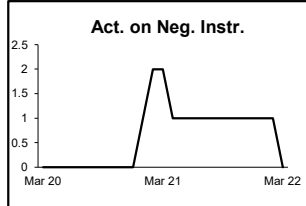
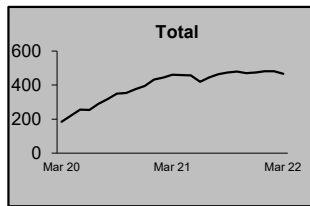
Monthly Resolutions



NOTE: Some Multicounty Litigation (MCL) cases were transferred in November 2014: Atlantic to Bergen = 8,935; Atlantic to Middlesex = 4,070.

**CIVIL BACKLOG BY CASETYPE
MARCH 2022
BURLINGTON**

	Total	Backlog	% chg
Mar 20		184	
Mar 21		460	150%
Mar 22		466	1%



1) Casetypes with the state's largest backlogs are highlighted.

2) Some Multicounty Litigation (MCL) cases were transferred in November 2014: Atlantic to Bergen = 8,935; Atlantic to Middlesex = 4,070.

CIVIL CASELOAD SUMMARY BY CASETYPE
JULY 2021 - MARCH 2022
CAMDEN

	Filings			Resolutions			Clearance		Backlog			Backlog Percent		Backlog Per 100 Monthly Filings		Active Pending		
	Jul 2020 to Mar 2021	Jul 2021 to Mar 2022	percent change	Jul 2020 to Mar 2021	Jul 2021 to Mar 2022	percent change	Jul 2021 - Mar 2022		Mar 2021	Mar 2022	percent change	Mar 2021	Mar 2022	Mar 2021	Mar 2022	Mar 2021	Mar 2022	percent change
							number	percent										
Act on Neg Inst	5	2	-60%	7	3	-57%	1	150%	0	0	0%	0%	0%	0	0	3	1	-67%
Asbestos	0	0	0%	0	0	0%	0	100%	0	0	0%	0%	0%	0	0	0	0	0%
Assault & Bat	22	42	91%	5	9	80%	-33	21%	2	8	300%	7%	12%	104	204	30	69	130%
Auto - Pers Inj	1,080	987	-9%	1,157	1,140	-1%	153	116%	397	342	-14%	22%	21%	326	304	1,808	1,645	-9%
Auto - Property	50	52	4%	36	61	69%	9	117%	4	2	-50%	7%	4%	80	36	60	53	-12%
Book Account	330	269	-18%	323	350	8%	81	130%	14	13	-7%	6%	9%	45	40	233	146	-37%
Civil Rights	24	67	179%	12	24	100%	-43	36%	3	3	0%	11%	4%	129	48	27	74	174%
Complex Comm	8	7	-13%	12	10	-17%	3	143%	7	5	-29%	41%	28%	764	400	17	18	6%
Condemnation	23	6	-74%	66	9	-86%	3	150%	1	2	100%	8%	25%	24	400	12	8	-33%
Construction	5	9	80%	10	7	-30%	-2	78%	6	7	17%	55%	50%	1,029	700	11	14	27%
Contract/Comm	346	331	-4%	394	302	-23%	-29	91%	42	51	21%	13%	14%	113	138	331	357	8%
Employment	12	11	-8%	10	9	-10%	-2	82%	3	3	0%	20%	19%	225	257	15	16	7%
Lieu of P. Writ	15	8	-47%	10	13	30%	5	163%	2	3	50%	13%	30%	150	360	16	10	-38%
Medical Malprac	86	67	-22%	58	61	5%	-6	91%	95	103	8%	39%	39%	1,036	1,373	241	261	8%
Name Change	103	120	17%	98	121	23%	1	101%	0	0	0%	0%	0%	0	0	16	27	69%
Other Insurance	28	21	-25%	41	16	-61%	-5	76%	5	8	60%	19%	31%	143	369	26	26	0%
Other MCL	0	1		0	1		0	100%	0	0	0%	0%	0%	0	0	0	0	0%
Other Track 1	244	212	-13%	233	211	-9%	-1	100%	20	33	65%	11%	21%	77	138	174	155	-11%
Other Track 3	112	86	-23%	117	126	8%	40	147%	23	33	43%	12%	19%	167	307	198	175	-12%
Other Track 4	11	6	-45%	11	4	-64%	-2	67%	8	13	63%	33%	52%	640	1,560	24	25	4%
Personal Injury	440	522	19%	474	500	5%	-22	96%	189	194	3%	23%	22%	384	343	839	868	3%
Prod Liability	12	19	58%	12	21	75%	2	111%	5	4	-20%	18%	15%	333	218	28	27	-4%
Prof Malpractic	32	25	-22%	36	41	14%	16	164%	16	20	25%	18%	27%	427	706	88	73	-17%
PIP Coverage	16	15	-6%	9	17	89%	2	113%	4	2	-50%	27%	22%	253	141	15	9	-40%
Real Property	18	16	-11%	14	13	-7%	-3	81%	3	3	0%	20%	19%	157	171	15	16	7%
Tort Other	73	91	25%	77	73	-5%	-18	80%	16	29	81%	17%	23%	200	272	95	126	33%
Toxic Tort	0	1		0	0	0%	-1	0%	2	2	0%	100%	67%	2,400		2	3	50%
UM/UIM Bod Inj	105	98	-7%	120	125	4%	27	128%	44	30	-32%	24%	21%	343	293	186	145	-22%
Total	3,200	3,091	-3%	3,342	3,267	-2%	176	106%	911	913	0%	20%	21%	261	263	4,510	4,347	-4%

NOTE: Some Multicounty Litigation (MCL) cases were transferred in November 2014: Atlantic to Bergen = 8,935; Atlantic to Middlesex = 4,070.

CIVIL BACKLOG SUMMARY BY CASETYPE

March 2022

CAMDEN

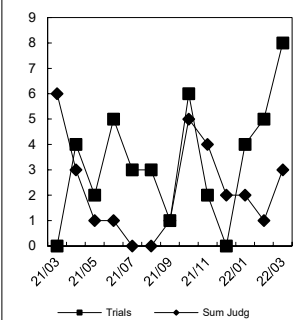
	Cases in Backlog															
	Track 1					Track 2				Track 3			Track 4			Total Backlog
	12 to 18 months	18 to 24 months	24 to 36 months	over 36 months	Total Track 1	18 to 24 months	24 to 36 months	over 36 months	Total Track 2	24 to 36 months	over 36 months	Total Track 3	24 to 36 months	over 36 months	Total Track 4	
Act on Neg Inst	0	0	0	0	0	0	0	0	0	0	0	0	0	0	0	0
Asbestos	0	0	0	0	0	0	0	0	0	0	0	0	0	0	0	0
Assault & Bat	0	0	0	0	0	0	0	0	0	8	0	8	0	0	0	8
Auto - Pers Inj	0	0	0	0	0	159	133	50	342	0	0	0	0	0	0	342
Auto - Property	0	0	0	0	0	1	1	0	2	0	0	0	0	0	0	2
Book Account	9	4	0	0	13	0	0	0	0	0	0	0	0	0	0	13
Civil Rights	0	0	0	0	0	0	0	0	0	1	2	3	0	0	0	3
Complex Comm	0	0	0	0	0	0	0	0	0	0	0	0	1	4	5	5
Condemnation	0	0	0	0	0	0	0	0	0	1	1	2	0	0	0	2
Construction	0	0	0	0	0	1	4	1	6	0	0	0	1	0	1	7
Contract/Comm	0	0	0	0	0	23	17	11	51	0	0	0	0	0	0	51
Employment	0	0	0	0	0	2	1	0	3	0	0	0	0	0	0	3
Lieu of P. Writ	0	0	0	0	0	0	0	0	0	0	0	0	1	2	3	3
Medical Malprac	0	0	0	0	0	0	0	0	0	35	68	103	0	0	0	103
Name Change	0	0	0	0	0	0	0	0	0	0	0	0	0	0	0	0
Other Insurance	3	2	3	0	8	0	0	0	0	0	0	0	0	0	0	8
Other MCL	0	0	0	0	0	0	0	0	0	0	0	0	0	0	0	0
Other Track 1	7	14	4	3	28	0	0	0	0	4	0	4	0	1	1	33
Other Track 3	0	0	0	0	0	0	0	0	0	20	13	33	0	0	0	33
Other Track 4	0	0	0	0	0	0	0	0	0	0	0	0	6	7	13	13
Personal Injury	0	0	0	0	0	86	77	29	192	2	0	2	0	0	0	194
Prod Liability	0	0	0	0	0	0	0	0	0	2	2	4	0	0	0	4
Prof Malpractic	0	0	0	0	0	0	0	0	0	12	8	20	0	0	0	20
PIP Coverage	2	0	0	0	2	0	0	0	0	0	0	0	0	0	0	2
Real Property	3	0	0	0	3	0	0	0	0	0	0	0	0	0	0	3
Tort Other	0	0	0	0	0	17	7	5	29	0	0	0	0	0	0	29
Toxic Tort	0	0	0	0	0	0	0	0	0	0	2	2	0	0	0	2
UM/UIM Bod Inj	0	0	0	0	0	18	4	8	30	0	0	0	0	0	0	30
Total	24	20	7	3	54	307	244	104	655	85	96	181	9	14	23	913

NOTE: Some Multicounty Litigation (MCL) cases were transferred in November 2014: Atlantic to Bergen = 8,935; Atlantic to Middlesex = 4,070.

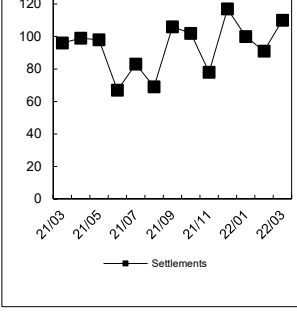
**CIVIL RESOLUTION SUMMARY BY CASETYPE
JULY 2021 - MARCH 2022
CAMDEN**

	Trial			Summary					Total	Percent resolved by						Monthly Resolutions
	Jury	Nonjury	Total	Judgment	Settlement	Default Judgment	Dismiss	Other		Trial	Sum Jud	Settle	Default J	Dismiss	Other	
Act on Neg Inst	0	0	0	0	0	2	1	0	3	0%	0%	0%	67%	33%	0%	
Asbestos	0	0	0	0	0	0	0	0	0	0%	0%	0%	0%	0%	0%	
Assault & Bat	0	0	0	0	2	1	5	1	9	0%	0%	22%	11%	56%	11%	
Auto - Pers Inj	17	0	17	0	361	8	723	31	1,140	1%	0%	32%	1%	63%	3%	
Auto - Property	0	0	0	0	13	22	26	0	61	0%	0%	21%	36%	43%	0%	
Book Account	0	2	2	7	50	139	152	0	350	1%	2%	14%	40%	43%	0%	
Civil Rights	0	0	0	0	3	0	17	4	24	0%	0%	13%	0%	71%	17%	
Complex Commer	0	0	0	0	3	0	6	1	10	0%	0%	30%	0%	60%	10%	
Condemnation	0	0	0	0	2	0	1	6	9	0%	0%	22%	0%	11%	67%	
Construction	0	0	0	0	0	2	4	1	7	0%	0%	0%	29%	57%	14%	
Contract/Commer	2	1	3	6	56	69	155	13	302	1%	2%	19%	23%	51%	4%	
Employment	0	0	0	0	4	0	3	2	9	0%	0%	44%	0%	33%	22%	
Lieu of P. Writ	0	2	2	1	0	0	8	2	13	15%	8%	0%	0%	62%	15%	
Medical Malprac	0	0	0	0	17	0	38	6	61	0%	0%	28%	0%	62%	10%	
Name Change	0	0	0	0	0	0	7	114	121	0%	0%	0%	0%	6%	94%	
Other Insurance	0	0	0	0	5	1	6	4	16	0%	0%	31%	6%	38%	25%	
Other MCL	0	0	0	0	0	0	0	1	1	0%	0%	0%	0%	0%	100%	
Other Track 1	0	1	1	1	40	10	96	63	211	0%	0%	19%	5%	45%	30%	
Other Track 3	0	0	0	1	31	0	79	15	126	0%	1%	25%	0%	63%	12%	
Other Track 4	0	0	0	0	1	1	1	1	4	0%	0%	25%	25%	25%	25%	
Personal Injury	4	0	4	2	186	2	266	40	500	1%	0%	37%	0%	53%	8%	
Prod Liability	0	0	0	0	3	0	9	9	21	0%	0%	14%	0%	43%	43%	
Prof Malpractic	0	0	0	0	16	1	22	2	41	0%	0%	39%	2%	54%	5%	
PIP Coverage	0	0	0	0	1	0	16	0	17	0%	0%	6%	0%	94%	0%	
Real Property	0	0	0	0	4	1	7	1	13	0%	0%	31%	8%	54%	8%	
Tort Other	0	0	0	0	15	9	43	6	73	0%	0%	21%	12%	59%	8%	
Toxic Tort	0	0	0	0	0	0	0	0	0	0%	0%	0%	0%	0%	0%	
UM/UIM Bod Inj	3	0	3	0	43	1	76	2	125	2%	0%	34%	1%	61%	2%	
Total	26	6	32	18	856	269	1,767	325	3,267	1%	1%	26%	8%	54%	10%	

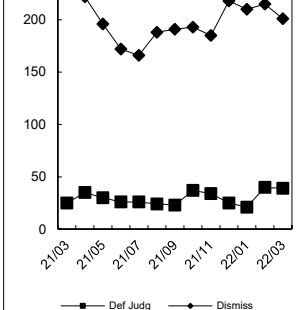
Monthly Resolutions



Settlements



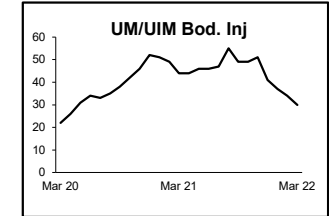
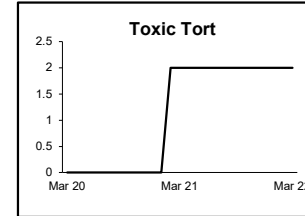
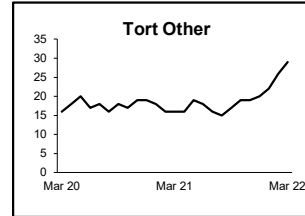
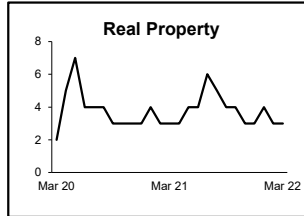
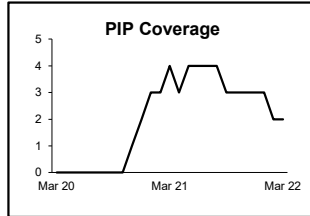
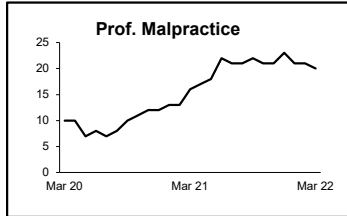
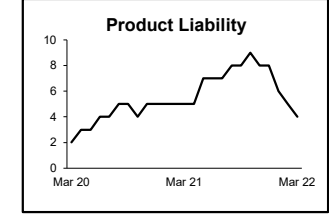
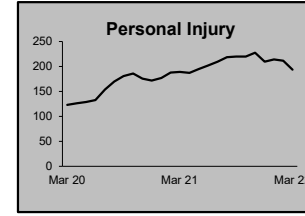
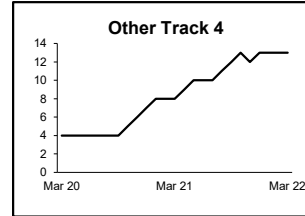
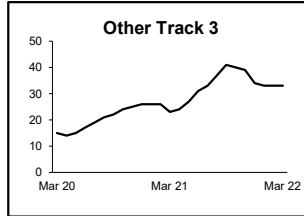
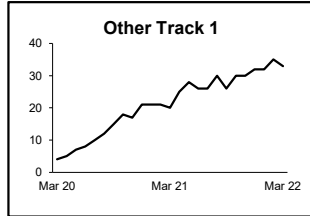
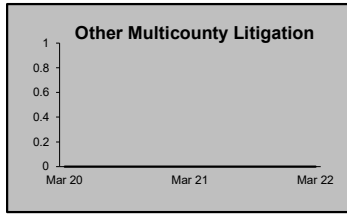
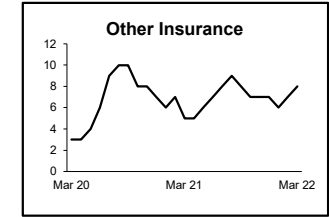
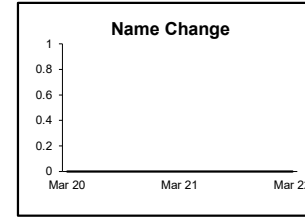
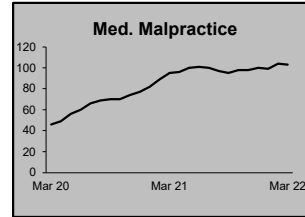
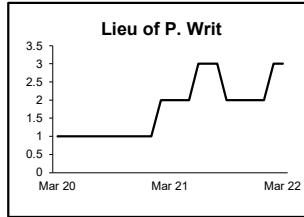
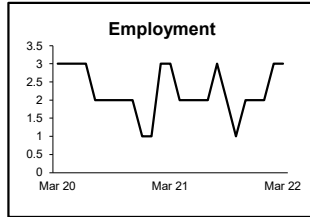
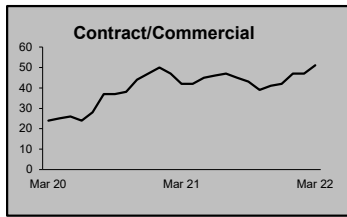
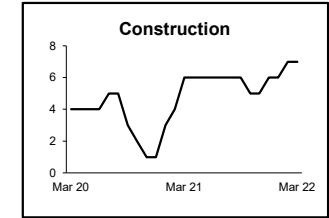
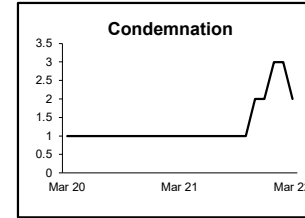
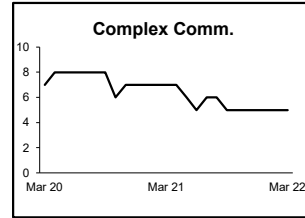
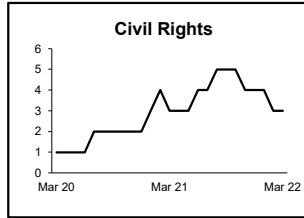
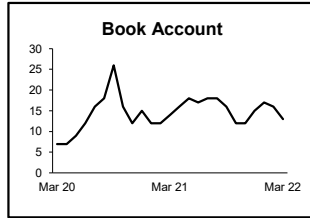
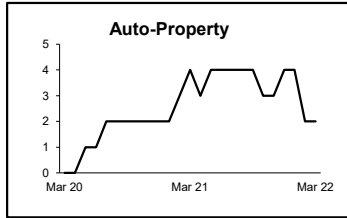
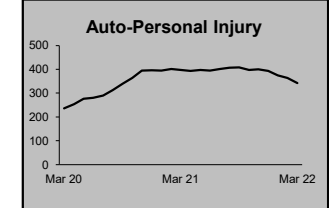
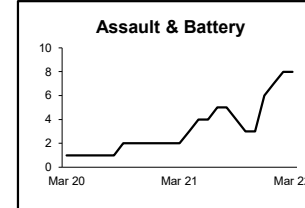
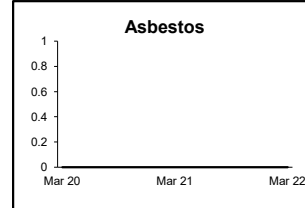
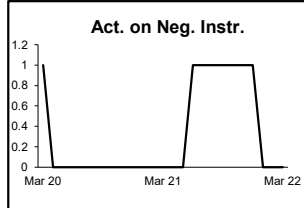
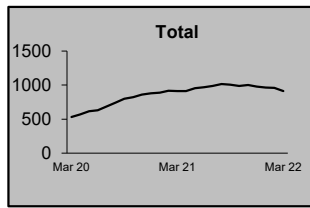
Def Judg and Dismiss



NOTE: Some Multicounty Litigation (MCL) cases were transferred in November 2014: Atlantic to Bergen = 8,935; Atlantic to Middlesex = 4,070.

**CIVIL BACKLOG BY CASETYPE
MARCH 2022
CAMDEN**

	Total	Backlog	% chg
Mar 20	534		
Mar 21	911	71%	
Mar 22	913	0%	



1) Casetypes with the state's largest backlogs are highlighted.

2) Some Multicounty Litigation (MCL) cases were transferred in November 2014: Atlantic to Bergen = 8,935; Atlantic to Middlesex = 4,070.

CIVIL CASELOAD SUMMARY BY CASETYPE
JULY 2021 - MARCH 2022
CAPE MAY

	Filings			Resolutions			Clearance		Backlog			Backlog Percent		Backlog Per 100 Monthly Filings		Active Pending		
	Jul 2020 to Mar 2021	Jul 2021 to Mar 2022	percent change	Jul 2020 to Mar 2021	Jul 2021 to Mar 2022	percent change	Jul 2021 - Mar 2022		Mar 2021	Mar 2022	percent change	Mar 2021	Mar 2022	Mar 2021	Mar 2022	Mar 2021	Mar 2022	percent change
							number	percent										
Act on Neg Inst	1	2	100%	1	0	-100%	-2	0%	0	1		0%	50%	0	600	1	2	100%
Asbestos	0	0	0%	0	0	0%	0	100%	0	0	0%	0%	0%	0	0	0	0	0%
Assault & Bat	3	10	233%	1	2	100%	-8	20%	0	5		0%	26%	0	545	10	19	90%
Auto - Pers Inj	49	51	4%	62	51	-18%	0	100%	17	14	-18%	26%	18%	300	227	66	79	20%
Auto - Property	3	4	33%	3	4	33%	0	100%	0	1		0%	33%	0	240	2	3	50%
Book Account	57	54	-5%	45	60	33%	6	111%	3	5	67%	8%	18%	56	83	36	28	-22%
Civil Rights	4	14	250%	7	4	-43%	-10	29%	2	3	50%	33%	20%	300	240	6	15	150%
Complex Comm	2	1	-50%	2	0	-100%	-1	0%	3	2	-33%	75%	50%	1,200	2,400	4	4	0%
Condemnation	0	0	0%	0	0	0%	0	100%	0	0	0%	0%	0%	0	0	2	2	0%
Construction	7	6	-14%	5	7	40%	1	117%	2	2	0%	20%	22%	343	267	10	9	-10%
Contract/Comm	54	62	15%	74	64	-14%	2	103%	13	4	-69%	25%	7%	226	52	51	56	10%
Employment	1	2	100%	1	1	0%	-1	50%	0	0	0%	0%	0%	0	0	1	1	0%
Lieu of P. Writ	11	3	-73%	12	8	-33%	5	267%	1	0	-100%	7%	0%	92	0	14	5	-64%
Medical Malprac	12	5	-58%	4	5	25%	0	100%	3	4	33%	15%	27%	257	960	20	15	-25%
Name Change	19	11	-42%	20	10	-50%	-1	91%	0	0	0%	0%	0%	0	0	3	5	67%
Other Insurance	4	6	50%	3	6	100%	0	100%	1	2	100%	25%	33%	240	300	4	6	50%
Other MCL	0	0	0%	0	0	0%	0	100%	0	0	0%	0%	0%	0	0	0	0	0%
Other Track 1	30	45	50%	32	38	19%	-7	84%	1	5	400%	4%	15%	28	100	26	34	31%
Other Track 3	29	23	-21%	21	28	33%	5	122%	8	9	13%	17%	20%	259	309	46	44	-4%
Other Track 4	1	0	-100%	1	3	200%	3	100%	1	0	-100%	25%	0%	400	0	4	3	-25%
Personal Injury	67	67	0%	46	80	74%	13	119%	29	23	-21%	22%	20%	387	294	129	115	-11%
Prod Liability	1	1	0%	1	5	400%	4	500%	3	1	-67%	50%	33%	1,800	1,200	6	3	-50%
Prof Malpractic	5	4	-20%	4	6	50%	2	150%	1	1	0%	13%	13%	240	240	8	8	0%
PIP Coverage	0	1		0	1		0	100%	0	0	0%	0%	0%	0	0	0	0	0%
Real Property	3	8	167%	2	10	400%	2	125%	1	1	0%	25%	20%	240	86	4	5	25%
Tort Other	17	15	-12%	14	20	43%	5	133%	9	10	11%	27%	34%	400	571	33	29	-12%
Toxic Tort	0	1		0	0	0%	-1	0%	0	0	0%	0%	0%	0	0	0	2	
UM/UIM Bod Inj	4	3	-25%	3	7	133%	4	233%	0	0	0%	0%	0%	0	0	6	3	-50%
Total	384	399	4%	364	420	15%	21	105%	98	93	-5%	20%	19%	233	200	492	495	1%

NOTE: Some Multicounty Litigation (MCL) cases were transferred in November 2014: Atlantic to Bergen = 8,935; Atlantic to Middlesex = 4,070.

CIVIL BACKLOG SUMMARY BY CASETYPE

March 2022

CAPE MAY

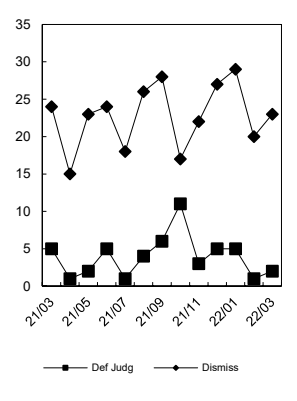
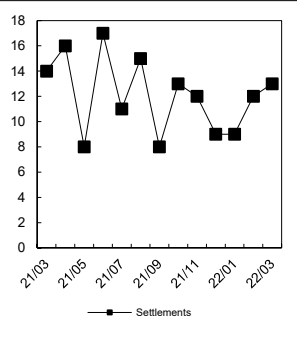
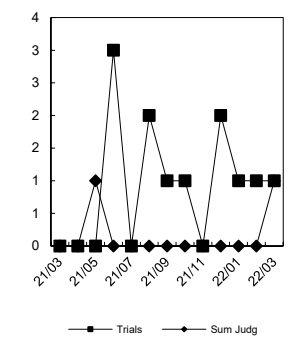
	Cases in Backlog															
	Track 1					Track 2				Track 3			Track 4			Total Backlog
	12 to 18 months	18 to 24 months	24 to 36 months	over 36 months	Total Track 1	18 to 24 months	24 to 36 months	over 36 months	Total Track 2	24 to 36 months	over 36 months	Total Track 3	24 to 36 months	over 36 months	Total Track 4	
Act on Neg Inst	0	1	0	0	1	0	0	0	0	0	0	0	0	0	0	1
Asbestos	0	0	0	0	0	0	0	0	0	0	0	0	0	0	0	0
Assault & Bat	0	0	0	0	0	0	0	0	0	5	0	5	0	0	0	5
Auto - Pers Inj	0	0	0	0	0	10	4	0	14	0	0	0	0	0	0	14
Auto - Property	0	0	0	0	0	1	0	0	1	0	0	0	0	0	0	1
Book Account	4	1	0	0	5	0	0	0	0	0	0	0	0	0	0	5
Civil Rights	0	0	0	0	0	0	0	0	0	2	1	3	0	0	0	3
Complex Comm	0	0	0	0	0	0	0	0	0	0	0	0	0	2	2	2
Condemnation	0	0	0	0	0	0	0	0	0	0	0	0	0	0	0	0
Construction	0	0	0	0	0	1	1	0	2	0	0	0	0	0	0	2
Contract/Comm	0	0	0	0	0	2	0	2	4	0	0	0	0	0	0	4
Employment	0	0	0	0	0	0	0	0	0	0	0	0	0	0	0	0
Lieu of P. Writ	0	0	0	0	0	0	0	0	0	0	0	0	0	0	0	0
Medical Malprac	0	0	0	0	0	0	0	0	0	4	0	4	0	0	0	4
Name Change	0	0	0	0	0	0	0	0	0	0	0	0	0	0	0	0
Other Insurance	1	1	0	0	2	0	0	0	0	0	0	0	0	0	0	2
Other MCL	0	0	0	0	0	0	0	0	0	0	0	0	0	0	0	0
Other Track 1	4	0	1	0	5	0	0	0	0	0	0	0	0	0	0	5
Other Track 3	0	0	0	0	0	0	0	0	0	5	4	9	0	0	0	9
Other Track 4	0	0	0	0	0	0	0	0	0	0	0	0	0	0	0	0
Personal Injury	0	0	0	0	0	15	8	0	23	0	0	0	0	0	0	23
Prod Liability	0	0	0	0	0	0	0	0	0	1	0	1	0	0	0	1
Prof Malpractic	0	0	0	0	0	0	0	0	0	1	0	1	0	0	0	1
PIP Coverage	0	0	0	0	0	0	0	0	0	0	0	0	0	0	0	0
Real Property	1	0	0	0	1	0	0	0	0	0	0	0	0	0	0	1
Tort Other	0	0	0	0	0	6	1	3	10	0	0	0	0	0	0	10
Toxic Tort	0	0	0	0	0	0	0	0	0	0	0	0	0	0	0	0
UM/UIM Bod Inj	0	0	0	0	0	0	0	0	0	0	0	0	0	0	0	0
Total	10	3	1	0	14	35	14	5	54	18	5	23	0	2	2	93

NOTE: Some Multicounty Litigation (MCL) cases were transferred in November 2014: Atlantic to Bergen = 8,935; Atlantic to Middlesex = 4,070.

**CIVIL RESOLUTION SUMMARY BY CASETYPE
JULY 2021 - MARCH 2022
CAPE MAY**

	Trial			Summary					Total	Percent resolved by					
	Jury	Nonjury	Total	Judgment	Settlement	Default Judgment	Dismiss	Other		Trial	Sum Jud	Settle	Default J	Dismiss	Other
Act on Neg Inst	0	0	0	0	0	0	0	0	0	0%	0%	0%	0%	0%	0%
Asbestos	0	0	0	0	0	0	0	0	0	0%	0%	0%	0%	0%	0%
Assault & Bat	0	0	0	0	1	0	0	1	2	0%	0%	50%	0%	0%	50%
Auto - Pers Inj	0	0	0	0	17	0	28	6	51	0%	0%	33%	0%	55%	12%
Auto - Property	0	0	0	0	0	2	2	0	4	0%	0%	0%	50%	50%	0%
Book Account	0	1	1	1	12	22	24	0	60	2%	2%	20%	37%	40%	0%
Civil Rights	0	0	0	0	0	0	2	2	4	0%	0%	0%	0%	50%	50%
Complex Commer	0	0	0	0	0	0	0	0	0	0%	0%	0%	0%	0%	0%
Condemnation	0	0	0	0	0	0	0	0	0	0%	0%	0%	0%	0%	0%
Construction	0	1	1	0	2	1	2	1	7	14%	0%	29%	14%	29%	14%
Contract/Commer	0	4	4	0	11	8	37	4	64	6%	0%	17%	13%	58%	6%
Employment	0	0	0	0	0	0	0	1	1	0%	0%	0%	0%	0%	100%
Lieu of P. Writ	0	0	0	0	1	0	4	3	8	0%	0%	13%	0%	50%	38%
Medical Malprac	1	0	1	0	2	0	2	0	5	20%	0%	40%	0%	40%	0%
Name Change	0	0	0	0	0	0	0	10	10	0%	0%	0%	0%	0%	100%
Other Insurance	0	0	0	0	2	0	1	3	6	0%	0%	33%	0%	17%	50%
Other MCL	0	0	0	0	0	0	0	0	0	0%	0%	0%	0%	0%	0%
Other Track 1	0	0	0	0	5	1	17	15	38	0%	0%	13%	3%	45%	39%
Other Track 3	0	0	0	0	5	0	20	3	28	0%	0%	18%	0%	71%	11%
Other Track 4	0	0	0	0	2	0	0	1	3	0%	0%	67%	0%	0%	33%
Personal Injury	0	0	0	0	28	1	45	6	80	0%	0%	35%	1%	56%	8%
Prod Liability	1	0	1	0	2	0	2	0	5	20%	0%	40%	0%	40%	0%
Prof Malpractic	0	0	0	0	3	0	3	0	6	0%	0%	50%	0%	50%	0%
PIP Coverage	0	0	0	0	0	0	1	0	1	0%	0%	0%	0%	100%	0%
Real Property	0	1	1	0	0	0	6	3	10	10%	0%	0%	0%	60%	30%
Tort Other	0	0	0	0	6	3	11	0	20	0%	0%	30%	15%	55%	0%
Toxic Tort	0	0	0	0	0	0	0	0	0	0%	0%	0%	0%	0%	0%
UM/UIM Bod Inj	0	0	0	0	3	0	3	1	7	0%	0%	43%	0%	43%	14%
Total	2	7	9	1	102	38	210	60	420	2%	0%	24%	9%	50%	14%

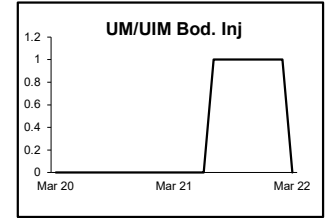
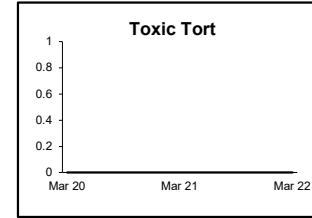
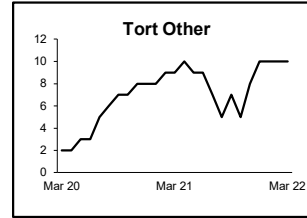
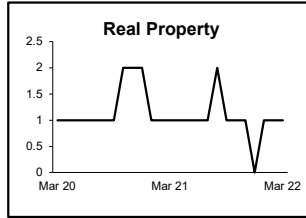
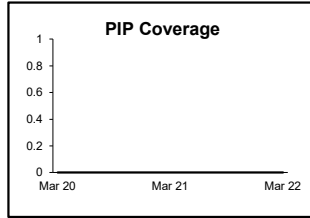
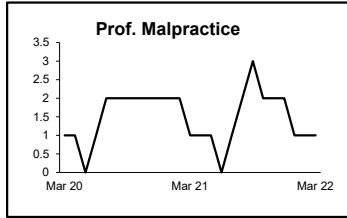
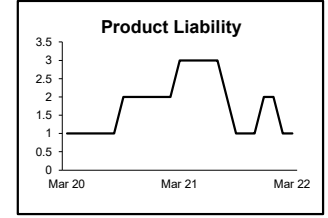
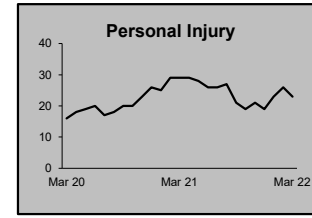
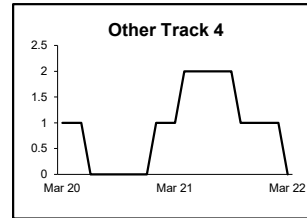
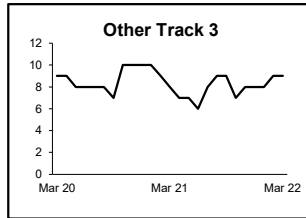
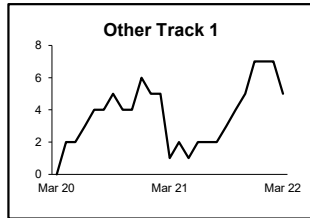
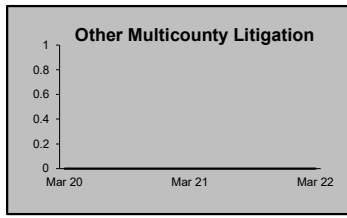
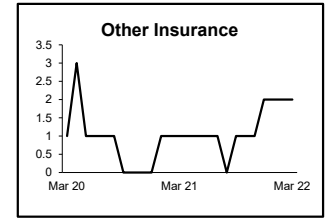

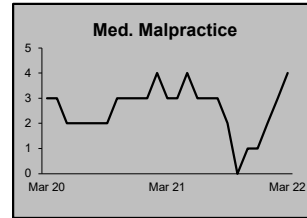
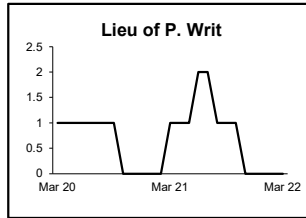
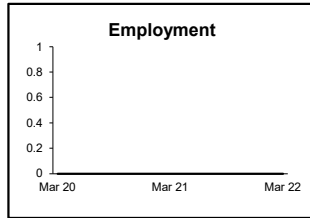
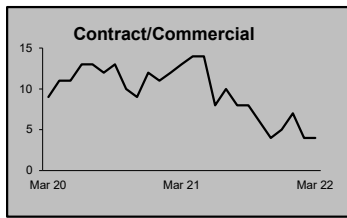
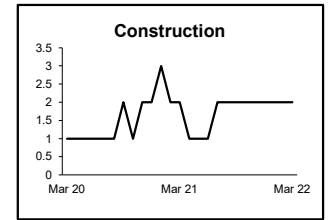
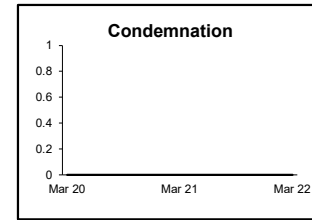
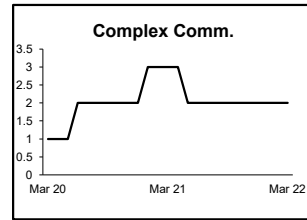
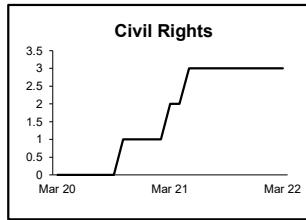
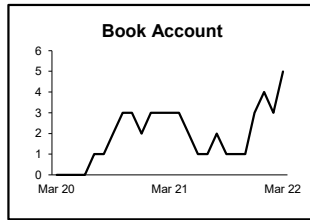

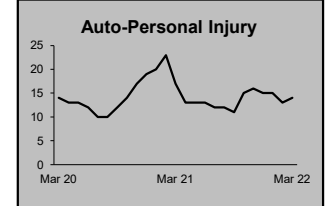
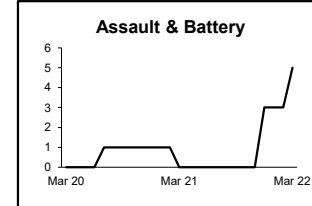
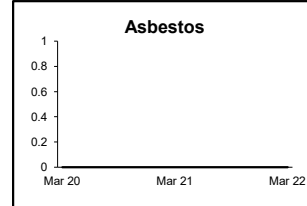
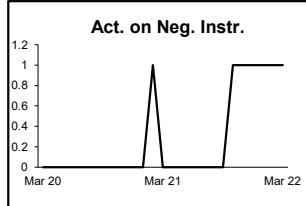
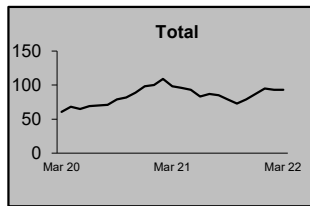
Monthly Resolutions



NOTE: Some Multicounty Litigation (MCL) cases were transferred in November 2014: Atlantic to Bergen = 8,935; Atlantic to Middlesex = 4,070.

**CIVIL BACKLOG BY CASETYPE
MARCH 2022
CAPE MAY**

	Total	Backlog	% chg
Mar 20		61	
Mar 21		98	61%
Mar 22		93	-5%



1) Casetypes with the state's largest backlogs are highlighted.

2) Some Multicounty Litigation (MCL) cases were transferred in November 2014: Atlantic to Bergen = 8,935; Atlantic to Middlesex = 4,070.

CIVIL CASELOAD SUMMARY BY CASETYPE
JULY 2021 - MARCH 2022
CUMBERLAND

	Filings			Resolutions			Clearance		Backlog			Backlog Percent		Backlog Per 100 Monthly Filings		Active Pending		
	Jul 2020 to Mar 2021	Jul 2021 to Mar 2022	percent change	Jul 2020 to Mar 2021	Jul 2021 to Mar 2022	percent change	Jul 2021 - Mar 2022		Mar 2021	Mar 2022	percent change	Mar 2021	Mar 2022	Mar 2021	Mar 2022	Mar 2021	Mar 2022	percent change
							number	percent										
Act on Neg Inst	1	2	100%	0	2		0	100%	0	0	0%	0%	0%	0	0	1	1	0%
Asbestos	0	0	0%	0	0	0%	0	100%	0	0	0%	0%	0%	0	0	0	0	0%
Assault & Bat	2	3	50%	0	1		-2	33%	0	2		0%	29%	0	800	5	7	40%
Auto - Pers Inj	194	175	-10%	188	203	8%	28	116%	78	80	3%	24%	26%	370	386	327	304	-7%
Auto - Property	11	18	64%	10	14	40%	-4	78%	2	2	0%	14%	13%	141	114	14	16	14%
Book Account	76	66	-13%	65	75	15%	9	114%	4	9	125%	6%	22%	50	117	64	41	-36%
Civil Rights	9	7	-22%	9	15	67%	8	214%	7	6	-14%	37%	35%	525	514	19	17	-11%
Complex Comm	1	1	0%	1	1	0%	0	100%	0	0	0%	0%	0%	0	0	1	1	0%
Condemnation	2	0	-100%	2	0	-100%	0	100%	0	2		0%	67%	0		4	3	-25%
Construction	5	2	-60%	6	2	-67%	0	100%	0	1		0%	25%	0	400	3	4	33%
Contract/Comm	72	63	-13%	64	62	-3%	-1	98%	4	4	0%	6%	6%	56	53	68	65	-4%
Employment	2	1	-50%	1	3	200%	2	300%	2	1	-50%	40%	50%	1,200	1,200	5	2	-60%
Lieu of P. Writ	4	2	-50%	5	0	-100%	-2	0%	0	0	0%	0%	0%	0	0	2	3	50%
Medical Malprac	11	4	-64%	3	4	33%	0	100%	9	7	-22%	36%	30%	771	1,680	25	23	-8%
Name Change	31	30	-3%	23	36	57%	6	120%	0	0	0%	0%	0%	0	0	12	8	-33%
Other Insurance	5	2	-60%	1	6	500%	4	300%	1	3	200%	11%	75%	133	900	9	4	-56%
Other MCL	0	0	0%	0	0	0%	0	100%	0	0	0%	0%	0%	0	0	0	0	0%
Other Track 1	47	86	83%	43	110	156%	24	128%	7	5	-29%	19%	12%	138	45	37	41	11%
Other Track 3	39	28	-28%	34	43	26%	15	154%	14	9	-36%	20%	18%	305	300	70	50	-29%
Other Track 4	1	2	100%	3	1	-67%	-1	50%	0	0	0%	0%	0%	0	0	1	4	300%
Personal Injury	80	59	-26%	79	89	13%	30	151%	38	33	-13%	23%	25%	380	408	163	131	-20%
Prod Liability	3	3	0%	3	6	100%	3	200%	2	3	50%	29%	50%	600	720	7	6	-14%
Prof Malpractic	3	2	-33%	4	4	0%	2	200%	5	2	-60%	45%	20%	1,200	480	11	10	-9%
PIP Coverage	0	4		2	3	50%	-1	75%	1	1	0%	100%	50%	1,200	300	1	2	100%
Real Property	4	1	-75%	6	2	-67%	1	200%	1	1	0%	25%	20%	240	300	4	5	25%
Tort Other	14	19	36%	15	10	-33%	-9	53%	2	6	200%	12%	25%	104	288	17	24	41%
Toxic Tort	0	0	0%	0	0	0%	0	100%	0	0	0%	0%	0%	0	0	0	0	0%
UM/UIM Bod Inj	17	15	-12%	14	18	29%	3	120%	7	3	-57%	28%	19%	400	212	25	16	-36%
Total	634	595	-6%	581	710	22%	115	119%	184	180	-2%	21%	23%	262	251	895	788	-12%

NOTE: Some Multicounty Litigation (MCL) cases were transferred in November 2014: Atlantic to Bergen = 8,935; Atlantic to Middlesex = 4,070.

CIVIL BACKLOG SUMMARY BY CASETYPE

March 2022

CUMBERLAND

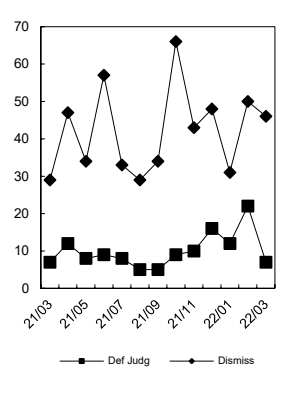
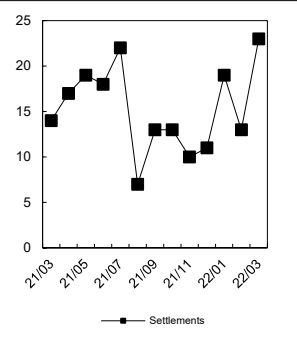
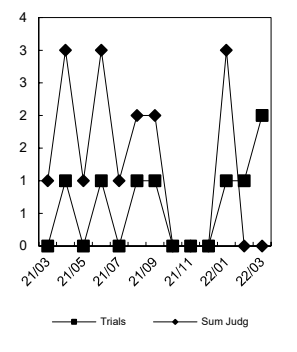
	Cases in Backlog															
	Track 1					Track 2				Track 3			Track 4			Total Backlog
	12 to 18 months	18 to 24 months	24 to 36 months	over 36 months	Total Track 1	18 to 24 months	24 to 36 months	over 36 months	Total Track 2	24 to 36 months	over 36 months	Total Track 3	24 to 36 months	over 36 months	Total Track 4	
Act on Neg Inst	0	0	0	0	0	0	0	0	0	0	0	0	0	0	0	0
Asbestos	0	0	0	0	0	0	0	0	0	0	0	0	0	0	0	0
Assault & Bat	0	0	0	0	0	0	0	0	0	2	0	2	0	0	0	2
Auto - Pers Inj	0	0	0	0	0	35	41	4	80	0	0	0	0	0	0	80
Auto - Property	0	0	0	0	0	2	0	0	2	0	0	0	0	0	0	2
Book Account	6	2	1	0	9	0	0	0	0	0	0	0	0	0	0	9
Civil Rights	0	0	0	0	0	0	0	0	0	3	3	6	0	0	0	6
Complex Comm	0	0	0	0	0	0	0	0	0	0	0	0	0	0	0	0
Condemnation	0	0	0	0	0	0	0	0	0	2	0	2	0	0	0	2
Construction	0	0	0	0	0	0	1	0	1	0	0	0	0	0	0	1
Contract/Comm	0	0	0	0	0	1	3	0	4	0	0	0	0	0	0	4
Employment	0	0	0	0	0	0	0	1	1	0	0	0	0	0	0	1
Lieu of P. Writ	0	0	0	0	0	0	0	0	0	0	0	0	0	0	0	0
Medical Malprac	0	0	0	0	0	0	0	0	0	1	6	7	0	0	0	7
Name Change	0	0	0	0	0	0	0	0	0	0	0	0	0	0	0	0
Other Insurance	1	2	0	0	3	0	0	0	0	0	0	0	0	0	0	3
Other MCL	0	0	0	0	0	0	0	0	0	0	0	0	0	0	0	0
Other Track 1	3	0	1	1	5	0	0	0	0	0	0	0	0	0	0	5
Other Track 3	0	0	0	0	0	0	0	0	0	5	4	9	0	0	0	9
Other Track 4	0	0	0	0	0	0	0	0	0	0	0	0	0	0	0	0
Personal Injury	0	0	0	0	0	11	17	5	33	0	0	0	0	0	0	33
Prod Liability	0	0	0	0	0	0	0	0	0	3	0	3	0	0	0	3
Prof Malpractic	0	0	0	0	0	0	0	0	0	1	1	2	0	0	0	2
PIP Coverage	0	0	1	0	1	0	0	0	0	0	0	0	0	0	0	1
Real Property	1	0	0	0	1	0	0	0	0	0	0	0	0	0	0	1
Tort Other	0	0	0	0	0	3	3	0	6	0	0	0	0	0	0	6
Toxic Tort	0	0	0	0	0	0	0	0	0	0	0	0	0	0	0	0
UM/UIM Bod Inj	0	0	0	0	0	2	1	0	3	0	0	0	0	0	0	3
Total	11	4	3	1	19	54	66	10	130	17	14	31	0	0	0	180

NOTE: Some Multicounty Litigation (MCL) cases were transferred in November 2014: Atlantic to Bergen = 8,935; Atlantic to Middlesex = 4,070.

**CIVIL RESOLUTION SUMMARY BY CASETYPE
JULY 2021 - MARCH 2022
CUMBERLAND**

	Trial			Summary					Total	Percent resolved by						Monthly Resolutions
	Jury	Nonjury	Total	Judgment	Settlement	Default Judgment	Dismiss	Other		Trial	Sum Jud	Settle	Default J	Dismiss	Other	
Act on Neg Inst	0	0	0	1	0	0	1	0	2	0%	50%	0%	0%	50%	0%	
Asbestos	0	0	0	0	0	0	0	0	0	0%	0%	0%	0%	0%	0%	
Assault & Bat	0	0	0	0	0	0	1	0	1	0%	0%	0%	0%	100%	0%	
Auto - Pers Inj	2	0	2	0	50	4	136	11	203	1%	0%	25%	2%	67%	5%	
Auto - Property	1	0	1	0	1	7	4	1	14	7%	0%	7%	50%	29%	7%	
Book Account	0	1	1	2	5	41	25	1	75	1%	3%	7%	55%	33%	1%	
Civil Rights	0	0	0	0	2	0	12	1	15	0%	0%	13%	0%	80%	7%	
Complex Commer	0	0	0	0	0	0	1	0	1	0%	0%	0%	0%	100%	0%	
Condemnation	0	0	0	0	0	0	0	0	0	0%	0%	0%	0%	0%	0%	
Construction	0	0	0	0	2	0	0	0	2	0%	0%	100%	0%	0%	0%	
Contract/Commer	0	0	0	2	8	14	33	5	62	0%	3%	13%	23%	53%	8%	
Employment	0	0	0	0	1	0	1	1	3	0%	0%	33%	0%	33%	33%	
Lieu of P. Writ	0	0	0	0	0	0	0	0	0	0%	0%	0%	0%	0%	0%	
Medical Malprac	0	0	0	0	3	0	0	1	4	0%	0%	75%	0%	0%	25%	
Name Change	0	0	0	0	0	0	3	33	36	0%	0%	0%	0%	8%	92%	
Other Insurance	0	0	0	1	2	1	2	0	6	0%	17%	33%	17%	33%	0%	
Other MCL	0	0	0	0	0	0	0	0	0	0%	0%	0%	0%	0%	0%	
Other Track 1	0	0	0	0	8	20	61	21	110	0%	0%	7%	18%	55%	19%	
Other Track 3	0	0	0	1	12	1	26	3	43	0%	2%	28%	2%	60%	7%	
Other Track 4	0	0	0	0	0	0	1	0	1	0%	0%	0%	0%	100%	0%	
Personal Injury	1	0	1	0	26	1	51	10	89	1%	0%	29%	1%	57%	11%	
Prod Liability	0	0	0	1	2	0	1	2	6	0%	17%	33%	0%	17%	33%	
Prof Malpractic	0	0	0	0	4	0	0	0	4	0%	0%	100%	0%	0%	0%	
PIP Coverage	0	0	0	0	1	0	2	0	3	0%	0%	33%	0%	67%	0%	
Real Property	0	0	0	0	0	0	2	0	2	0%	0%	0%	0%	100%	0%	
Tort Other	0	0	0	0	1	4	4	1	10	0%	0%	10%	40%	40%	10%	
Toxic Tort	0	0	0	0	0	0	0	0	0	0%	0%	0%	0%	0%	0%	
UM/UIM Bod Inj	1	0	1	0	3	1	13	0	18	6%	0%	17%	6%	72%	0%	
Total	5	1	6	8	131	94	380	91	710	1%	1%	18%	13%	54%	13%	

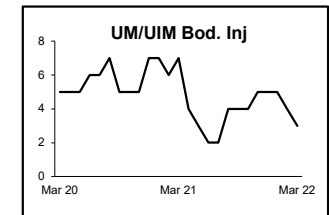
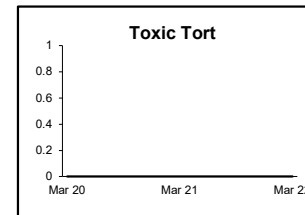
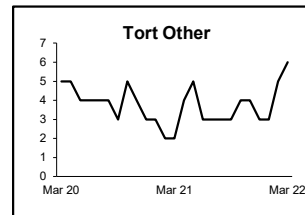
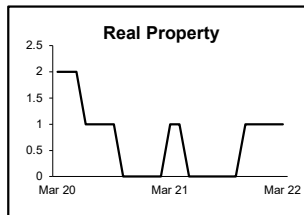
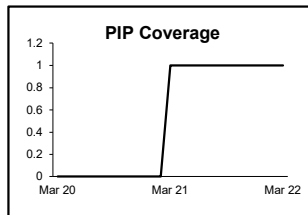
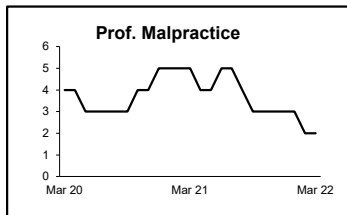
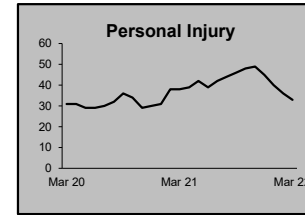
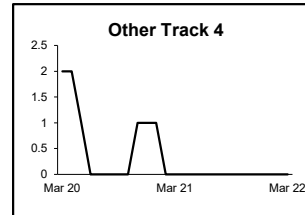
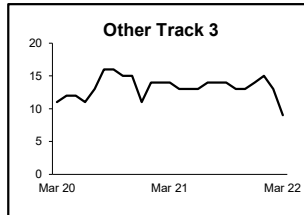
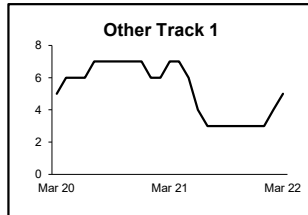
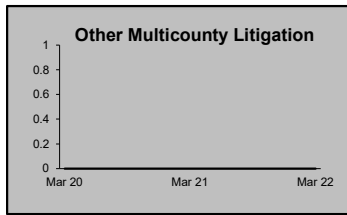
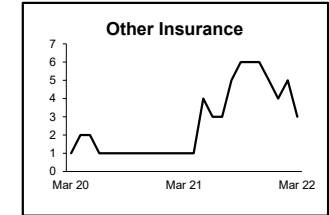
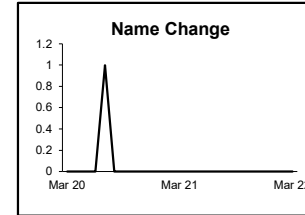
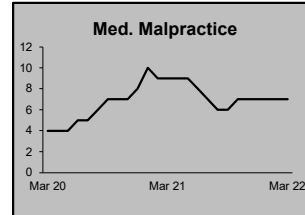
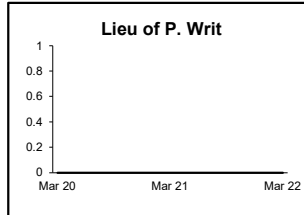
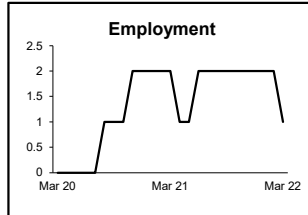
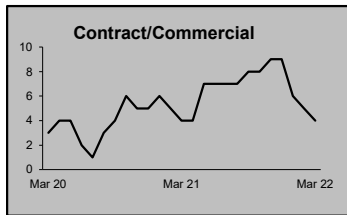
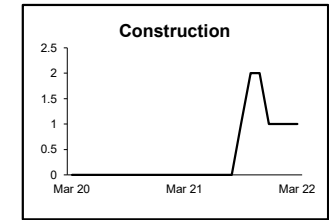
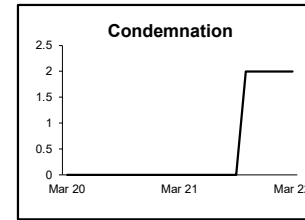
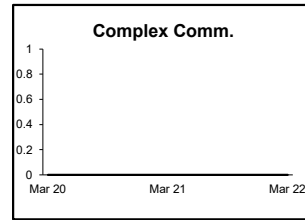
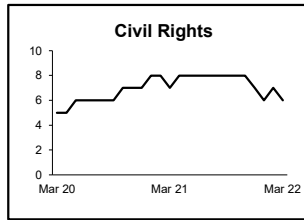
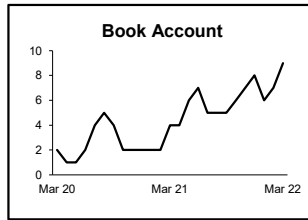

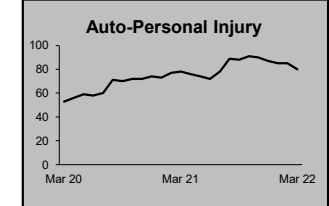
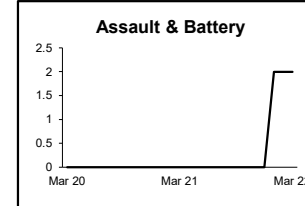
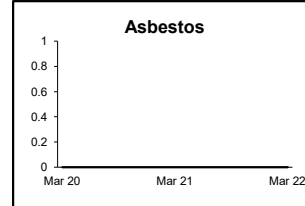
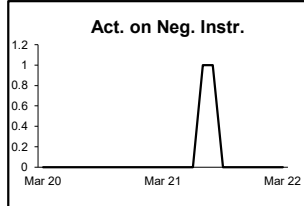
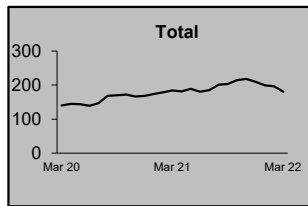
Monthly Resolutions



NOTE: Some Multicounty Litigation (MCL) cases were transferred in November 2014: Atlantic to Bergen = 8,935; Atlantic to Middlesex = 4,070.

**CIVIL BACKLOG BY CASETYPE
MARCH 2022
CUMBERLAND**

	Total	Backlog	% chg
Mar 20		140	
Mar 21		184	31%
Mar 22		180	-2%



1) Casetypes with the state's largest backlogs are highlighted.

2) Some Multicounty Litigation (MCL) cases were transferred in November 2014: Atlantic to Bergen = 8,935; Atlantic to Middlesex = 4,070.

CIVIL CASELOAD SUMMARY BY CASETYPE
JULY 2021 - MARCH 2022
ESSEX

	Filings			Resolutions			Clearance		Backlog			Backlog Percent		Backlog Per 100 Monthly Filings		Active Pending		
	Jul 2020 to Mar 2021	Jul 2021 to Mar 2022	percent change	Jul 2020 to Mar 2021	Jul 2021 to Mar 2022	percent change	Jul 2021 - Mar 2022		Mar 2021	Mar 2022	percent change	Mar 2021	Mar 2022	Mar 2021	Mar 2022	Mar 2021	Mar 2022	percent change
							number	percent										
Act on Neg Inst	33	16	-52%	34	37	9%	21	231%	7	7	0%	21%	47%	191	365	34	15	-56%
Asbestos	0	0	0%	0	0	0%	0	100%	0	0	0%	0%	0%	0	0	0	0	0%
Assault & Bat	46	99	115%	21	19	-10%	-80	19%	4	27	575%	5%	15%	92	270	74	175	136%
Auto - Pers Inj	3,350	3,044	-9%	3,135	3,246	4%	202	107%	2,193	2,471	13%	32%	36%	594	699	6,928	6,832	-1%
Auto - Property	93	103	11%	109	96	-12%	-7	93%	21	20	-5%	19%	18%	208	174	108	114	6%
Book Account	967	695	-28%	608	1,037	71%	342	149%	92	92	0%	11%	16%	106	106	863	582	-33%
Civil Rights	32	115	259%	38	21	-45%	-94	18%	20	27	35%	38%	18%	615	255	53	151	185%
Complex Comm	33	83	152%	19	77	305%	-6	93%	36	42	17%	41%	39%	1,005	499	87	107	23%
Condemnation	1	1	0%	6	2	-67%	1	200%	3	2	-33%	50%	50%	3,600	2,400	6	4	-33%
Construction	49	38	-22%	47	42	-11%	4	111%	92	110	20%	55%	70%	1,624	2,750	167	157	-6%
Contract/Comm	605	550	-9%	556	593	7%	43	108%	185	212	15%	25%	28%	302	313	736	762	4%
Employment	16	19	19%	17	18	6%	-1	95%	15	19	27%	39%	44%	783	844	38	43	13%
Lieu of P. Writ	24	25	4%	16	31	94%	6	124%	22	20	-9%	39%	40%	825	727	57	50	-12%
Medical Malprac	94	89	-5%	86	90	5%	1	101%	180	213	18%	48%	53%	1,636	2,013	378	402	6%
Name Change	160	255	59%	165	253	53%	-2	99%	2	1	-50%	4%	1%	13	4	55	71	29%
Other Insurance	57	46	-19%	54	45	-17%	-1	98%	35	43	23%	44%	54%	532	890	79	80	1%
Other MCL	1	1	0%	0	0	0%	-1	0%	0	0	0%	0%	0%	0	0	0	0	0%
Other Track 1	283	297	5%	272	278	2%	-19	94%	81	90	11%	28%	27%	267	268	291	335	15%
Other Track 3	196	143	-27%	139	154	11%	11	108%	119	135	13%	30%	34%	580	798	403	399	-1%
Other Track 4	21	32	52%	23	18	-22%	-14	56%	29	31	7%	45%	40%	1,243	954	64	78	22%
Personal Injury	1,202	1,248	4%	1,044	1,183	13%	-65	95%	918	1,044	14%	34%	37%	695	777	2,717	2,822	4%
Prod Liability	23	15	-35%	16	16	0%	1	107%	19	21	11%	36%	40%	814	1,326	53	52	-2%
Prof Malpractic	40	21	-48%	29	28	-3%	7	133%	56	66	18%	43%	54%	1,461	2,731	130	122	-6%
PIP Coverage	18	20	11%	21	29	38%	9	145%	4	3	-25%	24%	21%	185	116	17	14	-18%
Real Property	32	36	13%	43	35	-19%	-1	97%	16	13	-19%	55%	34%	533	279	29	38	31%
Tort Other	189	234	24%	142	152	7%	-82	65%	84	92	10%	29%	24%	410	364	292	387	33%
Toxic Tort	4	0	-100%	5	3	-40%	3	100%	7	8	14%	54%	80%	1,680		13	10	-23%
UM/UM Bod Inj	203	146	-28%	189	209	11%	63	143%	123	117	-5%	32%	39%	543	755	390	300	-23%
Total	7,772	7,371	-5%	6,834	7,712	13%	341	105%	4,363	4,926	13%	31%	35%	528	585	14,062	14,102	0%

NOTE: Some Multicounty Litigation (MCL) cases were transferred in November 2014: Atlantic to Bergen = 8,935; Atlantic to Middlesex = 4,070.

CIVIL BACKLOG SUMMARY BY CASETYPE

March 2022

ESSEX

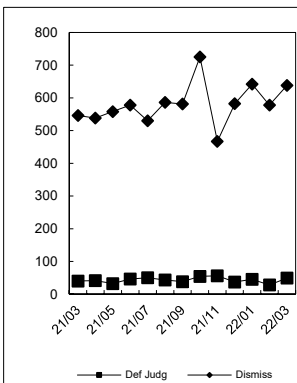
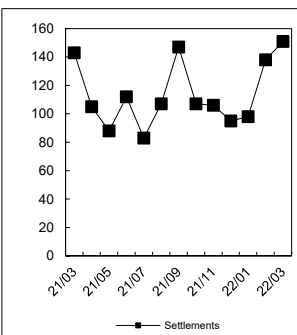
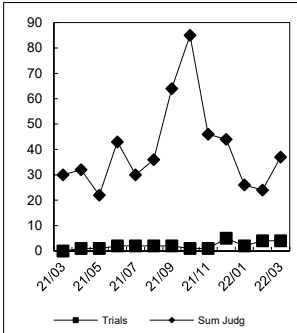
	Cases in Backlog															
	Track 1					Track 2				Track 3			Track 4			Total Backlog
	12 to 18 months	18 to 24 months	24 to 36 months	over 36 months	Total Track 1	18 to 24 months	24 to 36 months	over 36 months	Total Track 2	24 to 36 months	over 36 months	Total Track 3	24 to 36 months	over 36 months	Total Track 4	
Act on Neg Inst	6	0	1	0	7	0	0	0	0	0	0	0	0	0	0	7
Asbestos	0	0	0	0	0	0	0	0	0	0	0	0	0	0	0	0
Assault & Bat	0	0	0	0	0	0	0	0	0	24	3	27	0	0	0	27
Auto - Pers Inj	0	0	0	0	0	870	1,036	565	2,471	0	0	0	0	0	0	2,471
Auto - Property	0	0	0	0	0	8	6	6	20	0	0	0	0	0	0	20
Book Account	42	11	26	11	90	0	1	0	1	0	0	0	1	0	1	92
Civil Rights	0	0	0	0	0	0	0	0	0	10	17	27	0	0	0	27
Complex Comm	0	0	0	0	0	0	0	0	0	0	0	0	14	28	42	42
Condemnation	0	0	0	0	0	0	0	0	0	1	1	2	0	0	0	2
Construction	0	0	0	0	0	24	34	51	109	0	0	0	1	0	1	110
Contract/Comm	0	0	0	0	0	59	90	63	212	0	0	0	0	0	0	212
Employment	0	0	0	0	0	4	7	8	19	0	0	0	0	0	0	19
Lieu of P. Writ	0	0	0	0	0	0	0	0	0	0	0	0	6	14	20	20
Medical Malprac	0	0	0	0	0	0	0	0	0	76	137	213	0	0	0	213
Name Change	1	0	0	0	1	0	0	0	0	0	0	0	0	0	0	1
Other Insurance	16	5	13	8	42	0	0	0	0	0	0	0	1	0	1	43
Other MCL	0	0	0	0	0	0	0	0	0	0	0	0	0	0	0	0
Other Track 1	29	13	16	20	78	2	3	1	6	1	4	5	1	0	1	90
Other Track 3	0	0	0	0	0	0	0	0	0	61	74	135	0	0	0	135
Other Track 4	0	0	0	0	0	0	0	0	0	0	0	0	6	25	31	31
Personal Injury	0	0	0	0	0	322	383	319	1,024	15	5	20	0	0	0	1,044
Prod Liability	0	0	0	0	0	0	0	0	0	7	14	21	0	0	0	21
Prof Malpractic	0	0	0	0	0	0	0	1	1	24	41	65	0	0	0	66
PIP Coverage	0	2	0	1	3	0	0	0	0	0	0	0	0	0	0	3
Real Property	2	1	3	7	13	0	0	0	0	0	0	0	0	0	0	13
Tort Other	0	0	0	0	0	25	34	32	91	1	0	1	0	0	0	92
Toxic Tort	0	0	0	0	0	0	0	0	0	2	6	8	0	0	0	8
UM/UIM Bod Inj	0	0	0	0	0	44	43	29	116	0	1	1	0	0	0	117
Total	96	32	59	47	234	1,358	1,637	1,075	4,070	222	303	525	30	67	97	4,926

NOTE: Some Multicounty Litigation (MCL) cases were transferred in November 2014: Atlantic to Bergen = 8,935; Atlantic to Middlesex = 4,070.

**CIVIL RESOLUTION SUMMARY BY CASETYPE
JULY 2021 - MARCH 2022
ESSEX**

	Trial			Summary					Total	Percent resolved by					
	Jury	Nonjury	Total	Judgment	Settlement	Default Judgment	Dismiss	Other		Trial	Sum Jud	Settle	Default J	Dismiss	Other
Act on Neg Inst	0	0	0	10	2	3	22	0	37	0%	27%	5%	8%	59%	0%
Asbestos	0	0	0	0	0	0	0	0	0	0%	0%	0%	0%	0%	0%
Assault & Bat	0	0	0	0	0	0	17	2	19	0%	0%	0%	0%	89%	11%
Auto - Pers Inj	13	0	13	40	529	13	2,551	100	3,246	0%	1%	16%	0%	79%	3%
Auto - Property	0	0	0	8	11	26	51	0	96	0%	8%	11%	27%	53%	0%
Book Account	0	2	2	172	72	244	541	6	1,037	0%	17%	7%	24%	52%	1%
Civil Rights	0	0	0	0	1	0	15	5	21	0%	0%	5%	0%	71%	24%
Complex Commer	0	0	0	0	8	1	35	33	77	0%	0%	10%	1%	45%	43%
Condemnation	0	0	0	0	0	0	0	2	2	0%	0%	0%	0%	0%	100%
Construction	0	0	0	6	4	1	29	2	42	0%	14%	10%	2%	69%	5%
Contract/Commer	0	4	4	79	67	78	352	13	593	1%	13%	11%	13%	59%	2%
Employment	0	0	0	1	2	0	15	0	18	0%	6%	11%	0%	83%	0%
Lieu of P. Writ	0	0	0	1	3	0	27	0	31	0%	3%	10%	0%	87%	0%
Medical Malprac	0	0	0	3	6	0	77	4	90	0%	3%	7%	0%	86%	4%
Name Change	0	0	0	0	0	0	22	231	253	0%	0%	0%	0%	9%	91%
Other Insurance	0	0	0	4	0	2	38	1	45	0%	9%	0%	4%	84%	2%
Other MCL	0	0	0	0	0	0	0	0	0	0%	0%	0%	0%	0%	0%
Other Track 1	0	1	1	24	27	13	181	32	278	0%	9%	10%	5%	65%	12%
Other Track 3	0	0	0	0	15	0	115	24	154	0%	0%	10%	0%	75%	16%
Other Track 4	0	0	0	5	3	2	7	1	18	0%	28%	17%	11%	39%	6%
Personal Injury	1	0	1	26	222	1	869	64	1,183	0%	2%	19%	0%	73%	5%
Prod Liability	0	0	0	0	1	0	12	3	16	0%	0%	6%	0%	75%	19%
Prof Malpractic	0	0	0	0	3	0	22	3	28	0%	0%	11%	0%	79%	11%
PIP Coverage	0	0	0	0	3	0	25	1	29	0%	0%	10%	0%	86%	3%
Real Property	0	0	0	3	1	1	28	2	35	0%	9%	3%	3%	80%	6%
Tort Other	0	0	0	7	13	6	121	5	152	0%	5%	9%	4%	80%	3%
Toxic Tort	0	0	0	0	2	0	1	0	3	0%	0%	67%	0%	33%	0%
UM/UIM Bod Inj	2	0	2	3	37	9	156	2	209	1%	1%	18%	4%	75%	1%
Total	16	7	23	392	1,032	400	5,329	536	7,712	0%	5%	13%	5%	69%	7%

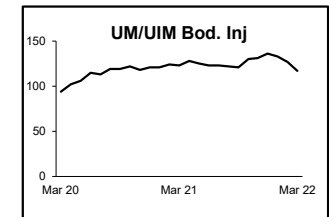
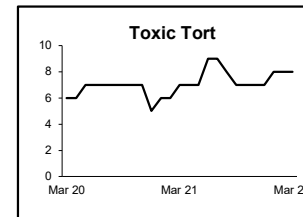
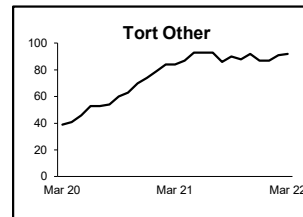
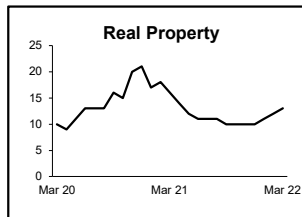
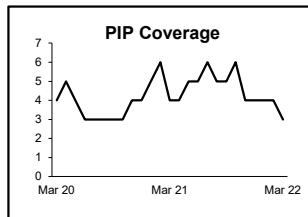
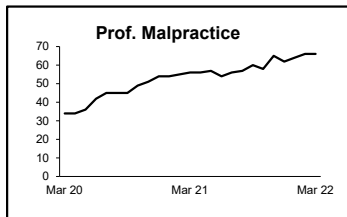
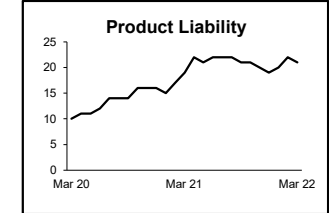
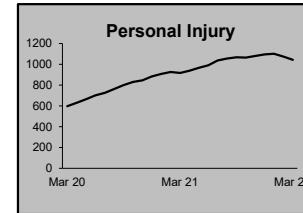
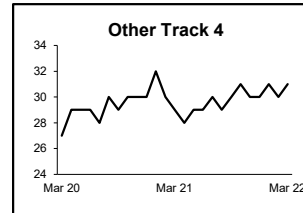
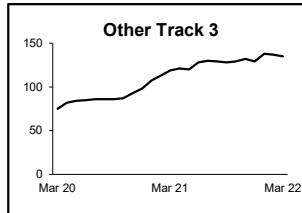
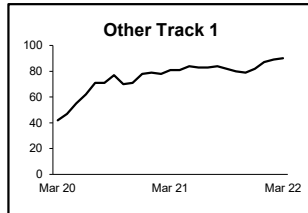
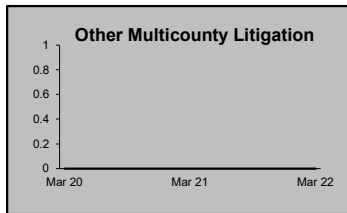
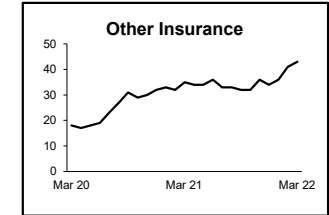
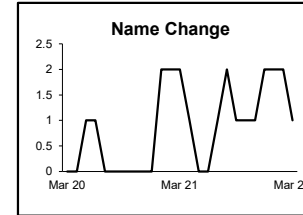
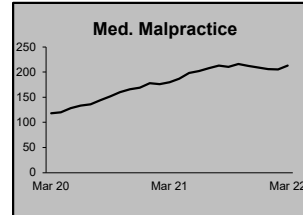
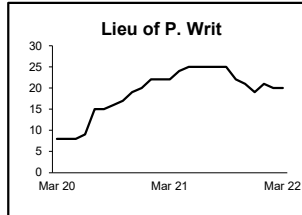
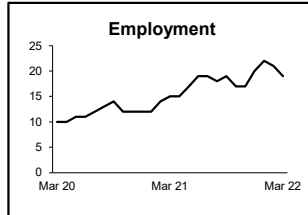
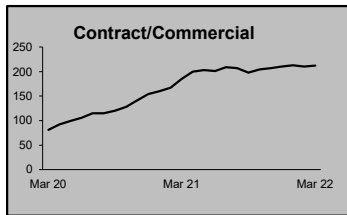
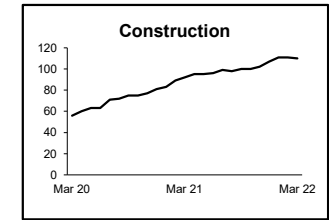
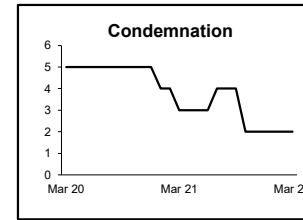
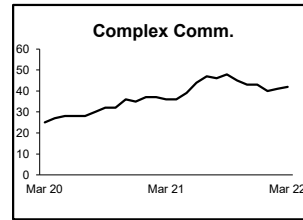
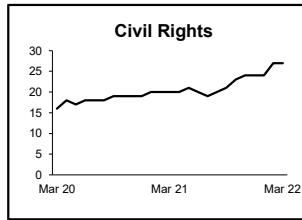
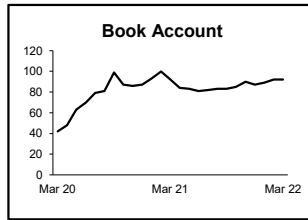
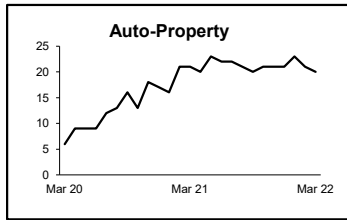
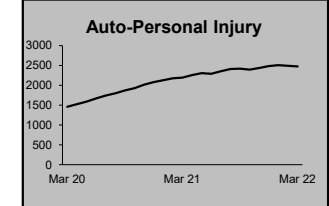
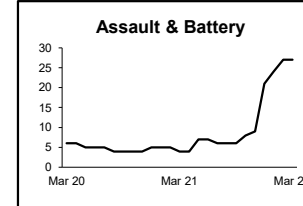
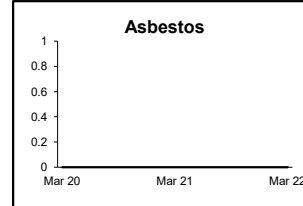
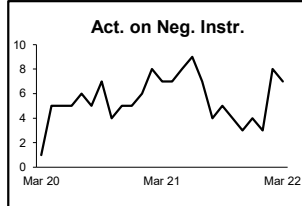
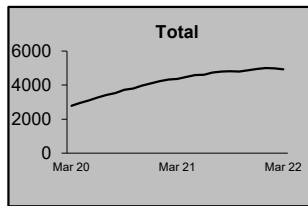
Monthly Resolutions



NOTE: Some Multicounty Litigation (MCL) cases were transferred in November 2014: Atlantic to Bergen = 8,935; Atlantic to Middlesex = 4,070.

**CIVIL BACKLOG BY CASETYPE
MARCH 2022
ESSEX**

	Total	Backlog	% chg
Mar 20		2,787	
Mar 21		4,363	57%
Mar 22		4,926	13%



1) Casetypes with the state's largest backlogs are highlighted.

2) Some Multicounty Litigation (MCL) cases were transferred in November 2014: Atlantic to Bergen = 8,935; Atlantic to Middlesex = 4,070.

CIVIL CASELOAD SUMMARY BY CASETYPE
JULY 2021 - MARCH 2022
GLOUCESTER

	Filings			Resolutions			Clearance		Backlog			Backlog Percent		Backlog Per 100 Monthly Filings		Active Pending		
	Jul 2020 to Mar 2021	Jul 2021 to Mar 2022	percent change	Jul 2020 to Mar 2021	Jul 2021 to Mar 2022	percent change	Jul 2021 - Mar 2022		Mar 2021	Mar 2022	percent change	Mar 2021	Mar 2022	Mar 2021	Mar 2022	Mar 2021	Mar 2022	percent change
							number	percent										
Act on Neg Inst	1	1	0%	4	2	-50%	1	200%	0	0	0%	0%	0%	0	0	1	0	-100%
Asbestos	0	0	0%	0	0	0%	0	100%	0	0	0%	0%	0%	0	0	0	0	0%
Assault & Bat	2	4	100%	1	1	0%	-3	25%	0	0	0%	0%	0%	0	0	2	4	100%
Auto - Pers Inj	287	289	1%	321	315	-2%	26	109%	104	100	-4%	21%	20%	309	288	498	497	0%
Auto - Property	15	12	-20%	21	14	-33%	2	117%	2	3	50%	11%	19%	104	180	18	16	-11%
Book Account	147	156	6%	139	179	29%	23	115%	16	19	19%	14%	18%	119	104	112	106	-5%
Civil Rights	8	10	25%	6	9	50%	-1	90%	0	1		0%	8%	0	92	10	12	20%
Complex Comm	3	2	-33%	2	3	50%	1	150%	3	2	-33%	60%	29%	1,200	400	5	7	40%
Condemnation	3	1	-67%	3	0	-100%	-1	0%	0	1		0%	33%	0	600	1	3	200%
Construction	7	9	29%	6	10	67%	1	111%	1	2	100%	10%	20%	150	200	10	10	0%
Contract/Comm	171	153	-11%	152	166	9%	13	108%	18	22	22%	10%	14%	106	129	172	158	-8%
Employment	5	8	60%	5	5	0%	-3	63%	1	3	200%	14%	25%	200	327	7	12	71%
Lieu of P. Writ	7	9	29%	10	9	-10%	0	100%	1	0	-100%	10%	0%	133	0	10	9	-10%
Medical Malprac	18	19	6%	16	21	31%	2	111%	20	22	10%	35%	39%	960	1,015	57	57	0%
Name Change	35	72	106%	26	67	158%	-5	93%	0	1		0%	6%	0	13	13	18	38%
Other Insurance	14	14	0%	5	13	160%	-1	93%	1	3	200%	6%	23%	63	240	17	13	-24%
Other MCL	0	0	0%	0	0	0%	0	100%	0	0	0%	0%	0%	0	0	0	0	0%
Other Track 1	111	101	-9%	105	94	-10%	-7	93%	8	13	63%	11%	18%	73	116	70	73	4%
Other Track 3	60	45	-25%	47	58	23%	13	129%	10	11	10%	10%	13%	146	203	100	84	-16%
Other Track 4	10	4	-60%	7	6	-14%	2	150%	14	15	7%	56%	71%	1,400	4,500	25	21	-16%
Personal Injury	152	138	-9%	167	131	-22%	-7	95%	44	54	23%	17%	22%	268	372	253	243	-4%
Prod Liability	5	8	60%	6	2	-67%	-6	25%	1	3	200%	17%	25%	200	400	6	12	100%
Prof Malpractic	9	10	11%	11	16	45%	6	160%	6	12	100%	18%	41%	480	1,309	34	29	-15%
PIP Coverage	4	6	50%	7	4	-43%	-2	67%	1	1	0%	50%	25%	240	200	2	4	100%
Real Property	7	11	57%	4	6	50%	-5	55%	1	1	0%	25%	9%	150	86	4	11	175%
Tort Other	28	28	0%	27	25	-7%	-3	89%	3	8	167%	8%	20%	84	246	40	40	0%
Toxic Tort	1	0	-100%	0	1		1	100%	0	0	0%	0%	0%	0	0	1	0	-100%
UM/UM Bod Inj	26	25	-4%	27	31	15%	6	124%	16	8	-50%	28%	16%	533	267	57	49	-14%
Total	1,136	1,135	0%	1,125	1,188	6%	53	105%	271	305	13%	18%	20%	223	236	1,525	1,488	-2%

NOTE: Some Multicounty Litigation (MCL) cases were transferred in November 2014: Atlantic to Bergen = 8,935; Atlantic to Middlesex = 4,070.

CIVIL BACKLOG SUMMARY BY CASETYPE

March 2022

GLOUCESTER

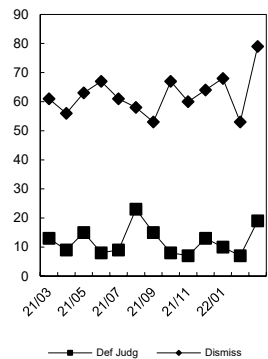
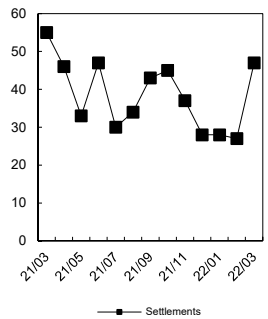
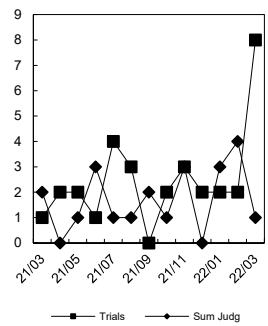
	Cases in Backlog															
	Track 1					Track 2				Track 3			Track 4			Total Backlog
	12 to 18 months	18 to 24 months	24 to 36 months	over 36 months	Total Track 1	18 to 24 months	24 to 36 months	over 36 months	Total Track 2	24 to 36 months	over 36 months	Total Track 3	24 to 36 months	over 36 months	Total Track 4	
Act on Neg Inst	0	0	0	0	0	0	0	0	0	0	0	0	0	0	0	0
Asbestos	0	0	0	0	0	0	0	0	0	0	0	0	0	0	0	0
Assault & Bat	0	0	0	0	0	0	0	0	0	0	0	0	0	0	0	0
Auto - Pers Inj	0	0	0	0	0	52	40	8	100	0	0	0	0	0	0	100
Auto - Property	0	0	0	0	0	3	0	0	3	0	0	0	0	0	0	3
Book Account	9	3	6	1	19	0	0	0	0	0	0	0	0	0	0	19
Civil Rights	0	0	0	0	0	0	0	0	0	1	0	1	0	0	0	1
Complex Comm	0	0	0	0	0	0	0	0	0	0	0	0	0	2	2	2
Condemnation	0	0	0	0	0	0	0	0	0	1	0	1	0	0	0	1
Construction	0	0	0	0	0	0	2	0	2	0	0	0	0	0	0	2
Contract/Comm	0	0	0	0	0	10	11	1	22	0	0	0	0	0	0	22
Employment	0	0	0	0	0	2	1	0	3	0	0	0	0	0	0	3
Lieu of P. Writ	0	0	0	0	0	0	0	0	0	0	0	0	0	0	0	0
Medical Malprac	0	0	0	0	0	0	0	0	0	12	10	22	0	0	0	22
Name Change	1	0	0	0	1	0	0	0	0	0	0	0	0	0	0	1
Other Insurance	3	0	0	0	3	0	0	0	0	0	0	0	0	0	0	3
Other MCL	0	0	0	0	0	0	0	0	0	0	0	0	0	0	0	0
Other Track 1	5	3	3	1	12	0	0	0	0	1	0	1	0	0	0	13
Other Track 3	0	0	0	0	0	0	0	0	0	7	4	11	0	0	0	11
Other Track 4	0	0	0	0	0	0	0	0	0	0	0	0	3	12	15	15
Personal Injury	0	0	0	0	0	29	23	1	53	1	0	1	0	0	0	54
Prod Liability	0	0	0	0	0	0	0	0	0	2	1	3	0	0	0	3
Prof Malpractic	0	0	0	0	0	0	0	0	0	8	4	12	0	0	0	12
PIP Coverage	1	0	0	0	1	0	0	0	0	0	0	0	0	0	0	1
Real Property	0	0	0	0	0	0	0	0	0	1	0	1	0	0	0	1
Tort Other	0	0	0	0	0	5	3	0	8	0	0	0	0	0	0	8
Toxic Tort	0	0	0	0	0	0	0	0	0	0	0	0	0	0	0	0
UM/UIM Bod Inj	0	0	0	0	0	3	4	1	8	0	0	0	0	0	0	8
Total	19	6	9	2	36	104	84	11	199	34	19	53	3	14	17	305

NOTE: Some Multicounty Litigation (MCL) cases were transferred in November 2014: Atlantic to Bergen = 8,935; Atlantic to Middlesex = 4,070.

**CIVIL RESOLUTION SUMMARY BY CASETYPE
JULY 2021 - MARCH 2022
GLOUCESTER**

	Trial			Summary					Total	Percent resolved by					
	Jury	Nonjury	Total	Judgment	Settlement	Default Judgment	Dismiss	Other		Trial	Sum Jud	Settle	Default J	Dismiss	Other
Act on Neg Inst	0	0	0	0	0	1	0	1	2	0%	0%	0%	50%	0%	50%
Asbestos	0	0	0	0	0	0	0	0	0	0%	0%	0%	0%	0%	0%
Assault & Bat	0	0	0	0	0	0	1	0	1	0%	0%	0%	0%	100%	0%
Auto - Pers Inj	12	0	12	2	108	3	174	16	315	4%	1%	34%	1%	55%	5%
Auto - Property	0	0	0	0	5	1	8	0	14	0%	0%	36%	7%	57%	0%
Book Account	0	1	1	3	34	65	75	1	179	1%	2%	19%	36%	42%	1%
Civil Rights	0	0	0	0	0	0	6	3	9	0%	0%	0%	0%	67%	33%
Complex Commer	0	0	0	0	1	0	1	1	3	0%	0%	33%	0%	33%	33%
Condemnation	0	0	0	0	0	0	0	0	0	0%	0%	0%	0%	0%	0%
Construction	0	0	0	0	2	0	7	1	10	0%	0%	20%	0%	70%	10%
Contract/Commer	1	1	2	5	29	35	85	10	166	1%	3%	17%	21%	51%	6%
Employment	1	0	1	0	1	0	3	0	5	20%	0%	20%	0%	60%	0%
Lieu of P. Writ	0	1	1	0	1	0	3	4	9	11%	0%	11%	0%	33%	44%
Medical Malprac	0	0	0	1	7	0	10	3	21	0%	5%	33%	0%	48%	14%
Name Change	0	0	0	0	0	0	2	65	67	0%	0%	0%	0%	3%	97%
Other Insurance	0	0	0	0	5	0	5	3	13	0%	0%	38%	0%	38%	23%
Other MCL	0	0	0	0	0	0	0	0	0	0%	0%	0%	0%	0%	0%
Other Track 1	0	2	2	0	28	0	40	24	94	2%	0%	30%	0%	43%	26%
Other Track 3	0	0	0	1	11	0	40	6	58	0%	2%	19%	0%	69%	10%
Other Track 4	0	0	0	0	0	0	5	1	6	0%	0%	0%	0%	83%	17%
Personal Injury	4	0	4	4	52	4	57	10	131	3%	3%	40%	3%	44%	8%
Prod Liability	0	0	0	0	0	0	0	2	2	0%	0%	0%	0%	0%	100%
Prof Malpractic	0	0	0	0	8	1	7	0	16	0%	0%	50%	6%	44%	0%
PIP Coverage	0	0	0	0	1	0	3	0	4	0%	0%	25%	0%	75%	0%
Real Property	0	0	0	0	3	0	2	1	6	0%	0%	50%	0%	33%	17%
Tort Other	1	0	1	0	10	1	12	1	25	4%	0%	40%	4%	48%	4%
Toxic Tort	0	0	0	0	1	0	0	0	1	0%	0%	100%	0%	0%	0%
UM/UIM Bod Inj	2	0	2	0	12	0	17	0	31	6%	0%	39%	0%	55%	0%
Total	21	5	26	16	319	111	563	153	1,188	2%	1%	27%	9%	47%	13%

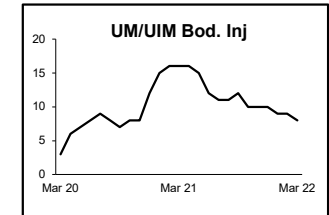
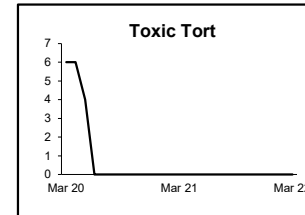
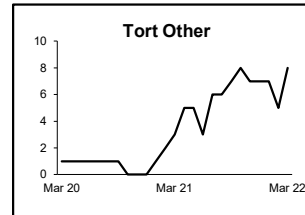
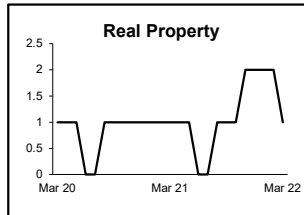
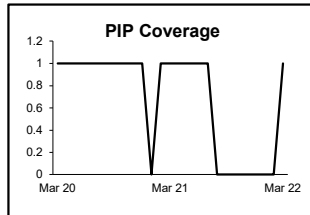
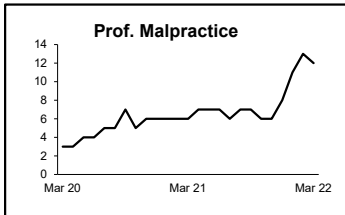
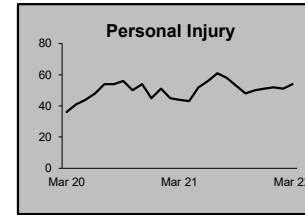
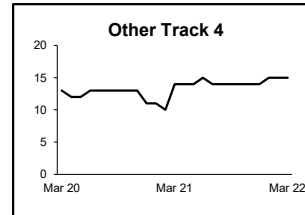
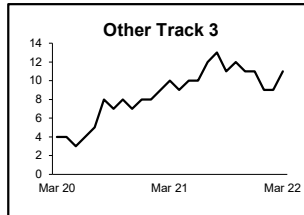
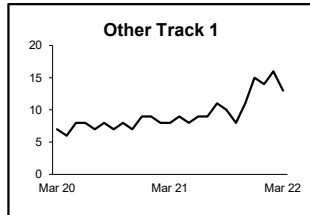
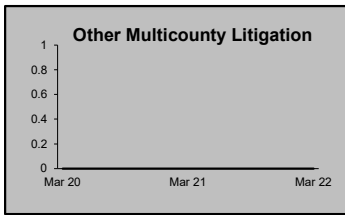
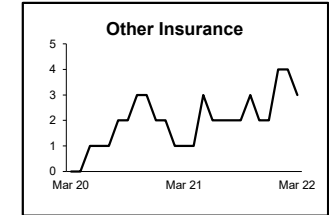
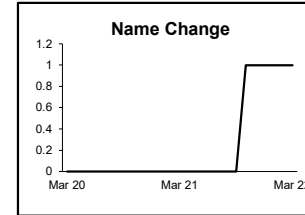
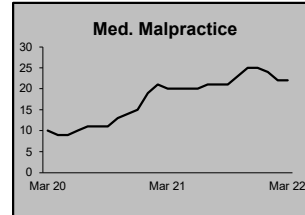
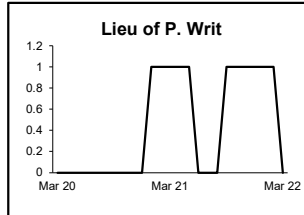
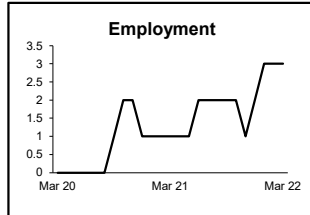
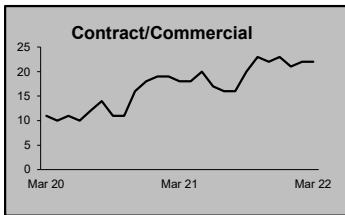
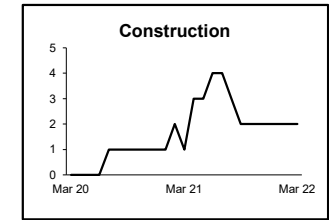
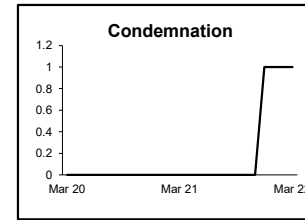
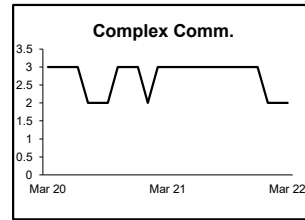
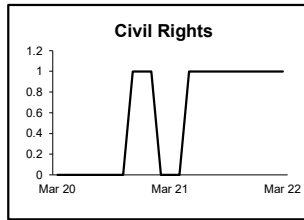
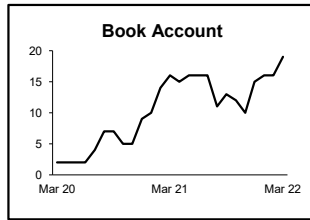
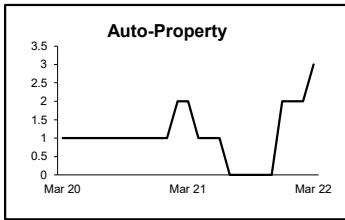
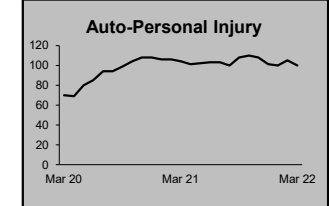
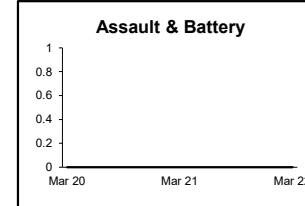
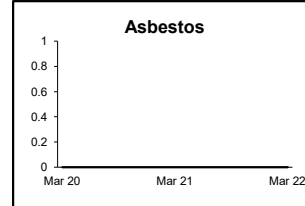
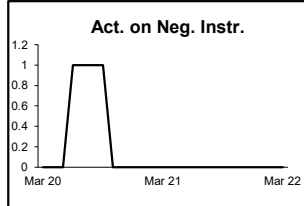
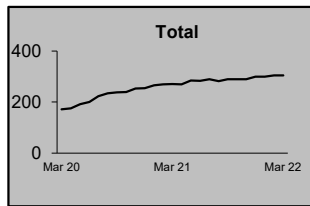
Monthly Resolutions



NOTE: Some Multicounty Litigation (MCL) cases were transferred in November 2014: Atlantic to Bergen = 8,935; Atlantic to Middlesex = 4,070.

**CIVIL BACKLOG BY CASETYPE
MARCH 2022
GLOUCESTER**

	Total	Backlog	% chg
Mar 20		172	
Mar 21		271	58%
Mar 22		305	13%



1) Casetypes with the state's largest backlogs are highlighted.

2) Some Multicounty Litigation (MCL) cases were transferred in November 2014: Atlantic to Bergen = 8,935; Atlantic to Middlesex = 4,070.

CIVIL CASELOAD SUMMARY BY CASETYPE
JULY 2021 - MARCH 2022
HUDSON

	Filings			Resolutions			Clearance		Backlog			Backlog Percent		Backlog Per 100 Monthly Filings		Active Pending		
	Jul 2020 to Mar 2021	Jul 2021 to Mar 2022	percent change	Jul 2020 to Mar 2021	Jul 2021 to Mar 2022	percent change	Jul 2021 - Mar 2022		Mar 2021	Mar 2022	percent change	Mar 2021	Mar 2022	Mar 2021	Mar 2022	Mar 2021	Mar 2022	percent change
							number	percent										
Act on Neg Inst	2	4	100%	8	5	-38%	1	125%	1	0	-100%	33%	0%	200	0	3	3	0%
Asbestos	0	0	0%	0	0	0%	0	100%	0	0	0%	0%	0%	0	0	0	0	0%
Assault & Bat	18	23	28%	15	15	0%	-8	65%	6	3	-50%	19%	8%	288	133	32	38	19%
Auto - Pers Inj	1,679	1,519	-10%	1,544	1,621	5%	102	107%	742	795	7%	25%	28%	397	458	2,998	2,867	-4%
Auto - Property	64	48	-25%	59	54	-8%	6	113%	3	8	167%	5%	15%	51	150	65	52	-20%
Book Account	499	420	-16%	416	538	29%	118	128%	25	40	60%	7%	14%	53	80	377	281	-25%
Civil Rights	11	8	-27%	6	4	-33%	-4	50%	4	7	75%	29%	37%	343	764	14	19	36%
Complex Comm	10	13	30%	8	16	100%	3	123%	10	9	-10%	45%	35%	923	514	22	26	18%
Condemnation	5	5	0%	2	0	-100%	-5	0%	3	8	167%	27%	50%	720	1,920	11	16	45%
Construction	22	11	-50%	27	22	-19%	11	200%	13	14	8%	33%	56%	503	1,050	40	25	-38%
Contract/Comm	453	416	-8%	434	474	9%	58	114%	86	96	12%	18%	19%	195	187	491	497	1%
Employment	11	4	-64%	13	7	-46%	3	175%	5	5	0%	36%	42%	400	600	14	12	-14%
Lieu of P. Writ	44	29	-34%	27	28	4%	-1	97%	11	16	45%	17%	26%	240	492	63	61	-3%
Medical Malprac	37	29	-22%	17	31	82%	2	107%	26	37	42%	27%	37%	709	1,138	98	99	1%
Name Change	92	171	86%	86	167	94%	-4	98%	0	1		0%	3%	0	6	21	36	71%
Other Insurance	21	24	14%	21	28	33%	4	117%	12	9	-25%	40%	33%	480	284	30	27	-10%
Other MCL	0	0	0%	0	0	0%	0	100%	0	0	0%	0%	0%	0	0	0	0	0%
Other Track 1	165	221	34%	114	224	96%	3	101%	32	49	53%	22%	28%	192	188	148	172	16%
Other Track 3	85	87	2%	80	75	-6%	-12	86%	29	39	34%	19%	23%	300	407	149	166	11%
Other Track 4	10	8	-20%	6	9	50%	1	113%	21	23	10%	51%	52%	1,800	1,624	41	44	7%
Personal Injury	557	542	-3%	559	566	1%	24	104%	343	373	9%	29%	33%	550	623	1,188	1,144	-4%
Prod Liability	7	10	43%	4	9	125%	-1	90%	4	4	0%	20%	22%	480	369	20	18	-10%
Prof Malpractic	12	13	8%	11	13	18%	0	100%	12	21	75%	27%	46%	800	1,482	45	46	2%
PIP Coverage	14	14	0%	15	19	27%	5	136%	4	4	0%	36%	33%	300	218	11	12	9%
Real Property	21	16	-24%	12	15	25%	-1	94%	3	11	267%	17%	48%	133	528	18	23	28%
Tort Other	117	108	-8%	135	102	-24%	-6	94%	50	54	8%	27%	31%	380	518	183	173	-5%
Toxic Tort	1	2	100%	0	1		-1	50%	0	0	0%	0%	0%	0	0	2	2	0%
UM/UM Bod Inj	83	64	-23%	91	74	-19%	10	116%	26	28	8%	22%	25%	300	400	119	111	-7%
Total	4,040	3,809	-6%	3,710	4,117	11%	308	108%	1,471	1,654	12%	24%	28%	342	379	6,203	5,970	-4%

NOTE: Some Multicounty Litigation (MCL) cases were transferred in November 2014: Atlantic to Bergen = 8,935; Atlantic to Middlesex = 4,070.

CIVIL BACKLOG SUMMARY BY CASETYPE

March 2022

HUDSON

	Cases in Backlog															
	Track 1					Track 2				Track 3			Track 4			Total Backlog
	12 to 18 months	18 to 24 months	24 to 36 months	over 36 months	Total Track 1	18 to 24 months	24 to 36 months	over 36 months	Total Track 2	24 to 36 months	over 36 months	Total Track 3	24 to 36 months	over 36 months	Total Track 4	
Act on Neg Inst	0	0	0	0	0	0	0	0	0	0	0	0	0	0	0	0
Asbestos	0	0	0	0	0	0	0	0	0	0	0	0	0	0	0	0
Assault & Bat	0	0	0	0	0	0	0	0	0	2	1	3	0	0	0	0
Auto - Pers Inj	0	0	0	0	0	338	344	113	795	0	0	0	0	0	0	795
Auto - Property	0	0	0	0	0	3	4	1	8	0	0	0	0	0	0	8
Book Account	22	9	6	2	39	0	0	0	0	0	0	0	1	0	1	40
Civil Rights	0	0	0	0	0	0	0	0	0	3	4	7	0	0	0	7
Complex Comm	0	0	0	0	0	0	0	0	0	0	0	0	4	5	9	9
Condemnation	0	0	0	0	0	0	0	0	0	5	3	8	0	0	0	8
Construction	0	0	0	0	0	2	9	2	13	1	0	1	0	0	0	14
Contract/Comm	0	0	0	0	0	32	36	27	95	0	1	1	0	0	0	96
Employment	0	0	0	0	0	0	0	5	5	0	0	0	0	0	0	5
Lieu of P. Writ	0	0	0	0	0	0	0	0	0	0	0	0	6	10	16	16
Medical Malprac	0	0	0	0	0	0	0	0	0	23	14	37	0	0	0	37
Name Change	1	0	0	0	1	0	0	0	0	0	0	0	0	0	0	1
Other Insurance	3	4	2	0	9	0	0	0	0	0	0	0	0	0	0	9
Other MCL	0	0	0	0	0	0	0	0	0	0	0	0	0	0	0	0
Other Track 1	26	7	10	4	47	1	1	0	2	0	0	0	0	0	0	49
Other Track 3	0	0	0	0	0	0	0	0	0	27	12	39	0	0	0	39
Other Track 4	0	0	0	0	0	0	0	0	0	0	0	0	6	17	23	23
Personal Injury	0	0	0	0	0	158	143	72	373	0	0	0	0	0	0	373
Prod Liability	0	0	0	0	0	0	0	0	0	1	3	4	0	0	0	4
Prof Malpractic	0	0	0	0	0	0	0	0	0	10	11	21	0	0	0	21
PIP Coverage	2	1	0	1	4	0	0	0	0	0	0	0	0	0	0	4
Real Property	4	5	2	0	11	0	0	0	0	0	0	0	0	0	0	11
Tort Other	0	0	0	0	0	9	36	9	54	0	0	0	0	0	0	54
Toxic Tort	0	0	0	0	0	0	0	0	0	0	0	0	0	0	0	0
UM/UIM Bod Inj	0	0	0	0	0	10	12	6	28	0	0	0	0	0	0	28
Total	58	26	20	7	111	553	585	235	1,373	72	49	121	17	32	49	1,654

NOTE: Some Multicounty Litigation (MCL) cases were transferred in November 2014: Atlantic to Bergen = 8,935; Atlantic to Middlesex = 4,070.

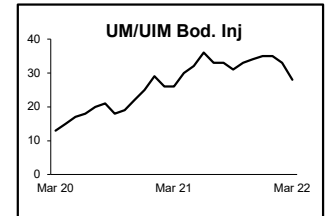
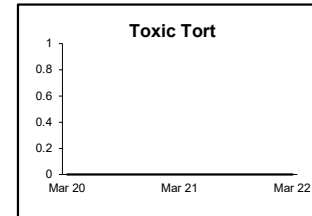
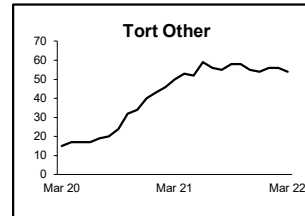
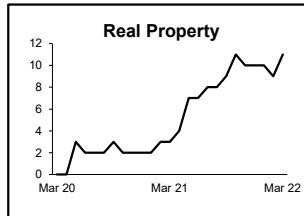
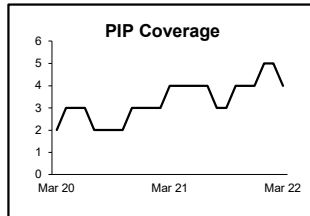
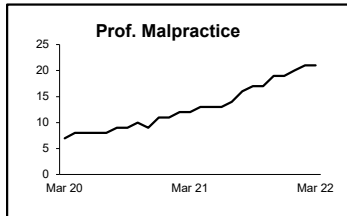
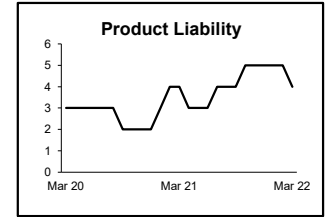
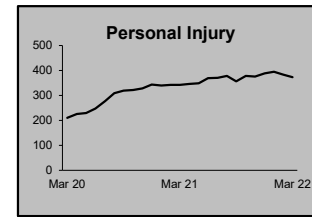
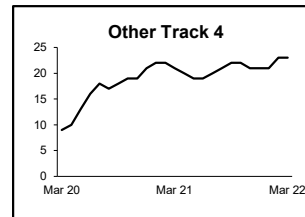
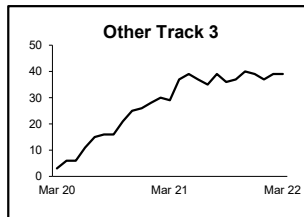
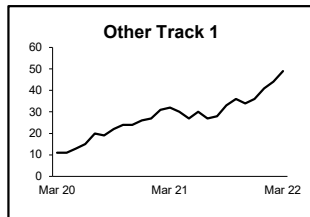
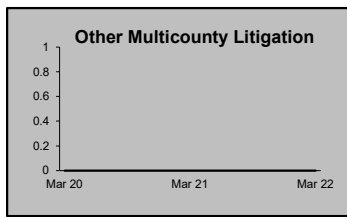
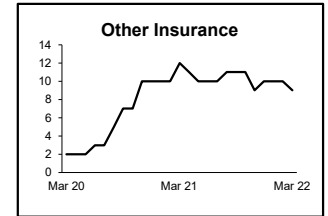
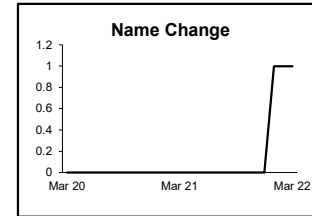
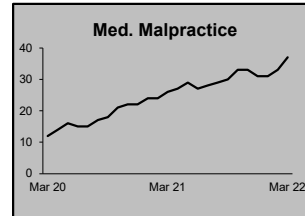
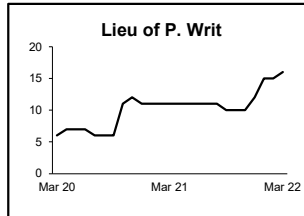
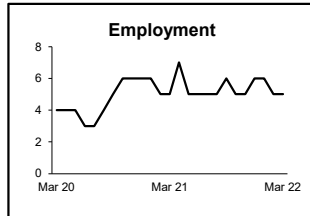
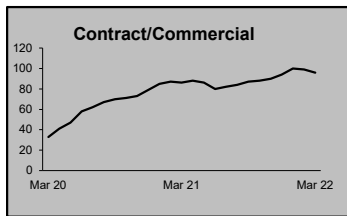
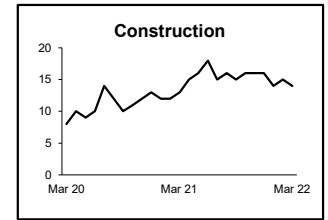
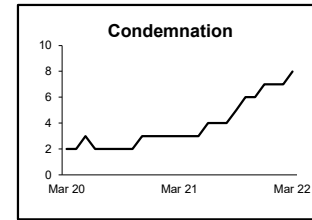
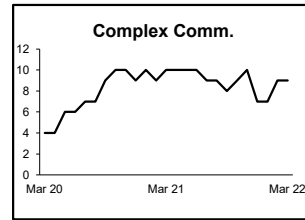
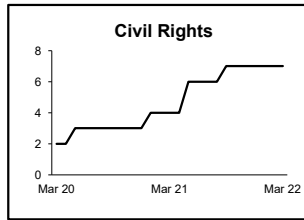
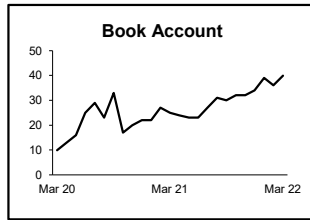
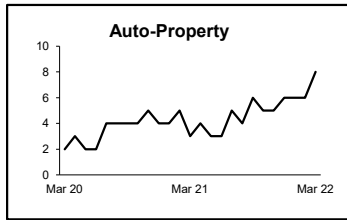
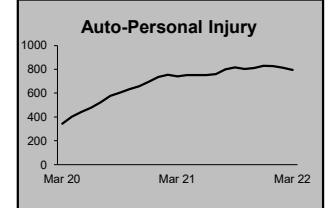
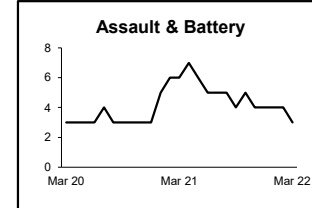
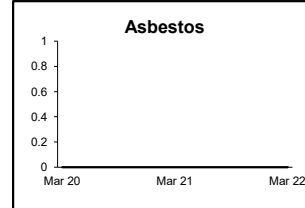
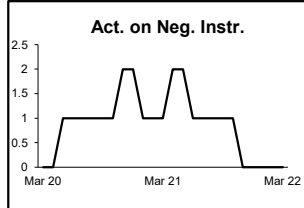
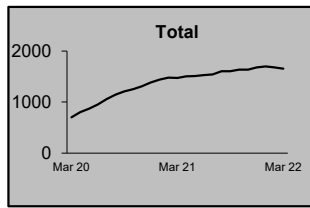
**CIVIL RESOLUTION SUMMARY BY CASETYPE
JULY 2021 - MARCH 2022
HUDSON**

	Trial			Summary					Total	Percent resolved by						Monthly Resolutions
	Jury	Nonjury	Total	Judgment	Settlement	Default Judgment	Dismiss	Other		Trial	Sum Jud	Settle	Default J	Dismiss	Other	
Act on Neg Inst	0	0	0	0	4	0	1	0	5	0%	0%	80%	0%	20%	0%	
Asbestos	0	0	0	0	0	0	0	0	0	0%	0%	0%	0%	0%	0%	
Assault & Bat	0	0	0	0	8	0	2	5	15	0%	0%	53%	0%	13%	33%	
Auto - Pers Inj	15	0	15	14	1,115	10	414	53	1,621	1%	1%	69%	1%	26%	3%	
Auto - Property	0	0	0	0	15	12	26	1	54	0%	0%	28%	22%	48%	2%	
Book Account	0	0	0	14	164	186	169	5	538	0%	3%	30%	35%	31%	1%	
Civil Rights	0	0	0	0	1	0	3	0	4	0%	0%	25%	0%	75%	0%	
Complex Commer	0	0	0	1	8	0	5	2	16	0%	6%	50%	0%	31%	13%	
Condemnation	0	0	0	0	0	0	0	0	0	0%	0%	0%	0%	0%	0%	
Construction	0	1	1	1	12	2	6	0	22	5%	5%	55%	9%	27%	0%	
Contract/Commer	2	2	4	22	148	113	171	16	474	1%	5%	31%	24%	36%	3%	
Employment	0	0	0	0	1	1	3	2	7	0%	0%	14%	14%	43%	29%	
Lieu of P. Writ	0	6	6	1	3	0	14	4	28	21%	4%	11%	0%	50%	14%	
Medical Malprac	0	0	0	1	19	0	11	0	31	0%	3%	61%	0%	35%	0%	
Name Change	0	0	0	0	0	0	2	165	167	0%	0%	0%	0%	1%	99%	
Other Insurance	0	0	0	1	13	2	9	3	28	0%	4%	46%	7%	32%	11%	
Other MCL	0	0	0	0	0	0	0	0	0	0%	0%	0%	0%	0%	0%	
Other Track 1	0	1	1	1	57	25	63	77	224	0%	0%	25%	11%	28%	34%	
Other Track 3	0	0	0	9	44	0	12	10	75	0%	12%	59%	0%	16%	13%	
Other Track 4	0	0	0	0	2	4	2	1	9	0%	0%	22%	44%	22%	11%	
Personal Injury	3	0	3	30	379	15	104	35	566	1%	5%	67%	3%	18%	6%	
Prod Liability	0	0	0	0	5	0	2	2	9	0%	0%	56%	0%	22%	22%	
Prof Malpractic	0	0	0	0	9	0	4	0	13	0%	0%	69%	0%	31%	0%	
PIP Coverage	0	0	0	0	11	0	7	1	19	0%	0%	58%	0%	37%	5%	
Real Property	0	0	0	2	6	1	4	2	15	0%	13%	40%	7%	27%	13%	
Tort Other	0	1	1	1	53	3	37	7	102	1%	1%	52%	3%	36%	7%	
Toxic Tort	0	0	0	0	0	0	1	0	1	0%	0%	0%	0%	100%	0%	
UM/UIM Bod Inj	0	0	0	0	52	2	20	0	74	0%	0%	70%	3%	27%	0%	
Total	20	11	31	98	2,129	376	1,092	391	4,117	1%	2%	52%	9%	27%	9%	

NOTE: Some Multicounty Litigation (MCL) cases were transferred in November 2014: Atlantic to Bergen = 8,935; Atlantic to Middlesex = 4,070.

**CIVIL BACKLOG BY CASETYPE
MARCH 2022
HUDSON**

	Total	Backlog	% chg
Mar 20		706	
Mar 21		1,471	108%
Mar 22		1,654	12%



1) Casetypes with the state's largest backlogs are highlighted.

2) Some Multicounty Litigation (MCL) cases were transferred in November 2014: Atlantic to Bergen = 8,935; Atlantic to Middlesex = 4,070.

CIVIL CASELOAD SUMMARY BY CASETYPE
JULY 2021 - MARCH 2022
HUNTERDON

	Filings			Resolutions			Clearance		Backlog			Backlog Percent		Backlog Per 100 Monthly Filings		Active Pending		
	Jul 2020 to Mar 2021	Jul 2021 to Mar 2022	percent change	Jul 2020 to Mar 2021	Jul 2021 to Mar 2022	percent change	Jul 2021 - Mar 2022		Mar 2021	Mar 2022	percent change	Mar 2021	Mar 2022	Mar 2021	Mar 2022	Mar 2021	Mar 2022	percent change
							number	percent										
Act on Neg Inst	1	2	100%	2	0	-100%	-2	0%	0	0	0%	0%	0%	0	0	0	2	
Asbestos	0	0	0%	0	0	0%	0	100%	0	0	0%	0%	0%	0	0	0	0	0%
Assault & Bat	1	10	900%	0	6		-4	60%	1	1	0%	50%	9%	1,200	100	2	11	450%
Auto - Pers Inj	73	43	-41%	56	55	-2%	12	128%	33	32	-3%	28%	30%	440	600	116	108	-7%
Auto - Property	5	6	20%	3	5	67%	-1	83%	0	0	0%	0%	0%	0	0	4	6	50%
Book Account	83	107	29%	77	104	35%	-3	97%	9	6	-33%	15%	10%	109	52	60	62	3%
Civil Rights	3	13	333%	4	6	50%	-7	46%	15	0	-100%	94%	0%	4,500	0	16	10	-38%
Complex Comm	4	0	-100%	4	1	-75%	1	100%	0	4		0%	67%	0		7	6	-14%
Condemnation	0	0	0%	0	0	0%	0	100%	0	0	0%	0%	0%	0	0	0	0	0%
Construction	3	6	100%	7	2	-71%	-4	33%	1	2	100%	17%	29%	171	400	6	7	17%
Contract/Comm	79	71	-10%	76	70	-8%	-1	99%	9	13	44%	11%	18%	121	168	79	74	-6%
Employment	0	1		2	1	-50%	0	100%	0	0	0%	0%	0%	0	0	0	0	0%
Lieu of P. Writ	4	3	-25%	7	4	-43%	1	133%	2	0	-100%	20%	0%	300	0	10	7	-30%
Medical Malprac	10	2	-80%	4	5	25%	3	250%	10	18	80%	32%	62%	800	5,400	31	29	-6%
Name Change	32	61	91%	19	56	195%	-5	92%	0	0	0%	0%	0%	0	0	15	25	67%
Other Insurance	11	6	-45%	4	12	200%	6	200%	2	2	0%	17%	67%	171	300	12	3	-75%
Other MCL	0	0	0%	0	0	0%	0	100%	0	0	0%	0%	0%	0	0	0	0	0%
Other Track 1	30	36	20%	24	42	75%	6	117%	1	1	0%	6%	6%	32	23	16	18	13%
Other Track 3	19	22	16%	9	12	33%	-10	55%	8	10	25%	26%	25%	436	444	31	40	29%
Other Track 4	1	0	-100%	0	0	0%	0	100%	3	5	67%	75%	83%	3,600		4	6	50%
Personal Injury	33	48	45%	36	39	8%	-9	81%	24	24	0%	32%	31%	588	472	74	77	4%
Prod Liability	2	4	100%	2	3	50%	-1	75%	0	0	0%	0%	0%	0	0	2	3	50%
Prof Malpractic	7	1	-86%	3	8	167%	7	800%	6	4	-33%	35%	33%	800	1,200	17	12	-29%
PIP Coverage	10	2	-80%	5	5	0%	3	250%	0	0	0%	0%	0%	0	0	5	0	-100%
Real Property	4	6	50%	0	4		-2	67%	0	1		0%	17%	0	150	4	6	50%
Tort Other	12	15	25%	11	12	9%	-3	80%	6	10	67%	30%	42%	400	600	20	24	20%
Toxic Tort	1	0	-100%	1	0	-100%	0	100%	0	0	0%	0%	0%	0	0	0	0	0%
UM/UM Bod Inj	3	3	0%	2	2	0%	-1	67%	0	2		0%	20%	0	300	4	10	150%
Total	431	468	9%	358	454	27%	-14	97%	130	135	4%	24%	25%	292	258	535	546	2%

NOTE: Some Multicounty Litigation (MCL) cases were transferred in November 2014: Atlantic to Bergen = 8,935; Atlantic to Middlesex = 4,070.

CIVIL BACKLOG SUMMARY BY CASETYPE

March 2022

HUNTERDON

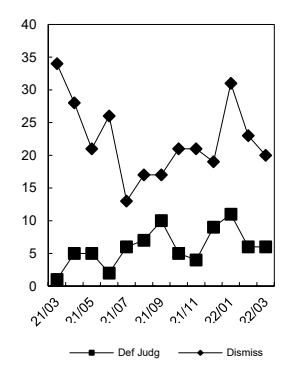
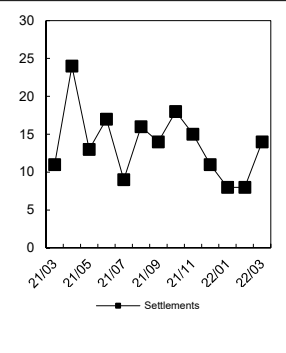
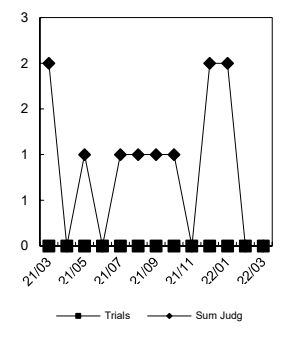
	Cases in Backlog															
	Track 1					Track 2				Track 3			Track 4			Total Backlog
	12 to 18 months	18 to 24 months	24 to 36 months	over 36 months	Total Track 1	18 to 24 months	24 to 36 months	over 36 months	Total Track 2	24 to 36 months	over 36 months	Total Track 3	24 to 36 months	over 36 months	Total Track 4	
Act on Neg Inst	0	0	0	0	0	0	0	0	0	0	0	0	0	0	0	0
Asbestos	0	0	0	0	0	0	0	0	0	0	0	0	0	0	0	0
Assault & Bat	0	0	0	0	0	0	0	0	0	0	1	1	0	0	0	0
Auto - Pers Inj	0	0	0	0	0	13	15	4	32	0	0	0	0	0	0	32
Auto - Property	0	0	0	0	0	0	0	0	0	0	0	0	0	0	0	0
Book Account	2	2	2	0	6	0	0	0	0	0	0	0	0	0	0	6
Civil Rights	0	0	0	0	0	0	0	0	0	0	0	0	0	0	0	0
Complex Comm	0	0	0	0	0	0	0	0	0	0	0	0	4	0	4	4
Condemnation	0	0	0	0	0	0	0	0	0	0	0	0	0	0	0	0
Construction	0	0	0	0	0	1	1	0	2	0	0	0	0	0	0	2
Contract/Comm	0	0	0	0	0	4	7	2	13	0	0	0	0	0	0	13
Employment	0	0	0	0	0	0	0	0	0	0	0	0	0	0	0	0
Lieu of P. Writ	0	0	0	0	0	0	0	0	0	0	0	0	0	0	0	0
Medical Malprac	0	0	0	0	0	0	0	0	0	8	10	18	0	0	0	18
Name Change	0	0	0	0	0	0	0	0	0	0	0	0	0	0	0	0
Other Insurance	2	0	0	0	2	0	0	0	0	0	0	0	0	0	0	2
Other MCL	0	0	0	0	0	0	0	0	0	0	0	0	0	0	0	0
Other Track 1	1	0	0	0	1	0	0	0	0	0	0	0	0	0	0	1
Other Track 3	0	0	0	0	0	0	0	0	0	4	6	10	0	0	0	10
Other Track 4	0	0	0	0	0	0	0	0	0	0	0	0	2	3	5	5
Personal Injury	0	0	0	0	0	8	10	6	24	0	0	0	0	0	0	24
Prod Liability	0	0	0	0	0	0	0	0	0	0	0	0	0	0	0	0
Prof Malpractic	0	0	0	0	0	0	0	0	0	2	2	4	0	0	0	4
PIP Coverage	0	0	0	0	0	0	0	0	0	0	0	0	0	0	0	0
Real Property	1	0	0	0	1	0	0	0	0	0	0	0	0	0	0	1
Tort Other	0	0	0	0	0	3	5	2	10	0	0	0	0	0	0	10
Toxic Tort	0	0	0	0	0	0	0	0	0	0	0	0	0	0	0	0
UM/UIM Bod Inj	0	0	0	0	0	1	1	0	2	0	0	0	0	0	0	2
Total	6	2	2	0	10	30	39	14	83	14	19	33	6	3	9	135

NOTE: Some Multicounty Litigation (MCL) cases were transferred in November 2014: Atlantic to Bergen = 8,935; Atlantic to Middlesex = 4,070.

**CIVIL RESOLUTION SUMMARY BY CASETYPE
JULY 2021 - MARCH 2022
HUNTERDON**

	Trial			Summary					Total	Percent resolved by					
	Jury	Nonjury	Total	Judgment	Settlement	Default Judgment	Dismiss	Other		Trial	Sum Jud	Settle	Default J	Dismiss	Other
Act on Neg Inst	0	0	0	0	0	0	0	0	0	0%	0%	0%	0%	0%	0%
Asbestos	0	0	0	0	0	0	0	0	0	0%	0%	0%	0%	0%	0%
Assault & Bat	0	0	0	0	0	0	6	0	6	0%	0%	0%	0%	100%	0%
Auto - Pers Inj	0	0	0	1	21	0	32	1	55	0%	2%	38%	0%	58%	2%
Auto - Property	0	0	0	0	0	1	3	1	5	0%	0%	0%	20%	60%	20%
Book Account	0	0	0	5	27	35	32	5	104	0%	5%	26%	34%	31%	5%
Civil Rights	0	0	0	0	1	0	1	4	6	0%	0%	17%	0%	17%	67%
Complex Commer	0	0	0	0	0	0	1	0	1	0%	0%	0%	0%	100%	0%
Condemnation	0	0	0	0	0	0	0	0	0	0%	0%	0%	0%	0%	0%
Construction	0	0	0	0	0	0	1	1	2	0%	0%	0%	0%	50%	50%
Contract/Commer	0	0	0	1	19	20	26	4	70	0%	1%	27%	29%	37%	6%
Employment	0	0	0	0	1	0	0	0	1	0%	0%	100%	0%	0%	0%
Lieu of P. Writ	0	0	0	0	0	0	4	0	4	0%	0%	0%	0%	100%	0%
Medical Malprac	0	0	0	0	0	0	5	0	5	0%	0%	0%	0%	100%	0%
Name Change	0	0	0	0	0	0	2	54	56	0%	0%	0%	0%	4%	96%
Other Insurance	0	0	0	0	4	1	4	3	12	0%	0%	33%	8%	33%	25%
Other MCL	0	0	0	0	0	0	0	0	0	0%	0%	0%	0%	0%	0%
Other Track 1	0	0	0	0	13	3	18	8	42	0%	0%	31%	7%	43%	19%
Other Track 3	0	0	0	0	4	0	8	0	12	0%	0%	33%	0%	67%	0%
Other Track 4	0	0	0	0	0	0	0	0	0	0%	0%	0%	0%	0%	0%
Personal Injury	0	0	0	1	16	1	21	0	39	0%	3%	41%	3%	54%	0%
Prod Liability	0	0	0	0	1	0	1	1	3	0%	0%	33%	0%	33%	33%
Prof Malpractic	0	0	0	0	3	1	3	1	8	0%	0%	38%	13%	38%	13%
PIP Coverage	0	0	0	0	0	0	1	4	5	0%	0%	0%	0%	20%	80%
Real Property	0	0	0	0	2	0	2	0	4	0%	0%	50%	0%	50%	0%
Tort Other	0	0	0	0	1	2	9	0	12	0%	0%	8%	17%	75%	0%
Toxic Tort	0	0	0	0	0	0	0	0	0	0%	0%	0%	0%	0%	0%
UM/UIM Bod Inj	0	0	0	0	0	0	2	0	2	0%	0%	0%	0%	100%	0%
Total	0	0	0	8	113	64	182	87	454	0%	2%	25%	14%	40%	19%

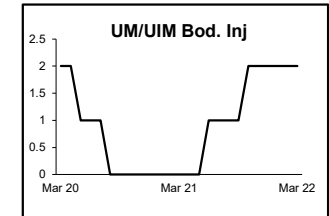
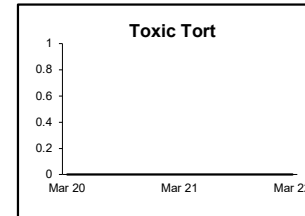
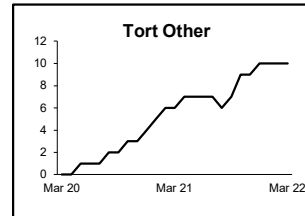
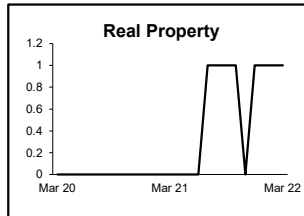
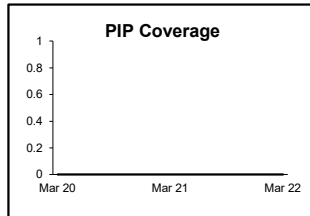
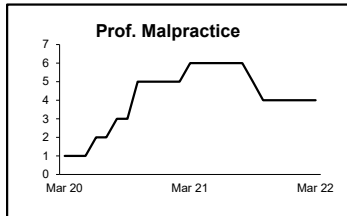
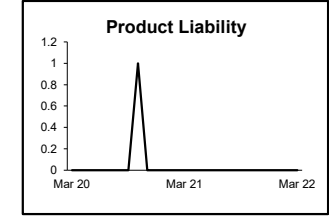
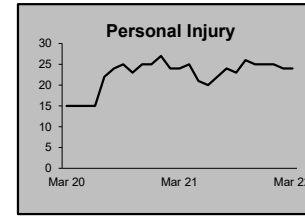
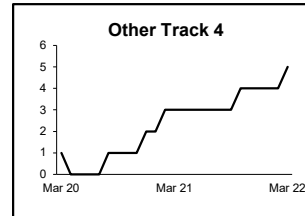
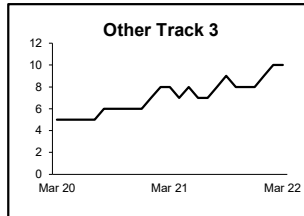
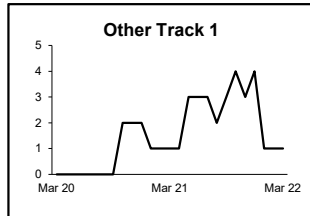
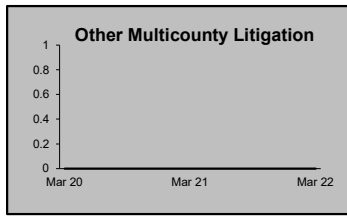
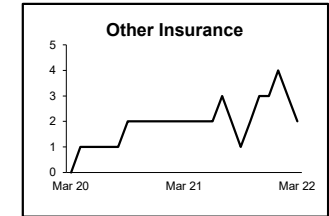
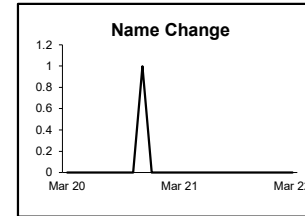
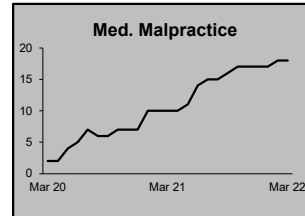
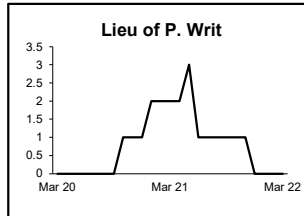
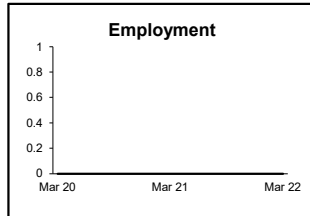
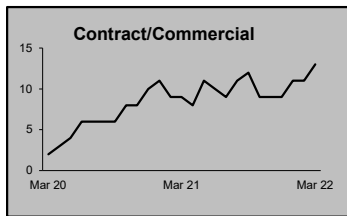
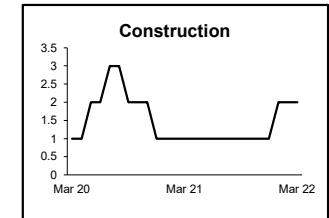
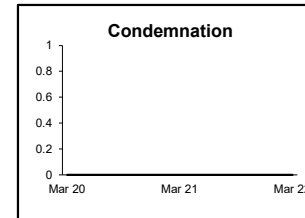
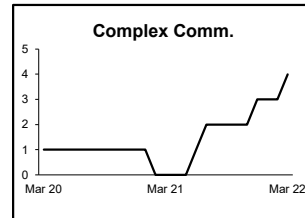
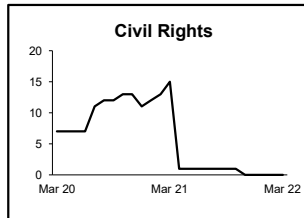
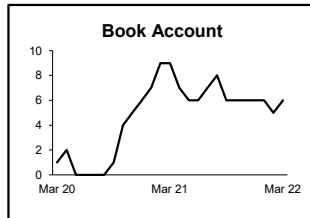

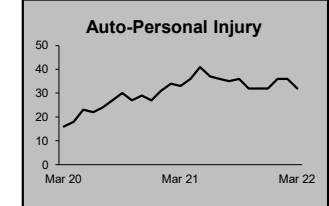
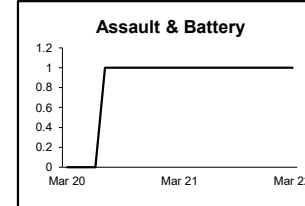
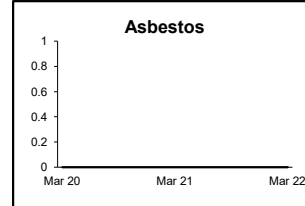

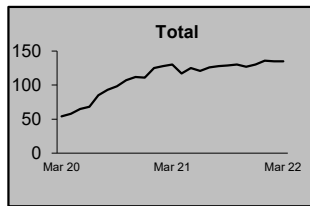
Monthly Resolutions



NOTE: Some Multicounty Litigation (MCL) cases were transferred in November 2014: Atlantic to Bergen = 8,935; Atlantic to Middlesex = 4,070.

**CIVIL BACKLOG BY CASETYPE
MARCH 2022
HUNTERDON**

	Total	Backlog	% chg
Mar 20	54		
Mar 21	130	141%	
Mar 22	135	4%	



1) Casetypes with the state's largest backlogs are highlighted.

2) Some Multicounty Litigation (MCL) cases were transferred in November 2014: Atlantic to Bergen = 8,935; Atlantic to Middlesex = 4,070.

CIVIL CASELOAD SUMMARY BY CASETYPE
JULY 2021 - MARCH 2022
MERCER

	Filings			Resolutions			Clearance		Backlog			Backlog Percent		Backlog Per 100 Monthly Filings		Active Pending		
	Jul 2020 to Mar 2021	Jul 2021 to Mar 2022	percent change	Jul 2020 to Mar 2021	Jul 2021 to Mar 2022	percent change	Jul 2021 - Mar 2022		Mar 2021	Mar 2022	percent change	Mar 2021	Mar 2022	Mar 2021	Mar 2022	Mar 2021	Mar 2022	percent change
							number	percent										
Act on Neg Inst	2	2	0%	3	2	-33%	0	100%	0	0	0%	0%	0%	0	0	2	2	0%
Asbestos	0	0	0%	0	0	0%	0	100%	0	0	0%	0%	0%	0	0	0	0	0%
Assault & Bat	19	65	242%	4	13	225%	-52	20%	10	19	90%	24%	21%	600	340	41	92	124%
Auto - Pers Inj	557	558	0%	491	647	32%	89	116%	297	233	-22%	28%	23%	486	353	1,063	1,026	-3%
Auto - Property	34	39	15%	25	34	36%	-5	87%	3	4	33%	8%	10%	84	94	38	40	5%
Book Account	248	234	-6%	226	262	16%	28	112%	8	4	-50%	5%	3%	35	15	164	137	-16%
Civil Rights	23	50	117%	15	26	73%	-24	52%	17	14	-18%	33%	19%	600	300	51	74	45%
Complex Comm	11	6	-45%	15	11	-27%	5	183%	8	8	0%	38%	53%	600	1,371	21	15	-29%
Condemnation	0	3		1	4	300%	1	133%	3	2	-33%	75%	67%	3,600	800	4	3	-25%
Construction	10	8	-20%	14	8	-43%	0	100%	6	6	0%	30%	32%	554	514	20	19	-5%
Contract/Comm	219	195	-11%	198	204	3%	9	105%	54	47	-13%	21%	20%	237	208	253	234	-8%
Employment	3	14	367%	9	9	0%	-5	64%	3	2	-33%	30%	18%	720	120	10	11	10%
Lieu of P. Writ	20	23	15%	28	23	-18%	0	100%	1	6	500%	4%	24%	44	267	23	25	9%
Medical Malprac	34	30	-12%	20	22	10%	-8	73%	35	52	49%	32%	44%	894	1,451	110	119	8%
Name Change	64	95	48%	54	89	65%	-6	94%	0	0	0%	0%	0%	0	0	17	21	24%
Other Insurance	20	17	-15%	36	19	-47%	2	112%	13	7	-46%	46%	32%	538	350	28	22	-21%
Other MCL	4	0	-100%	4	0	-100%	0	100%	0	0	0%	0%	0%	0	0	0	0	0%
Other Track 1	159	151	-5%	146	130	-11%	-21	86%	17	17	0%	14%	13%	92	102	124	136	10%
Other Track 3	100	84	-16%	65	102	57%	18	121%	65	78	20%	29%	36%	569	800	224	219	-2%
Other Track 4	5	17	240%	13	7	-46%	-10	41%	7	9	29%	39%	30%	1,050	491	18	30	67%
Personal Injury	251	308	23%	237	269	14%	-39	87%	170	150	-12%	33%	26%	671	437	522	575	10%
Prod Liability	13	24	85%	3	6	100%	-18	25%	7	3	-57%	33%	7%	560	113	21	42	100%
Prof Malpractic	17	9	-47%	10	20	100%	11	222%	26	18	-31%	44%	41%	1,418	1,440	59	44	-25%
PIP Coverage	5	9	80%	7	4	-43%	-5	44%	1	0	-100%	33%	0%	150	0	3	7	133%
Real Property	7	11	57%	7	6	-14%	-5	55%	1	2	100%	20%	20%	150	171	5	10	100%
Tort Other	72	81	13%	64	53	-17%	-28	65%	15	22	47%	19%	18%	209	234	80	119	49%
Toxic Tort	3	2	-33%	1	1	0%	-1	50%	0	1		0%	20%	0	300	3	5	67%
UM/UIM Bod Inj	38	47	24%	31	50	61%	3	106%	24	20	-17%	29%	27%	565	414	82	75	-9%
Total	1,938	2,082	7%	1,727	2,021	17%	-61	97%	791	724	-8%	26%	23%	387	308	2,986	3,102	4%

NOTE: Some Multicounty Litigation (MCL) cases were transferred in November 2014: Atlantic to Bergen = 8,935; Atlantic to Middlesex = 4,070.

CIVIL BACKLOG SUMMARY BY CASETYPE

March 2022

MERCER

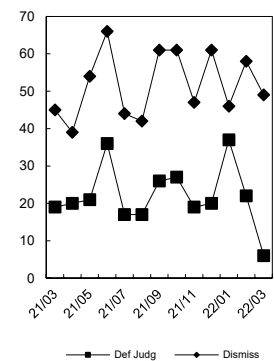
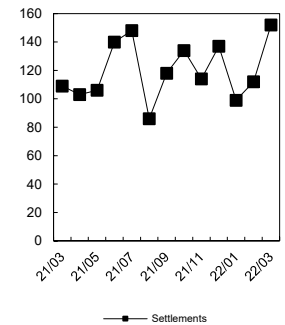
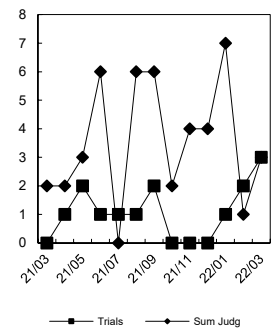
	Cases in Backlog															
	Track 1					Track 2				Track 3			Track 4			Total Backlog
	12 to 18 months	18 to 24 months	24 to 36 months	over 36 months	Total Track 1	18 to 24 months	24 to 36 months	over 36 months	Total Track 2	24 to 36 months	over 36 months	Total Track 3	24 to 36 months	over 36 months	Total Track 4	
Act on Neg Inst	0	0	0	0	0	0	0	0	0	0	0	0	0	0	0	0
Asbestos	0	0	0	0	0	0	0	0	0	0	0	0	0	0	0	0
Assault & Bat	0	0	0	0	0	0	0	0	0	12	7	19	0	0	0	19
Auto - Pers Inj	0	0	0	0	0	107	91	35	233	0	0	0	0	0	0	233
Auto - Property	0	0	0	0	0	1	1	2	4	0	0	0	0	0	0	4
Book Account	1	0	0	0	1	1	1	0	2	1	0	1	0	0	0	4
Civil Rights	0	0	0	0	0	0	0	0	0	4	10	14	0	0	0	14
Complex Comm	0	0	0	0	0	0	0	0	0	0	0	0	3	5	8	8
Condemnation	0	0	0	0	0	0	0	0	0	0	2	2	0	0	0	2
Construction	0	0	0	0	0	1	4	1	6	0	0	0	0	0	0	6
Contract/Comm	0	0	0	0	0	17	19	11	47	0	0	0	0	0	0	47
Employment	0	0	0	0	0	0	2	0	2	0	0	0	0	0	0	2
Lieu of P. Writ	0	0	0	0	0	0	0	0	0	0	0	0	4	2	6	6
Medical Malprac	0	0	0	0	0	0	0	0	0	31	21	52	0	0	0	52
Name Change	0	0	0	0	0	0	0	0	0	0	0	0	0	0	0	0
Other Insurance	0	0	0	0	0	4	1	1	6	0	0	0	0	1	1	7
Other MCL	0	0	0	0	0	0	0	0	0	0	0	0	0	0	0	0
Other Track 1	4	3	0	0	7	4	3	2	9	1	0	1	0	0	0	17
Other Track 3	0	0	0	0	0	0	0	0	0	36	42	78	0	0	0	78
Other Track 4	0	0	0	0	0	0	0	0	0	0	0	0	3	6	9	9
Personal Injury	0	0	0	0	0	52	65	32	149	1	0	1	0	0	0	150
Prod Liability	0	0	0	0	0	0	0	0	0	1	2	3	0	0	0	3
Prof Malpractic	0	0	0	0	0	0	0	0	0	7	11	18	0	0	0	18
PIP Coverage	0	0	0	0	0	0	0	0	0	0	0	0	0	0	0	0
Real Property	0	0	0	0	0	1	1	0	2	0	0	0	0	0	0	2
Tort Other	0	0	0	0	0	11	5	6	22	0	0	0	0	0	0	22
Toxic Tort	0	0	0	0	0	0	0	0	0	0	1	1	0	0	0	1
UM/UIM Bod Inj	0	0	0	0	0	10	8	2	20	0	0	0	0	0	0	20
Total	5	3	0	0	8	209	201	92	502	94	96	190	10	14	24	724

NOTE: Some Multicounty Litigation (MCL) cases were transferred in November 2014: Atlantic to Bergen = 8,935; Atlantic to Middlesex = 4,070.

**CIVIL RESOLUTION SUMMARY BY CASETYPE
JULY 2021 - MARCH 2022
MERCER**

	Trial			Summary					Total	Percent resolved by					
	Jury	Nonjury	Total	Judgment	Settlement	Default Judgment	Dismiss	Other		Trial	Sum Jud	Settle	Default J	Dismiss	Other
Act on Neg Inst	0	0	0	0	1	0	1	0	2	0%	0%	50%	0%	50%	0%
Asbestos	0	0	0	0	0	0	0	0	0	0%	0%	0%	0%	0%	0%
Assault & Bat	0	0	0	0	2	0	8	3	13	0%	0%	15%	0%	62%	23%
Auto - Pers Inj	6	0	6	5	493	6	112	25	647	1%	1%	76%	1%	17%	4%
Auto - Property	0	0	0	0	11	11	12	0	34	0%	0%	32%	32%	35%	0%
Book Account	0	0	0	9	89	102	58	4	262	0%	3%	34%	39%	22%	2%
Civil Rights	0	0	0	2	10	0	9	5	26	0%	8%	38%	0%	35%	19%
Complex Commer	0	0	0	0	9	0	0	2	11	0%	0%	82%	0%	0%	18%
Condemnation	0	0	0	0	2	0	0	2	4	0%	0%	50%	0%	0%	50%
Construction	0	0	0	0	2	0	6	0	8	0%	0%	25%	0%	75%	0%
Contract/Commer	1	1	2	4	89	50	47	12	204	1%	2%	44%	25%	23%	6%
Employment	0	0	0	1	1	0	5	2	9	0%	11%	11%	0%	56%	22%
Lieu of P. Writ	0	0	0	0	3	0	19	1	23	0%	0%	13%	0%	83%	4%
Medical Malprac	0	0	0	0	11	0	6	5	22	0%	0%	50%	0%	27%	23%
Name Change	0	0	0	0	0	0	5	84	89	0%	0%	0%	0%	6%	94%
Other Insurance	0	0	0	2	10	0	6	1	19	0%	11%	53%	0%	32%	5%
Other MCL	0	0	0	0	0	0	0	0	0	0%	0%	0%	0%	0%	0%
Other Track 1	0	0	0	3	27	9	63	28	130	0%	2%	21%	7%	48%	22%
Other Track 3	0	0	0	0	68	0	19	15	102	0%	0%	67%	0%	19%	15%
Other Track 4	0	0	0	0	2	3	2	0	7	0%	0%	29%	43%	29%	0%
Personal Injury	1	0	1	2	183	3	59	21	269	0%	1%	68%	1%	22%	8%
Prod Liability	0	0	0	0	4	0	1	1	6	0%	0%	67%	0%	17%	17%
Prof Malpractic	0	0	0	0	17	0	3	0	20	0%	0%	85%	0%	15%	0%
PIP Coverage	0	0	0	0	0	1	2	1	4	0%	0%	0%	25%	50%	25%
Real Property	0	0	0	0	2	2	1	1	6	0%	0%	33%	33%	17%	17%
Tort Other	0	0	0	4	25	3	18	3	53	0%	8%	47%	6%	34%	6%
Toxic Tort	0	0	0	1	0	0	0	0	1	0%	100%	0%	0%	0%	0%
UM/UIM Bod Inj	1	0	1	0	39	1	7	2	50	2%	0%	78%	2%	14%	4%
Total	9	1	10	33	1,100	191	469	218	2,021	0%	2%	54%	9%	23%	11%

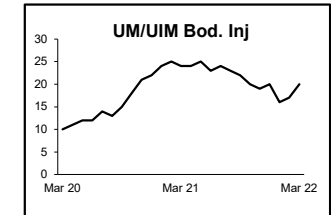
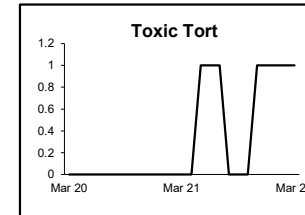
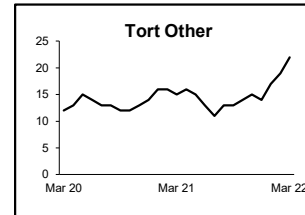
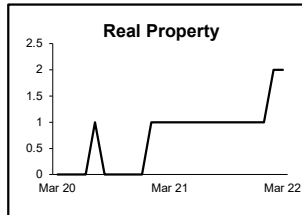
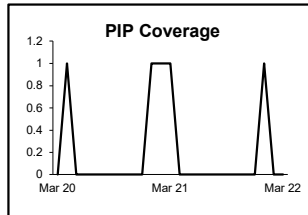
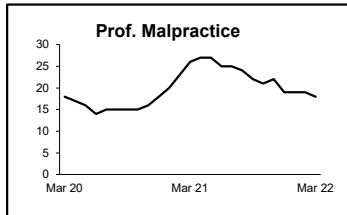
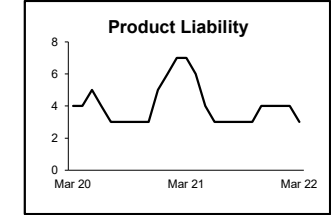
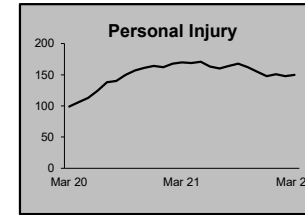
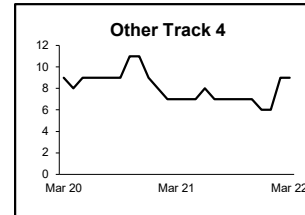
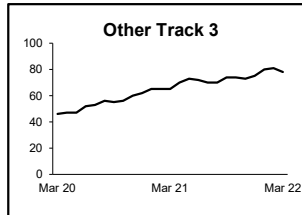
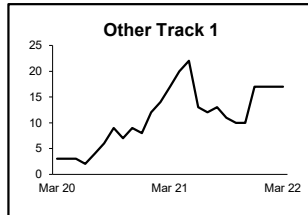
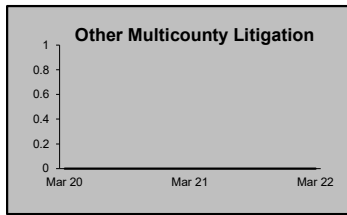
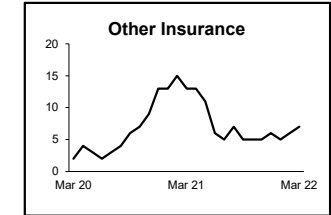
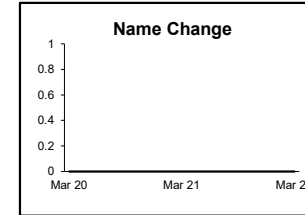
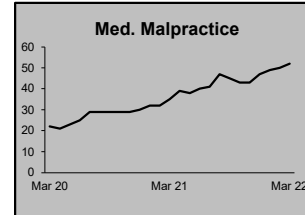
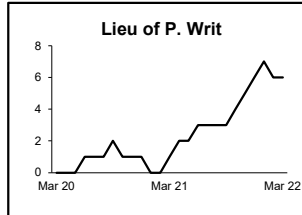
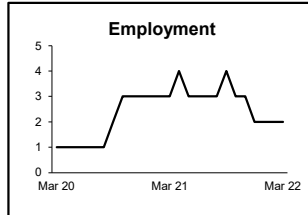
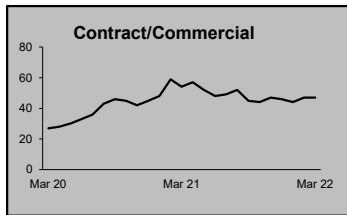
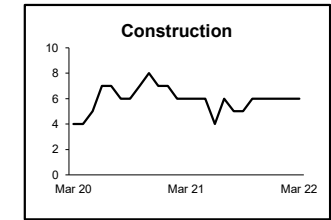
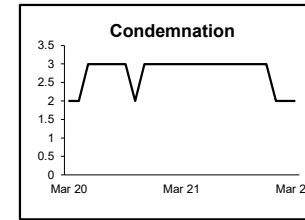
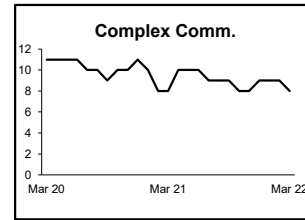
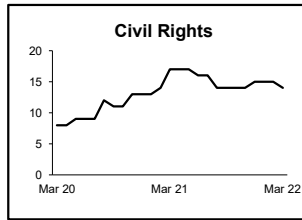
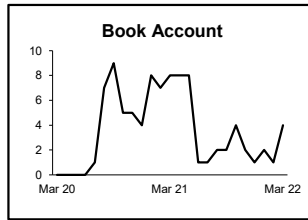
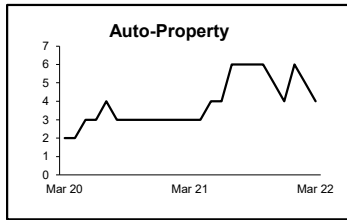
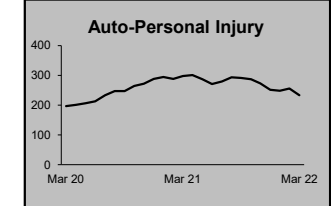
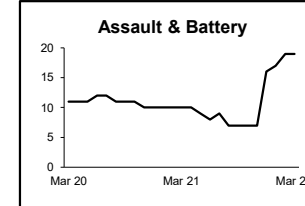
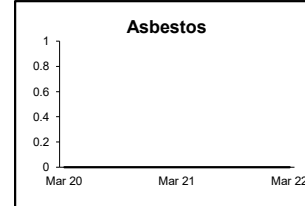

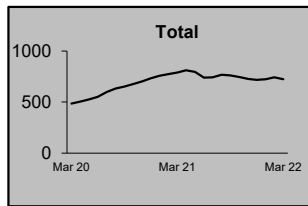
Monthly Resolutions



NOTE: Some Multicounty Litigation (MCL) cases were transferred in November 2014: Atlantic to Bergen = 8,935; Atlantic to Middlesex = 4,070.

**CIVIL BACKLOG BY CASETYPE
MARCH 2022
MERCER**

	Total	Backlog	% chg
Mar 20	488		
Mar 21	791	62%	
Mar 22	724	-8%	



1) Casetypes with the state's largest backlogs are highlighted.

2) Some Multicounty Litigation (MCL) cases were transferred in November 2014: Atlantic to Bergen = 8,935; Atlantic to Middlesex = 4,070.

CIVIL CASELOAD SUMMARY BY CASETYPE
JULY 2021 - MARCH 2022
MIDDLESEX

	Filings			Resolutions			Clearance		Backlog			Backlog Percent		Backlog Per 100 Monthly Filings		Active Pending		
	Jul 2020 to Mar 2021	Jul 2021 to Mar 2022	percent change	Jul 2020 to Mar 2021	Jul 2021 to Mar 2022	percent change	Jul 2021 - Mar 2022		Mar 2021	Mar 2022	percent change	Mar 2021	Mar 2022	Mar 2021	Mar 2022	Mar 2021	Mar 2022	percent change
							number	percent										
Act on Neg Inst	3	8	167%	12	3	-75%	-5	38%	0	0	0%	0%	0%	0	0	3	8	167%
Asbestos	139	91	-35%	100	46	-54%	-45	51%	429	518	21%	59%	64%	2,798	4,709	732	807	10%
Assault & Bat	12	22	83%	11	12	9%	-10	55%	3	9	200%	12%	17%	240	386	25	52	108%
Auto - Pers Inj	2,534	2,197	-13%	2,048	2,609	27%	412	119%	1,314	1,409	7%	27%	31%	461	566	4,914	4,567	-7%
Auto - Property	59	52	-12%	56	43	-23%	-9	83%	6	7	17%	10%	13%	94	129	58	56	-3%
Book Account	678	574	-15%	563	700	24%	126	122%	20	27	35%	4%	9%	31	40	471	315	-33%
Civil Rights	26	16	-38%	16	13	-19%	-3	81%	6	8	33%	17%	22%	248	436	36	36	0%
Complex Comm	17	28	65%	22	31	41%	3	111%	25	28	12%	45%	51%	1,111	908	56	55	-2%
Condemnation	15	18	20%	15	13	-13%	-5	72%	0	1		0%	11%	0	52	5	9	80%
Construction	23	24	4%	21	17	-19%	-7	71%	14	15	7%	42%	36%	600	600	33	42	27%
Contract/Comm	599	491	-18%	586	482	-18%	-9	98%	100	148	48%	16%	23%	165	265	635	643	1%
Employment	31	24	-23%	35	16	-54%	-8	67%	4	10	150%	14%	28%	114	387	29	36	24%
Lieu of P. Writ	15	15	0%	19	19	0%	4	127%	6	7	17%	21%	24%	379	420	29	29	0%
Medical Malprac	106	102	-4%	50	89	78%	-13	87%	87	135	55%	29%	42%	746	1,157	301	324	8%
Name Change	154	207	34%	142	207	46%	0	100%	0	0	0%	0%	0%	0	0	33	51	55%
Other Insurance	41	23	-44%	32	31	-3%	8	135%	2	2	0%	6%	12%	44	67	31	17	-45%
Other MCL	757	154	-80%	186	941	406%	787	611%	3,849	3,458	-10%	68%	77%	3,434	19,760	5,620	4,517	-20%
Other Track 1	272	314	15%	333	279	-16%	-35	89%	16	22	38%	9%	10%	52	61	182	230	26%
Other Track 3	170	169	-1%	147	153	4%	-16	91%	46	63	37%	16%	20%	234	344	295	312	6%
Other Track 4	12	12	0%	10	17	70%	5	142%	22	20	-9%	49%	51%	1,389	1,714	45	39	-13%
Personal Injury	748	759	1%	602	763	27%	4	101%	492	547	11%	31%	34%	594	647	1,591	1,617	2%
Prod Liability	38	70	84%	49	67	37%	-3	96%	14	19	36%	26%	28%	357	248	53	67	26%
Prof Malpractic	25	33	32%	33	27	-18%	-6	82%	22	28	27%	29%	35%	880	820	77	81	5%
PIP Coverage	21	14	-33%	18	15	-17%	1	107%	0	0	0%	0%	0%	0	0	11	8	-27%
Real Property	13	16	23%	15	9	-40%	-7	56%	2	1	-50%	18%	6%	109	55	11	16	45%
Tort Other	111	119	7%	101	96	-5%	-23	81%	16	41	156%	12%	27%	126	308	135	152	13%
Toxic Tort	2	5	150%	1	2	100%	-3	40%	2	3	50%	50%	38%	800	600	4	8	100%
UM/UIM Bod Inj	198	153	-23%	143	169	18%	16	110%	62	80	29%	19%	26%	284	457	324	311	-4%
Total	6,819	5,710	-16%	5,366	6,869	28%	1159	120%	6,559	6,606	1%	42%	46%	852	1,019	15,739	14,405	-8%

NOTE: Some Multicounty Litigation (MCL) cases were transferred in November 2014: Atlantic to Bergen = 8,935; Atlantic to Middlesex = 4,070.

CIVIL BACKLOG SUMMARY BY CASETYPE

March 2022

MIDDLESEX

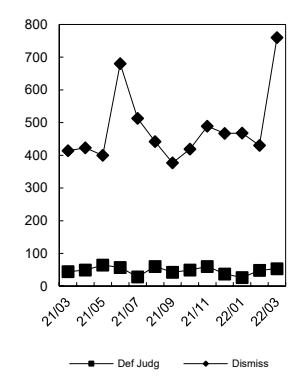
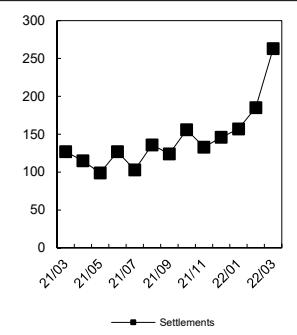
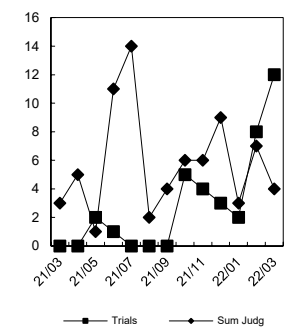
	Cases in Backlog															
	Track 1					Track 2				Track 3			Track 4			Total Backlog
	12 to 18 months	18 to 24 months	24 to 36 months	over 36 months	Total Track 1	18 to 24 months	24 to 36 months	over 36 months	Total Track 2	24 to 36 months	over 36 months	Total Track 3	24 to 36 months	over 36 months	Total Track 4	
Act on Neg Inst	0	0	0	0	0	0	0	0	0	0	0	0	0	0	0	0
Asbestos	0	0	0	0	0	0	0	0	0	0	0	0	117	401	518	518
Assault & Bat	0	0	0	0	0	0	0	0	0	8	1	9	0	0	0	9
Auto - Pers Inj	0	0	0	0	0	638	563	208	1,409	0	0	0	0	0	0	1,409
Auto - Property	0	0	0	0	0	3	2	2	7	0	0	0	0	0	0	7
Book Account	20	3	2	2	27	0	0	0	0	0	0	0	0	0	0	27
Civil Rights	0	0	0	0	0	0	0	0	0	4	4	8	0	0	0	8
Complex Comm	0	0	0	0	0	0	0	0	0	0	0	0	10	18	28	28
Condemnation	0	0	0	0	0	0	0	0	0	1	0	1	0	0	0	1
Construction	0	0	0	0	0	0	6	9	15	0	0	0	0	0	0	15
Contract/Comm	0	0	0	0	0	49	68	31	148	0	0	0	0	0	0	148
Employment	0	0	0	0	0	5	4	1	10	0	0	0	0	0	0	10
Lieu of P. Writ	0	0	0	0	0	0	0	0	0	0	0	0	6	1	7	7
Medical Malprac	0	0	0	0	0	0	0	0	0	80	55	135	0	0	0	135
Name Change	0	0	0	0	0	0	0	0	0	0	0	0	0	0	0	0
Other Insurance	2	0	0	0	2	0	0	0	0	0	0	0	0	0	0	2
Other MCL	0	0	0	0	0	0	0	0	0	0	0	0	283	3,175	3,458	3,458
Other Track 1	14	2	2	2	20	2	0	0	2	0	0	0	0	0	0	22
Other Track 3	0	0	0	0	0	0	0	0	0	38	25	63	0	0	0	63
Other Track 4	0	0	0	0	0	0	0	0	0	0	0	0	7	13	20	20
Personal Injury	0	0	0	0	0	216	221	110	547	0	0	0	0	0	0	547
Prod Liability	0	0	0	0	0	0	0	0	0	10	9	19	0	0	0	19
Prof Malpractic	0	0	0	0	0	0	0	0	0	16	12	28	0	0	0	28
PIP Coverage	0	0	0	0	0	0	0	0	0	0	0	0	0	0	0	0
Real Property	0	0	1	0	1	0	0	0	0	0	0	0	0	0	0	1
Tort Other	0	0	0	0	0	22	15	4	41	0	0	0	0	0	0	41
Toxic Tort	0	0	0	0	0	0	0	0	0	0	3	3	0	0	0	3
UM/UIM Bod Inj	0	0	0	0	0	42	28	10	80	0	0	0	0	0	0	80
Total	36	5	5	4	50	977	907	375	2,259	157	109	266	423	3,608	4,031	6,606

NOTE: Some Multicounty Litigation (MCL) cases were transferred in November 2014: Atlantic to Bergen = 8,935; Atlantic to Middlesex = 4,070.

**CIVIL RESOLUTION SUMMARY BY CASETYPE
JULY 2021 - MARCH 2022
MIDDLESEX**

	Trial			Summary					Total	Percent resolved by					
	Jury	Nonjury	Total	Judgment	Settlement	Default Judgment	Dismiss	Other		Trial	Sum Jud	Settle	Default J	Dismiss	Other
Act on Neg Inst	0	0	0	1	0	1	1	0	3	0%	33%	0%	33%	33%	0%
Asbestos	0	0	0	0	13	0	32	1	46	0%	0%	28%	0%	70%	2%
Assault & Bat	0	0	0	0	2	1	8	1	12	0%	0%	17%	8%	67%	8%
Auto - Pers Inj	25	1	26	2	791	6	1,659	125	2,609	1%	0%	30%	0%	64%	5%
Auto - Property	0	0	0	0	7	10	25	1	43	0%	0%	16%	23%	58%	2%
Book Account	0	0	0	20	113	255	300	12	700	0%	3%	16%	36%	43%	2%
Civil Rights	0	0	0	0	0	0	12	1	13	0%	0%	0%	0%	92%	8%
Complex Commer	0	0	0	1	3	1	19	7	31	0%	3%	10%	3%	61%	23%
Condemnation	0	0	0	0	0	0	7	6	13	0%	0%	0%	0%	54%	46%
Construction	0	0	0	0	3	1	11	2	17	0%	0%	18%	6%	65%	12%
Contract/Commer	0	0	0	14	69	83	297	19	482	0%	3%	14%	17%	62%	4%
Employment	0	0	0	1	2	0	12	1	16	0%	6%	13%	0%	75%	6%
Lieu of P. Writ	0	2	2	3	0	0	12	2	19	11%	16%	0%	0%	63%	11%
Medical Malprac	0	0	0	0	20	0	56	13	89	0%	0%	22%	0%	63%	15%
Name Change	0	0	0	0	0	0	23	184	207	0%	0%	0%	0%	11%	89%
Other Insurance	0	0	0	0	4	0	25	2	31	0%	0%	13%	0%	81%	6%
Other MCL	0	0	0	0	1	0	939	1	941	0%	0%	0%	0%	100%	0%
Other Track 1	0	1	1	6	20	28	150	74	279	0%	2%	7%	10%	54%	27%
Other Track 3	0	0	0	0	31	0	102	20	153	0%	0%	20%	0%	67%	13%
Other Track 4	0	0	0	6	1	3	7	0	17	0%	35%	6%	18%	41%	0%
Personal Injury	3	0	3	0	259	1	435	65	763	0%	0%	34%	0%	57%	9%
Prod Liability	0	0	0	0	2	0	22	43	67	0%	0%	3%	0%	33%	64%
Prof Malpractic	0	0	0	0	9	0	15	3	27	0%	0%	33%	0%	56%	11%
PIP Coverage	0	0	0	0	1	0	11	3	15	0%	0%	7%	0%	73%	20%
Real Property	0	0	0	0	2	2	2	3	9	0%	0%	22%	22%	22%	33%
Tort Other	0	0	0	1	9	8	66	12	96	0%	1%	9%	8%	69%	13%
Toxic Tort	0	0	0	0	0	0	0	2	2	0%	0%	0%	0%	0%	100%
UM/UIM Bod Inj	2	0	2	0	41	3	117	6	169	1%	0%	24%	2%	69%	4%
Total	30	4	34	55	1,403	403	4,365	609	6,869	0%	1%	20%	6%	64%	9%

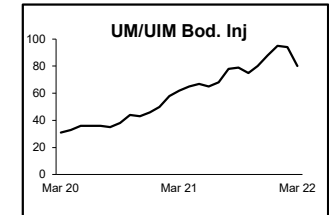
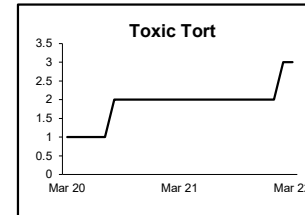
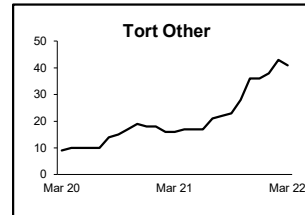
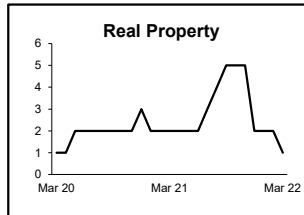
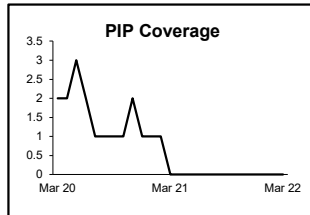
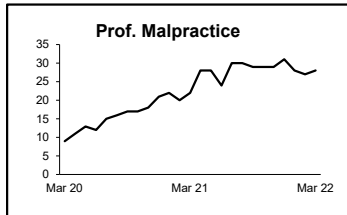
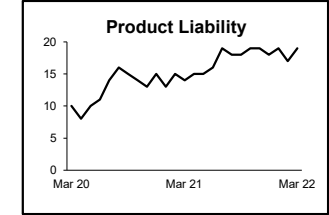
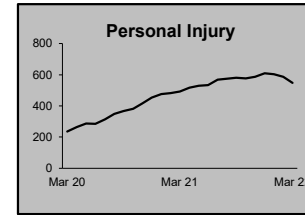
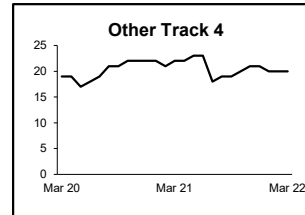
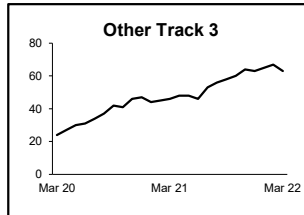
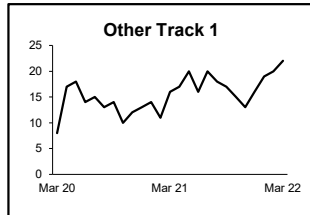
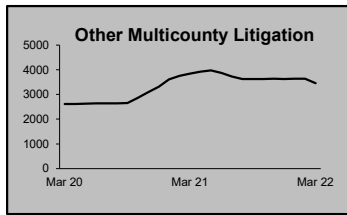
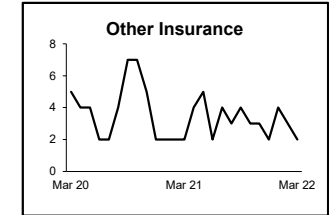

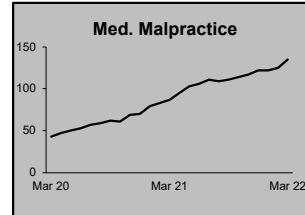
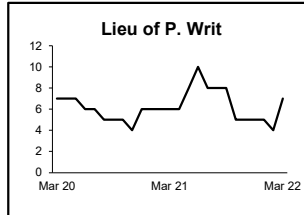
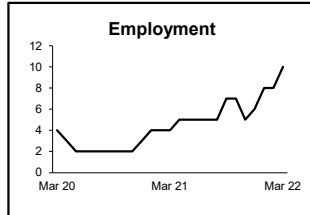
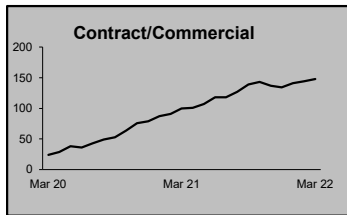
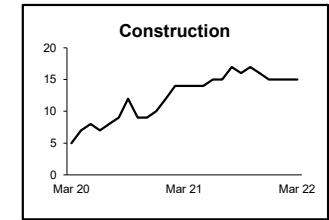
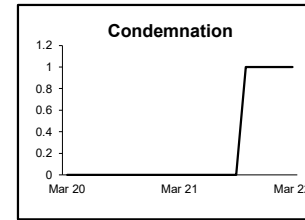
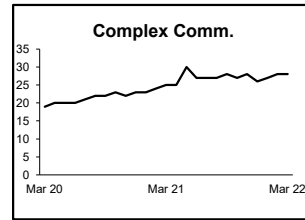
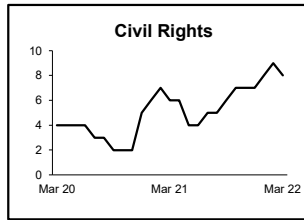
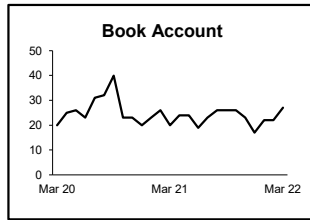
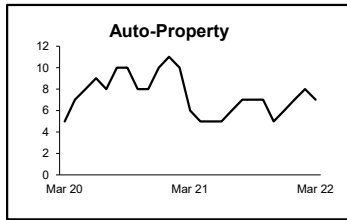
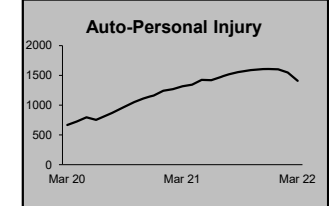
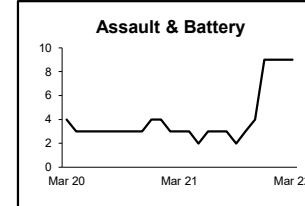
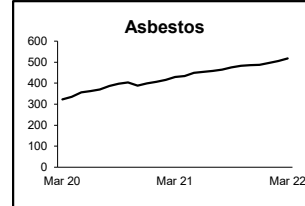
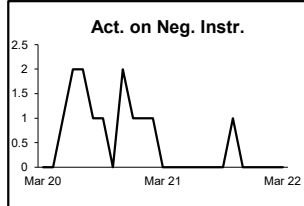
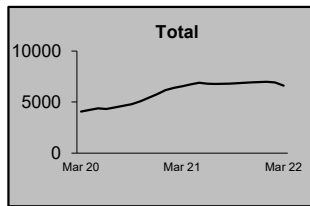
Monthly Resolutions



NOTE: Some Multicounty Litigation (MCL) cases were transferred in November 2014: Atlantic to Bergen = 8,935; Atlantic to Middlesex = 4,070.

**CIVIL BACKLOG BY CASETYPE
MARCH 2022
MIDDLESEX**

	Total	Backlog	% chg
Mar 20		4,089	
Mar 21		6,559	60%
Mar 22		6,606	1%



1) Casetypes with the state's largest backlogs are highlighted.

2) Some Multicounty Litigation (MCL) cases were transferred in November 2014: Atlantic to Bergen = 8,935; Atlantic to Middlesex = 4,070.

CIVIL CASELOAD SUMMARY BY CASETYPE
JULY 2021 - MARCH 2022
MONMOUTH

	Filings			Resolutions			Clearance		Backlog			Backlog Percent		Backlog Per 100 Monthly Filings		Active Pending		
	Jul 2020 to Mar 2021	Jul 2021 to Mar 2022	percent change	Jul 2020 to Mar 2021	Jul 2021 to Mar 2022	percent change	Jul 2021 - Mar 2022		Mar 2021	Mar 2022	percent change	Mar 2021	Mar 2022	Mar 2021	Mar 2022	Mar 2021	Mar 2022	percent change
							number	percent										
Act on Neg Inst	8	8	0%	6	9	50%	1	113%	0	2		0%	25%	0	218	9	8	-11%
Asbestos	0	0	0%	0	0	0%	0	100%	0	0	0%	0%	0%	0	0	0	0	0%
Assault & Bat	15	27	80%	14	21	50%	-6	78%	14	11	-21%	36%	20%	884	388	39	54	38%
Auto - Pers Inj	960	886	-8%	858	980	14%	94	111%	457	436	-5%	25%	25%	434	423	1,802	1,724	-4%
Auto - Property	30	33	10%	36	33	-8%	0	100%	2	4	100%	6%	10%	53	102	35	40	14%
Book Account	541	452	-16%	443	562	27%	110	124%	28	15	-46%	7%	6%	56	28	390	250	-36%
Civil Rights	12	15	25%	15	10	-33%	-5	67%	1	5	400%	7%	26%	75	300	14	19	36%
Complex Comm	9	10	11%	16	28	75%	18	280%	28	25	-11%	52%	66%	2,800	2,143	54	38	-30%
Condemnation	2	12	500%	10	9	-10%	-3	75%	2	2	0%	29%	12%	267	120	7	17	143%
Construction	28	37	32%	30	33	10%	-4	89%	16	14	-13%	30%	23%	533	365	54	60	11%
Contract/Comm	507	429	-15%	575	486	-15%	57	113%	75	87	16%	14%	17%	140	174	541	506	-6%
Employment	9	12	33%	6	16	167%	4	133%	6	2	-67%	43%	12%	720	126	14	17	21%
Lieu of P. Writ	28	26	-7%	19	34	79%	8	131%	16	20	25%	29%	33%	519	615	56	60	7%
Medical Malprac	86	65	-24%	71	88	24%	23	135%	154	136	-12%	47%	46%	1,444	1,898	329	298	-9%
Name Change	129	155	20%	101	153	51%	-2	99%	0	0	0%	0%	0%	0	0	46	51	11%
Other Insurance	41	24	-41%	38	45	18%	21	188%	9	9	0%	21%	32%	204	284	42	28	-33%
Other MCL	0	0	0%	0	0	0%	0	100%	0	0	0%	0%	0%	0	0	2	0	-100%
Other Track 1	208	199	-4%	193	201	4%	2	101%	27	39	44%	16%	21%	116	168	164	184	12%
Other Track 3	89	101	13%	83	95	14%	-6	94%	34	32	-6%	19%	17%	324	287	183	188	3%
Other Track 4	16	17	6%	17	15	-12%	-2	88%	19	21	11%	39%	38%	1,200	1,096	49	56	14%
Personal Injury	485	433	-11%	392	478	22%	45	110%	272	298	10%	28%	32%	506	608	985	926	-6%
Prod Liability	6	9	50%	10	10	0%	1	111%	12	13	8%	44%	52%	1,309	1,560	27	25	-7%
Prof Malpractic	28	22	-21%	35	33	-6%	11	150%	32	42	31%	36%	47%	1,097	1,575	89	90	1%
PIP Coverage	18	10	-44%	11	18	64%	8	180%	2	1	-50%	15%	33%	104	92	13	3	-77%
Real Property	17	29	71%	16	18	13%	-11	62%	5	8	60%	25%	25%	273	246	20	32	60%
Tort Other	135	99	-27%	124	119	-4%	20	120%	40	31	-23%	22%	22%	273	262	186	142	-24%
Toxic Tort	0	1		0	2		1	200%	1	0	-100%	50%	0%	0	0	2	1	-50%
UM/UM Bod Inj	68	69	1%	93	76	-18%	7	110%	27	33	22%	21%	26%	327	421	128	125	-2%
Total	3,475	3,180	-8%	3,212	3,572	11%	392	112%	1,279	1,286	1%	24%	26%	344	350	5,280	4,942	-6%

NOTE: Some Multicounty Litigation (MCL) cases were transferred in November 2014: Atlantic to Bergen = 8,935; Atlantic to Middlesex = 4,070.

CIVIL BACKLOG SUMMARY BY CASETYPE

March 2022

MONMOUTH

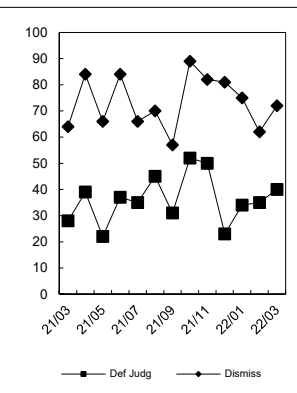
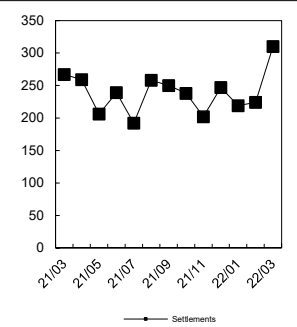
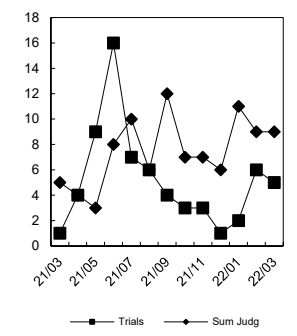
	Cases in Backlog															
	Track 1					Track 2				Track 3			Track 4			Total Backlog
	12 to 18 months	18 to 24 months	24 to 36 months	over 36 months	Total Track 1	18 to 24 months	24 to 36 months	over 36 months	Total Track 2	24 to 36 months	over 36 months	Total Track 3	24 to 36 months	over 36 months	Total Track 4	
Act on Neg Inst	1	1	0	0	2	0	0	0	0	0	0	0	0	0	0	2
Asbestos	0	0	0	0	0	0	0	0	0	0	0	0	0	0	0	0
Assault & Bat	0	0	0	0	0	0	0	0	0	4	7	11	0	0	0	11
Auto - Pers Inj	0	0	0	0	0	205	190	40	435	0	1	1	0	0	0	436
Auto - Property	0	0	0	0	0	2	2	0	4	0	0	0	0	0	0	4
Book Account	12	2	1	0	15	0	0	0	0	0	0	0	0	0	0	15
Civil Rights	0	0	0	0	0	0	0	0	0	4	1	5	0	0	0	5
Complex Comm	0	0	0	0	0	0	0	0	0	0	0	0	9	16	25	25
Condemnation	0	0	0	0	0	0	0	0	0	1	1	2	0	0	0	2
Construction	0	0	0	0	0	5	8	1	14	0	0	0	0	0	0	14
Contract/Comm	0	0	0	0	0	37	39	11	87	0	0	0	0	0	0	87
Employment	0	0	0	0	0	0	2	0	2	0	0	0	0	0	0	2
Lieu of P. Writ	0	0	0	0	0	0	0	0	0	0	0	0	10	10	20	20
Medical Malprac	0	0	0	0	0	0	0	0	0	48	88	136	0	0	0	136
Name Change	0	0	0	0	0	0	0	0	0	0	0	0	0	0	0	0
Other Insurance	3	3	2	1	9	0	0	0	0	0	0	0	0	0	0	9
Other MCL	0	0	0	0	0	0	0	0	0	0	0	0	0	0	0	0
Other Track 1	10	14	10	4	38	0	0	0	0	1	0	1	0	0	0	39
Other Track 3	0	0	0	0	0	0	0	0	0	22	10	32	0	0	0	32
Other Track 4	0	0	0	0	0	0	0	0	0	0	0	0	10	11	21	21
Personal Injury	0	0	0	0	0	137	119	41	297	0	1	1	0	0	0	298
Prod Liability	0	0	0	0	0	0	0	0	0	4	9	13	0	0	0	13
Prof Malpractic	0	0	0	0	0	0	0	0	0	21	21	42	0	0	0	42
PIP Coverage	1	0	0	0	1	0	0	0	0	0	0	0	0	0	0	1
Real Property	4	3	1	0	8	0	0	0	0	0	0	0	0	0	0	8
Tort Other	0	0	0	0	0	14	11	6	31	0	0	0	0	0	0	31
Toxic Tort	0	0	0	0	0	0	0	0	0	0	0	0	0	0	0	0
UM/UIM Bod Inj	0	0	0	0	0	21	9	3	33	0	0	0	0	0	0	33
Total	31	23	14	5	73	421	380	102	903	105	139	244	29	37	66	1,286

NOTE: Some Multicounty Litigation (MCL) cases were transferred in November 2014: Atlantic to Bergen = 8,935; Atlantic to Middlesex = 4,070.

**CIVIL RESOLUTION SUMMARY BY CASETYPE
JULY 2021 - MARCH 2022
MONMOUTH**

	Trial			Summary					Total	Percent resolved by						Monthly Resolutions
	Jury	Nonjury	Total	Judgment	Settlement	Default Judgment	Dismiss	Other		Trial	Sum Jud	Settle	Default J	Dismiss	Other	
Act on Neg Inst	0	0	0	1	4	2	2	0	9	0%	11%	44%	22%	22%	0%	
Asbestos	0	0	0	0	0	0	0	0	0	0%	0%	0%	0%	0%	0%	
Assault & Bat	1	0	1	0	17	1	2	0	21	5%	0%	81%	5%	10%	0%	
Auto - Pers Inj	15	0	15	11	774	4	132	44	980	2%	1%	79%	0%	13%	4%	
Auto - Property	0	0	0	0	22	6	5	0	33	0%	0%	67%	18%	15%	0%	
Book Account	0	0	0	18	191	213	138	2	562	0%	3%	34%	38%	25%	0%	
Civil Rights	0	0	0	1	3	1	2	3	10	0%	10%	30%	10%	20%	30%	
Complex Commer	0	0	0	1	17	1	7	2	28	0%	4%	61%	4%	25%	7%	
Condemnation	0	0	0	0	5	0	0	4	9	0%	0%	56%	0%	0%	44%	
Construction	0	0	0	0	20	3	9	1	33	0%	0%	61%	9%	27%	3%	
Contract/Commer	1	5	6	15	230	87	137	11	486	1%	3%	47%	18%	28%	2%	
Employment	0	0	0	0	12	1	3	0	16	0%	0%	75%	6%	19%	0%	
Lieu of P. Writ	0	1	1	2	14	0	12	5	34	3%	6%	41%	0%	35%	15%	
Medical Malprac	5	0	5	3	68	0	10	2	88	6%	3%	77%	0%	11%	2%	
Name Change	0	0	0	0	0	0	9	144	153	0%	0%	0%	0%	6%	94%	
Other Insurance	0	0	0	4	21	1	11	8	45	0%	9%	47%	2%	24%	18%	
Other MCL	0	0	0	0	0	0	0	0	0	0%	0%	0%	0%	0%	0%	
Other Track 1	0	0	0	3	112	7	46	33	201	0%	1%	56%	3%	23%	16%	
Other Track 3	2	0	2	2	69	1	12	9	95	2%	2%	73%	1%	13%	9%	
Other Track 4	0	0	0	1	9	4	0	1	15	0%	7%	60%	27%	0%	7%	
Personal Injury	3	0	3	10	358	5	64	38	478	1%	2%	75%	1%	13%	8%	
Prod Liability	0	0	0	0	6	0	0	4	10	0%	0%	60%	0%	0%	40%	
Prof Malpractic	1	0	1	0	27	0	5	0	33	3%	0%	82%	0%	15%	0%	
PIP Coverage	0	0	0	1	5	0	7	5	18	0%	6%	28%	0%	39%	28%	
Real Property	2	0	2	1	7	1	7	0	18	11%	6%	39%	6%	39%	0%	
Tort Other	0	0	0	3	86	7	20	3	119	0%	3%	72%	6%	17%	3%	
Toxic Tort	0	0	0	0	2	0	0	0	2	0%	0%	100%	0%	0%	0%	
UM/UIM Bod Inj	1	0	1	0	61	0	14	0	76	1%	0%	80%	0%	18%	0%	
Total	31	6	37	77	2,140	345	654	319	3,572	1%	2%	60%	10%	18%	9%	

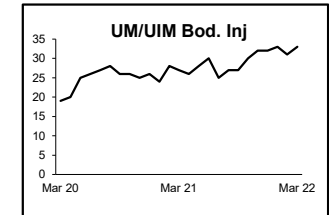
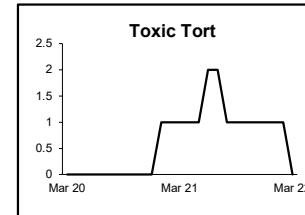
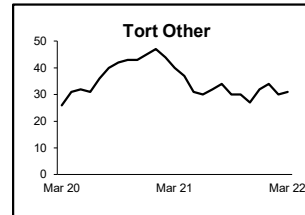
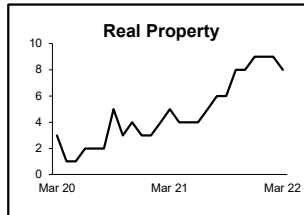
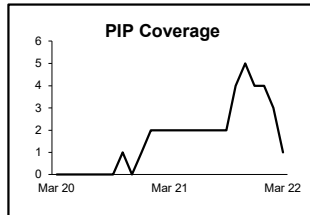
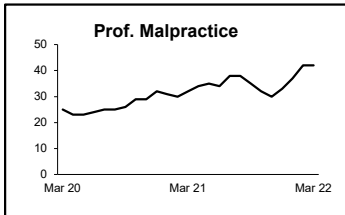
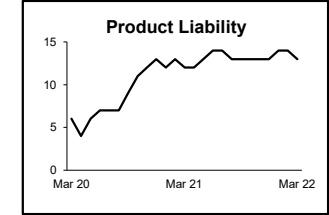
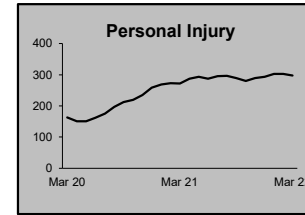
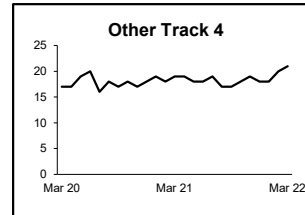
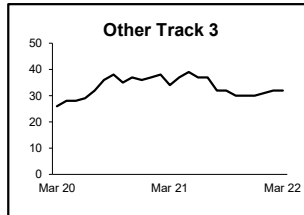
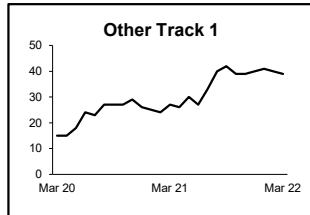
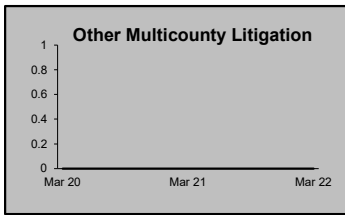
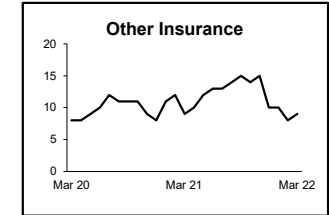
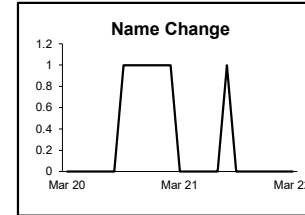
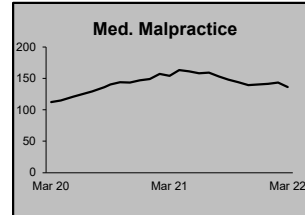
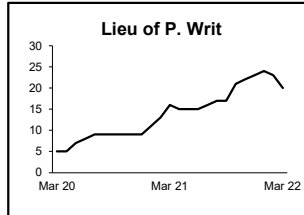
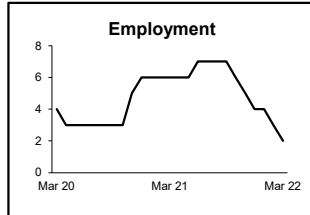
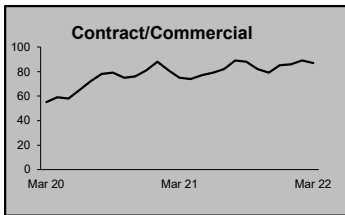
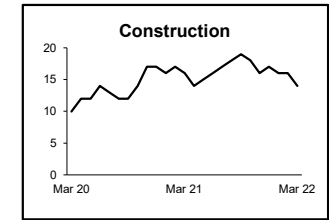
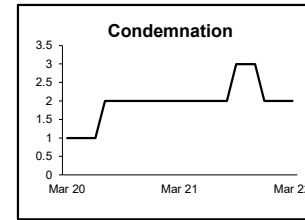
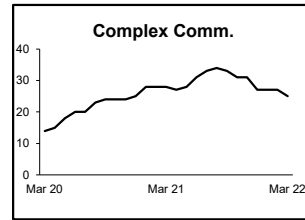
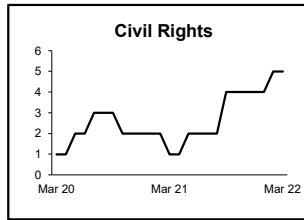
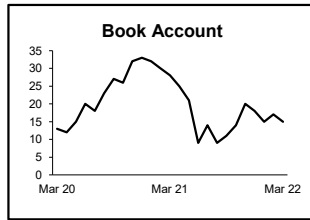
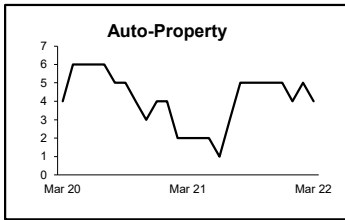
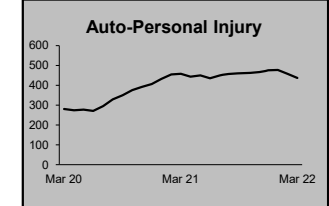
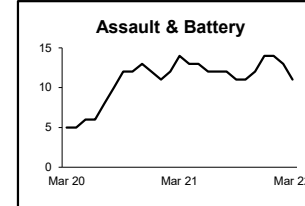
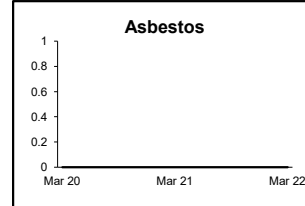
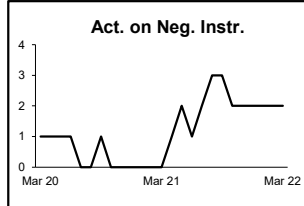
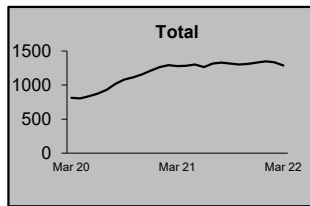
Monthly Resolutions



NOTE: Some Multicounty Litigation (MCL) cases were transferred in November 2014: Atlantic to Bergen = 8,935; Atlantic to Middlesex = 4,070.

CIVIL BACKLOG BY CASETYPE MARCH 2022 MONMOUTH

	Total	Backlog	% chg
Mar 20	813		
Mar 21	1,279	57%	
Mar 22	1,286	1%	



1) Casetypes with the state's largest backlogs are highlighted.

2) Some Multicounty Litigation (MCL) cases were transferred in November 2014: Atlantic to Bergen = 8,935; Atlantic to Middlesex = 4,070.

CIVIL CASELOAD SUMMARY BY CASETYPE
JULY 2021 - MARCH 2022
MORRIS

	Filings			Resolutions			Clearance		Backlog			Backlog Percent		Backlog Per 100 Monthly Filings		Active Pending		
	Jul 2020 to Mar 2021	Jul 2021 to Mar 2022	percent change	Jul 2020 to Mar 2021	Jul 2021 to Mar 2022	percent change	Jul 2021 - Mar 2022		Mar 2021	Mar 2022	percent change	Mar 2021	Mar 2022	Mar 2021	Mar 2022	Mar 2021	Mar 2022	percent change
							number	percent										
Act on Neg Inst	3	3	0%	4	3	-25%	0	100%	0	1		0%	25%	0	240	2	4	100%
Asbestos	1	0	-100%	0	0	0%	0	100%	0	0	0%	0%	0%	0	0	1	0	-100%
Assault & Bat	9	26	189%	2	20	900%	-6	77%	4	6	50%	18%	13%	436	218	22	45	105%
Auto - Pers Inj	423	372	-12%	362	401	11%	29	108%	216	264	22%	25%	32%	465	600	859	819	-5%
Auto - Property	19	18	-5%	15	17	13%	-1	94%	5	2	-60%	20%	10%	214	100	25	20	-20%
Book Account	368	301	-18%	298	385	29%	84	128%	23	30	30%	8%	17%	64	84	285	181	-36%
Civil Rights	9	15	67%	6	12	100%	-3	80%	1	2	100%	9%	13%	86	150	11	15	36%
Complex Comm	13	10	-23%	18	14	-22%	4	140%	21	31	48%	47%	67%	1,400	2,480	45	46	2%
Condemnation	3	3	0%	2	1	-50%	-2	33%	0	0	0%	0%	0%	0	0	1	3	200%
Construction	31	19	-39%	22	21	-5%	2	111%	10	14	40%	21%	33%	316	700	47	43	-9%
Contract/Comm	350	333	-5%	390	353	-9%	20	106%	75	82	9%	18%	20%	202	219	418	411	-2%
Employment	11	8	-27%	10	9	-10%	1	113%	2	1	-50%	20%	8%	171	86	10	13	30%
Lieu of P. Writ	18	21	17%	10	22	120%	1	105%	3	3	0%	10%	10%	157	124	29	30	3%
Medical Malprac	28	31	11%	17	25	47%	-6	81%	51	82	61%	38%	54%	1,457	1,929	133	152	14%
Name Change	80	118	48%	78	93	19%	-25	79%	0	0	0%	0%	0%	0	0	20	53	165%
Other Insurance	28	21	-25%	25	18	-28%	-3	86%	7	17	143%	22%	55%	195	658	32	31	-3%
Other MCL	1	0	-100%	0	0	0%	0	100%	0	0	0%	0%	0%	0	0	0	0	0%
Other Track 1	135	119	-12%	115	114	-1%	-5	96%	19	24	26%	17%	22%	133	165	113	109	-4%
Other Track 3	81	75	-7%	55	72	31%	-3	96%	15	28	87%	11%	20%	180	369	131	138	5%
Other Track 4	7	10	43%	12	15	25%	5	150%	19	12	-37%	59%	41%	2,073	1,029	32	29	-9%
Personal Injury	289	285	-1%	218	269	23%	-16	94%	133	183	38%	23%	33%	418	607	569	560	-2%
Prod Liability	136	13	-90%	18	64	256%	51	492%	11	13	18%	7%	43%	88	158	167	30	-82%
Prof Malpractic	11	24	118%	21	16	-24%	-8	67%	20	24	20%	42%	39%	1,714	993	48	62	29%
PIP Coverage	29	19	-34%	33	26	-21%	7	137%	0	3		0%	27%	0	103	11	11	0%
Real Property	15	17	13%	11	11	0%	-6	65%	3	4	33%	20%	22%	189	240	15	18	20%
Tort Other	68	75	10%	48	61	27%	-14	81%	12	28	133%	13%	26%	176	346	95	107	13%
Toxic Tort	1	0	-100%	0	1		1	100%	1	3	200%	25%	75%	1,200		4	4	0%
UM/UIM Bod Inj	14	9	-36%	15	16	7%	7	178%	7	7	0%	21%	30%	350	700	33	23	-30%
Total	2,181	1,945	-11%	1,805	2,059	14%	114	106%	658	864	31%	21%	29%	286	378	3,158	2,957	-6%

NOTE: Some Multicounty Litigation (MCL) cases were transferred in November 2014: Atlantic to Bergen = 8,935; Atlantic to Middlesex = 4,070.

CIVIL BACKLOG SUMMARY BY CASETYPE

March 2022

MORRIS

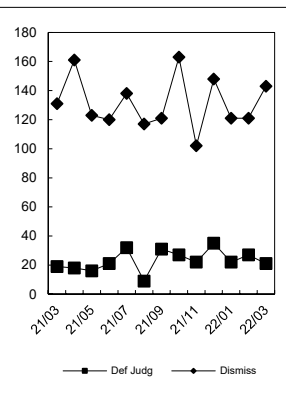
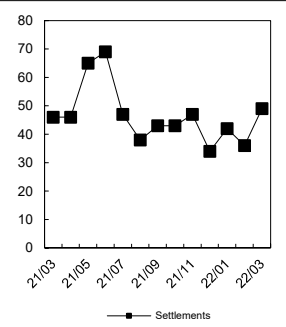
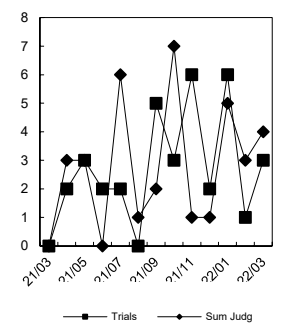
	Cases in Backlog															
	Track 1					Track 2				Track 3			Track 4			Total Backlog
	12 to 18 months	18 to 24 months	24 to 36 months	over 36 months	Total Track 1	18 to 24 months	24 to 36 months	over 36 months	Total Track 2	24 to 36 months	over 36 months	Total Track 3	24 to 36 months	over 36 months	Total Track 4	
Act on Neg Inst	0	1	0	0	1	0	0	0	0	0	0	0	0	0	0	1
Asbestos	0	0	0	0	0	0	0	0	0	0	0	0	0	0	0	0
Assault & Bat	0	0	0	0	0	0	0	0	0	3	3	6	0	0	0	6
Auto - Pers Inj	0	0	0	0	0	119	131	14	264	0	0	0	0	0	0	264
Auto - Property	0	0	0	0	0	0	2	0	2	0	0	0	0	0	0	2
Book Account	16	9	5	0	30	0	0	0	0	0	0	0	0	0	0	30
Civil Rights	0	0	0	0	0	0	0	0	0	2	0	2	0	0	0	2
Complex Comm	0	0	0	0	0	0	0	0	0	0	0	0	13	18	31	31
Condemnation	0	0	0	0	0	0	0	0	0	0	0	0	0	0	0	0
Construction	0	0	0	0	0	6	6	2	14	0	0	0	0	0	0	14
Contract/Comme	0	0	0	0	0	43	35	4	82	0	0	0	0	0	0	82
Employment	0	0	0	0	0	0	1	0	1	0	0	0	0	0	0	1
Lieu of P. Writ	0	0	0	0	0	0	0	0	0	0	0	0	3	0	3	3
Medical Malprac	0	0	0	0	0	0	0	0	0	40	42	82	0	0	0	82
Name Change	0	0	0	0	0	0	0	0	0	0	0	0	0	0	0	0
Other Insurance	9	5	3	0	17	0	0	0	0	0	0	0	0	0	0	17
Other MCL	0	0	0	0	0	0	0	0	0	0	0	0	0	0	0	0
Other Track 1	16	4	4	0	24	0	0	0	0	0	0	0	0	0	0	24
Other Track 3	0	0	0	0	0	0	0	0	0	19	9	28	0	0	0	28
Other Track 4	0	0	0	0	0	0	0	0	0	0	0	0	3	9	12	12
Personal Injury	0	0	0	0	0	76	100	7	183	0	0	0	0	0	0	183
Prod Liability	0	0	0	0	0	0	0	0	0	5	8	13	0	0	0	13
Prof Malpractic	0	0	0	0	0	0	0	0	0	9	15	24	0	0	0	24
PIP Coverage	1	2	0	0	3	0	0	0	0	0	0	0	0	0	0	3
Real Property	1	1	1	1	4	0	0	0	0	0	0	0	0	0	0	4
Tort Other	0	0	0	0	0	11	15	2	28	0	0	0	0	0	0	28
Toxic Tort	0	0	0	0	0	0	0	0	0	2	1	3	0	0	0	3
UM/UIM Bod Inj	0	0	0	0	0	3	4	0	7	0	0	0	0	0	0	7
Total	43	22	13	1	79	258	294	29	581	80	78	158	19	27	46	864

NOTE: Some Multicounty Litigation (MCL) cases were transferred in November 2014: Atlantic to Bergen = 8,935; Atlantic to Middlesex = 4,070.

**CIVIL RESOLUTION SUMMARY BY CASETYPE
JULY 2021 - MARCH 2022
MORRIS**

	Trial			Summary					Total	Percent resolved by						Monthly Resolutions
	Jury	Nonjury	Total	Judgment	Settlement	Default Judgment	Dismiss	Other		Trial	Sum Jud	Settle	Default J	Dismiss	Other	
Act on Neg Inst	0	0	0	0	1	0	2	0	3	0%	0%	33%	0%	67%	0%	
Asbestos	0	0	0	0	0	0	0	0	0	0%	0%	0%	0%	0%	0%	
Assault & Bat	0	0	0	0	1	0	18	1	20	0%	0%	5%	0%	90%	5%	
Auto - Pers Inj	12	1	13	0	104	3	273	8	401	3%	0%	26%	1%	68%	2%	
Auto - Property	0	0	0	0	2	6	8	1	17	0%	0%	12%	35%	47%	6%	
Book Account	0	1	1	12	68	139	157	8	385	0%	3%	18%	36%	41%	2%	
Civil Rights	0	0	0	0	0	0	10	2	12	0%	0%	0%	0%	83%	17%	
Complex Commer	0	0	0	0	0	0	8	6	14	0%	0%	0%	0%	57%	43%	
Condemnation	0	0	0	1	0	0	0	0	1	0%	100%	0%	0%	0%	0%	
Construction	0	0	0	0	4	1	16	0	21	0%	0%	19%	5%	76%	0%	
Contract/Commer	1	2	3	13	58	56	218	5	353	1%	4%	16%	16%	62%	1%	
Employment	0	0	0	0	1	0	8	0	9	0%	0%	11%	0%	89%	0%	
Lieu of P. Writ	0	4	4	2	4	0	9	3	22	18%	9%	18%	0%	41%	14%	
Medical Malprac	0	0	0	0	2	0	23	0	25	0%	0%	8%	0%	92%	0%	
Name Change	0	0	0	0	0	0	7	86	93	0%	0%	0%	0%	8%	92%	
Other Insurance	0	1	1	1	1	0	14	1	18	6%	6%	6%	0%	78%	6%	
Other MCL	0	0	0	0	0	0	0	0	0	0%	0%	0%	0%	0%	0%	
Other Track 1	1	0	1	0	24	11	66	12	114	1%	0%	21%	10%	58%	11%	
Other Track 3	0	0	0	0	12	0	55	5	72	0%	0%	17%	0%	76%	7%	
Other Track 4	0	1	1	0	0	4	5	5	15	7%	0%	0%	27%	33%	33%	
Personal Injury	1	0	1	0	73	2	175	18	269	0%	0%	27%	1%	65%	7%	
Prod Liability	0	0	0	0	2	0	7	55	64	0%	0%	3%	0%	11%	86%	
Prof Malpractic	0	0	0	0	3	0	13	0	16	0%	0%	19%	0%	81%	0%	
PIP Coverage	0	0	0	1	2	2	18	3	26	0%	4%	8%	8%	69%	12%	
Real Property	0	1	1	0	2	0	7	1	11	9%	0%	18%	0%	64%	9%	
Tort Other	0	0	0	0	8	2	50	1	61	0%	0%	13%	3%	82%	2%	
Toxic Tort	0	0	0	0	0	0	1	0	1	0%	0%	0%	0%	100%	0%	
UM/UIM Bod Inj	2	0	2	0	7	0	6	1	16	13%	0%	44%	0%	38%	6%	
Total	17	11	28	30	379	226	1,174	222	2,059	1%	1%	18%	11%	57%	11%	

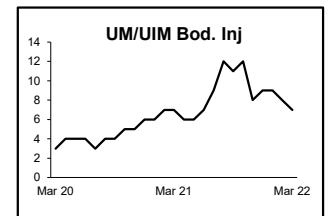
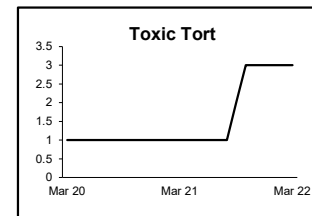
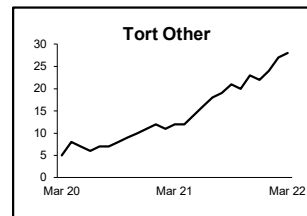
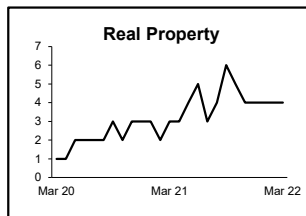
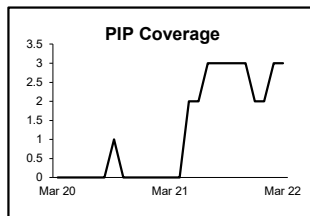
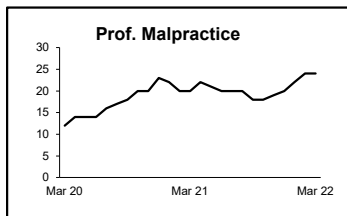
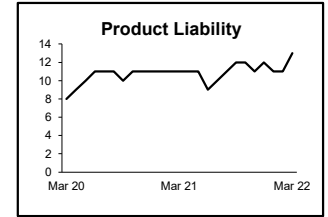
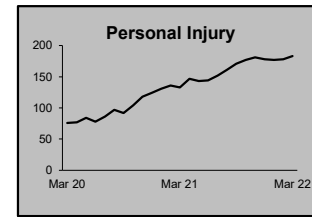
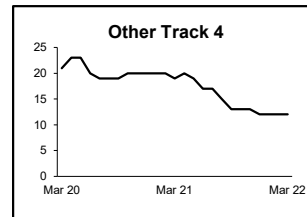
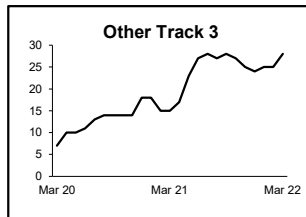
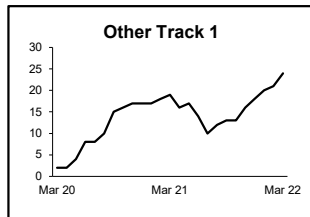
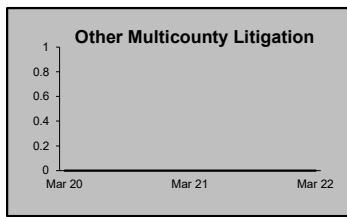
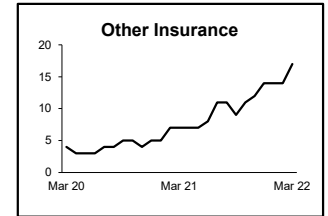
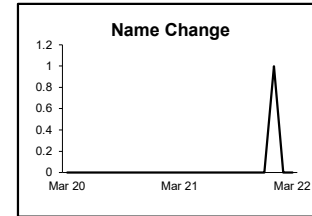
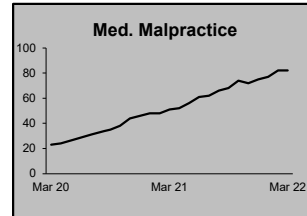
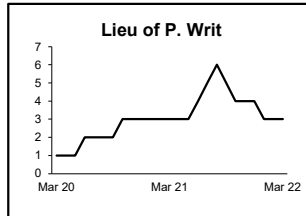
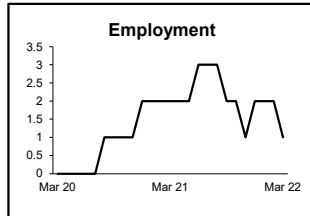
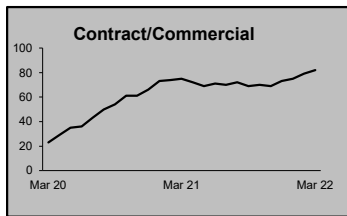
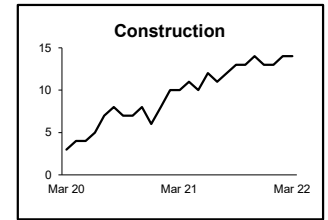
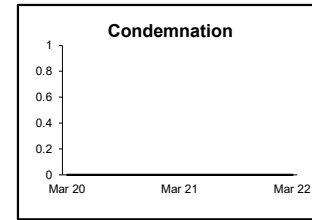
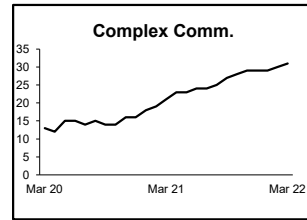
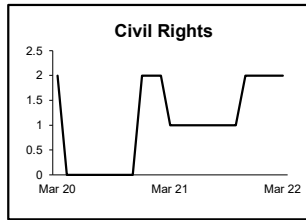
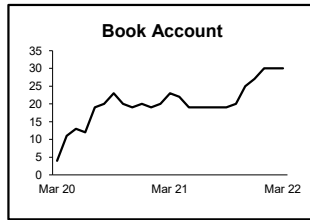
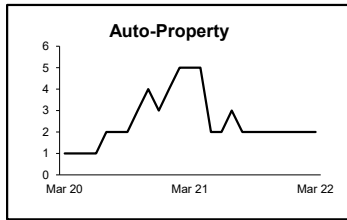
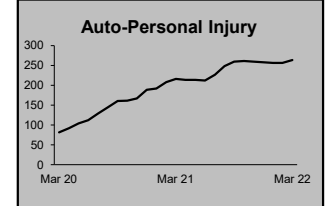
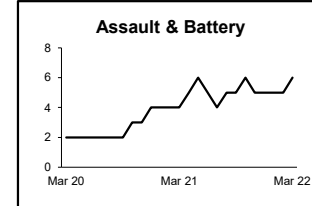
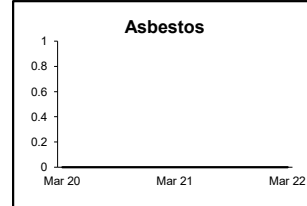
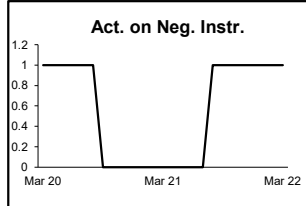
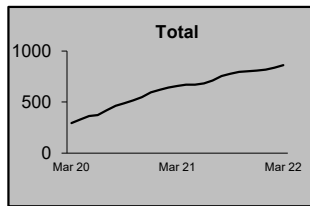
Monthly Resolutions



NOTE: Some Multicounty Litigation (MCL) cases were transferred in November 2014: Atlantic to Bergen = 8,935; Atlantic to Middlesex = 4,070.

**CIVIL BACKLOG BY CASETYPE
MARCH 2022
MORRIS**

	Total	Backlog	% chg
Mar 20		294	
Mar 21		658	124%
Mar 22		864	31%



1) Casetypes with the state's largest backlogs are highlighted.

2) Some Multicounty Litigation (MCL) cases were transferred in November 2014: Atlantic to Bergen = 8,935; Atlantic to Middlesex = 4,070.

CIVIL CASELOAD SUMMARY BY CASETYPE
JULY 2021 - MARCH 2022
OCEAN

	Filings			Resolutions			Clearance		Backlog			Backlog Percent		Backlog Per 100 Monthly Filings		Active Pending		
	Jul 2020 to Mar 2021	Jul 2021 to Mar 2022	percent change	Jul 2020 to Mar 2021	Jul 2021 to Mar 2022	percent change	Jul 2021 - Mar 2022		Mar 2021	Mar 2022	percent change	Mar 2021	Mar 2022	Mar 2021	Mar 2022	Mar 2021	Mar 2022	percent change
							number	percent										
Act on Neg Inst	18	8	-56%	12	11	-8%	3	138%	2	7	250%	13%	54%	126	646	16	13	-19%
Asbestos	0	0	0%	0	0	0%	0	100%	0	0	0%	0%	0%	0	0	0	0	0%
Assault & Bat	4	28	600%	5	21	320%	-7	75%	3	7	133%	21%	32%	600	280	14	22	57%
Auto - Pers Inj	711	625	-12%	577	739	28%	114	118%	428	397	-7%	30%	30%	543	557	1,432	1,313	-8%
Auto - Property	29	17	-41%	30	31	3%	14	182%	7	7	0%	18%	28%	210	350	40	25	-38%
Book Account	434	377	-13%	362	519	43%	142	138%	31	14	-55%	10%	8%	79	31	307	178	-42%
Civil Rights	11	10	-9%	16	8	-50%	-2	80%	4	4	0%	44%	31%	369	369	9	13	44%
Complex Comm	5	4	-20%	9	7	-22%	3	175%	7	6	-14%	41%	50%	764	1,200	17	12	-29%
Condemnation	14	18	29%	98	14	-86%	-4	78%	51	40	-22%	86%	71%	3,060	2,182	59	56	-5%
Construction	17	22	29%	16	24	50%	2	109%	12	8	-33%	38%	28%	626	356	32	29	-9%
Contract/Comm	329	297	-10%	325	297	-9%	0	100%	41	38	-7%	13%	13%	126	113	317	299	-6%
Employment	7	9	29%	6	8	33%	-1	89%	5	3	-40%	42%	23%	600	360	12	13	8%
Lieu of P. Writ	37	30	-19%	39	36	-8%	6	120%	10	5	-50%	21%	10%	231	140	47	48	2%
Medical Malprac	47	39	-17%	31	45	45%	6	115%	61	74	21%	37%	48%	1,093	1,708	166	155	-7%
Name Change	86	106	23%	81	99	22%	-7	93%	2	0	-100%	5%	0%	23	0	43	35	-19%
Other Insurance	16	14	-13%	14	15	7%	1	107%	6	7	17%	29%	35%	288	467	21	20	-5%
Other MCL	0	0	0%	0	1		1	100%	0	0	0%	0%	0%	0	0	0	0	0%
Other Track 1	206	250	21%	174	264	52%	14	106%	50	38	-24%	25%	19%	226	141	197	200	2%
Other Track 3	84	65	-23%	47	64	36%	-1	98%	21	28	33%	14%	18%	240	365	153	157	3%
Other Track 4	5	8	60%	8	14	75%	6	175%	8	7	-13%	40%	37%	960	646	20	19	-5%
Personal Injury	371	364	-2%	361	432	20%	68	119%	246	254	3%	31%	33%	595	596	804	778	-3%
Prod Liability	9	5	-44%	13	14	8%	9	280%	12	9	-25%	41%	47%	1,200	1,080	29	19	-34%
Prof Malpractic	23	24	4%	15	32	113%	8	133%	25	20	-20%	34%	29%	1,154	774	74	68	-8%
PIP Coverage	3	10	233%	2	10	400%	0	100%	0	0	0%	0%	0%	0	0	4	5	25%
Real Property	18	30	67%	21	30	43%	0	100%	7	7	0%	37%	35%	311	221	19	20	5%
Tort Other	104	77	-26%	85	101	19%	24	131%	29	28	-3%	22%	27%	268	305	132	103	-22%
Toxic Tort	0	0	0%	0	0	0%	0	100%	0	0	0%	0%	0%	0	0	0	0	0%
UM/UIM Bod Inj	29	26	-10%	30	37	23%	11	142%	29	19	-34%	38%	33%	829	651	76	57	-25%
Total	2,617	2,463	-6%	2,377	2,873	21%	410	117%	1,097	1,027	-6%	27%	28%	397	365	4,040	3,657	-9%

NOTE: Some Multicounty Litigation (MCL) cases were transferred in November 2014: Atlantic to Bergen = 8,935; Atlantic to Middlesex = 4,070.

CIVIL BACKLOG SUMMARY BY CASETYPE

March 2022

OCEAN

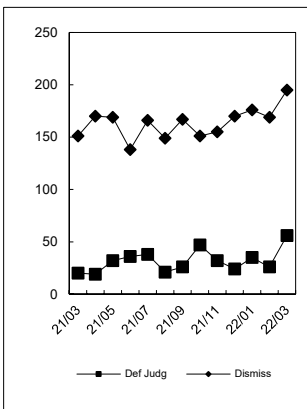
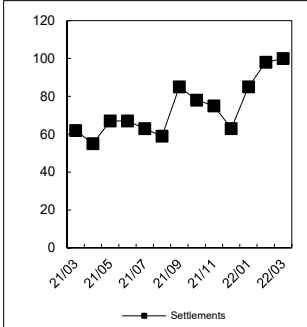
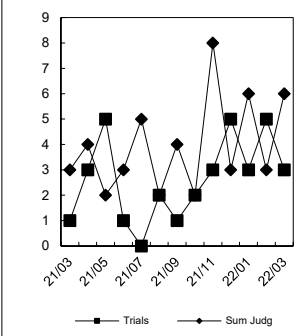
	Cases in Backlog															
	Track 1					Track 2				Track 3			Track 4			Total Backlog
	12 to 18 months	18 to 24 months	24 to 36 months	over 36 months	Total Track 1	18 to 24 months	24 to 36 months	over 36 months	Total Track 2	24 to 36 months	over 36 months	Total Track 3	24 to 36 months	over 36 months	Total Track 4	
Act on Neg Inst	5	0	2	0	7	0	0	0	0	0	0	0	0	0	0	7
Asbestos	0	0	0	0	0	0	0	0	0	0	0	0	0	0	0	0
Assault & Bat	0	0	0	0	0	0	0	0	0	5	2	7	0	0	0	7
Auto - Pers Inj	0	0	0	0	0	168	157	70	395	1	0	1	1	0	1	397
Auto - Property	0	0	0	0	0	4	1	2	7	0	0	0	0	0	0	7
Book Account	8	4	2	0	14	0	0	0	0	0	0	0	0	0	0	14
Civil Rights	0	0	1	0	1	0	0	0	0	1	2	3	0	0	0	4
Complex Comm	0	0	0	0	0	0	0	0	0	0	0	0	3	3	6	6
Condemnation	0	0	0	0	0	0	0	0	0	3	37	40	0	0	0	40
Construction	0	0	0	0	0	1	4	2	7	0	1	1	0	0	0	8
Contract/Comm	0	0	0	0	0	12	16	10	38	0	0	0	0	0	0	38
Employment	0	0	0	0	0	2	1	0	3	0	0	0	0	0	0	3
Lieu of P. Writ	0	0	0	0	0	0	0	0	0	0	0	0	3	2	5	5
Medical Malprac	0	0	0	0	0	0	0	0	0	35	39	74	0	0	0	74
Name Change	0	0	0	0	0	0	0	0	0	0	0	0	0	0	0	0
Other Insurance	2	2	2	1	7	0	0	0	0	0	0	0	0	0	0	7
Other MCL	0	0	0	0	0	0	0	0	0	0	0	0	0	0	0	0
Other Track 1	19	7	7	2	35	1	1	1	3	0	0	0	0	0	0	38
Other Track 3	0	0	0	0	0	0	0	0	0	20	8	28	0	0	0	28
Other Track 4	0	0	0	0	0	0	0	0	0	1	0	1	2	4	6	7
Personal Injury	0	0	0	0	0	100	114	40	254	0	0	0	0	0	0	254
Prod Liability	0	0	0	0	0	0	0	0	0	5	4	9	0	0	0	9
Prof Malpractic	0	0	0	0	0	0	0	0	0	14	6	20	0	0	0	20
PIP Coverage	0	0	0	0	0	0	0	0	0	0	0	0	0	0	0	0
Real Property	2	3	1	1	7	0	0	0	0	0	0	0	0	0	0	7
Tort Other	0	0	0	0	0	11	14	3	28	0	0	0	0	0	0	28
Toxic Tort	0	0	0	0	0	0	0	0	0	0	0	0	0	0	0	0
UM/UIM Bod Inj	0	0	0	0	0	6	13	0	19	0	0	0	0	0	0	19
Total	36	16	15	4	71	305	321	128	754	85	99	184	9	9	18	1,027

NOTE: Some Multicounty Litigation (MCL) cases were transferred in November 2014: Atlantic to Bergen = 8,935; Atlantic to Middlesex = 4,070.

**CIVIL RESOLUTION SUMMARY BY CASETYPE
JULY 2021 - MARCH 2022
OCEAN**

	Trial			Summary					Total	Percent resolved by					
	Jury	Nonjury	Total	Judgment	Settlement	Default Judgment	Dismiss	Other		Trial	Sum Jud	Settle	Default J	Dismiss	Other
Act on Neg Inst	0	0	0	0	0	4	7	0	11	0%	0%	0%	36%	64%	0%
Asbestos	0	0	0	0	0	0	0	0	0	0%	0%	0%	0%	0%	0%
Assault & Bat	0	0	0	0	0	0	21	0	21	0%	0%	0%	0%	100%	0%
Auto - Pers Inj	11	0	11	6	245	4	456	17	739	1%	1%	33%	1%	62%	2%
Auto - Property	0	0	0	1	12	6	12	0	31	0%	3%	39%	19%	39%	0%
Book Account	0	0	0	3	81	210	214	11	519	0%	1%	16%	40%	41%	2%
Civil Rights	0	0	0	0	0	0	5	3	8	0%	0%	0%	0%	63%	38%
Complex Commer	0	0	0	1	3	0	3	0	7	0%	14%	43%	0%	43%	0%
Condemnation	0	0	0	0	3	0	1	10	14	0%	0%	21%	0%	7%	71%
Construction	0	0	0	1	3	1	17	2	24	0%	4%	13%	4%	71%	8%
Contract/Commer	0	0	0	3	70	52	155	17	297	0%	1%	24%	18%	52%	6%
Employment	0	0	0	1	1	0	4	2	8	0%	13%	13%	0%	50%	25%
Lieu of P. Writ	0	7	7	3	4	0	20	2	36	19%	8%	11%	0%	56%	6%
Medical Malprac	0	0	0	1	10	0	26	8	45	0%	2%	22%	0%	58%	18%
Name Change	0	0	0	0	0	0	4	95	99	0%	0%	0%	0%	4%	96%
Other Insurance	0	0	0	1	2	1	9	2	15	0%	7%	13%	7%	60%	13%
Other MCL	0	0	0	0	0	0	0	1	1	0%	0%	0%	0%	0%	100%
Other Track 1	1	0	1	3	45	9	142	64	264	0%	1%	17%	3%	54%	24%
Other Track 3	0	0	0	2	13	1	39	9	64	0%	3%	20%	2%	61%	14%
Other Track 4	0	0	0	1	3	3	5	2	14	0%	7%	21%	21%	36%	14%
Personal Injury	4	0	4	8	146	4	234	36	432	1%	2%	34%	1%	54%	8%
Prod Liability	0	0	0	1	3	0	9	1	14	0%	7%	21%	0%	64%	7%
Prof Malpractic	0	0	0	2	12	0	18	0	32	0%	6%	38%	0%	56%	0%
PIP Coverage	0	0	0	0	2	0	6	2	10	0%	0%	20%	0%	60%	20%
Real Property	0	0	0	0	3	6	13	8	30	0%	0%	10%	20%	43%	27%
Tort Other	0	1	1	1	27	4	60	8	101	1%	1%	27%	4%	59%	8%
Toxic Tort	0	0	0	0	0	0	0	0	0	0%	0%	0%	0%	0%	0%
UM/UIM Bod Inj	0	0	0	0	18	0	18	1	37	0%	0%	49%	0%	49%	3%
Total	16	8	24	39	706	305	1,498	301	2,873	1%	1%	25%	11%	52%	10%

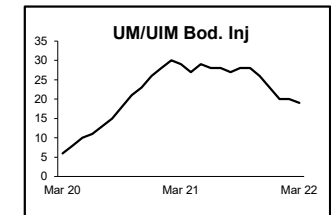
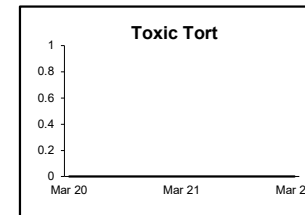
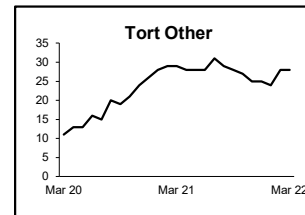
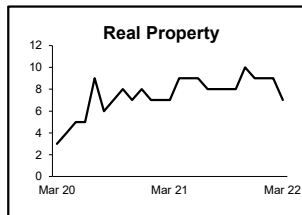
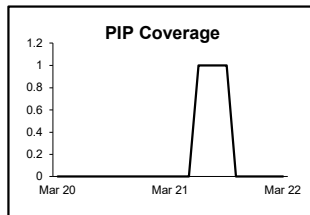
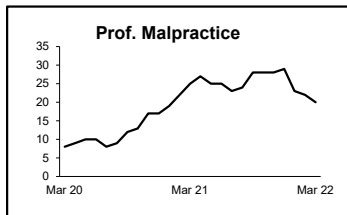
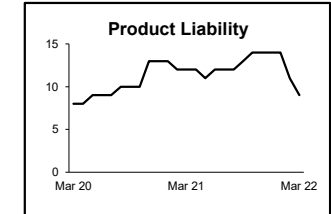
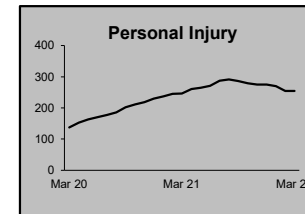
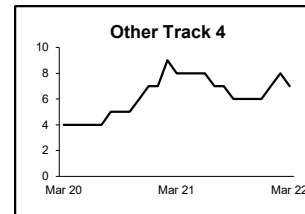
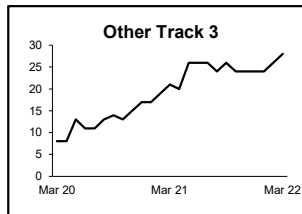
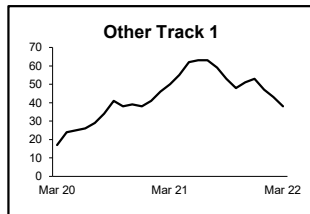
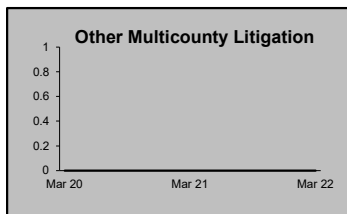
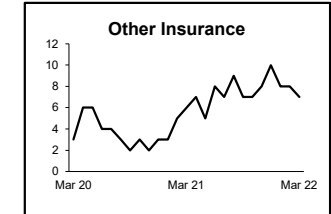
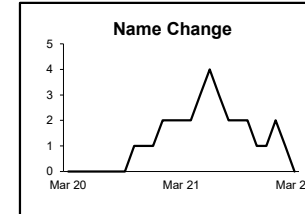
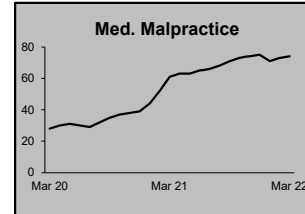
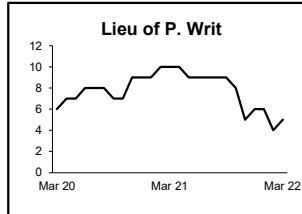
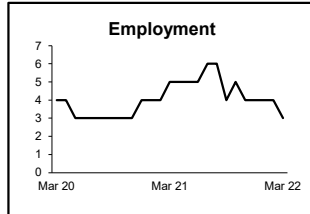
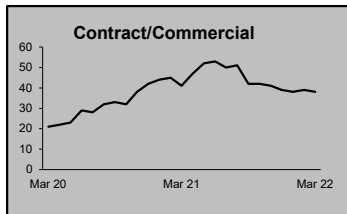
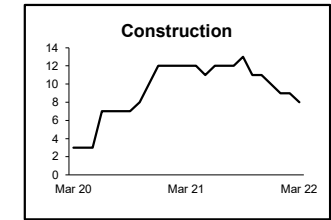
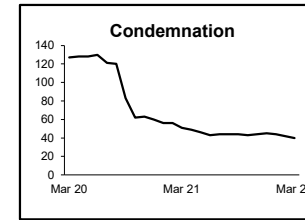
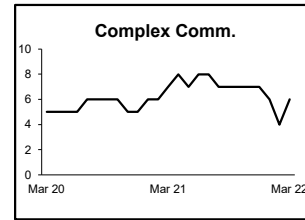
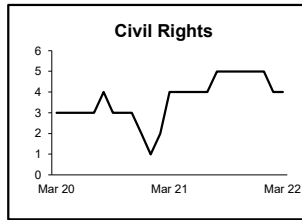
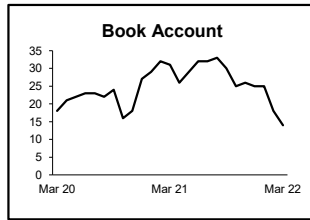
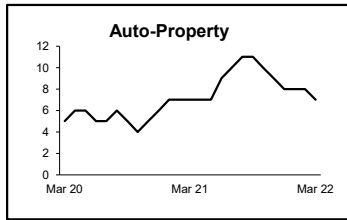
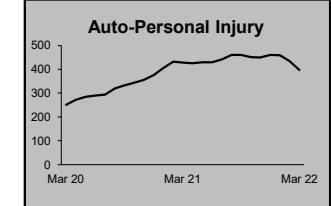
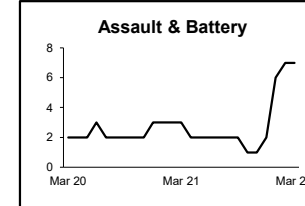
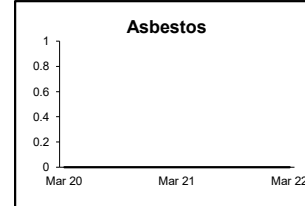
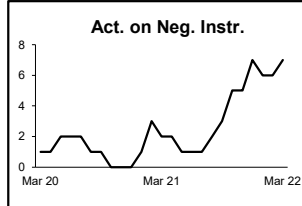
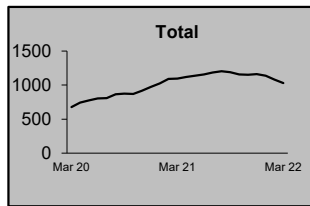
Monthly Resolutions



NOTE: Some Multicounty Litigation (MCL) cases were transferred in November 2014: Atlantic to Bergen = 8,935; Atlantic to Middlesex = 4,070.

**CIVIL BACKLOG BY CASETYPE
MARCH 2022
OCEAN**

	Total	Backlog	% chg
Mar 20		679	
Mar 21		1,097	62%
Mar 22		1,027	-6%



1) Casetypes with the state's largest backlogs are highlighted.

2) Some Multicounty Litigation (MCL) cases were transferred in November 2014: Atlantic to Bergen = 8,935; Atlantic to Middlesex = 4,070.

CIVIL CASELOAD SUMMARY BY CASETYPE
JULY 2021 - MARCH 2022
PASSAIC

	Filings			Resolutions			Clearance		Backlog			Backlog Percent		Backlog Per 100 Monthly Filings		Active Pending		
	Jul 2020 to Mar 2021	Jul 2021 to Mar 2022	percent change	Jul 2020 to Mar 2021	Jul 2021 to Mar 2022	percent change	Jul 2021 - Mar 2022		Mar 2021	Mar 2022	percent change	Mar 2021	Mar 2022	Mar 2021	Mar 2022	Mar 2021	Mar 2022	percent change
							number	percent										
Act on Neg Inst	5	7	40%	8	2	-75%	-5	29%	1	1	0%	25%	11%	150	133	4	9	125%
Asbestos	0	0	0%	0	0	0%	0	100%	0	0	0%	0%	0%	0	0	0	0	0%
Assault & Bat	17	29	71%	5	10	100%	-19	34%	1	9	800%	2%	7%	71	300	44	126	186%
Auto - Pers Inj	1,577	1,356	-14%	1,455	1,568	8%	212	116%	578	631	9%	21%	26%	339	414	2,697	2,461	-9%
Auto - Property	40	51	28%	53	42	-21%	-9	82%	6	7	17%	14%	14%	136	131	43	51	19%
Book Account	447	315	-30%	366	452	23%	137	143%	19	22	16%	6%	11%	44	57	332	197	-41%
Civil Rights	12	33	175%	11	6	-45%	-27	18%	4	10	150%	25%	34%	369	333	16	29	81%
Complex Comm	8	6	-25%	8	5	-38%	-1	83%	3	4	33%	20%	25%	257	800	15	16	7%
Condemnation	0	1		1	1	0%	0	100%	0	1		0%	50%	0	600	1	2	100%
Construction	12	18	50%	8	7	-13%	-11	39%	8	12	50%	35%	40%	800	758	23	30	30%
Contract/Comm	318	280	-12%	277	293	6%	13	105%	61	90	48%	17%	25%	193	279	358	360	1%
Employment	6	10	67%	3	10	233%	0	100%	2	2	0%	29%	25%	300	218	7	8	14%
Lieu of P. Writ	12	12	0%	7	9	29%	-3	75%	5	12	140%	18%	43%	429	800	28	28	0%
Medical Malprac	33	32	-3%	26	34	31%	2	106%	22	36	64%	21%	32%	471	919	103	111	8%
Name Change	68	93	37%	56	97	73%	4	104%	0	1		0%	4%	0	9	25	27	8%
Other Insurance	19	16	-16%	12	17	42%	1	106%	7	6	-14%	29%	29%	311	313	24	21	-13%
Other MCL	1	1	0%	0	0	0%	-1	0%	0	0	0%	0%	0%	0	0	0	0	0%
Other Track 1	137	131	-4%	114	117	3%	-14	89%	29	48	66%	22%	34%	190	343	132	140	6%
Other Track 3	60	57	-5%	60	53	-12%	-4	93%	21	29	38%	20%	24%	319	405	104	120	15%
Other Track 4	11	7	-36%	6	6	0%	-1	86%	13	14	8%	48%	50%	975	1,867	27	28	4%
Personal Injury	406	393	-3%	413	386	-7%	-7	98%	177	208	18%	23%	28%	391	500	778	738	-5%
Prod Liability	5	7	40%	7	2	-71%	-5	29%	5	7	40%	45%	39%	1,200	840	11	18	64%
Prof Malpractic	16	18	13%	12	15	25%	-3	83%	10	18	80%	24%	36%	632	939	41	50	22%
PIP Coverage	16	15	-6%	19	13	-32%	-2	87%	2	3	50%	18%	23%	126	200	11	13	18%
Real Property	10	10	0%	21	16	-24%	6	160%	6	5	-17%	46%	38%	655	333	13	13	0%
Tort Other	71	67	-6%	66	64	-3%	-3	96%	20	38	90%	21%	41%	261	501	97	92	-5%
Toxic Tort	0	1		0	0	0%	-1	0%	0	0	0%	0%	0%	0	0	1	2	100%
UM/UIM Bod Inj	82	57	-30%	72	85	18%	28	149%	24	19	-21%	19%	21%	269	296	126	92	-27%
Total	3,389	3,023	-11%	3,086	3,310	7%	287	109%	1,024	1,233	20%	20%	26%	285	362	5,061	4,782	-6%

NOTE: Some Multicounty Litigation (MCL) cases were transferred in November 2014: Atlantic to Bergen = 8,935; Atlantic to Middlesex = 4,070.

CIVIL BACKLOG SUMMARY BY CASETYPE

March 2022

PASSAIC

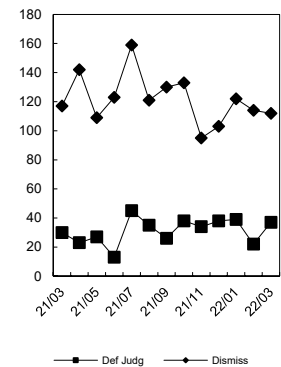
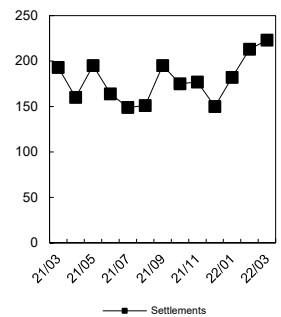
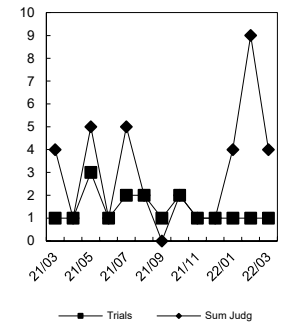
	Cases in Backlog															
	Track 1					Track 2				Track 3			Track 4			Total Backlog
	12 to 18 months	18 to 24 months	24 to 36 months	over 36 months	Total Track 1	18 to 24 months	24 to 36 months	over 36 months	Total Track 2	24 to 36 months	over 36 months	Total Track 3	24 to 36 months	over 36 months	Total Track 4	
Act on Neg Inst	0	1	0	0	1	0	0	0	0	0	0	0	0	0	0	1
Asbestos	0	0	0	0	0	0	0	0	0	0	0	0	0	0	0	0
Assault & Bat	0	0	0	0	0	0	0	0	0	8	1	9	0	0	0	9
Auto - Pers Inj	0	0	0	0	0	304	253	74	631	0	0	0	0	0	0	631
Auto - Property	0	0	0	0	0	4	2	1	7	0	0	0	0	0	0	7
Book Account	10	6	5	1	22	0	0	0	0	0	0	0	0	0	0	22
Civil Rights	0	0	0	0	0	0	0	0	0	5	5	10	0	0	0	10
Complex Comm	0	0	0	0	0	0	0	0	0	0	0	0	1	3	4	4
Condemnation	0	0	0	0	0	0	0	0	0	1	0	1	0	0	0	1
Construction	0	0	0	0	0	2	5	5	12	0	0	0	0	0	0	12
Contract/Comm	0	0	0	0	0	36	38	16	90	0	0	0	0	0	0	90
Employment	0	0	0	0	0	1	1	0	2	0	0	0	0	0	0	2
Lieu of P. Writ	0	0	0	0	0	0	0	0	0	0	0	0	8	4	12	12
Medical Malprac	0	0	0	0	0	0	0	0	0	20	16	36	0	0	0	36
Name Change	1	0	0	0	1	0	0	0	0	0	0	0	0	0	0	1
Other Insurance	2	0	3	1	6	0	0	0	0	0	0	0	0	0	0	6
Other MCL	0	0	0	0	0	0	0	0	0	0	0	0	0	0	0	0
Other Track 1	22	8	14	3	47	1	0	0	1	0	0	0	0	0	0	48
Other Track 3	0	0	0	0	0	0	0	0	0	19	10	29	0	0	0	29
Other Track 4	0	0	0	0	0	0	0	0	0	0	0	0	3	11	14	14
Personal Injury	0	0	0	0	0	96	75	37	208	0	0	0	0	0	0	208
Prod Liability	0	0	0	0	0	0	0	0	0	4	3	7	0	0	0	7
Prof Malpractic	0	0	0	0	0	0	0	0	0	10	8	18	0	0	0	18
PIP Coverage	2	1	0	0	3	0	0	0	0	0	0	0	0	0	0	3
Real Property	2	1	2	0	5	0	0	0	0	0	0	0	0	0	0	5
Tort Other	0	0	0	0	0	13	19	6	38	0	0	0	0	0	0	38
Toxic Tort	0	0	0	0	0	0	0	0	0	0	0	0	0	0	0	0
UM/UIM Bod Inj	0	0	0	0	0	12	5	2	19	0	0	0	0	0	0	19
Total	39	17	24	5	85	469	398	141	1,008	67	43	110	12	18	30	1,233

NOTE: Some Multicounty Litigation (MCL) cases were transferred in November 2014: Atlantic to Bergen = 8,935; Atlantic to Middlesex = 4,070.

CIVIL RESOLUTION SUMMARY BY CASETYPE
JULY 2021 - MARCH 2022
PASSAIC

	Trial			Summary					Total	Percent resolved by					
	Jury	Nonjury	Total	Judgment	Settlement	Default Judgment	Dismiss	Other		Trial	Sum Jud	Settle	Default J	Dismiss	Other
Act on Neg Inst	0	0	0	0	0	1	1	0	2	0%	0%	0%	50%	50%	0%
Asbestos	0	0	0	0	0	0	0	0	0	0%	0%	0%	0%	0%	0%
Assault & Bat	0	0	0	0	3	1	4	2	10	0%	0%	30%	10%	40%	20%
Auto - Pers Inj	8	0	8	6	1,043	8	458	45	1,568	1%	0%	67%	1%	29%	3%
Auto - Property	0	0	0	0	11	11	19	1	42	0%	0%	26%	26%	45%	2%
Book Account	0	0	0	12	62	192	178	8	452	0%	3%	14%	42%	39%	2%
Civil Rights	0	0	0	0	3	0	1	2	6	0%	0%	50%	0%	17%	33%
Complex Commer	0	0	0	0	1	0	4	0	5	0%	0%	20%	0%	80%	0%
Condemnation	0	0	0	0	0	0	1	0	1	0%	0%	0%	0%	100%	0%
Construction	0	0	0	0	1	0	6	0	7	0%	0%	14%	0%	86%	0%
Contract/Commer	0	2	2	5	67	61	129	29	293	1%	2%	23%	21%	44%	10%
Employment	0	0	0	0	2	0	5	3	10	0%	0%	20%	0%	50%	30%
Lieu of P. Writ	0	0	0	1	1	0	6	1	9	0%	11%	11%	0%	67%	11%
Medical Malprac	0	0	0	0	14	0	15	5	34	0%	0%	41%	0%	44%	15%
Name Change	0	0	0	0	0	0	4	93	97	0%	0%	0%	0%	4%	96%
Other Insurance	0	0	0	1	6	1	5	4	17	0%	6%	35%	6%	29%	24%
Other MCL	0	0	0	0	0	0	0	0	0	0%	0%	0%	0%	0%	0%
Other Track 1	0	0	0	0	28	18	41	30	117	0%	0%	24%	15%	35%	26%
Other Track 3	0	0	0	0	31	0	18	4	53	0%	0%	58%	0%	34%	8%
Other Track 4	0	0	0	0	0	1	3	2	6	0%	0%	0%	17%	50%	33%
Personal Injury	2	0	2	0	256	8	103	17	386	1%	0%	66%	2%	27%	4%
Prod Liability	0	0	0	0	1	0	1	0	2	0%	0%	50%	0%	50%	0%
Prof Malpractic	0	0	0	0	6	1	7	1	15	0%	0%	40%	7%	47%	7%
PIP Coverage	0	0	0	1	0	1	10	1	13	0%	8%	0%	8%	77%	8%
Real Property	0	0	0	0	2	3	10	1	16	0%	0%	13%	19%	63%	6%
Tort Other	0	0	0	2	24	5	31	2	64	0%	3%	38%	8%	48%	3%
Toxic Tort	0	0	0	0	0	0	0	0	0	0%	0%	0%	0%	0%	0%
UM/UIM Bod Inj	0	0	0	0	53	2	29	1	85	0%	0%	62%	2%	34%	1%
Total	10	2	12	28	1,615	314	1,089	252	3,310	0%	1%	49%	9%	33%	8%

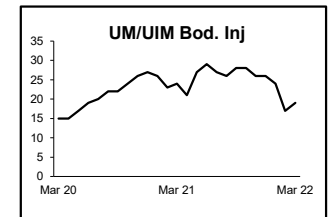
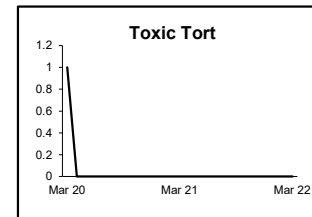
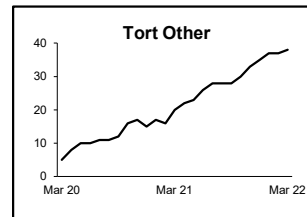
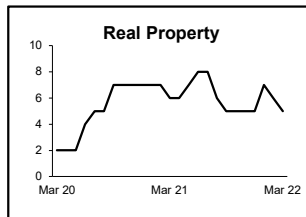
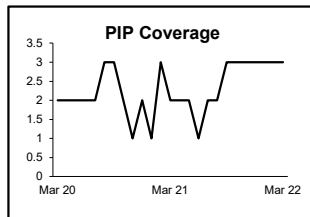
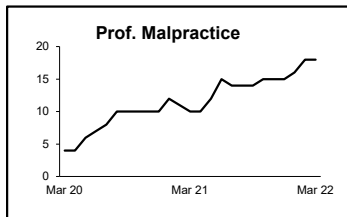
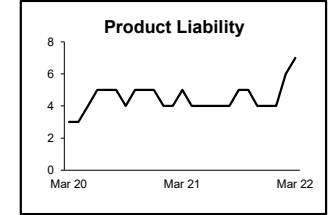
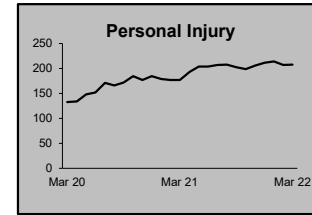
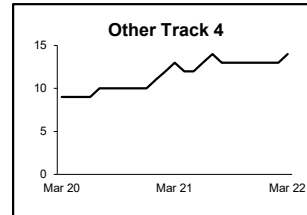
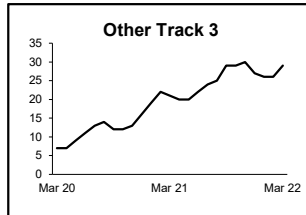
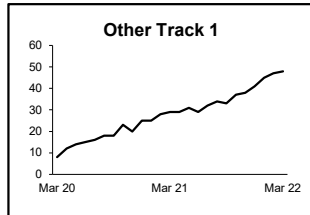
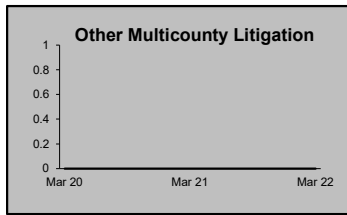
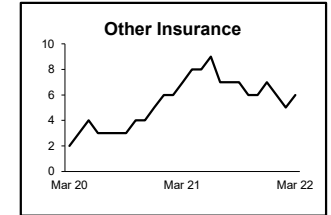
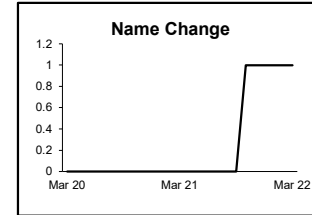
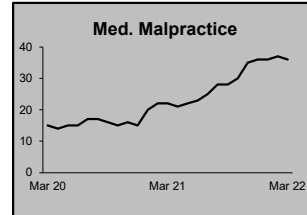
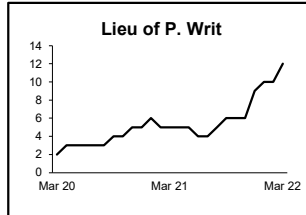
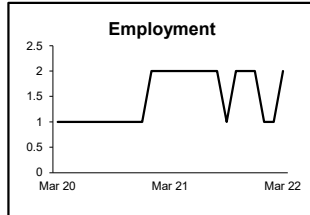
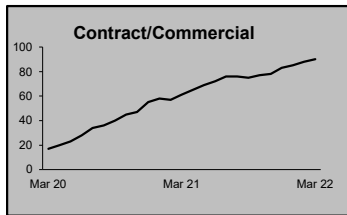
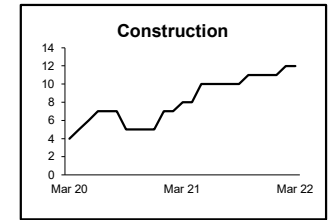
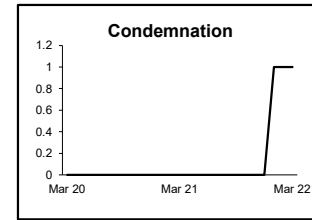
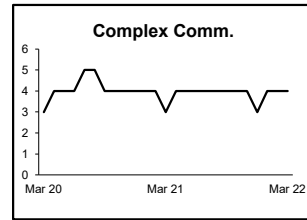
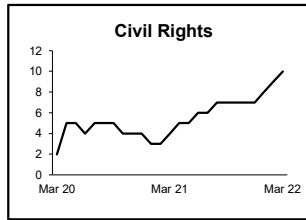
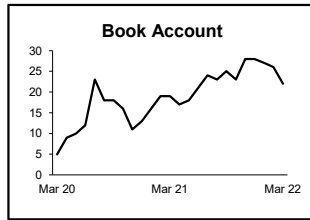
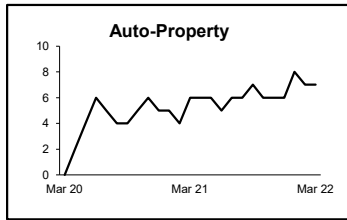
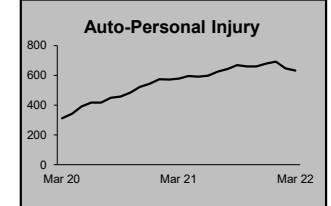
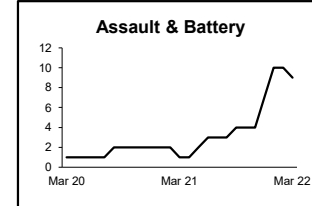
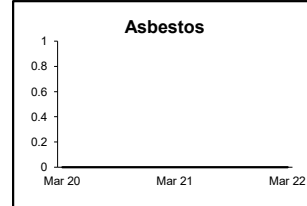
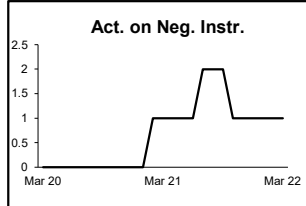
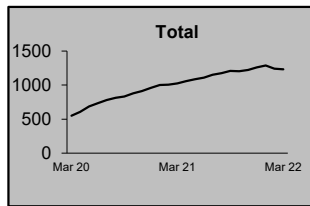
Monthly Resolutions



NOTE: Some Multicounty Litigation (MCL) cases were transferred in November 2014: Atlantic to Bergen = 8,935; Atlantic to Middlesex = 4,070.

**CIVIL BACKLOG BY CASETYPE
MARCH 2022
PASSAIC**

	Total	Backlog	% chg
Mar 20	552		
Mar 21	1,024	86%	
Mar 22	1,233	20%	



1) Casetypes with the state's largest backlogs are highlighted.

2) Some Multicounty Litigation (MCL) cases were transferred in November 2014: Atlantic to Bergen = 8,935; Atlantic to Middlesex = 4,070.

CIVIL CASELOAD SUMMARY BY CASETYPE
JULY 2021 - MARCH 2022
SALEM

	Filings			Resolutions			Clearance		Backlog			Backlog Percent		Backlog Per 100 Monthly Filings		Active Pending		
	Jul 2020 to Mar 2021	Jul 2021 to Mar 2022	percent change	Jul 2020 to Mar 2021	Jul 2021 to Mar 2022	percent change	Jul 2021 - Mar 2022		Mar 2021	Mar 2022	percent change	Mar 2021	Mar 2022	Mar 2021	Mar 2022	Mar 2021	Mar 2022	percent change
							number	percent										
Act on Neg Inst	0	0	0%	0	1		1	100%	0	0	0%	0%	0%	0	0	0	0	0%
Asbestos	0	0	0%	0	0	0%	0	100%	0	0	0%	0%	0%	0	0	0	0	0%
Assault & Bat	1	5	400%	5	1	-80%	-4	20%	1	1	0%	50%	17%	1,200	200	2	6	200%
Auto - Pers Inj	34	34	0%	25	29	16%	-5	85%	10	13	30%	19%	23%	300	363	54	57	6%
Auto - Property	7	6	-14%	3	11	267%	5	183%	0	0	0%	0%	0%	0	0	8	4	-50%
Book Account	37	29	-22%	29	39	34%	10	134%	2	3	50%	6%	21%	56	95	32	14	-56%
Civil Rights	3	2	-33%	3	4	33%	2	200%	2	0	-100%	40%	0%	800	0	5	3	-40%
Complex Comm	0	0	0%	0	0	0%	0	100%	0	0	0%	0%	0%	0	0	0	0	0%
Condemnation	0	0	0%	0	0	0%	0	100%	0	0	0%	0%	0%	0	0	0	0	0%
Construction	3	1	-67%	1	0	-100%	-1	0%	1	1	0%	25%	25%	300	1,200	4	4	0%
Contract/Comm	29	21	-28%	29	28	-3%	7	133%	3	1	-67%	10%	5%	106	39	29	20	-31%
Employment	0	0	0%	0	0	0%	0	100%	0	0	0%	0%	0%	0	0	0	0	0%
Lieu of P. Writ	2	4	100%	1	2	100%	-2	50%	0	1		0%	25%	0	300	3	4	33%
Medical Malprac	0	2		0	0	0%	-2	0%	1	2	100%	50%	50%		1,200	2	4	100%
Name Change	11	12	9%	11	14	27%	2	117%	0	0	0%	0%	0%	0	0	2	1	-50%
Other Insurance	3	0	-100%	3	1	-67%	1	100%	1	1	0%	50%	100%	400		2	1	-50%
Other MCL	0	0	0%	0	0	0%	0	100%	0	0	0%	0%	0%	0	0	0	0	0%
Other Track 1	23	26	13%	27	27	0%	1	104%	0	1		0%	7%	0	34	11	14	27%
Other Track 3	4	12	200%	6	8	33%	-4	67%	2	3	50%	20%	20%	267	225	10	15	50%
Other Track 4	4	0	-100%	2	1	-50%	1	100%	2	2	0%	50%	67%	600		4	3	-25%
Personal Injury	27	21	-22%	29	23	-21%	2	110%	7	16	129%	16%	41%	233	686	45	39	-13%
Prod Liability	0	0	0%	0	0	0%	0	100%	2	3	50%	50%	100%			4	3	-25%
Prof Malpractic	2	1	-50%	1	0	-100%	-1	0%	0	0	0%	0%	0%	0	0	2	4	100%
PIP Coverage	1	0	-100%	0	0	0%	0	100%	0	0	0%	0%	0%	0	0	1	0	-100%
Real Property	2	2	0%	0	6		4	300%	0	0	0%	0%	0%	0	0	3	0	-100%
Tort Other	7	7	0%	10	5	-50%	-2	71%	0	1		0%	9%	0	100	9	11	22%
Toxic Tort	0	7		0	5		-2	71%	0	0	0%	0%	0%	0	0	0	2	
UM/UIM Bod Inj	3	2	-33%	3	2	-33%	0	100%	0	1		0%	25%	0	600	4	4	0%
Total	203	194	-4%	188	207	10%	13	107%	34	50	47%	14%	23%	161	232	236	213	-10%

NOTE: Some Multicounty Litigation (MCL) cases were transferred in November 2014: Atlantic to Bergen = 8,935; Atlantic to Middlesex = 4,070.

CIVIL BACKLOG SUMMARY BY CASETYPE

March 2022

SALEM

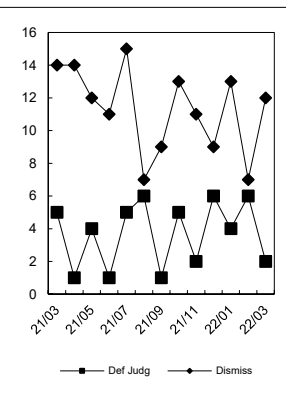
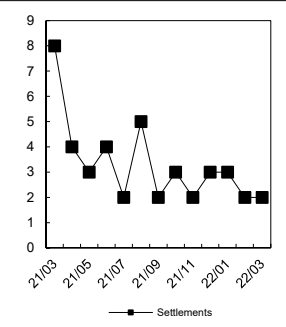
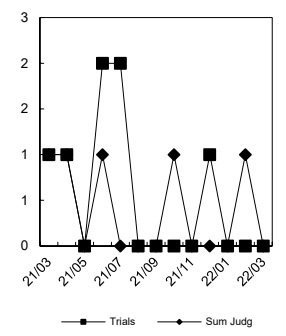
	Cases in Backlog															
	Track 1					Track 2				Track 3			Track 4			Total Backlog
	12 to 18 months	18 to 24 months	24 to 36 months	over 36 months	Total Track 1	18 to 24 months	24 to 36 months	over 36 months	Total Track 2	24 to 36 months	over 36 months	Total Track 3	24 to 36 months	over 36 months	Total Track 4	
Act on Neg Inst	0	0	0	0	0	0	0	0	0	0	0	0	0	0	0	0
Asbestos	0	0	0	0	0	0	0	0	0	0	0	0	0	0	0	0
Assault & Bat	0	0	0	0	0	0	0	0	0	0	1	1	0	0	0	0
Auto - Pers Inj	0	0	0	0	0	5	7	1	13	0	0	0	0	0	0	13
Auto - Property	0	0	0	0	0	0	0	0	0	0	0	0	0	0	0	0
Book Account	2	1	0	0	3	0	0	0	0	0	0	0	0	0	0	3
Civil Rights	0	0	0	0	0	0	0	0	0	0	0	0	0	0	0	0
Complex Comm	0	0	0	0	0	0	0	0	0	0	0	0	0	0	0	0
Condemnation	0	0	0	0	0	0	0	0	0	0	0	0	0	0	0	0
Construction	0	0	0	0	0	0	0	1	1	0	0	0	0	0	0	1
Contract/Comm	0	0	0	0	0	0	1	0	1	0	0	0	0	0	0	1
Employment	0	0	0	0	0	0	0	0	0	0	0	0	0	0	0	0
Lieu of P. Writ	0	0	0	0	0	0	0	0	0	0	0	0	1	0	1	1
Medical Malprac	0	0	0	0	0	0	0	0	0	1	1	2	0	0	0	2
Name Change	0	0	0	0	0	0	0	0	0	0	0	0	0	0	0	0
Other Insurance	0	0	1	0	1	0	0	0	0	0	0	0	0	0	0	1
Other MCL	0	0	0	0	0	0	0	0	0	0	0	0	0	0	0	0
Other Track 1	1	0	0	0	1	0	0	0	0	0	0	0	0	0	0	1
Other Track 3	0	0	0	0	0	0	0	0	0	2	1	3	0	0	0	3
Other Track 4	0	0	0	0	0	0	0	0	0	0	0	0	0	2	2	2
Personal Injury	0	0	0	0	0	6	7	3	16	0	0	0	0	0	0	16
Prod Liability	0	0	0	0	0	0	0	0	0	2	1	3	0	0	0	3
Prof Malpractic	0	0	0	0	0	0	0	0	0	0	0	0	0	0	0	0
PIP Coverage	0	0	0	0	0	0	0	0	0	0	0	0	0	0	0	0
Real Property	0	0	0	0	0	0	0	0	0	0	0	0	0	0	0	0
Tort Other	0	0	0	0	0	1	0	0	1	0	0	0	0	0	0	1
Toxic Tort	0	0	0	0	0	0	0	0	0	0	0	0	0	0	0	0
UM/UIM Bod Inj	0	0	0	0	0	1	0	0	1	0	0	0	0	0	0	1
Total	3	1	1	0	5	13	15	5	33	5	4	9	1	2	3	50

NOTE: Some Multicounty Litigation (MCL) cases were transferred in November 2014: Atlantic to Bergen = 8,935; Atlantic to Middlesex = 4,070.

**CIVIL RESOLUTION SUMMARY BY CASETYPE
JULY 2021 - MARCH 2022
SALEM**

	Trial			Summary					Total	Percent resolved by					
	Jury	Nonjury	Total	Judgment	Settlement	Default Judgment	Dismiss	Other		Trial	Sum Jud	Settle	Default J	Dismiss	Other
Act on Neg Inst	0	0	0	0	0	0	1	0	1	0%	0%	0%	0%	100%	0%
Asbestos	0	0	0	0	0	0	0	0	0	0%	0%	0%	0%	0%	0%
Assault & Bat	0	0	0	0	0	0	1	0	1	0%	0%	0%	0%	100%	0%
Auto - Pers Inj	1	0	1	0	8	0	15	5	29	3%	0%	28%	0%	52%	17%
Auto - Property	0	0	0	0	0	5	6	0	11	0%	0%	0%	45%	55%	0%
Book Account	0	0	0	0	3	19	16	1	39	0%	0%	8%	49%	41%	3%
Civil Rights	0	0	0	0	3	0	1	0	4	0%	0%	75%	0%	25%	0%
Complex Commer	0	0	0	0	0	0	0	0	0	0%	0%	0%	0%	0%	0%
Condemnation	0	0	0	0	0	0	0	0	0	0%	0%	0%	0%	0%	0%
Construction	0	0	0	0	0	0	0	0	0	0%	0%	0%	0%	0%	0%
Contract/Commer	0	2	2	1	1	8	13	3	28	7%	4%	4%	29%	46%	11%
Employment	0	0	0	0	0	0	0	0	0	0%	0%	0%	0%	0%	0%
Lieu of P. Writ	0	0	0	0	0	0	2	0	2	0%	0%	0%	0%	100%	0%
Medical Malprac	0	0	0	0	0	0	0	0	0	0%	0%	0%	0%	0%	0%
Name Change	0	0	0	0	0	0	0	14	14	0%	0%	0%	0%	0%	100%
Other Insurance	0	0	0	0	0	0	1	0	1	0%	0%	0%	0%	100%	0%
Other MCL	0	0	0	0	0	0	0	0	0	0%	0%	0%	0%	0%	0%
Other Track 1	0	0	0	0	3	3	10	11	27	0%	0%	11%	11%	37%	41%
Other Track 3	0	0	0	0	0	0	5	3	8	0%	0%	0%	0%	63%	38%
Other Track 4	0	0	0	0	0	0	1	0	1	0%	0%	0%	0%	100%	0%
Personal Injury	0	0	0	0	4	1	16	2	23	0%	0%	17%	4%	70%	9%
Prod Liability	0	0	0	0	0	0	0	0	0	0%	0%	0%	0%	0%	0%
Prof Malpractic	0	0	0	0	0	0	0	0	0	0%	0%	0%	0%	0%	0%
PIP Coverage	0	0	0	0	0	0	0	0	0	0%	0%	0%	0%	0%	0%
Real Property	0	0	0	0	1	1	2	2	6	0%	0%	17%	17%	33%	33%
Tort Other	0	0	0	1	1	0	3	0	5	0%	20%	20%	0%	60%	0%
Toxic Tort	0	0	0	0	0	0	1	4	5	0%	0%	0%	0%	20%	80%
UM/UIM Bod Inj	0	0	0	0	0	0	2	0	2	0%	0%	0%	0%	100%	0%
Total	1	2	3	2	24	37	96	45	207	1%	1%	12%	18%	46%	22%

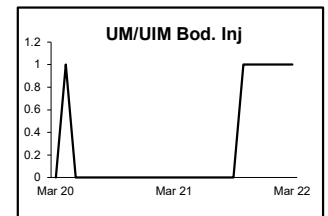
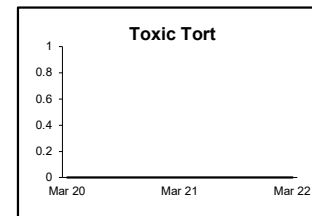
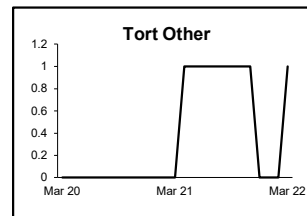
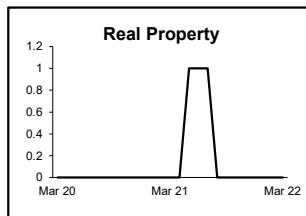
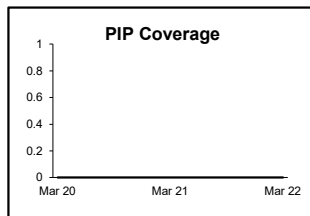

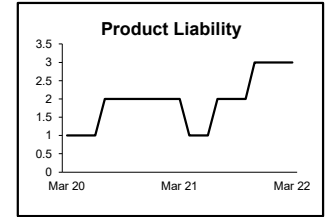
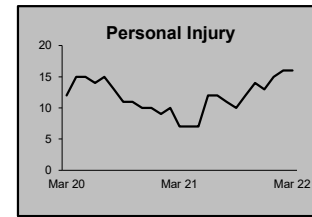
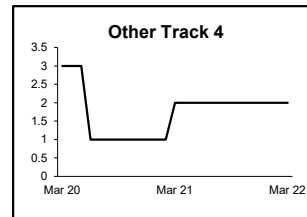
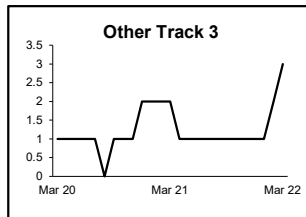
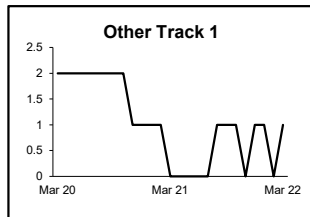
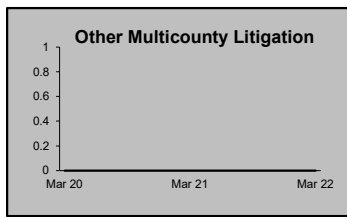
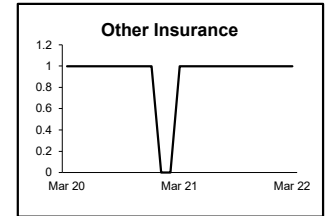

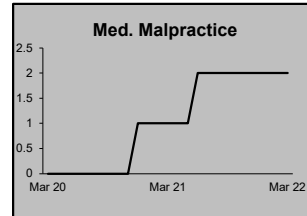
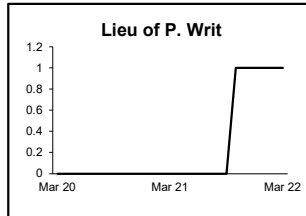
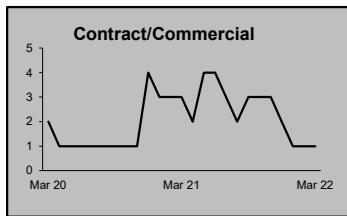
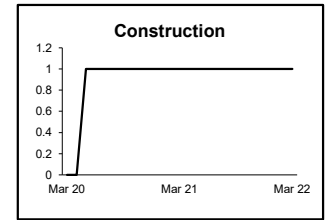
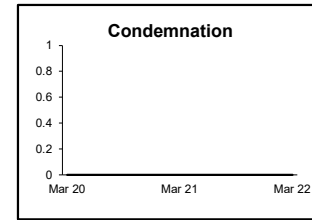

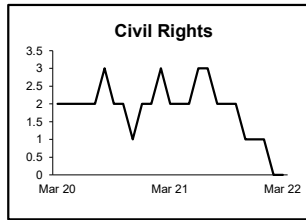
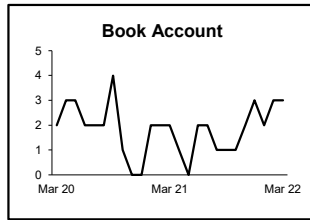
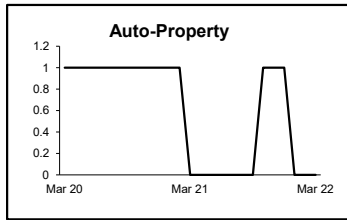
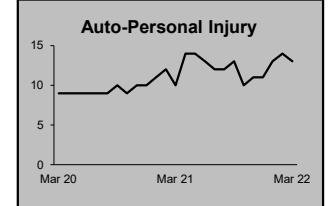
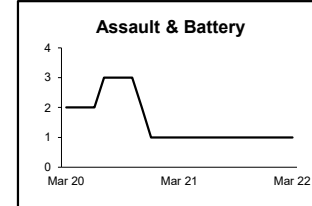
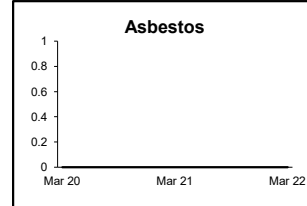

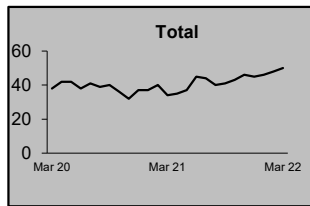
Monthly Resolutions



NOTE: Some Multicounty Litigation (MCL) cases were transferred in November 2014: Atlantic to Bergen = 8,935; Atlantic to Middlesex = 4,070.

**CIVIL BACKLOG BY CASETYPE
MARCH 2022
SALEM**

	Total	Backlog	% chg
Mar 20		38	
Mar 21		34	-11%
Mar 22		50	47%



1) Casetypes with the state's largest backlogs are highlighted.

2) Some Multicounty Litigation (MCL) cases were transferred in November 2014: Atlantic to Bergen = 8,935; Atlantic to Middlesex = 4,070.

CIVIL CASELOAD SUMMARY BY CASETYPE
JULY 2021 - MARCH 2022
SOMERSET

	Filings			Resolutions			Clearance		Backlog			Backlog Percent		Backlog Per 100 Monthly Filings		Active Pending		
	Jul 2020 to Mar 2021	Jul 2021 to Mar 2022	percent change	Jul 2020 to Mar 2021	Jul 2021 to Mar 2022	percent change	Jul 2021 - Mar 2022		Mar 2021	Mar 2022	percent change	Mar 2021	Mar 2022	Mar 2021	Mar 2022	Mar 2021	Mar 2022	percent change
							number	percent										
Act on Neg Inst	3	3	0%	5	3	-40%	0	100%	0	0	0%	0%	0%	0	0	1	3	200%
Asbestos	0	0	0%	0	0	0%	0	100%	0	0	0%	0%	0%	0	0	0	0	0%
Assault & Bat	4	9	125%	3	6	100%	-3	67%	1	2	100%	13%	14%	240	200	8	14	75%
Auto - Pers Inj	297	261	-12%	277	306	10%	45	117%	164	173	5%	26%	32%	465	582	624	545	-13%
Auto - Property	21	18	-14%	15	19	27%	1	106%	1	1	0%	4%	6%	48	60	24	17	-29%
Book Account	247	201	-19%	168	248	48%	47	123%	0	6		0%	6%	0	25	181	109	-40%
Civil Rights	6	9	50%	4	5	25%	-4	56%	0	2		0%	20%	0	267	8	10	25%
Complex Comm	9	2	-78%	8	7	-13%	5	350%	4	4	0%	22%	29%	400	1,600	18	14	-22%
Condemnation	2	3	50%	2	3	50%	0	100%	2	1	-50%	33%	25%	1,200	240	6	4	-33%
Construction	15	10	-33%	9	19	111%	9	190%	4	5	25%	21%	56%	267	462	19	9	-53%
Contract/Comm	226	230	2%	216	222	3%	-8	97%	24	40	67%	10%	15%	105	158	238	270	13%
Employment	5	12	140%	5	5	0%	-7	42%	0	0	0%	0%	0%	0	0	7	12	71%
Lieu of P. Writ	11	14	27%	8	8	0%	-6	57%	0	0	0%	0%	0%	0	0	8	16	100%
Medical Malprac	21	14	-33%	21	18	-14%	4	129%	17	16	-6%	32%	32%	680	960	53	50	-6%
Name Change	63	75	19%	60	78	30%	3	104%	0	0	0%	0%	0%	0	0	15	10	-33%
Other Insurance	17	10	-41%	6	8	33%	-2	80%	0	3		0%	23%	0	277	17	13	-24%
Other MCL	0	0	0%	0	0	0%	0	100%	0	0	0%	0%	0%	0	0	0	0	0%
Other Track 1	101	101	0%	74	76	3%	-25	75%	0	5		0%	9%	0	44	53	57	8%
Other Track 3	44	44	0%	42	38	-10%	-6	86%	3	12	300%	5%	17%	67	232	60	72	20%
Other Track 4	7	5	-29%	10	8	-20%	3	160%	7	9	29%	39%	47%	1,050	1,200	18	19	6%
Personal Injury	139	131	-6%	132	136	3%	5	104%	82	92	12%	28%	32%	521	603	298	291	-2%
Prod Liability	5	1	-80%	6	4	-33%	3	400%	0	3		0%	50%	0	720	8	6	-25%
Prof Malpractic	13	11	-15%	20	14	-30%	3	127%	11	12	9%	37%	41%	695	1,029	30	29	-3%
PIP Coverage	2	3	50%	3	3	0%	0	100%	0	0	0%	0%	0%	0	0	2	1	-50%
Real Property	9	12	33%	7	5	-29%	-7	42%	0	1		0%	9%	0	75	6	11	83%
Tort Other	48	55	15%	50	55	10%	0	100%	7	10	43%	13%	19%	127	156	53	53	0%
Toxic Tort	0	0	0%	0	0	0%	0	100%	0	0	0%	0%	0%	0	0	0	0	0%
UM/UIM Bod Inj	21	17	-19%	12	18	50%	1	106%	8	10	25%	24%	28%	356	545	33	36	9%
Total	1,336	1,251	-6%	1,163	1,312	13%	61	105%	335	407	21%	19%	24%	238	286	1,788	1,671	-7%

NOTE: Some Multicounty Litigation (MCL) cases were transferred in November 2014: Atlantic to Bergen = 8,935; Atlantic to Middlesex = 4,070.

CIVIL BACKLOG SUMMARY BY CASETYPE

March 2022

SOMERSET

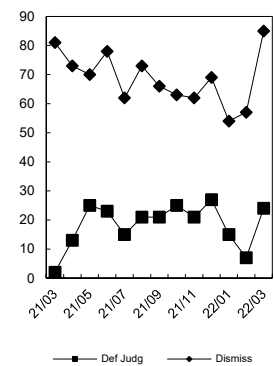
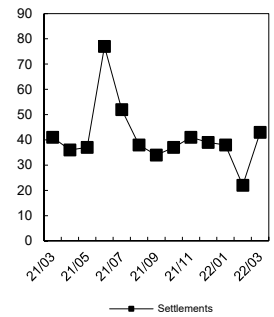
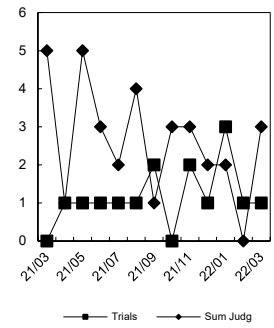
	Cases in Backlog															
	Track 1					Track 2				Track 3			Track 4			Total Backlog
	12 to 18 months	18 to 24 months	24 to 36 months	over 36 months	Total Track 1	18 to 24 months	24 to 36 months	over 36 months	Total Track 2	24 to 36 months	over 36 months	Total Track 3	24 to 36 months	over 36 months	Total Track 4	
Act on Neg Inst	0	0	0	0	0	0	0	0	0	0	0	0	0	0	0	0
Asbestos	0	0	0	0	0	0	0	0	0	0	0	0	0	0	0	0
Assault & Bat	0	0	0	0	0	0	0	0	0	1	1	2	0	0	0	0
Auto - Pers Inj	0	0	0	0	0	86	75	12	173	0	0	0	0	0	0	173
Auto - Property	0	0	0	0	0	0	1	0	1	0	0	0	0	0	0	1
Book Account	6	0	0	0	6	0	0	0	0	0	0	0	0	0	0	6
Civil Rights	0	0	0	0	0	0	0	0	0	2	0	2	0	0	0	2
Complex Comm	0	0	0	0	0	0	0	0	0	0	0	0	1	3	4	4
Condemnation	0	0	0	0	0	0	0	0	0	0	1	1	0	0	0	1
Construction	0	0	0	0	0	0	3	2	5	0	0	0	0	0	0	5
Contract/Comm	0	0	0	0	0	22	12	6	40	0	0	0	0	0	0	40
Employment	0	0	0	0	0	0	0	0	0	0	0	0	0	0	0	0
Lieu of P. Writ	0	0	0	0	0	0	0	0	0	0	0	0	0	0	0	0
Medical Malprac	0	0	0	0	0	0	0	0	0	6	10	16	0	0	0	16
Name Change	0	0	0	0	0	0	0	0	0	0	0	0	0	0	0	0
Other Insurance	3	0	0	0	3	0	0	0	0	0	0	0	0	0	0	3
Other MCL	0	0	0	0	0	0	0	0	0	0	0	0	0	0	0	0
Other Track 1	5	0	0	0	5	0	0	0	0	0	0	0	0	0	0	5
Other Track 3	0	0	0	0	0	0	0	0	0	11	1	12	0	0	0	12
Other Track 4	0	0	0	0	0	0	0	0	0	0	0	0	4	5	9	9
Personal Injury	0	0	0	0	0	33	47	12	92	0	0	0	0	0	0	92
Prod Liability	0	0	0	0	0	0	0	0	0	3	0	3	0	0	0	3
Prof Malpractic	0	0	0	0	0	0	0	0	0	5	7	12	0	0	0	12
PIP Coverage	0	0	0	0	0	0	0	0	0	0	0	0	0	0	0	0
Real Property	1	0	0	0	1	0	0	0	0	0	0	0	0	0	0	1
Tort Other	0	0	0	0	0	6	3	1	10	0	0	0	0	0	0	10
Toxic Tort	0	0	0	0	0	0	0	0	0	0	0	0	0	0	0	0
UM/UIM Bod Inj	0	0	0	0	0	5	2	3	10	0	0	0	0	0	0	10
Total	15	0	0	0	15	152	143	36	331	28	20	48	5	8	13	407

NOTE: Some Multicounty Litigation (MCL) cases were transferred in November 2014: Atlantic to Bergen = 8,935; Atlantic to Middlesex = 4,070.

**CIVIL RESOLUTION SUMMARY BY CASETYPE
JULY 2021 - MARCH 2022
SOMERSET**

	Trial			Summary					Total	Percent resolved by					
	Jury	Nonjury	Total	Judgment	Settlement	Default Judgment	Dismiss	Other		Trial	Sum Jud	Settle	Default J	Dismiss	Other
Act on Neg Inst	0	0	0	0	0	0	3	0	3	0%	0%	0%	0%	100%	0%
Asbestos	0	0	0	0	0	0	0	0	0	0%	0%	0%	0%	0%	0%
Assault & Bat	0	0	0	0	1	0	2	3	6	0%	0%	17%	0%	33%	50%
Auto - Pers Inj	5	0	5	0	127	1	165	8	306	2%	0%	42%	0%	54%	3%
Auto - Property	0	0	0	0	7	0	12	0	19	0%	0%	37%	0%	63%	0%
Book Account	0	0	0	5	38	97	102	6	248	0%	2%	15%	39%	41%	2%
Civil Rights	0	0	0	1	0	0	3	1	5	0%	20%	0%	0%	60%	20%
Complex Commer	0	0	0	0	5	0	1	1	7	0%	0%	71%	0%	14%	14%
Condemnation	0	0	0	0	2	0	0	1	3	0%	0%	67%	0%	0%	33%
Construction	0	0	0	0	6	3	10	0	19	0%	0%	32%	16%	53%	0%
Contract/Commer	0	2	2	9	46	42	114	9	222	1%	4%	21%	19%	51%	4%
Employment	0	0	0	0	0	0	4	1	5	0%	0%	0%	0%	80%	20%
Lieu of P. Writ	0	1	1	0	3	0	3	1	8	13%	0%	38%	0%	38%	13%
Medical Malprac	0	0	0	0	6	0	12	0	18	0%	0%	33%	0%	67%	0%
Name Change	0	0	0	0	0	0	1	77	78	0%	0%	0%	0%	1%	99%
Other Insurance	0	0	0	0	2	1	2	3	8	0%	0%	25%	13%	25%	38%
Other MCL	0	0	0	0	0	0	0	0	0	0%	0%	0%	0%	0%	0%
Other Track 1	0	1	1	1	14	11	21	28	76	1%	1%	18%	14%	28%	37%
Other Track 3	0	0	0	0	11	0	19	8	38	0%	0%	29%	0%	50%	21%
Other Track 4	0	0	0	0	2	0	4	2	8	0%	0%	25%	0%	50%	25%
Personal Injury	1	0	1	2	50	3	68	12	136	1%	1%	37%	2%	50%	9%
Prod Liability	0	0	0	0	2	0	2	0	4	0%	0%	50%	0%	50%	0%
Prof Malpractic	0	0	0	1	8	0	1	4	14	0%	7%	57%	0%	7%	29%
PIP Coverage	0	0	0	0	0	0	2	1	3	0%	0%	0%	0%	67%	33%
Real Property	0	0	0	0	2	1	2	0	5	0%	0%	40%	20%	40%	0%
Tort Other	0	0	0	1	5	17	29	3	55	0%	2%	9%	31%	53%	5%
Toxic Tort	0	0	0	0	0	0	0	0	0	0%	0%	0%	0%	0%	0%
UM/UIM Bod Inj	2	0	2	0	7	0	9	0	18	11%	0%	39%	0%	50%	0%
Total	8	4	12	20	344	176	591	169	1,312	1%	2%	26%	13%	45%	13%

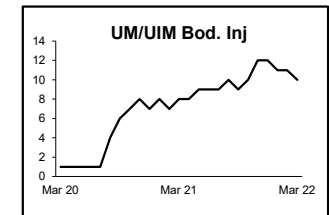
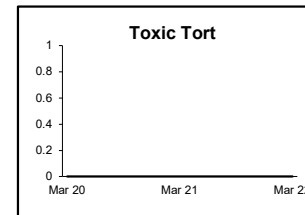
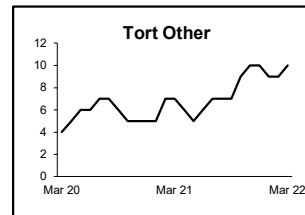
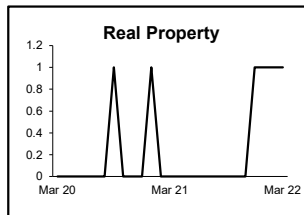
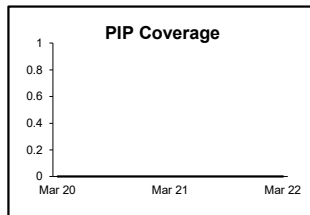
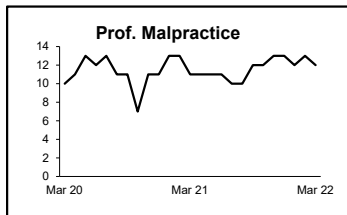
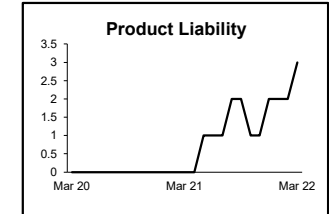
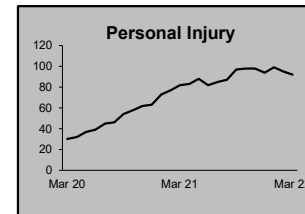
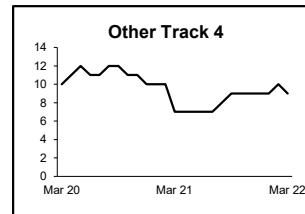
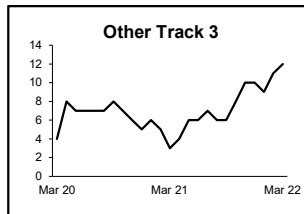
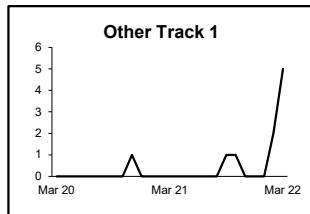
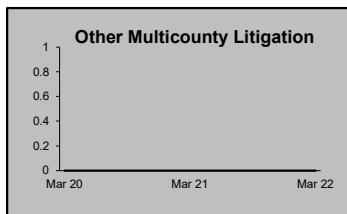
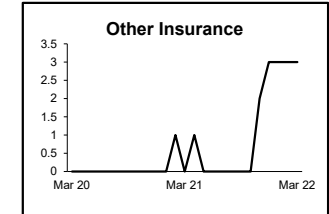

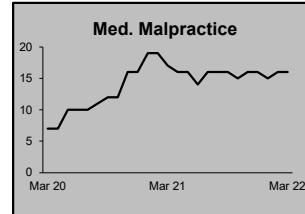
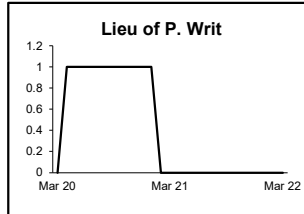
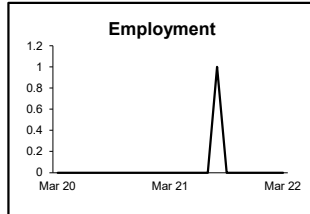
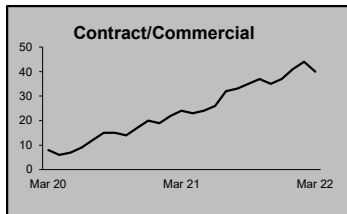
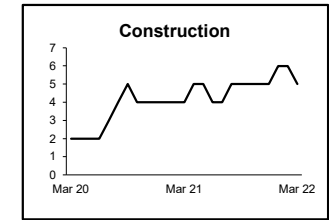
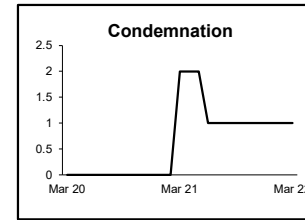
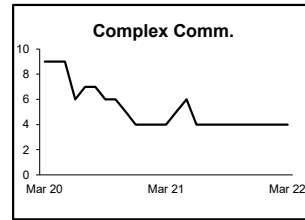
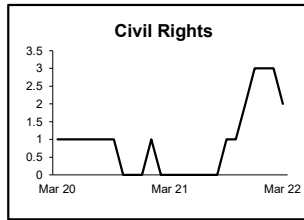
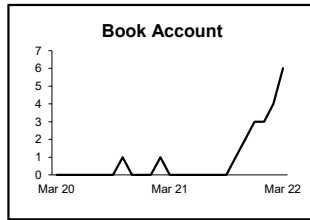
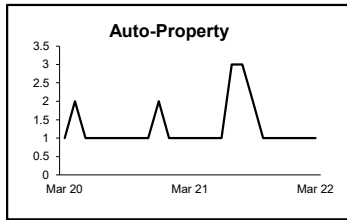
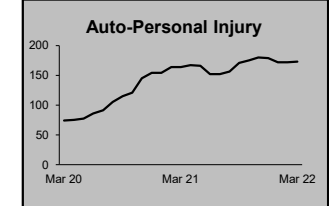
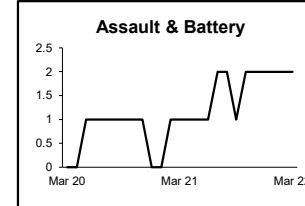
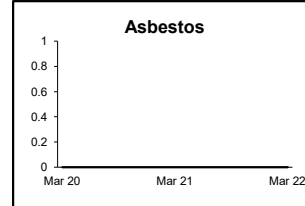

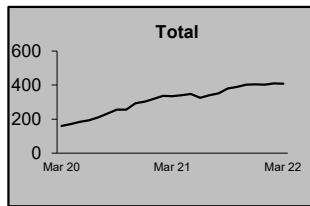
Monthly Resolutions



NOTE: Some Multicounty Litigation (MCL) cases were transferred in November 2014: Atlantic to Bergen = 8,935; Atlantic to Middlesex = 4,070.

**CIVIL BACKLOG BY CASETYPE
MARCH 2022
SOMERSET**

	Total	Backlog	% chg
Mar 20	161		
Mar 21	335	108%	
Mar 22	407	21%	



1) Casetypes with the state's largest backlogs are highlighted.

2) Some Multicounty Litigation (MCL) cases were transferred in November 2014: Atlantic to Bergen = 8,935; Atlantic to Middlesex = 4,070.

CIVIL CASELOAD SUMMARY BY CASETYPE
JULY 2021 - MARCH 2022
SUSSEX

	Filings			Resolutions			Clearance		Backlog			Backlog Percent		Backlog Per 100 Monthly Filings		Active Pending		
	Jul 2020 to Mar 2021	Jul 2021 to Mar 2022	percent change	Jul 2020 to Mar 2021	Jul 2021 to Mar 2022	percent change	Jul 2021 - Mar 2022		Mar 2021	Mar 2022	percent change	Mar 2021	Mar 2022	Mar 2021	Mar 2022	Mar 2021	Mar 2022	percent change
							number	percent										
Act on Neg Inst	0	1		1	1	0%	0	100%	0	0	0%	0%	0%	0	0	0	1	
Asbestos	0	0	0%	0	0	0%	0	100%	0	0	0%	0%	0%	0	0	0	0	0%
Assault & Bat	2	3	50%	1	1	0%	-2	33%	1	0	-100%	20%	0%	400	0	5	4	-20%
Auto - Pers Inj	81	74	-9%	71	63	-11%	-11	85%	32	32	0%	23%	23%	362	392	139	141	1%
Auto - Property	3	7	133%	5	6	20%	-1	86%	0	0	0%	0%	0%	0	0	5	5	0%
Book Account	127	110	-13%	92	143	55%	33	130%	4	4	0%	4%	7%	34	32	93	58	-38%
Civil Rights	7	3	-57%	7	3	-57%	0	100%	2	1	-50%	25%	11%	267	240	8	9	13%
Complex Comm	2	0	-100%	0	1		1	100%	2	2	0%	50%	50%	1,200	2,400	4	4	0%
Condemnation	0	0	0%	0	1		1	100%	0	0	0%	0%	0%	0	0	1	0	-100%
Construction	4	2	-50%	6	2	-67%	0	100%	3	1	-67%	50%	25%	600	300	6	4	-33%
Contract/Comm	78	55	-29%	85	80	-6%	25	145%	16	8	-50%	21%	15%	202	126	78	55	-29%
Employment	2	7	250%	4	2	-50%	-5	29%	1	2	100%	33%	29%	600	300	3	7	133%
Lieu of P. Writ	5	3	-40%	5	5	0%	2	167%	0	0	0%	0%	0%	0	0	3	1	-67%
Medical Malprac	11	11	0%	9	7	-22%	-4	64%	6	6	0%	30%	23%	450	400	20	26	30%
Name Change	24	24	0%	20	26	30%	2	108%	0	0	0%	0%	0%	0	0	7	7	0%
Other Insurance	2	3	50%	2	3	50%	0	100%	2	1	-50%	33%	33%	480	300	6	3	-50%
Other MCL	0	0	0%	0	0	0%	0	100%	0	0	0%	0%	0%	0	0	0	0	0%
Other Track 1	46	34	-26%	44	31	-30%	-3	91%	7	4	-43%	22%	15%	147	114	32	27	-16%
Other Track 3	15	17	13%	9	16	78%	-1	94%	5	9	80%	15%	24%	286	432	34	38	12%
Other Track 4	3	1	-67%	2	1	-50%	0	100%	1	0	-100%	25%	0%	400	0	4	4	0%
Personal Injury	65	50	-23%	63	65	3%	15	130%	41	39	-5%	31%	36%	535	632	131	109	-17%
Prod Liability	2	2	0%	0	2		0	100%	2	2	0%	29%	33%	800	1,200	7	6	-14%
Prof Malpractic	5	1	-80%	3	5	67%	4	500%	2	4	100%	18%	36%	400	2,400	11	11	0%
PIP Coverage	0	3		0	2		-1	67%	0	0	0%	0%	0%	0	0	0	1	
Real Property	3	5	67%	4	3	-25%	-2	60%	0	0	0%	0%	0%	0	0	1	3	200%
Tort Other	15	18	20%	11	13	18%	-5	72%	4	8	100%	16%	31%	209	436	25	26	4%
Toxic Tort	1	1	0%	0	1		0	100%	0	0	0%	0%	0%	0	0	1	1	0%
UM/UIM Bod Inj	4	2	-50%	4	4	0%	2	200%	0	0	0%	0%	0%	0	0	4	4	0%
Total	507	437	-14%	448	487	9%	50	111%	131	123	-6%	21%	22%	248	246	628	555	-12%

NOTE: Some Multicounty Litigation (MCL) cases were transferred in November 2014: Atlantic to Bergen = 8,935; Atlantic to Middlesex = 4,070.

CIVIL BACKLOG SUMMARY BY CASETYPE

March 2022

SUSSEX

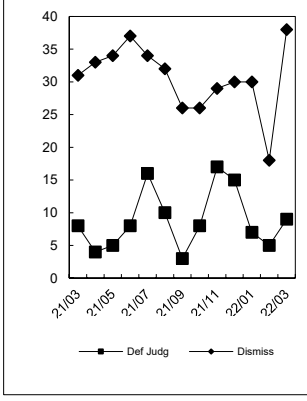
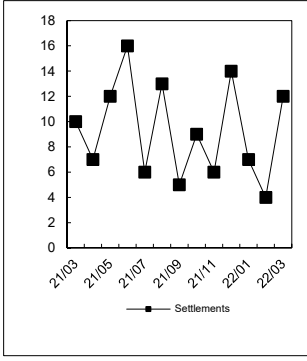
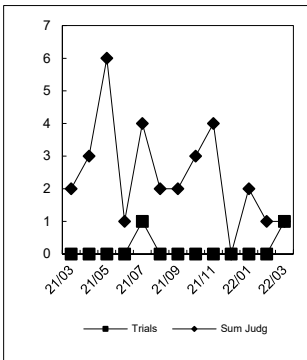
	Cases in Backlog															
	Track 1					Track 2				Track 3			Track 4			Total Backlog
	12 to 18 months	18 to 24 months	24 to 36 months	over 36 months	Total Track 1	18 to 24 months	24 to 36 months	over 36 months	Total Track 2	24 to 36 months	over 36 months	Total Track 3	24 to 36 months	over 36 months	Total Track 4	
Act on Neg Inst	0	0	0	0	0	0	0	0	0	0	0	0	0	0	0	0
Asbestos	0	0	0	0	0	0	0	0	0	0	0	0	0	0	0	0
Assault & Bat	0	0	0	0	0	0	0	0	0	0	0	0	0	0	0	0
Auto - Pers Inj	0	0	0	0	0	19	12	1	32	0	0	0	0	0	0	32
Auto - Property	0	0	0	0	0	0	0	0	0	0	0	0	0	0	0	0
Book Account	1	1	2	0	4	0	0	0	0	0	0	0	0	0	0	4
Civil Rights	0	0	0	0	0	0	0	0	0	0	1	1	0	0	0	1
Complex Comm	0	0	0	0	0	0	0	0	0	0	0	0	0	2	2	2
Condemnation	0	0	0	0	0	0	0	0	0	0	0	0	0	0	0	0
Construction	0	0	0	0	0	0	1	0	1	0	0	0	0	0	0	1
Contract/Comm	0	0	0	0	0	1	7	0	8	0	0	0	0	0	0	8
Employment	0	0	0	0	0	0	2	0	2	0	0	0	0	0	0	2
Lieu of P. Writ	0	0	0	0	0	0	0	0	0	0	0	0	0	0	0	0
Medical Malprac	0	0	0	0	0	0	0	0	0	3	3	6	0	0	0	6
Name Change	0	0	0	0	0	0	0	0	0	0	0	0	0	0	0	0
Other Insurance	0	1	0	0	1	0	0	0	0	0	0	0	0	0	0	1
Other MCL	0	0	0	0	0	0	0	0	0	0	0	0	0	0	0	0
Other Track 1	2	1	1	0	4	0	0	0	0	0	0	0	0	0	0	4
Other Track 3	0	0	0	0	0	0	0	0	0	5	4	9	0	0	0	9
Other Track 4	0	0	0	0	0	0	0	0	0	0	0	0	0	0	0	0
Personal Injury	0	0	0	0	0	15	21	3	39	0	0	0	0	0	0	39
Prod Liability	0	0	0	0	0	0	0	0	0	1	1	2	0	0	0	2
Prof Malpractic	0	0	0	0	0	0	0	0	0	3	1	4	0	0	0	4
PIP Coverage	0	0	0	0	0	0	0	0	0	0	0	0	0	0	0	0
Real Property	0	0	0	0	0	0	0	0	0	0	0	0	0	0	0	0
Tort Other	0	0	0	0	0	3	4	1	8	0	0	0	0	0	0	8
Toxic Tort	0	0	0	0	0	0	0	0	0	0	0	0	0	0	0	0
UM/UIM Bod Inj	0	0	0	0	0	0	0	0	0	0	0	0	0	0	0	0
Total	3	3	3	0	9	38	47	5	90	12	10	22	0	2	2	123

NOTE: Some Multicounty Litigation (MCL) cases were transferred in November 2014: Atlantic to Bergen = 8,935; Atlantic to Middlesex = 4,070.

**CIVIL RESOLUTION SUMMARY BY CASETYPE
JULY 2021 - MARCH 2022
SUSSEX**

	Trial			Summary					Total	Percent resolved by					
	Jury	Nonjury	Total	Judgment	Settlement	Default Judgment	Dismiss	Other		Trial	Sum Jud	Settle	Default J	Dismiss	Other
Act on Neg Inst	0	0	0	0	0	0	1	0	1	0%	0%	0%	0%	100%	0%
Asbestos	0	0	0	0	0	0	0	0	0	0%	0%	0%	0%	0%	0%
Assault & Bat	0	0	0	0	0	0	0	1	1	0%	0%	0%	0%	0%	100%
Auto - Pers Inj	0	0	0	2	16	0	43	2	63	0%	3%	25%	0%	68%	3%
Auto - Property	0	0	0	0	1	1	2	2	6	0%	0%	17%	17%	33%	33%
Book Account	0	0	0	9	10	72	51	1	143	0%	6%	7%	50%	36%	1%
Civil Rights	0	0	0	0	0	0	3	0	3	0%	0%	0%	0%	100%	0%
Complex Commer	0	0	0	0	0	0	1	0	1	0%	0%	0%	0%	100%	0%
Condemnation	0	0	0	0	1	0	0	0	1	0%	0%	100%	0%	0%	0%
Construction	0	0	0	0	1	0	1	0	2	0%	0%	50%	0%	50%	0%
Contract/Commer	1	0	1	3	14	17	45	0	80	1%	4%	18%	21%	56%	0%
Employment	0	0	0	0	1	0	1	0	2	0%	0%	50%	0%	50%	0%
Lieu of P. Writ	0	0	0	2	1	0	2	0	5	0%	40%	20%	0%	40%	0%
Medical Malprac	0	0	0	0	1	0	6	0	7	0%	0%	14%	0%	86%	0%
Name Change	0	0	0	0	0	0	3	23	26	0%	0%	0%	0%	12%	88%
Other Insurance	0	0	0	0	1	0	2	0	3	0%	0%	33%	0%	67%	0%
Other MCL	0	0	0	0	0	0	0	0	0	0%	0%	0%	0%	0%	0%
Other Track 1	0	0	0	1	6	0	22	2	31	0%	3%	19%	0%	71%	6%
Other Track 3	0	0	0	0	0	0	15	1	16	0%	0%	0%	0%	94%	6%
Other Track 4	0	0	0	0	1	0	0	0	1	0%	0%	100%	0%	0%	0%
Personal Injury	1	0	1	2	15	0	44	3	65	2%	3%	23%	0%	68%	5%
Prod Liability	0	0	0	0	1	0	1	0	2	0%	0%	50%	0%	50%	0%
Prof Malpractic	0	0	0	0	0	0	3	2	5	0%	0%	0%	0%	60%	40%
PIP Coverage	0	0	0	0	1	0	1	0	2	0%	0%	50%	0%	50%	0%
Real Property	0	0	0	0	0	0	3	0	3	0%	0%	0%	0%	100%	0%
Tort Other	0	0	0	0	4	0	9	0	13	0%	0%	31%	0%	69%	0%
Toxic Tort	0	0	0	0	0	0	1	0	1	0%	0%	0%	0%	100%	0%
UM/UIM Bod Inj	0	0	0	0	1	0	3	0	4	0%	0%	25%	0%	75%	0%
Total	2	0	2	19	76	90	263	37	487	0%	4%	16%	18%	54%	8%

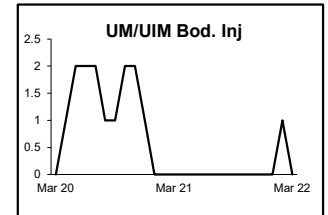
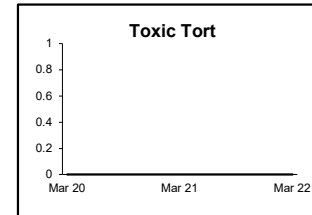
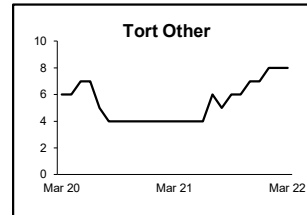
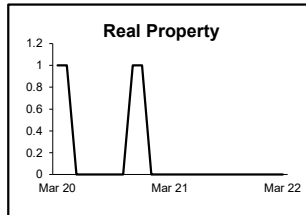
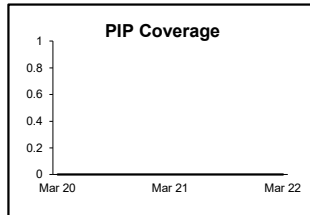
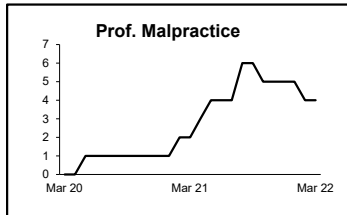
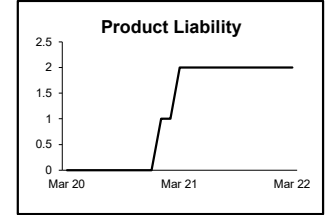
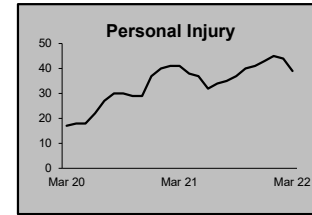
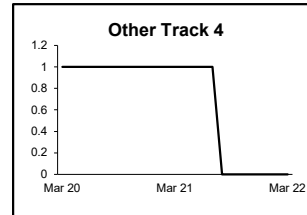
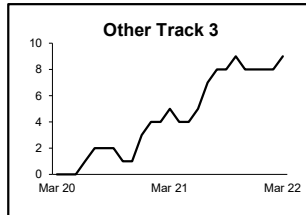
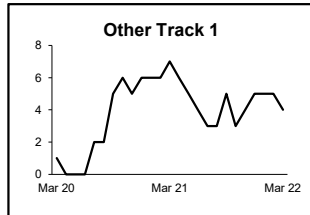
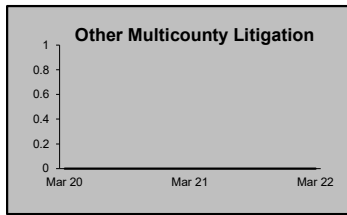
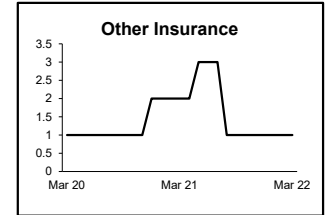

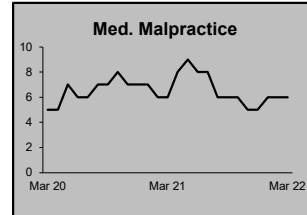
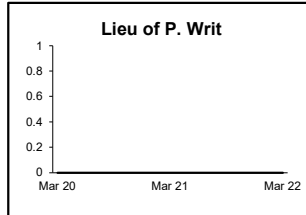
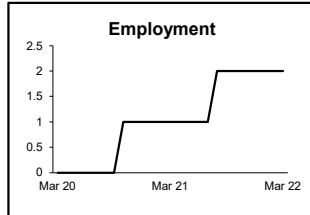
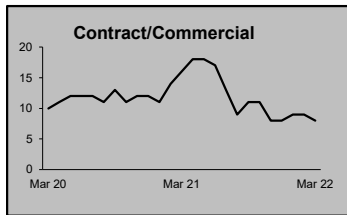
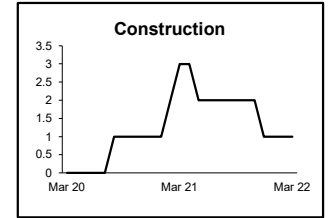
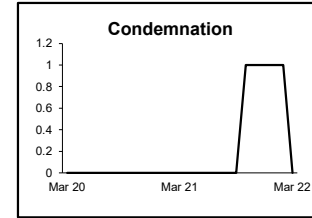
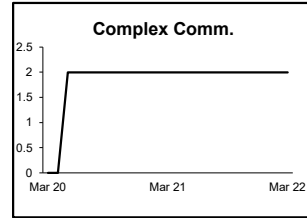
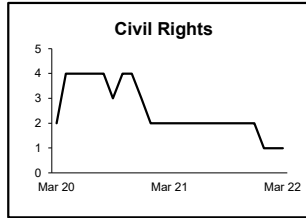
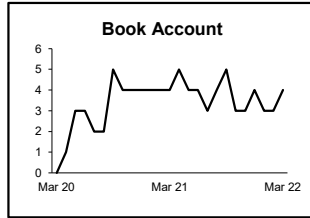
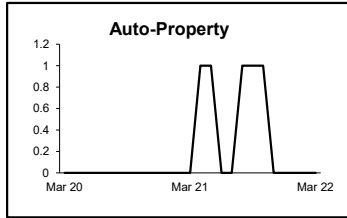
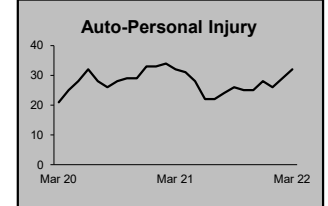
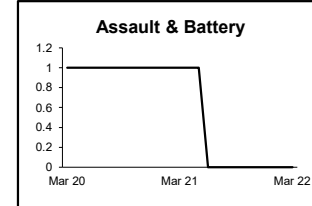
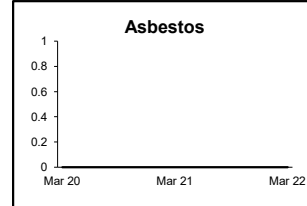
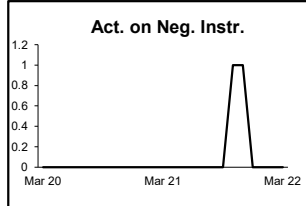
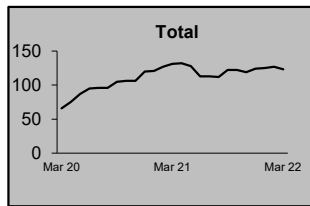
Monthly Resolutions



NOTE: Some Multicounty Litigation (MCL) cases were transferred in November 2014: Atlantic to Bergen = 8,935; Atlantic to Middlesex = 4,070.

**CIVIL BACKLOG BY CASETYPE
MARCH 2022
SUSSEX**

	Total	Backlog	% chg
Mar 20	66		
Mar 21	131	98%	
Mar 22	123	-6%	



1) Casetypes with the state's largest backlogs are highlighted.

2) Some Multicounty Litigation (MCL) cases were transferred in November 2014: Atlantic to Bergen = 8,935; Atlantic to Middlesex = 4,070.

CIVIL CASELOAD SUMMARY BY CASETYPE
JULY 2021 - MARCH 2022
UNION

	Filings			Resolutions			Clearance		Backlog			Backlog Percent		Backlog Per 100 Monthly Filings		Active Pending		
	Jul 2020 to Mar 2021	Jul 2021 to Mar 2022	percent change	Jul 2020 to Mar 2021	Jul 2021 to Mar 2022	percent change	Jul 2021 - Mar 2022		Mar 2021	Mar 2022	percent change	Mar 2021	Mar 2022	Mar 2021	Mar 2022	Mar 2021	Mar 2022	percent change
							number	percent										
Act on Neg Inst	5	4	-20%	6	1	-83%	-3	25%	1	2	100%	20%	40%	200	600	5	5	0%
Asbestos	0	0	0%	0	0	0%	0	100%	0	0	0%	0%	0%	0	0	0	0	0%
Assault & Bat	3	10	233%	3	6	100%	-4	60%	2	2	0%	25%	18%	600	218	8	11	38%
Auto - Pers Inj	1,594	1,418	-11%	1,547	1,549	0%	131	109%	789	816	3%	27%	29%	447	507	2,947	2,801	-5%
Auto - Property	58	63	9%	65	45	-31%	-18	71%	6	10	67%	10%	12%	92	146	63	81	29%
Book Account	408	347	-15%	354	404	14%	57	116%	41	72	76%	13%	26%	106	177	326	272	-17%
Civil Rights	13	16	23%	19	9	-53%	-7	56%	5	6	20%	26%	22%	375	360	19	27	42%
Complex Comm	11	19	73%	6	14	133%	-5	74%	6	12	100%	22%	34%	480	576	27	35	30%
Condemnation	1	6	500%	3	0	-100%	-6	0%	1	1	0%	33%	13%	600	200	3	8	167%
Construction	22	19	-14%	20	18	-10%	-1	95%	8	13	63%	24%	32%	343	538	34	41	21%
Contract/Comm	384	342	-11%	366	327	-11%	-15	96%	81	93	15%	19%	22%	209	240	423	421	0%
Employment	16	12	-25%	15	8	-47%	-4	67%	2	4	100%	12%	22%	120	343	17	18	6%
Lieu of P. Writ	13	8	-38%	13	11	-15%	3	138%	3	1	-67%	13%	5%	189	120	24	19	-21%
Medical Malprac	37	33	-11%	27	31	15%	-2	94%	53	55	4%	42%	43%	1,353	1,435	126	127	1%
Name Change	76	93	22%	75	93	24%	0	100%	0	0	0%	0%	0%	0	0	17	34	100%
Other Insurance	27	13	-52%	33	21	-36%	8	162%	8	11	38%	32%	41%	253	440	25	27	8%
Other MCL	2	0	-100%	1	0	-100%	0	100%	0	0	0%	0%	0%	0	0	0	0	0%
Other Track 1	147	150	2%	142	139	-2%	-11	93%	33	43	30%	26%	28%	222	245	126	151	20%
Other Track 3	98	80	-18%	77	93	21%	13	116%	38	48	26%	20%	25%	343	484	193	194	1%
Other Track 4	14	6	-57%	9	15	67%	9	250%	17	15	-12%	44%	52%	1,133	1,800	39	29	-26%
Personal Injury	478	460	-4%	444	494	11%	34	107%	266	253	-5%	28%	28%	492	496	954	905	-5%
Prod Liability	18	6	-67%	14	14	0%	8	233%	4	6	50%	15%	35%	253	900	26	17	-35%
Prof Malpractic	15	21	40%	22	37	68%	16	176%	24	19	-21%	38%	37%	1,152	814	63	51	-19%
PIP Coverage	13	14	8%	13	12	-8%	-2	86%	2	2	0%	25%	18%	171	126	8	11	38%
Real Property	10	7	-30%	11	11	0%	4	157%	2	2	0%	22%	29%	160	171	9	7	-22%
Tort Other	85	73	-14%	65	76	17%	3	104%	16	29	81%	14%	27%	170	382	118	107	-9%
Toxic Tort	0	0	0%	0	0	0%	0	100%	0	0	0%	0%	0%	0	0	0	0	0%
UM/UIM Bod Inj	90	81	-10%	91	90	-1%	9	111%	40	35	-13%	26%	24%	414	382	153	148	-3%
Total	3,638	3,301	-9%	3,441	3,518	2%	217	107%	1,448	1,550	7%	25%	28%	371	412	5,753	5,547	-4%

NOTE: Some Multicounty Litigation (MCL) cases were transferred in November 2014: Atlantic to Bergen = 8,935; Atlantic to Middlesex = 4,070.

CIVIL BACKLOG SUMMARY BY CASETYPE

March 2022

UNION

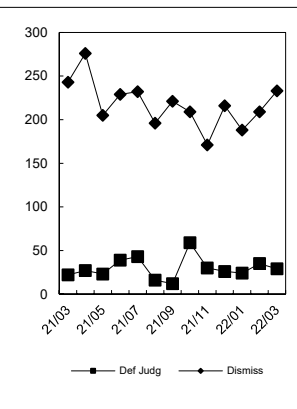
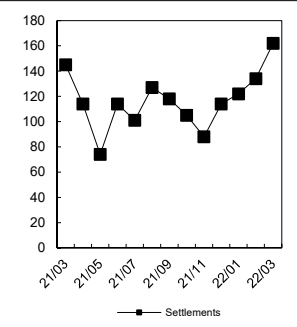
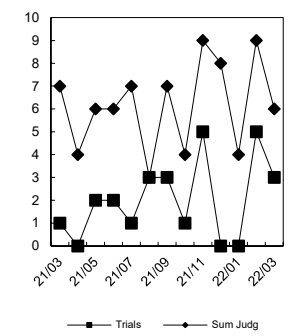
	Cases in Backlog															
	Track 1					Track 2				Track 3			Track 4			Total Backlog
	12 to 18 months	18 to 24 months	24 to 36 months	over 36 months	Total Track 1	18 to 24 months	24 to 36 months	over 36 months	Total Track 2	24 to 36 months	over 36 months	Total Track 3	24 to 36 months	over 36 months	Total Track 4	
Act on Neg Inst	2	0	0	0	2	0	0	0	0	0	0	0	0	0	0	2
Asbestos	0	0	0	0	0	0	0	0	0	0	0	0	0	0	0	0
Assault & Bat	0	0	0	0	0	0	0	0	0	1	1	2	0	0	0	2
Auto - Pers Inj	0	0	0	0	0	345	313	158	816	0	0	0	0	0	0	816
Auto - Property	0	0	0	0	0	3	4	3	10	0	0	0	0	0	0	10
Book Account	34	14	20	4	72	0	0	0	0	0	0	0	0	0	0	72
Civil Rights	0	0	0	0	0	0	0	0	0	3	3	6	0	0	0	6
Complex Comm	0	0	0	0	0	0	0	0	0	0	0	0	8	4	12	12
Condemnation	0	0	0	0	0	0	0	0	0	1	0	1	0	0	0	1
Construction	0	0	0	0	0	5	6	2	13	0	0	0	0	0	0	13
Contract/Comm	0	0	0	0	0	36	29	28	93	0	0	0	0	0	0	93
Employment	0	0	0	0	0	1	3	0	4	0	0	0	0	0	0	4
Lieu of P. Writ	0	0	0	0	0	0	0	0	0	0	0	0	1	0	1	1
Medical Malprac	0	0	0	0	0	0	0	0	0	21	34	55	0	0	0	55
Name Change	0	0	0	0	0	0	0	0	0	0	0	0	0	0	0	0
Other Insurance	2	4	3	2	11	0	0	0	0	0	0	0	0	0	0	11
Other MCL	0	0	0	0	0	0	0	0	0	0	0	0	0	0	0	0
Other Track 1	13	10	14	6	43	0	0	0	0	0	0	0	0	0	0	43
Other Track 3	0	0	0	0	0	0	0	0	0	32	16	48	0	0	0	48
Other Track 4	0	0	0	0	0	0	0	0	0	1	0	1	5	9	14	15
Personal Injury	0	0	0	0	0	110	86	57	253	0	0	0	0	0	0	253
Prod Liability	0	0	0	0	0	0	0	0	0	3	3	6	0	0	0	6
Prof Malpractic	0	0	0	0	0	0	0	0	0	10	9	19	0	0	0	19
PIP Coverage	1	0	1	0	2	0	0	0	0	0	0	0	0	0	0	2
Real Property	2	0	0	0	2	0	0	0	0	0	0	0	0	0	0	2
Tort Other	0	0	0	0	0	13	13	3	29	0	0	0	0	0	0	29
Toxic Tort	0	0	0	0	0	0	0	0	0	0	0	0	0	0	0	0
UM/UIM Bod Inj	0	0	0	0	0	15	14	6	35	0	0	0	0	0	0	35
Total	54	28	38	12	132	528	468	257	1,253	72	66	138	14	13	27	1,550

NOTE: Some Multicounty Litigation (MCL) cases were transferred in November 2014: Atlantic to Bergen = 8,935; Atlantic to Middlesex = 4,070.

**CIVIL RESOLUTION SUMMARY BY CASETYPE
JULY 2021 - MARCH 2022
UNION**

	Trial			Summary					Total	Percent resolved by					
	Jury	Nonjury	Total	Judgment	Settlement	Default Judgment	Dismiss	Other		Trial	Sum Jud	Settle	Default J	Dismiss	Other
Act on Neg Inst	0	0	0	0	0	0	1	0	1	0%	0%	0%	0%	100%	0%
Asbestos	0	0	0	0	0	0	0	0	0	0%	0%	0%	0%	0%	0%
Assault & Bat	0	0	0	1	0	0	3	2	6	0%	17%	0%	0%	50%	33%
Auto - Pers Inj	13	0	13	12	572	10	888	54	1,549	1%	1%	37%	1%	57%	3%
Auto - Property	0	0	0	1	7	14	23	0	45	0%	2%	16%	31%	51%	0%
Book Account	0	1	1	11	59	159	172	2	404	0%	3%	15%	39%	43%	0%
Civil Rights	1	0	1	0	2	0	4	2	9	11%	0%	22%	0%	44%	22%
Complex Commer	0	0	0	1	0	1	11	1	14	0%	7%	0%	7%	79%	7%
Condemnation	0	0	0	0	0	0	0	0	0	0%	0%	0%	0%	0%	0%
Construction	0	0	0	1	6	3	7	1	18	0%	6%	33%	17%	39%	6%
Contract/Commer	0	1	1	16	64	64	178	4	327	0%	5%	20%	20%	54%	1%
Employment	0	0	0	1	5	0	1	1	8	0%	13%	63%	0%	13%	13%
Lieu of P. Writ	0	0	0	0	0	0	10	1	11	0%	0%	0%	0%	91%	9%
Medical Malprac	0	0	0	0	12	0	16	3	31	0%	0%	39%	0%	52%	10%
Name Change	0	0	0	0	0	0	8	85	93	0%	0%	0%	0%	9%	91%
Other Insurance	0	0	0	1	2	0	18	0	21	0%	5%	10%	0%	86%	0%
Other MCL	0	0	0	0	0	0	0	0	0	0%	0%	0%	0%	0%	0%
Other Track 1	0	0	0	5	31	10	67	26	139	0%	4%	22%	7%	48%	19%
Other Track 3	1	0	1	0	31	0	55	6	93	1%	0%	33%	0%	59%	6%
Other Track 4	0	0	0	0	6	2	7	0	15	0%	0%	40%	13%	47%	0%
Personal Injury	3	0	3	5	203	4	263	16	494	1%	1%	41%	1%	53%	3%
Prod Liability	0	0	0	0	1	0	3	10	14	0%	0%	7%	0%	21%	71%
Prof Malpractic	0	0	0	1	16	0	20	0	37	0%	3%	43%	0%	54%	0%
PIP Coverage	0	0	0	0	0	1	10	1	12	0%	0%	0%	8%	83%	8%
Real Property	0	0	0	0	4	0	6	1	11	0%	0%	36%	0%	55%	9%
Tort Other	0	0	0	0	20	4	50	2	76	0%	0%	26%	5%	66%	3%
Toxic Tort	0	0	0	0	0	0	0	0	0	0%	0%	0%	0%	0%	0%
UM/UIM Bod Inj	1	0	1	1	30	2	54	2	90	1%	1%	33%	2%	60%	2%
Total	19	2	21	57	1,071	274	1,875	220	3,518	1%	2%	30%	8%	53%	6%

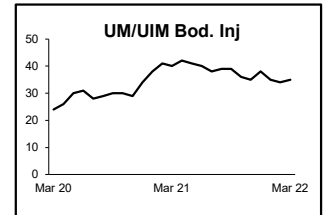
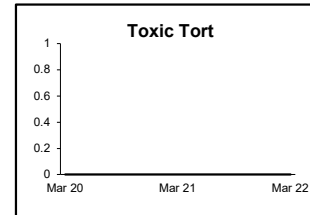
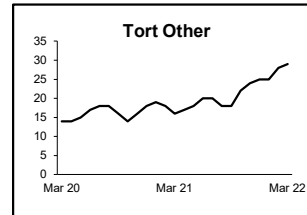
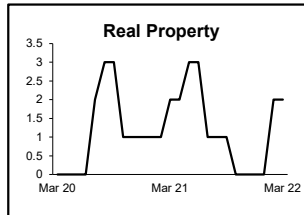
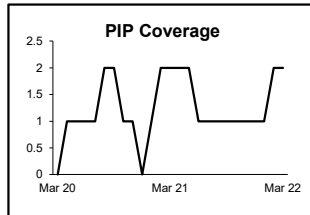
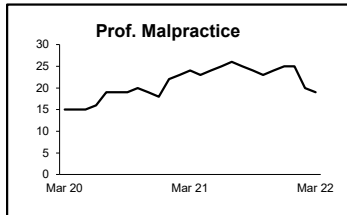
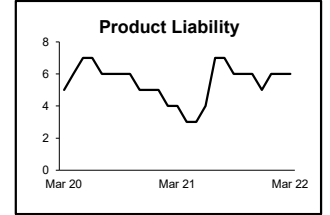
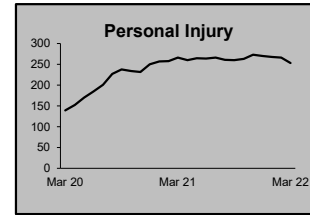
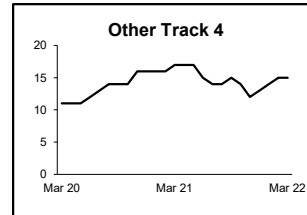
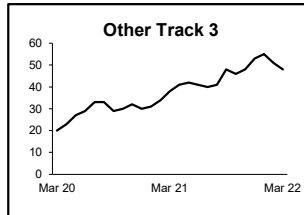
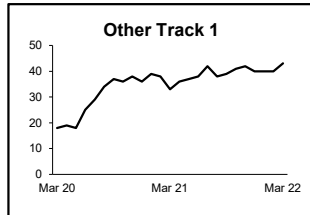
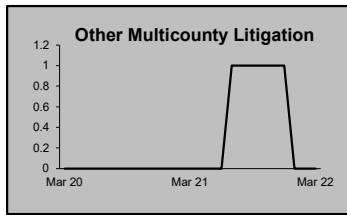
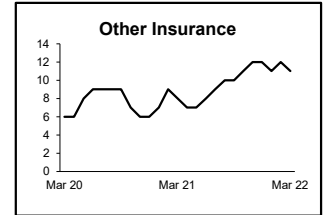
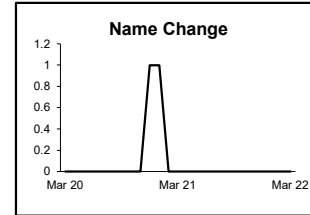
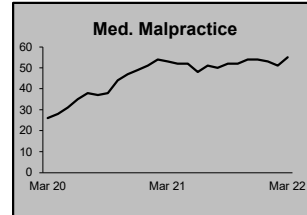
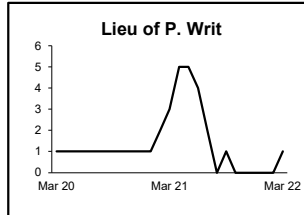
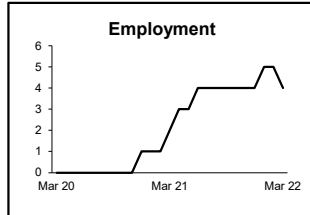
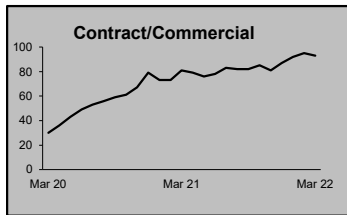
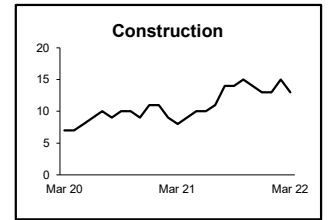
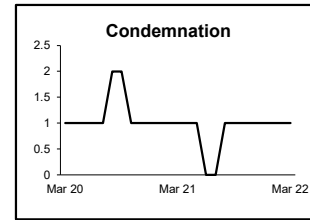
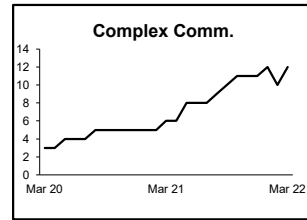
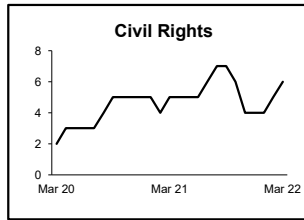
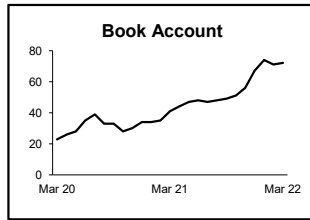
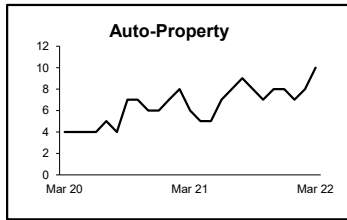
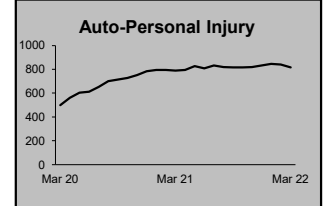
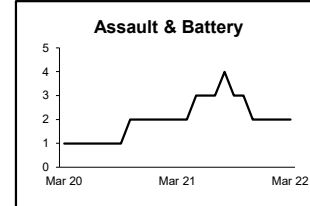
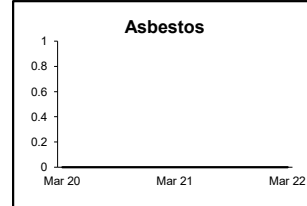
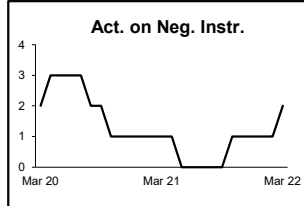
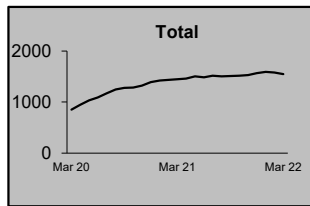
Monthly Resolutions



NOTE: Some Multicounty Litigation (MCL) cases were transferred in November 2014: Atlantic to Bergen = 8,935; Atlantic to Middlesex = 4,070.

**CIVIL BACKLOG BY CASETYPE
MARCH 2022
UNION**

	Total	Backlog	% chg
Mar 20	853		
Mar 21	1,448	70%	
Mar 22	1,550	7%	



1) Casetypes with the state's largest backlogs are highlighted.

2) Some Multicounty Litigation (MCL) cases were transferred in November 2014: Atlantic to Bergen = 8,935; Atlantic to Middlesex = 4,070.

CIVIL CASELOAD SUMMARY BY CASETYPE
JULY 2021 - MARCH 2022
WARREN

	Filings			Resolutions			Clearance		Backlog			Backlog Percent		Backlog Per 100 Monthly Filings		Active Pending		
	Jul 2020 to Mar 2021	Jul 2021 to Mar 2022	percent change	Jul 2020 to Mar 2021	Jul 2021 to Mar 2022	percent change	Jul 2021 - Mar 2022		Mar 2021	Mar 2022	percent change	Mar 2021	Mar 2022	Mar 2021	Mar 2022	Mar 2021	Mar 2022	percent change
							number	percent										
Act on Neg Inst	1	0	-100%	0	0	0%	0	100%	0	0	0%	0%	0%	0	0	1	0	-100%
Asbestos	0	0	0%	0	0	0%	0	100%	0	0	0%	0%	0%	0	0	0	0	0%
Assault & Bat	0	8		3	0	-100%	-8	0%	3	3	0%	100%	27%	3,600	450	3	11	267%
Auto - Pers Inj	60	46	-23%	61	47	-23%	1	102%	15	25	67%	17%	27%	207	448	90	94	4%
Auto - Property	4	3	-25%	2	2	0%	-1	67%	0	0	0%	0%	0%	0	0	6	3	-50%
Book Account	71	55	-23%	47	89	89%	34	162%	1	1	0%	2%	4%	16	13	54	25	-54%
Civil Rights	0	3		1	2	100%	-1	67%	1	1	0%	33%	33%	600	400	3	3	0%
Complex Comm	0	0	0%	1	1	0%	1	100%	1	1	0%	50%	50%			2	2	0%
Condemnation	0	0	0%	0	0	0%	0	100%	0	0	0%	0%	0%	0	0	0	0	0%
Construction	3	2	-33%	0	4		2	200%	0	0	0%	0%	0%	0	0	4	1	-75%
Contract/Comm	56	45	-20%	62	55	-11%	10	122%	3	4	33%	6%	9%	54	75	53	44	-17%
Employment	0	2		0	1		-1	50%	0	0	0%	0%	0%	0	0	0	1	
Lieu of P. Writ	6	1	-83%	4	3	-25%	2	300%	0	0	0%	0%	0%	0	0	5	7	40%
Medical Malprac	8	8	0%	3	2	-33%	-6	25%	8	10	25%	35%	34%	800	1,333	23	29	26%
Name Change	23	24	4%	21	19	-10%	-5	79%	0	0	0%	0%	0%	0	0	5	7	40%
Other Insurance	1	2	100%	2	2	0%	0	100%	0	0	0%	0%	0%	0	0	1	1	0%
Other MCL	0	0	0%	0	0	0%	0	100%	0	0	0%	0%	0%	0	0	0	0	0%
Other Track 1	22	34	55%	23	25	9%	-9	74%	2	2	0%	17%	8%	67	52	12	24	100%
Other Track 3	4	10	150%	3	7	133%	-3	70%	0	3		0%	17%	0	240	10	18	80%
Other Track 4	1	0	-100%	0	1		1	100%	2	1	-50%	50%	50%	2,400		4	2	-50%
Personal Injury	44	37	-16%	24	39	63%	2	105%	24	20	-17%	28%	24%	524	414	87	85	-2%
Prod Liability	0	1		1	1	0%	0	100%	1	2	100%	50%	67%		2,400	2	3	50%
Prof Malpractic	2	0	-100%	1	0	-100%	0	100%	1	0	-100%	20%	0%	400	0	5	3	-40%
PIP Coverage	3	0	-100%	0	0	0%	0	100%	0	1		0%	100%	0		3	1	-67%
Real Property	5	5	0%	3	4	33%	-1	80%	0	0	0%	0%	0%	0	0	5	5	0%
Tort Other	10	9	-10%	8	7	-13%	-2	78%	2	3	50%	15%	25%	160	327	13	12	-8%
Toxic Tort	1	0	-100%	0	0	0%	0	100%	0	0	0%	0%	0%	0	0	1	1	0%
UM/UIM Bod Inj	3	0	-100%	2	3	50%	3	100%	0	0	0%	0%	0%	0	0	3	2	-33%
Total	328	295	-10%	272	314	15%	19	106%	64	77	20%	16%	20%	184	216	395	384	-3%

NOTE: Some Multicounty Litigation (MCL) cases were transferred in November 2014: Atlantic to Bergen = 8,935; Atlantic to Middlesex = 4,070.

CIVIL BACKLOG SUMMARY BY CASETYPE

March 2022

WARREN

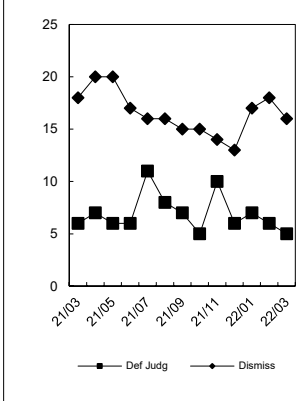
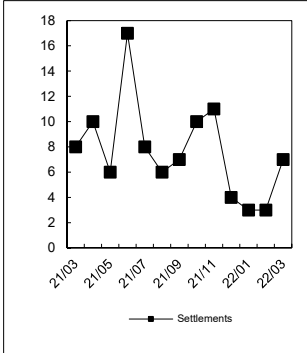
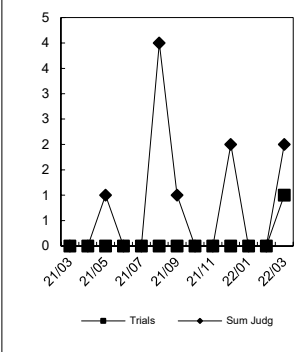
	Cases in Backlog															
	Track 1					Track 2				Track 3			Track 4			Total Backlog
	12 to 18 months	18 to 24 months	24 to 36 months	over 36 months	Total Track 1	18 to 24 months	24 to 36 months	over 36 months	Total Track 2	24 to 36 months	over 36 months	Total Track 3	24 to 36 months	over 36 months	Total Track 4	
Act on Neg Inst	0	0	0	0	0	0	0	0	0	0	0	0	0	0	0	0
Asbestos	0	0	0	0	0	0	0	0	0	0	0	0	0	0	0	0
Assault & Bat	0	0	0	0	0	0	0	0	0	0	3	3	0	0	0	3
Auto - Pers Inj	0	0	0	0	0	15	8	2	25	0	0	0	0	0	0	25
Auto - Property	0	0	0	0	0	0	0	0	0	0	0	0	0	0	0	0
Book Account	1	0	0	0	1	0	0	0	0	0	0	0	0	0	0	1
Civil Rights	0	0	0	0	0	0	0	0	0	0	1	1	0	0	0	1
Complex Comm	0	0	0	0	0	0	0	0	0	0	0	0	1	0	1	1
Condemnation	0	0	0	0	0	0	0	0	0	0	0	0	0	0	0	0
Construction	0	0	0	0	0	0	0	0	0	0	0	0	0	0	0	0
Contract/Comm	0	0	0	0	0	2	2	0	4	0	0	0	0	0	0	4
Employment	0	0	0	0	0	0	0	0	0	0	0	0	0	0	0	0
Lieu of P. Writ	0	0	0	0	0	0	0	0	0	0	0	0	0	0	0	0
Medical Malprac	0	0	0	0	0	0	0	0	0	4	6	10	0	0	0	10
Name Change	0	0	0	0	0	0	0	0	0	0	0	0	0	0	0	0
Other Insurance	0	0	0	0	0	0	0	0	0	0	0	0	0	0	0	0
Other MCL	0	0	0	0	0	0	0	0	0	0	0	0	0	0	0	0
Other Track 1	2	0	0	0	2	0	0	0	0	0	0	0	0	0	0	2
Other Track 3	0	0	0	0	0	0	0	0	0	3	0	3	0	0	0	3
Other Track 4	0	0	0	0	0	0	0	0	0	0	0	0	0	1	1	1
Personal Injury	0	0	0	0	0	10	10	0	20	0	0	0	0	0	0	20
Prod Liability	0	0	0	0	0	0	0	0	0	1	1	2	0	0	0	2
Prof Malpractic	0	0	0	0	0	0	0	0	0	0	0	0	0	0	0	0
PIP Coverage	1	0	0	0	1	0	0	0	0	0	0	0	0	0	0	1
Real Property	0	0	0	0	0	0	0	0	0	0	0	0	0	0	0	0
Tort Other	0	0	0	0	0	3	0	0	3	0	0	0	0	0	0	3
Toxic Tort	0	0	0	0	0	0	0	0	0	0	0	0	0	0	0	0
UM/UIM Bod Inj	0	0	0	0	0	0	0	0	0	0	0	0	0	0	0	0
Total	4	0	0	0	4	30	20	2	52	8	11	19	1	1	2	77

NOTE: Some Multicounty Litigation (MCL) cases were transferred in November 2014: Atlantic to Bergen = 8,935; Atlantic to Middlesex = 4,070.

**CIVIL RESOLUTION SUMMARY BY CASETYPE
JULY 2021 - MARCH 2022
WARREN**

	Trial			Summary					Total	Percent resolved by					
	Jury	Nonjury	Total	Judgment	Settlement	Default Judgment	Dismiss	Other		Trial	Sum Jud	Settle	Default J	Dismiss	Other
Act on Neg Inst	0	0	0	0	0	0	0	0	0	0%	0%	0%	0%	0%	0%
Asbestos	0	0	0	0	0	0	0	0	0	0%	0%	0%	0%	0%	0%
Assault & Bat	0	0	0	0	0	0	0	0	0	0%	0%	0%	0%	0%	0%
Auto - Pers Inj	0	0	0	1	13	2	30	1	47	0%	2%	28%	4%	64%	2%
Auto - Property	0	0	0	0	2	0	0	0	2	0%	0%	100%	0%	0%	0%
Book Account	0	0	0	4	10	42	30	3	89	0%	4%	11%	47%	34%	3%
Civil Rights	0	0	0	0	1	0	0	1	2	0%	0%	50%	0%	0%	50%
Complex Commer	0	0	0	0	0	0	1	0	1	0%	0%	0%	0%	100%	0%
Condemnation	0	0	0	0	0	0	0	0	0	0%	0%	0%	0%	0%	0%
Construction	0	0	0	0	1	0	2	1	4	0%	0%	25%	0%	50%	25%
Contract/Commer	0	0	0	1	8	13	32	1	55	0%	2%	15%	24%	58%	2%
Employment	0	0	0	0	0	0	1	0	1	0%	0%	0%	0%	100%	0%
Lieu of P. Writ	0	1	1	1	0	0	1	0	3	33%	33%	0%	0%	33%	0%
Medical Malprac	0	0	0	0	1	0	1	0	2	0%	0%	50%	0%	50%	0%
Name Change	0	0	0	0	0	0	0	19	19	0%	0%	0%	0%	0%	100%
Other Insurance	0	0	0	0	0	0	1	1	2	0%	0%	0%	0%	50%	50%
Other MCL	0	0	0	0	0	0	0	0	0	0%	0%	0%	0%	0%	0%
Other Track 1	0	0	0	1	2	5	8	9	25	0%	4%	8%	20%	32%	36%
Other Track 3	0	0	0	0	3	0	4	0	7	0%	0%	43%	0%	57%	0%
Other Track 4	0	0	0	0	0	0	1	0	1	0%	0%	0%	0%	100%	0%
Personal Injury	0	0	0	0	17	1	18	3	39	0%	0%	44%	3%	46%	8%
Prod Liability	0	0	0	0	0	0	1	0	1	0%	0%	0%	0%	100%	0%
Prof Malpractic	0	0	0	0	0	0	0	0	0	0%	0%	0%	0%	0%	0%
PIP Coverage	0	0	0	0	0	0	0	0	0	0%	0%	0%	0%	0%	0%
Real Property	0	0	0	1	0	1	1	1	4	0%	25%	0%	25%	25%	25%
Tort Other	0	0	0	0	1	1	5	0	7	0%	0%	14%	14%	71%	0%
Toxic Tort	0	0	0	0	0	0	0	0	0	0%	0%	0%	0%	0%	0%
UM/UIM Bod Inj	0	0	0	0	0	0	3	0	3	0%	0%	0%	0%	100%	0%
Total	0	1	1	9	59	65	140	40	314	0%	3%	19%	21%	45%	13%


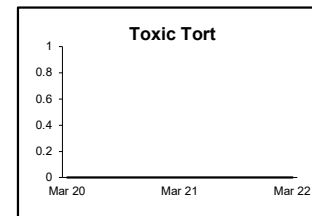
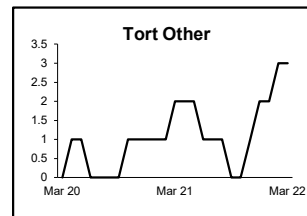
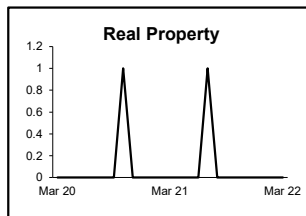
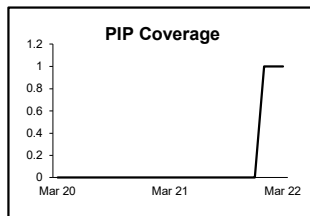
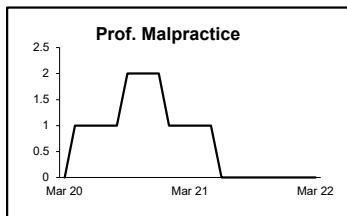
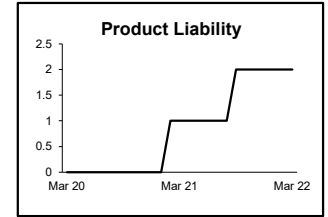
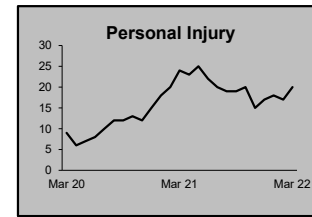
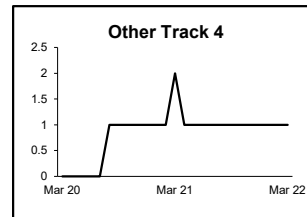
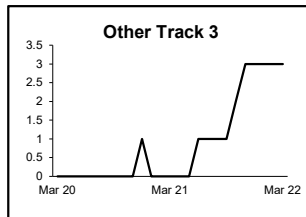
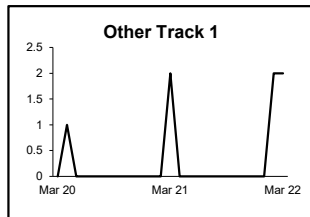
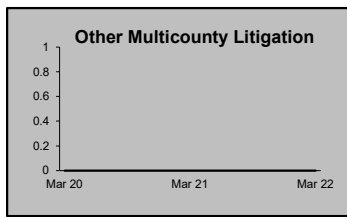
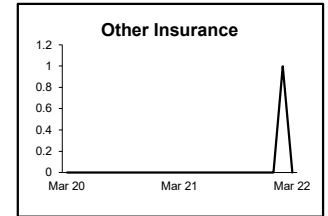

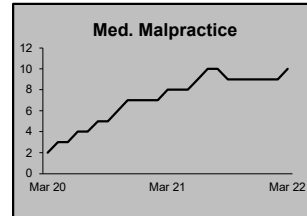
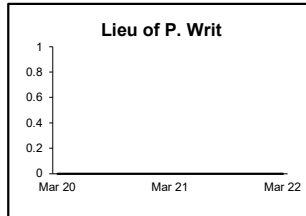
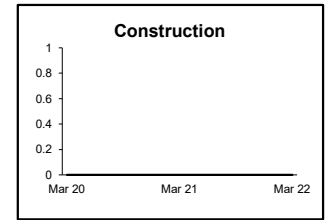
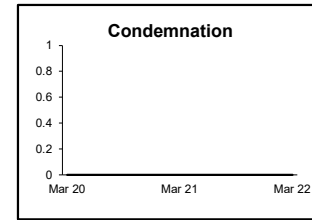
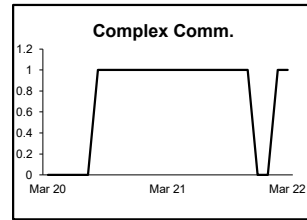
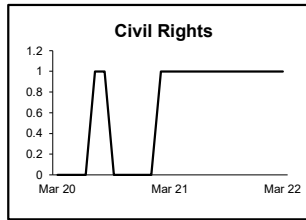
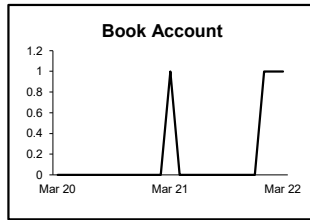
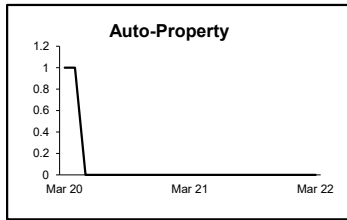
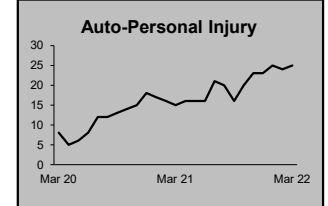
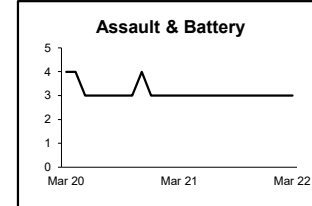
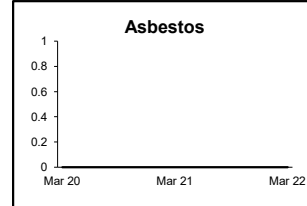

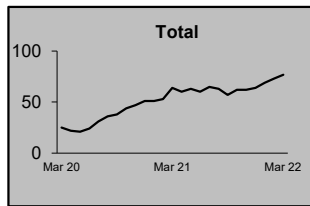
Monthly Resolutions



NOTE: Some Multicounty Litigation (MCL) cases were transferred in November 2014: Atlantic to Bergen = 8,935; Atlantic to Middlesex = 4,070.

**CIVIL BACKLOG BY CASETYPE
MARCH 2022
WARREN**

	Total	Backlog	% chg
Mar 20	25		
Mar 21	64	156%	
Mar 22	77	20%	



1) Casetypes with the state's largest backlogs are highlighted.

2) Some Multicounty Litigation (MCL) cases were transferred in November 2014: Atlantic to Bergen = 8,935; Atlantic to Middlesex = 4,070.

CIVIL CASELOAD SUMMARY BY CASETYPE
JULY 2021 - MARCH 2022
STATE

	Filings			Resolutions			Clearance		Backlog			Backlog Percent		Backlog Per 100 Monthly Filings		Active Pending		
	Jul 2020 to Mar 2021	Jul 2021 to Mar 2022	percent change	Jul 2020 to Mar 2021	Jul 2021 to Mar 2022	percent change	Jul 2021 - Mar 2022		Mar 2021	Mar 2022	percent change	Mar 2021	Mar 2022	Mar 2021	Mar 2022	Mar 2021	Mar 2022	percent change
	number	percent																
Act on Neg Inst	136	94	-31%	161	110	-32%	16	117%	16	26	63%	14%	27%	105	229	117	97	-17%
Asbestos	140	91	-35%	100	46	-54%	-45	51%	429	518	21%	59%	64%	2,783	4,709	733	807	10%
Assault & Bat	207	541	161%	126	255	102%	-286	47%	63	133	111%	15%	15%	309	256	431	860	100%
Auto - Pers Inj	18,716	16,759	-10%	17,057	18,679	10%	1920	111%	9,279	9,892	7%	26%	30%	445	513	35,250	33,522	-5%
Auto - Property	652	653	0%	676	639	-5%	-14	98%	85	87	2%	12%	12%	120	122	723	702	-3%
Book Account	7,576	6,237	-18%	6,244	7,925	27%	1688	127%	437	449	3%	8%	12%	62	60	5,718	3,873	-32%
Civil Rights	261	471	80%	246	227	-8%	-244	48%	106	115	8%	28%	19%	383	252	380	605	59%
Complex Commerc	196	232	18%	202	263	30%	31	113%	194	225	16%	40%	45%	869	860	490	498	2%
Condemnation	77	87	13%	215	66	-69%	-21	76%	66	65	-2%	50%	44%	629	690	131	149	14%
Construction	333	318	-5%	302	305	1%	-13	96%	226	265	17%	36%	42%	623	768	636	636	0%
Contract/Commer	6,438	5,810	-10%	6,445	6,036	-6%	226	104%	1,160	1,338	15%	17%	20%	177	201	6,929	6,831	-1%
Employment	170	189	11%	179	164	-8%	-25	87%	63	71	13%	26%	26%	329	337	244	271	11%
Lieu of P. Writ	337	308	-9%	310	318	3%	10	103%	95	106	12%	19%	21%	270	304	488	505	3%
Medical Malprac	854	738	-14%	569	696	22%	-42	94%	986	1,207	22%	37%	43%	1,004	1,417	2,699	2,819	4%
Name Change	1,527	2,126	39%	1,390	2,070	49%	-56	97%	4	4	0%	1%	1%	3	2	452	570	26%
Other Insurance	447	317	-29%	408	371	-9%	54	117%	123	152	24%	26%	38%	236	395	482	405	-16%
Other MCL	2,871	1,921	-33%	1,543	2,186	42%	265	114%	9,619	8,985	-7%	65%	63%	3,015	4,594	14,868	14,341	-4%
Other Track 1	2,928	3,127	7%	2,684	2,950	10%	-177	94%	401	498	24%	17%	20%	128	139	2,325	2,552	10%
Other Track 3	1,591	1,462	-8%	1,305	1,478	13%	16	101%	549	690	26%	19%	23%	308	414	2,941	3,012	2%
Other Track 4	165	169	2%	165	179	8%	10	106%	234	242	3%	45%	44%	1,232	1,185	517	548	6%
Personal Injury	7,160	7,246	1%	6,463	7,317	13%	71	101%	4,189	4,537	8%	29%	31%	528	567	14,689	14,614	-1%
Prod Liability	362	264	-27%	213	316	48%	52	120%	129	142	10%	21%	31%	356	402	603	454	-25%
Prof Malpractic	321	300	-7%	342	385	13%	85	128%	327	379	16%	33%	39%	928	1,129	997	967	-3%
PIP Coverage	212	190	-10%	201	207	3%	17	109%	22	25	14%	16%	20%	104	119	137	122	-11%
Real Property	251	283	13%	230	250	9%	-33	88%	60	75	25%	26%	27%	226	222	229	283	24%
Tort Other	1,481	1,457	-2%	1,324	1,301	-2%	-156	89%	404	542	34%	20%	26%	252	334	2,011	2,109	5%
Toxic Tort	20	23	15%	8	19	138%	-4	83%	14	19	36%	33%	40%	764	877	42	48	14%
UM/UIM Bod Inj	1,187	977	-18%	1,124	1,234	10%	257	126%	515	475	-8%	25%	27%	387	436	2,091	1,784	-15%
Total	56,616	52,390	-7%	50,232	55,992	11%	3602	107%	29,795	31,262	5%	31%	33%	492	525	97,353	93,984	-3%

NOTE: Some Multicounty Litigation (MCL) cases were transferred in November 2014: Atlantic to Bergen = 8,935; Atlantic to Middlesex = 4,070.

CIVIL BACKLOG SUMMARY BY CASETYPE

March 2022

STATE

	Cases in Backlog															
	Track 1					Track 2				Track 3			Track 4			Total Backlog
	12 to 18 months	18 to 24 months	24 to 36 months	over 36 months	Total Track 1	18 to 24 months	24 to 36 months	over 36 months	Total Track 2	24 to 36 months	over 36 months	Total Track 3	24 to 36 months	over 36 months	Total Track 4	
Act on Neg Inst	18	5	3	0	26	0	0	0	0	0	0	0	0	0	0	26
Asbestos	0	0	0	0	0	0	0	0	0	0	0	0	117	401	518	518
Assault & Bat	0	0	0	0	0	0	0	0	0	95	38	133	0	0	0	133
Auto - Pers Inj	1	0	0	0	1	4,277	4,104	1,507	9,888	1	1	2	1	0	1	9,892
Auto - Property	0	0	0	0	0	41	28	18	87	0	0	0	0	0	0	87
Book Account	240	86	95	22	443	1	2	0	3	1	0	1	2	0	2	449
Civil Rights	0	0	1	0	1	0	0	0	0	53	61	114	0	0	0	115
Complex Comm	0	0	0	0	0	0	0	0	0	0	0	0	91	134	225	225
Condemnation	0	0	0	0	0	0	0	0	0	19	46	65	0	0	0	65
Construction	0	0	0	0	0	62	113	86	261	1	1	2	2	0	2	265
Contract/Comm	0	0	0	0	0	501	564	272	1,337	0	1	1	0	0	0	1,338
Employment	0	0	0	0	0	23	32	16	71	0	0	0	0	0	0	71
Lieu of P. Writ	0	0	0	0	0	0	0	0	0	0	0	0	56	50	106	106
Medical Malprac	0	0	0	0	0	0	0	0	0	549	658	1,207	0	0	0	1,207
Name Change	4	0	0	0	4	0	0	0	0	0	0	0	0	0	0	4
Other Insurance	62	32	34	15	143	4	1	2	7	0	0	0	1	1	2	152
Other MCL	0	0	0	0	0	0	0	0	0	0	0	0	1,241	7,744	8,985	8,985
Other Track 1	214	97	102	48	461	11	8	4	23	8	4	12	1	1	2	498
Other Track 3	0	0	0	0	0	0	0	0	0	404	286	690	0	0	0	690
Other Track 4	0	0	0	0	0	0	0	0	0	2	0	2	78	162	240	242
Personal Injury	0	0	0	0	0	1,788	1,855	868	4,511	19	7	26	0	0	0	4,537
Prod Liability	0	0	0	0	0	0	0	0	0	69	73	142	0	0	0	142
Prof Malpractic	0	0	0	0	0	0	0	1	1	189	189	378	0	0	0	379
PIP Coverage	12	8	3	2	25	0	0	0	0	0	0	0	0	0	0	25
Real Property	28	18	15	11	72	1	1	0	2	1	0	1	0	0	0	75
Tort Other	0	0	0	0	0	221	225	92	538	3	0	3	1	0	1	542
Toxic Tort	0	0	0	0	0	0	0	0	0	6	13	19	0	0	0	19
UM/UIM Bod Inj	0	0	0	0	0	220	171	83	474	0	1	1	0	0	0	475
Total	579	246	253	98	1,176	7,150	7,104	2,949	17,203	1,420	1,379	2,799	1,591	8,493	10,084	31,262

NOTE: Some Multicounty Litigation (MCL) cases were transferred in November 2014: Atlantic to Bergen = 8,935; Atlantic to Middlesex = 4,070.

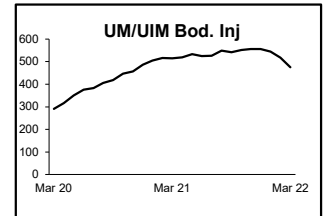
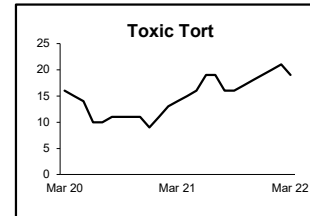
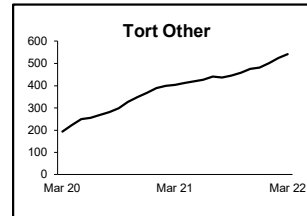
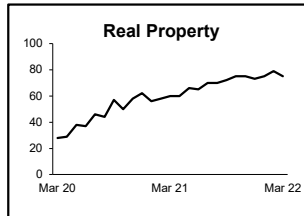
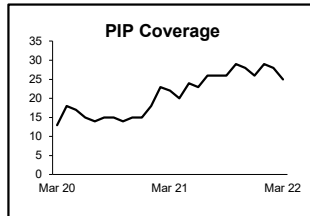
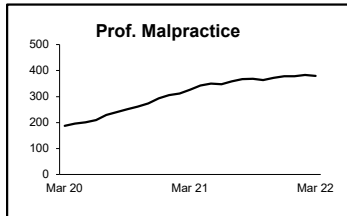
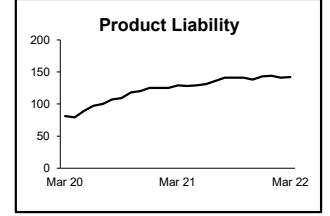
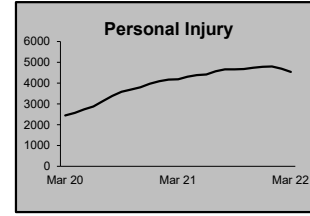
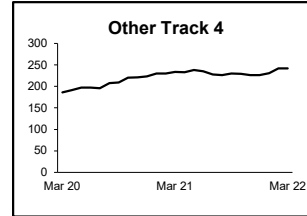
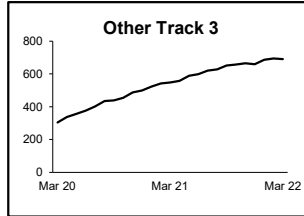
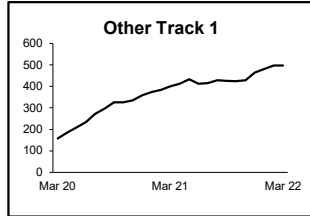
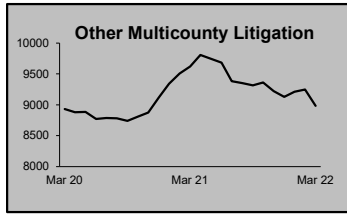
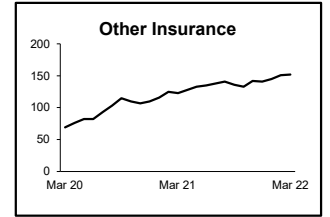
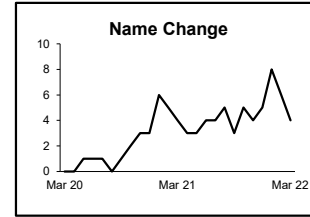
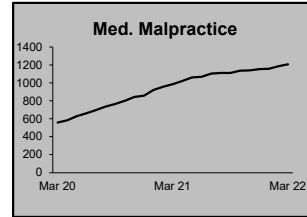
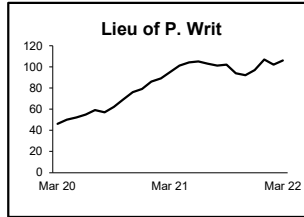
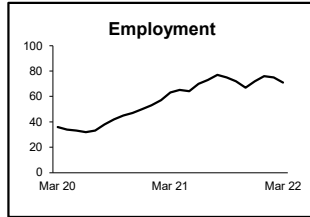
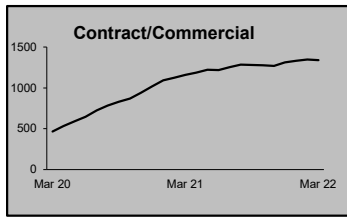
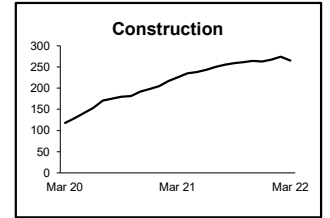
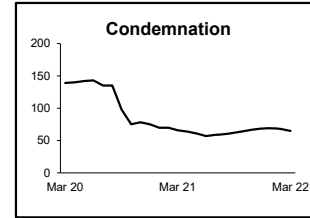
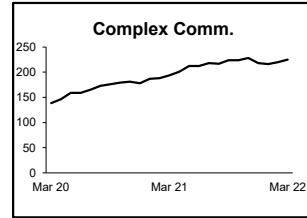
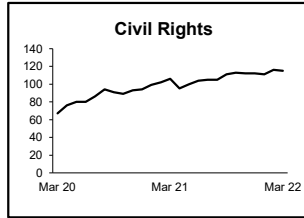
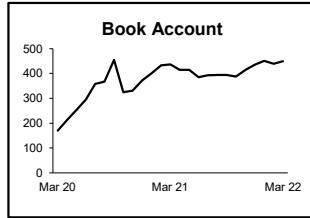
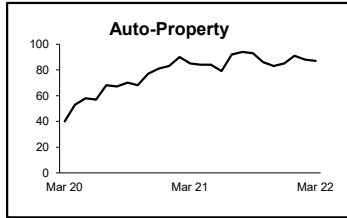
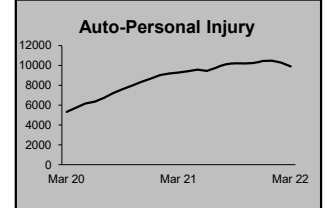
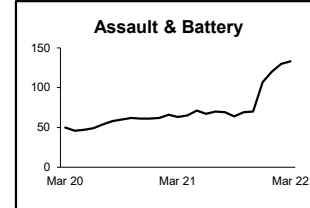
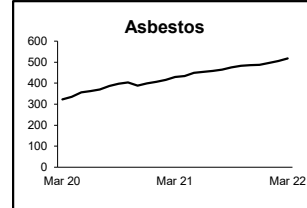
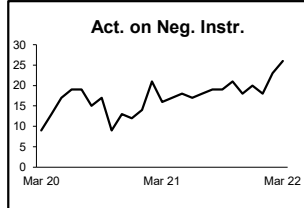
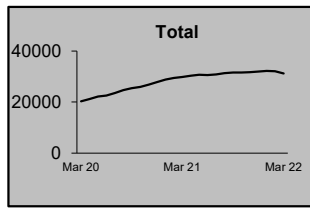
**CIVIL RESOLUTION SUMMARY BY CASETYPE
JULY 2021 - MARCH 2022
STATE**

	Trial			Summary					Total	Percent resolved by						Monthly Resolutions
	Jury	Nonjury	Total	Judgment	Settlement	Default Judgment	Dismiss	Other		Trial	Sum Jud	Settle	Default J	Dismiss	Other	
Act on Neg Inst	0	1	1	15	22	18	53	1	110	1%	14%	20%	16%	48%	1%	
Asbestos	0	0	0	0	13	0	32	1	46	0%	0%	28%	0%	70%	2%	
Assault & Bat	1	1	2	1	48	4	174	26	255	1%	0%	19%	2%	68%	10%	
Auto - Pers Inj	185	2	187	120	8,508	91	9,122	651	18,679	1%	1%	46%	0%	49%	3%	
Auto - Property	1	0	1	11	175	170	272	10	639	0%	2%	27%	27%	43%	2%	
Book Account	1	12	13	351	1,584	2,922	2,972	83	7,925	0%	4%	20%	37%	38%	1%	
Civil Rights	1	0	1	4	38	1	127	56	227	0%	2%	17%	0%	56%	25%	
Complex Commer	1	0	1	7	77	5	114	59	263	0%	3%	29%	2%	43%	22%	
Condemnation	0	0	0	1	16	0	15	34	66	0%	2%	24%	0%	23%	52%	
Construction	0	2	2	11	95	30	153	14	305	1%	4%	31%	10%	50%	5%	
Contract/Commer	9	30	39	239	1,655	1,140	2,742	221	6,036	1%	4%	27%	19%	45%	4%	
Employment	1	0	1	5	52	2	82	22	164	1%	3%	32%	1%	50%	13%	
Lieu of P. Writ	0	31	31	22	54	0	177	34	318	10%	7%	17%	0%	56%	11%	
Medical Malprac	7	0	7	12	262	0	360	55	696	1%	2%	38%	0%	52%	8%	
Name Change	0	0	0	0	0	0	121	1,949	2,070	0%	0%	0%	0%	6%	94%	
Other Insurance	0	1	1	19	109	13	185	44	371	0%	5%	29%	4%	50%	12%	
Other MCL	0	0	0	0	65	0	2,116	5	2,186	0%	0%	3%	0%	97%	0%	
Other Track 1	2	7	9	53	683	225	1,357	623	2,950	0%	2%	23%	8%	46%	21%	
Other Track 3	3	0	3	21	553	5	729	167	1,478	0%	1%	37%	0%	49%	11%	
Other Track 4	0	1	1	14	54	35	57	18	179	1%	8%	30%	20%	32%	10%	
Personal Injury	40	0	40	129	3,235	59	3,368	486	7,317	1%	2%	44%	1%	46%	7%	
Prod Liability	1	0	1	3	87	0	87	138	316	0%	1%	28%	0%	28%	44%	
Prof Malpractic	1	0	1	4	182	4	171	23	385	0%	1%	47%	1%	44%	6%	
PIP Coverage	0	0	0	3	44	5	131	24	207	0%	1%	21%	2%	63%	12%	
Real Property	2	2	4	9	52	26	125	34	250	2%	4%	21%	10%	50%	14%	
Tort Other	1	3	4	31	423	96	676	71	1,301	0%	2%	33%	7%	52%	5%	
Toxic Tort	0	0	0	1	6	0	6	6	19	0%	5%	32%	0%	32%	32%	
UM/UIM Bod Inj	21	0	21	7	557	22	609	18	1,234	2%	1%	45%	2%	49%	1%	
Total	278	93	371	1,093	18,649	4,873	26,133	4,873	55,992	1%	2%	33%	9%	47%	9%	

NOTE: Some Multicounty Litigation (MCL) cases were transferred in November 2014: Atlantic to Bergen = 8,935; Atlantic to Middlesex = 4,070.

**CIVIL BACKLOG BY CASETYPE
MARCH 2022
STATE**

	Total	Backlog	% chg
Mar 20		20,392	
Mar 21		29,795	46%
Mar 22		31,262	5%



1) Casetypes with the state's largest backlogs are highlighted.

2) Some Multicounty Litigation (MCL) cases were transferred in November 2014: Atlantic to Bergen = 8,935; Atlantic to Middlesex = 4,070.