

**New Jersey Judiciary
CIVIL STATISTICS
June 2022**

TABLE OF CONTENTS

| | |
|---|----|
| Introduction, Abbreviations, and Glossary | i |
| Tables and Graphs By County | 1 |
| Tables and Graphs by Case Type | |
| Atlantic | 3 |
| Bergen | 7 |
| Burlington | 11 |
| Camden | 15 |
| Cape May | 19 |
| Cumberland | 23 |
| Essex | 27 |
| Gloucester | 31 |
| Hudson | 35 |
| Hunterdon | 39 |
| Mercer | 43 |
| Middlesex | 47 |
| Monmouth | 51 |
| Morris | 55 |
| Ocean | 59 |
| Passaic | 63 |
| Salem | 67 |
| Somerset | 71 |
| Sussex | 75 |
| Union | 79 |
| Warren | 83 |
| State | 87 |

INTRODUCTION

CIVIL STATISTICS provides court year-to-date civil-law statistics for New Jersey's twenty-one counties. Data is compiled from a monthly statistical extract of the Automated Case Management System.

The report provides 4-page summaries of filings, resolutions, clearance, backlog, and active pending by case type for counties and the state. Case type categories are based on the Case Information Statement (CIS). Some categories are consolidated as shown in the table on the next page.

GLOSSARY

Filings: Filings include new, reopened, reactivated, and transferred cases

Resolutions: Include trials, summary judgments, settlements, default judgments dismissals, inactivations, transfers, and other summary matters

Clearance: Resolutions minus filings

Backlog: Cases over case processing goal as listed below. Cases are aged from date of complaint exclusive of inactive and closed time.

 Track 1 backlog = over 12 months

 Track 2 backlog = over 18 months

 Track 3 backlog = over 24 months

 Track 4 backlog = over 24 months

Backlog Per 100 Monthly Filings: $(\text{backlog}) / (\text{average monthly filings in previous court year}) * 100$

Active Pending: Cases not resolved. Does not include inactive cases.

CIVIL STATISTICS is produced by the Administrative Office of the Courts' Quantitative Research Unit. Questions or comments can be directed to:

Quantitative Research Unit: PO Box 037, Trenton, NJ 08625
(609) 815-2900 x52530

CASE TYPE ABBREVIATIONS

TRACK I

Action on Negotiable Instrument (Act on New Inst)

Book Account

Name Change

Other Insurance Claim Including Declaratory Judgment Actions (other insurance)

PIP Coverage

Real Property

Other Track 1: Forfeiture, Summary Action, UM or UIM Claim, Lemon Law, Open Public Records Act, Tenancy, Miscellaneous, No Show Jurors
UM/UIM Coverage

TRACK II

Auto Negligence - Personal Injury

Auto Negligence - Property Damage

Construction

Contract/Commercial Transactions

Employment other than CEPA or LAD

Personal Injury

Tort - Other

UM/UIM Bodily Injury

TRACK III

Assault and Battery

Civil Rights

Condemnation

Medical Malpractice

Product Liability

Professional Malpractice

Toxic Tort

Other Track 3: Defamation, Inverse Condemnation, Whistle Blower/Conscientious, Employee Protection Act, Law Against Discrimination

TRACK IV

Action in Lieu of Prerogative Writ (Lieu of P. Writ)

Asbestos

Complex Commercial

Other Multicounty Litigation (formerly "mass tort") and/or Centrally Managed Cases:

Abilify, Accutane, Allergen Biocell Textured Breast Implants, Asbestos, Benicar, Bristol-Myers-Squibb Environmental,

DePuy ASR Hip Implant, Elmiron, Firefighter Hearing Loss, Fosamax, HealthPlus Surgery Center,

Pelvic Mesh, Physiomesh, Proceed Surgical Mesh/Proceed Ventral Patch, Prolene Hernia System Mesh,

Proton-Pump Inhibitors, Singulair, Strattice Hernia Mesh, Stryker Hip/ABG II, Stryker LFIT CoCr V40 Femoral Heads, Stryker Trident Hip Implants,

Talc-Powder, Tassigna, Taxotere/Docetaxel, Zostavax.

Other Track 4: Complex Construction, Cullen Lit., Environmental Coverage Litigation, False Claims, Insurance Fraud, Mt. Laurel

CIVIL CASELOAD SUMMARY BY COUNTY
JULY 2021 - JUNE 2022
STATE

| | Filings | | | Resolutions | | | Clearance | | Backlog | | | Backlog Percent | | Backlog Per 100 Monthly Filings | | Active Pending | | |
|--------------|---------------|---------------|----------------|---------------|---------------|----------------|---------------------|-------------|---------------|---------------|----------------|-----------------|------------|---------------------------------|--------------|----------------|---------------|----------------|
| | Jul 2020 | Jul 2021 | percent change | Jul 2020 | Jul 2021 | percent change | Jul 2021 - Jun 2022 | | Jun 2021 | Jun 2022 | percent change | Jun 2021 | Jun 2022 | Jun 2021 | Jun 2022 | Jun 2021 | Jun 2022 | percent change |
| | to Jun 2021 | to Jun 2022 | | number | percent | | | | | | | | | | | | | |
| Atlantic | 4,693 | 4,027 | -14% | 3,048 | 2,940 | -4% | -1087 | 73% | 1,790 | 2,543 | 42% | 27% | 33% | 458 | 758 | 6,703 | 7,808 | 16% |
| Bergen | 9,044 | 8,275 | -9% | 9,132 | 10,000 | 10% | 1725 | 121% | 6,792 | 5,868 | -14% | 46% | 45% | 901 | 851 | 14,646 | 12,961 | -12% |
| Burlington | 2,812 | 2,696 | -4% | 2,775 | 2,925 | 5% | 229 | 108% | 420 | 400 | -5% | 16% | 17% | 179 | 178 | 2,592 | 2,359 | -9% |
| Camden | 4,271 | 4,019 | -6% | 4,400 | 4,412 | 0% | 393 | 110% | 967 | 831 | -14% | 21% | 20% | 272 | 248 | 4,525 | 4,130 | -9% |
| Cape May | 544 | 531 | -2% | 494 | 564 | 14% | 33 | 106% | 83 | 82 | -1% | 16% | 17% | 183 | 185 | 522 | 483 | -7% |
| Cumberland | 899 | 790 | -12% | 837 | 945 | 13% | 155 | 120% | 180 | 167 | -7% | 20% | 22% | 240 | 254 | 906 | 748 | -17% |
| Essex | 10,513 | 9,412 | -10% | 9,196 | 10,449 | 14% | 1037 | 111% | 4,602 | 4,827 | 5% | 32% | 36% | 525 | 615 | 14,447 | 13,411 | -7% |
| Gloucester | 1,554 | 1,520 | -2% | 1,530 | 1,712 | 12% | 192 | 113% | 283 | 235 | -17% | 18% | 17% | 219 | 186 | 1,538 | 1,351 | -12% |
| Hudson | 5,473 | 4,997 | -9% | 5,050 | 5,650 | 12% | 653 | 113% | 1,532 | 1,597 | 4% | 24% | 28% | 336 | 384 | 6,298 | 5,626 | -11% |
| Hunterdon | 590 | 616 | 4% | 523 | 603 | 15% | -13 | 98% | 121 | 145 | 20% | 23% | 27% | 246 | 282 | 530 | 546 | 3% |
| Mercer | 2,680 | 2,678 | 0% | 2,411 | 2,778 | 15% | 100 | 104% | 738 | 712 | -4% | 24% | 24% | 330 | 319 | 3,046 | 2,941 | -3% |
| Middlesex | 8,890 | 7,456 | -16% | 7,603 | 9,431 | 24% | 1975 | 126% | 6,796 | 6,565 | -3% | 44% | 48% | 917 | 1,057 | 15,576 | 13,591 | -13% |
| Monmouth | 4,698 | 4,134 | -12% | 4,377 | 4,811 | 10% | 677 | 116% | 1,266 | 1,148 | -9% | 24% | 25% | 323 | 333 | 5,340 | 4,659 | -13% |
| Morris | 2,980 | 2,534 | -15% | 2,687 | 2,730 | 2% | 196 | 108% | 684 | 871 | 27% | 22% | 30% | 275 | 412 | 3,077 | 2,875 | -7% |
| Ocean | 3,531 | 3,253 | -8% | 3,257 | 3,821 | 17% | 568 | 117% | 1,156 | 941 | -19% | 28% | 27% | 393 | 347 | 4,078 | 3,499 | -14% |
| Passaic | 4,457 | 3,916 | -12% | 4,138 | 4,482 | 8% | 566 | 114% | 1,109 | 1,212 | 9% | 22% | 27% | 299 | 371 | 5,083 | 4,503 | -11% |
| Salem | 268 | 246 | -8% | 259 | 266 | 3% | 20 | 108% | 45 | 46 | 2% | 20% | 22% | 201 | 224 | 230 | 206 | -10% |
| Somerset | 1,790 | 1,633 | -9% | 1,667 | 1,737 | 4% | 104 | 106% | 325 | 386 | 19% | 19% | 24% | 218 | 284 | 1,740 | 1,628 | -6% |
| Sussex | 671 | 589 | -12% | 633 | 640 | 1% | 51 | 109% | 113 | 131 | 16% | 19% | 24% | 202 | 267 | 607 | 554 | -9% |
| Union | 4,857 | 4,353 | -10% | 4,637 | 4,940 | 7% | 587 | 113% | 1,483 | 1,408 | -5% | 26% | 27% | 366 | 388 | 5,778 | 5,177 | -10% |
| Warren | 460 | 382 | -17% | 397 | 416 | 5% | 34 | 109% | 60 | 83 | 38% | 15% | 22% | 157 | 261 | 403 | 369 | -8% |
| Total | 75,675 | 68,057 | -10% | 69,051 | 76,252 | 10% | 8195 | 112% | 30,545 | 30,198 | -1% | 31% | 34% | 484 | 532 | 97,665 | 89,425 | -8% |

NOTE: Some Multicounty Litigation (MCL) cases were transferred in November 2014: Atlantic to Bergen = 8,935; Atlantic to Middlesex = 4,070.

CIVIL BACKLOG SUMMARY BY CASETYPE

June 2022

STATE

| | Cases in Backlog | | | | | | | | | | | | | | | |
|--------------|-------------------------|-----------------|-----------------|----------------|---------------|-----------------|-----------------|----------------|---------------|-----------------|----------------|---------------|-----------------|----------------|---------------|---------------|
| | Track 1 | | | | | Track 2 | | | | Track 3 | | | Track 4 | | | Total Backlog |
| | 12 to 18 months | 18 to 24 months | 24 to 36 months | over 36 months | Total Track 1 | 18 to 24 months | 24 to 36 months | over 36 months | Total Track 2 | 24 to 36 months | over 36 months | Total Track 3 | 24 to 36 months | over 36 months | Total Track 4 | |
| Atlantic | 24 | 11 | 15 | 3 | 53 | 184 | 151 | 64 | 399 | 52 | 53 | 105 | 777 | 1,209 | 1,986 | 2,543 |
| Bergen | 24 | 10 | 13 | 5 | 52 | 877 | 764 | 168 | 1,809 | 136 | 91 | 227 | 221 | 3,559 | 3,780 | 5,868 |
| Burlington | 0 | 0 | 0 | 0 | 0 | 161 | 118 | 32 | 311 | 46 | 29 | 75 | 9 | 5 | 14 | 400 |
| Camden | 25 | 8 | 16 | 1 | 50 | 294 | 202 | 80 | 576 | 90 | 93 | 183 | 7 | 15 | 22 | 831 |
| Cape May | 2 | 6 | 1 | 1 | 10 | 22 | 20 | 1 | 43 | 22 | 5 | 27 | 0 | 2 | 2 | 82 |
| Cumberland | 7 | 5 | 2 | 0 | 14 | 53 | 56 | 13 | 122 | 17 | 14 | 31 | 0 | 0 | 0 | 167 |
| Essex | 91 | 27 | 43 | 58 | 219 | 1,345 | 1,526 | 1,067 | 3,938 | 239 | 332 | 571 | 29 | 70 | 99 | 4,827 |
| Gloucester | 7 | 4 | 2 | 1 | 14 | 96 | 51 | 14 | 161 | 30 | 16 | 46 | 0 | 14 | 14 | 235 |
| Hudson | 59 | 29 | 25 | 8 | 121 | 536 | 541 | 226 | 1,303 | 68 | 55 | 123 | 20 | 30 | 50 | 1,597 |
| Hunterdon | 3 | 4 | 2 | 0 | 9 | 34 | 44 | 12 | 90 | 14 | 23 | 37 | 5 | 4 | 9 | 145 |
| Mercer | 1 | 0 | 2 | 0 | 3 | 221 | 180 | 93 | 494 | 99 | 93 | 192 | 8 | 15 | 23 | 712 |
| Middlesex | 27 | 6 | 2 | 2 | 37 | 902 | 722 | 245 | 1,869 | 139 | 89 | 228 | 677 | 3,754 | 4,431 | 6,565 |
| Monmouth | 34 | 23 | 14 | 6 | 77 | 362 | 349 | 105 | 816 | 103 | 88 | 191 | 26 | 38 | 64 | 1,148 |
| Morris | 32 | 22 | 13 | 1 | 68 | 268 | 288 | 28 | 584 | 78 | 93 | 171 | 16 | 32 | 48 | 871 |
| Ocean | 32 | 15 | 17 | 4 | 68 | 298 | 285 | 104 | 687 | 83 | 88 | 171 | 7 | 8 | 15 | 941 |
| Passaic | 47 | 15 | 25 | 8 | 95 | 456 | 345 | 172 | 973 | 63 | 48 | 111 | 14 | 19 | 33 | 1,212 |
| Salem | 3 | 0 | 1 | 0 | 4 | 17 | 11 | 4 | 32 | 5 | 3 | 8 | 1 | 1 | 2 | 46 |
| Somerset | 8 | 1 | 0 | 0 | 9 | 129 | 136 | 45 | 310 | 31 | 21 | 52 | 7 | 8 | 15 | 386 |
| Sussex | 3 | 2 | 1 | 0 | 6 | 42 | 43 | 9 | 94 | 15 | 13 | 28 | 1 | 2 | 3 | 131 |
| Union | 55 | 26 | 20 | 12 | 113 | 503 | 412 | 210 | 1,125 | 84 | 59 | 143 | 14 | 13 | 27 | 1,408 |
| Warren | 5 | 0 | 0 | 0 | 5 | 31 | 22 | 4 | 57 | 10 | 9 | 19 | 1 | 1 | 2 | 83 |
| Total | 489 | 214 | 214 | 110 | 1,027 | 6,831 | 6,266 | 2,696 | 15,793 | 1,424 | 1,315 | 2,739 | 1,840 | 8,799 | 10,639 | 30,198 |

NOTE: Some Multicounty Litigation (MCL) cases were transferred in November 2014: Atlantic to Bergen = 8,935; Atlantic to Middlesex = 4,070.

CIVIL CASELOAD SUMMARY BY CASETYPE
JULY 2021 - JUNE 2022
ATLANTIC

| | Filings | | | Resolutions | | | Clearance | | Backlog | | | Backlog Percent | | Backlog Per 100 Monthly Filings | | Active Pending | | |
|-----------------|----------------------|----------------------|----------------|----------------------|----------------------|----------------|---------------------|------------|--------------|--------------|----------------|-----------------|------------|---------------------------------|------------|----------------|--------------|----------------|
| | Jul 2020 to Jun 2021 | Jul 2021 to Jun 2022 | percent change | Jul 2020 to Jun 2021 | Jul 2021 to Jun 2022 | percent change | Jul 2021 - Jun 2022 | | Jun 2021 | Jun 2022 | percent change | Jun 2021 | Jun 2022 | Jun 2021 | Jun 2022 | Jun 2021 | Jun 2022 | percent change |
| | number | percent | | | | | | | | | | | | | | | | |
| Act on Neg Inst | 1 | 4 | 300% | 2 | 1 | -50% | -3 | 25% | 0 | 0 | 0% | 0% | 0% | 0 | 0 | 0 | 3 | |
| Asbestos | 0 | 0 | 0% | 0 | 0 | 0% | 0 | 100% | 0 | 0 | 0% | 0% | 0% | 0 | 0 | 0 | 0 | 0% |
| Assault & Bat | 12 | 18 | 50% | 9 | 12 | 33% | -6 | 67% | 3 | 3 | 0% | 23% | 16% | 300 | 200 | 13 | 19 | 46% |
| Auto - Pers Inj | 788 | 679 | -14% | 799 | 840 | 5% | 161 | 124% | 209 | 194 | -7% | 21% | 24% | 318 | 343 | 976 | 820 | -16% |
| Auto - Property | 24 | 28 | 17% | 31 | 23 | -26% | -5 | 82% | 0 | 1 | | 0% | 5% | 0 | 43 | 16 | 21 | 31% |
| Book Account | 464 | 369 | -20% | 453 | 435 | -4% | 66 | 118% | 10 | 16 | 60% | 4% | 9% | 26 | 52 | 237 | 173 | -27% |
| Civil Rights | 13 | 19 | 46% | 20 | 23 | 15% | 4 | 121% | 11 | 10 | -9% | 44% | 42% | 1,015 | 632 | 25 | 24 | -4% |
| Complex Comm | 8 | 5 | -38% | 8 | 3 | -63% | -2 | 60% | 4 | 7 | 75% | 33% | 44% | 600 | 1,680 | 12 | 16 | 33% |
| Condemnation | 1 | 0 | -100% | 0 | 2 | | 2 | 100% | 0 | 0 | 0% | 0% | 0% | 0 | 0 | 3 | 1 | -67% |
| Construction | 13 | 17 | 31% | 11 | 12 | 9% | -5 | 71% | 9 | 10 | 11% | 39% | 37% | 831 | 706 | 23 | 27 | 17% |
| Contract/Comm | 317 | 251 | -21% | 357 | 314 | -12% | 63 | 125% | 23 | 19 | -17% | 10% | 12% | 87 | 91 | 221 | 156 | -29% |
| Employment | 14 | 6 | -57% | 9 | 10 | 11% | 4 | 167% | 3 | 4 | 33% | 20% | 36% | 257 | 800 | 15 | 11 | -27% |
| Lieu of P. Writ | 9 | 15 | 67% | 11 | 14 | 27% | -1 | 93% | 5 | 3 | -40% | 42% | 23% | 667 | 240 | 12 | 13 | 8% |
| Medical Malprac | 41 | 30 | -27% | 27 | 28 | 4% | -2 | 93% | 29 | 39 | 34% | 33% | 42% | 849 | 1,560 | 89 | 93 | 4% |
| Name Change | 77 | 72 | -6% | 71 | 78 | 10% | 6 | 108% | 0 | 0 | 0% | 0% | 0% | 0 | 0 | 13 | 7 | -46% |
| Other Insurance | 30 | 12 | -60% | 20 | 24 | 20% | 12 | 200% | 7 | 4 | -43% | 27% | 33% | 280 | 400 | 26 | 12 | -54% |
| Other MCL | 1,862 | 1,505 | -19% | 277 | 69 | -75% | -1436 | 5% | 1,213 | 1,972 | 63% | 32% | 37% | 782 | 1,572 | 3,837 | 5,312 | 38% |
| Other Track 1 | 156 | 212 | 36% | 168 | 151 | -10% | -61 | 71% | 18 | 30 | 67% | 20% | 20% | 138 | 170 | 88 | 149 | 69% |
| Other Track 3 | 108 | 101 | -6% | 74 | 129 | 74% | 28 | 128% | 29 | 35 | 21% | 16% | 23% | 322 | 416 | 177 | 149 | -16% |
| Other Track 4 | 11 | 11 | 0% | 4 | 8 | 100% | -3 | 73% | 3 | 3 | 0% | 23% | 18% | 327 | 327 | 13 | 17 | 31% |
| Personal Injury | 547 | 442 | -19% | 505 | 549 | 9% | 107 | 124% | 166 | 139 | -16% | 24% | 24% | 364 | 377 | 691 | 586 | -15% |
| Prod Liability | 14 | 66 | 371% | 10 | 33 | 230% | -33 | 50% | 1 | 5 | 400% | 6% | 36% | 86 | 91 | 17 | 14 | -18% |
| Prof Malpractic | 11 | 11 | 0% | 12 | 17 | 42% | 6 | 155% | 12 | 11 | -8% | 39% | 41% | 1,309 | 1,200 | 31 | 27 | -13% |
| PIP Coverage | 6 | 6 | 0% | 6 | 5 | -17% | -1 | 83% | 1 | 1 | 0% | 33% | 25% | 200 | 200 | 3 | 4 | 33% |
| Real Property | 21 | 17 | -19% | 20 | 12 | -40% | -5 | 71% | 0 | 1 | | 0% | 8% | 0 | 71 | 7 | 12 | 71% |
| Tort Other | 70 | 60 | -14% | 68 | 52 | -24% | -8 | 87% | 10 | 20 | 100% | 16% | 28% | 171 | 400 | 62 | 72 | 16% |
| Toxic Tort | 1 | 2 | 100% | 0 | 1 | | -1 | 50% | 0 | 0 | 0% | 0% | 0% | 0 | 0 | 1 | 2 | 100% |
| UM/UM Bod Inj | 74 | 69 | -7% | 76 | 95 | 25% | 26 | 138% | 24 | 16 | -33% | 25% | 24% | 389 | 278 | 95 | 68 | -28% |
| Total | 4,693 | 4,027 | -14% | 3,048 | 2,940 | -4% | -1087 | 73% | 1,790 | 2,543 | 42% | 27% | 33% | 458 | 758 | 6,703 | 7,808 | 16% |

NOTE: Some Multicounty Litigation (MCL) cases were transferred in November 2014: Atlantic to Bergen = 8,935; Atlantic to Middlesex = 4,070.

CIVIL BACKLOG SUMMARY BY CASETYPE

June 2022

ATLANTIC

| | Cases in Backlog | | | | | | | | | | | | | | | |
|------------------|-------------------------|-----------------|-----------------|----------------|---------------|-----------------|-----------------|----------------|---------------|-----------------|----------------|---------------|-----------------|----------------|---------------|---------------|
| | Track 1 | | | | | Track 2 | | | | Track 3 | | | Track 4 | | | Total Backlog |
| | 12 to 18 months | 18 to 24 months | 24 to 36 months | over 36 months | Total Track 1 | 18 to 24 months | 24 to 36 months | over 36 months | Total Track 2 | 24 to 36 months | over 36 months | Total Track 3 | 24 to 36 months | over 36 months | Total Track 4 | |
| Act on Neg Inst | 0 | 0 | 0 | 0 | 0 | 0 | 0 | 0 | 0 | 0 | 0 | 0 | 0 | 0 | 0 | 0 |
| Asbestos | 0 | 0 | 0 | 0 | 0 | 0 | 0 | 0 | 0 | 0 | 0 | 0 | 0 | 0 | 0 | 0 |
| Assault & Bat | 0 | 0 | 0 | 0 | 0 | 0 | 0 | 0 | 0 | 1 | 2 | 3 | 0 | 0 | 0 | 3 |
| Auto - Pers Inj | 0 | 1 | 0 | 0 | 1 | 91 | 74 | 28 | 193 | 0 | 0 | 0 | 0 | 0 | 0 | 194 |
| Auto - Property | 0 | 0 | 0 | 0 | 0 | 1 | 0 | 0 | 1 | 0 | 0 | 0 | 0 | 0 | 0 | 1 |
| Book Account | 8 | 2 | 5 | 1 | 16 | 0 | 0 | 0 | 0 | 0 | 0 | 0 | 0 | 0 | 0 | 16 |
| Civil Rights | 0 | 0 | 0 | 0 | 0 | 0 | 0 | 0 | 0 | 4 | 6 | 10 | 0 | 0 | 0 | 10 |
| Complex Commerce | 0 | 0 | 0 | 0 | 0 | 0 | 0 | 0 | 0 | 0 | 0 | 0 | 3 | 4 | 7 | 7 |
| Condemnation | 0 | 0 | 0 | 0 | 0 | 0 | 0 | 0 | 0 | 0 | 0 | 0 | 0 | 0 | 0 | 0 |
| Construction | 0 | 0 | 0 | 0 | 0 | 3 | 3 | 4 | 10 | 0 | 0 | 0 | 0 | 0 | 0 | 10 |
| Contract/Commer | 1 | 0 | 0 | 0 | 1 | 8 | 5 | 5 | 18 | 0 | 0 | 0 | 0 | 0 | 0 | 19 |
| Employment | 0 | 0 | 0 | 0 | 0 | 0 | 3 | 1 | 4 | 0 | 0 | 0 | 0 | 0 | 0 | 4 |
| Lieu of P. Writ | 0 | 0 | 0 | 0 | 0 | 0 | 0 | 0 | 0 | 0 | 0 | 0 | 0 | 3 | 3 | 3 |
| Medical Malprac | 0 | 0 | 0 | 0 | 0 | 0 | 0 | 0 | 0 | 18 | 21 | 39 | 0 | 0 | 0 | 39 |
| Name Change | 0 | 0 | 0 | 0 | 0 | 0 | 0 | 0 | 0 | 0 | 0 | 0 | 0 | 0 | 0 | 0 |
| Other Insurance | 2 | 0 | 0 | 1 | 3 | 0 | 0 | 1 | 1 | 0 | 0 | 0 | 0 | 0 | 0 | 4 |
| Other MCL | 0 | 0 | 0 | 0 | 0 | 0 | 0 | 0 | 0 | 0 | 0 | 0 | 773 | 1,199 | 1,972 | 1,972 |
| Other Track 1 | 12 | 8 | 9 | 1 | 30 | 0 | 0 | 0 | 0 | 0 | 0 | 0 | 0 | 0 | 0 | 30 |
| Other Track 3 | 0 | 0 | 0 | 0 | 0 | 0 | 0 | 0 | 0 | 18 | 17 | 35 | 0 | 0 | 0 | 35 |
| Other Track 4 | 0 | 0 | 0 | 0 | 0 | 0 | 0 | 0 | 0 | 0 | 0 | 0 | 0 | 3 | 3 | 3 |
| Personal Injury | 0 | 0 | 0 | 0 | 0 | 70 | 52 | 16 | 138 | 0 | 1 | 1 | 0 | 0 | 0 | 139 |
| Prod Liability | 0 | 0 | 0 | 0 | 0 | 0 | 0 | 0 | 0 | 5 | 0 | 5 | 0 | 0 | 0 | 5 |
| Prof Malpractic | 0 | 0 | 0 | 0 | 0 | 0 | 0 | 0 | 0 | 5 | 6 | 11 | 0 | 0 | 0 | 11 |
| PIP Coverage | 0 | 0 | 1 | 0 | 1 | 0 | 0 | 0 | 0 | 0 | 0 | 0 | 0 | 0 | 0 | 1 |
| Real Property | 1 | 0 | 0 | 0 | 1 | 0 | 0 | 0 | 0 | 0 | 0 | 0 | 0 | 0 | 0 | 1 |
| Tort Other | 0 | 0 | 0 | 0 | 0 | 7 | 7 | 4 | 18 | 1 | 0 | 1 | 1 | 0 | 1 | 20 |
| Toxic Tort | 0 | 0 | 0 | 0 | 0 | 0 | 0 | 0 | 0 | 0 | 0 | 0 | 0 | 0 | 0 | 0 |
| UM/UIIM Bod Inj | 0 | 0 | 0 | 0 | 0 | 4 | 7 | 5 | 16 | 0 | 0 | 0 | 0 | 0 | 0 | 16 |
| Total | 24 | 11 | 15 | 3 | 53 | 184 | 151 | 64 | 399 | 52 | 53 | 105 | 777 | 1,209 | 1,986 | 2,543 |

NOTE: Some Multicounty Litigation (MCL) cases were transferred in November 2014: Atlantic to Bergen = 8,935; Atlantic to Middlesex = 4,070.

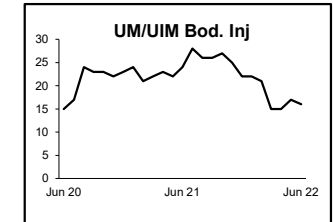
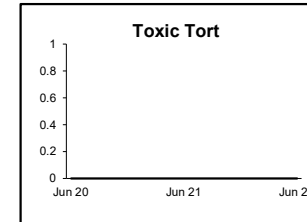
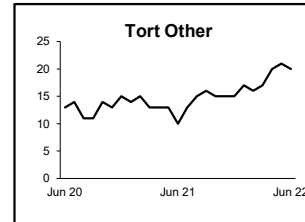
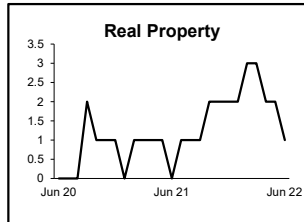
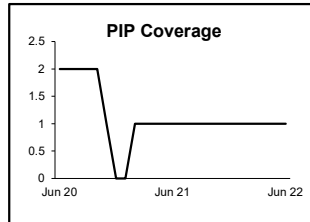
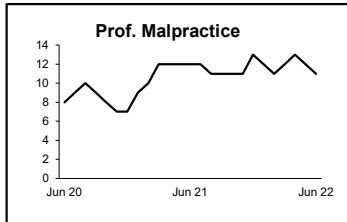
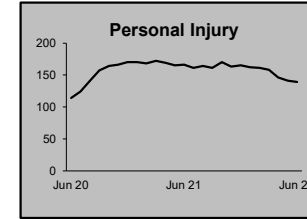
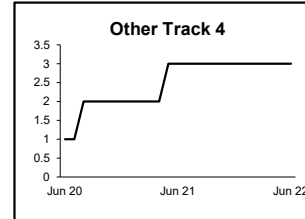
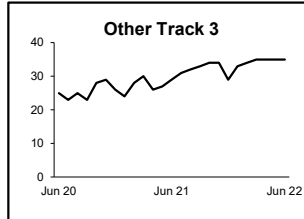
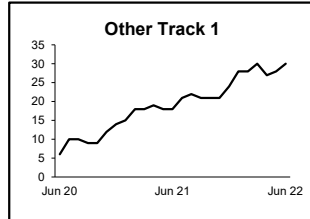
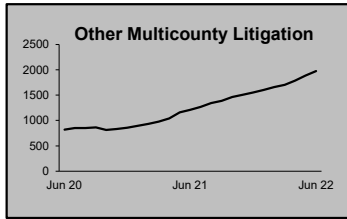
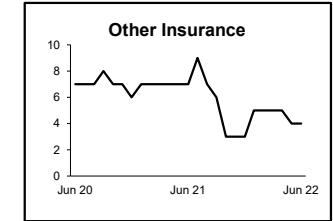
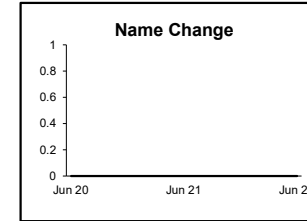
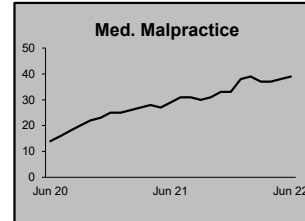
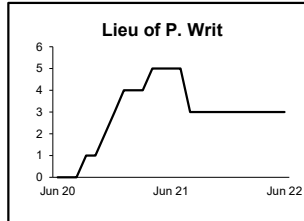
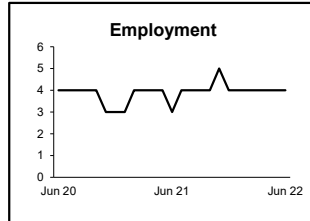
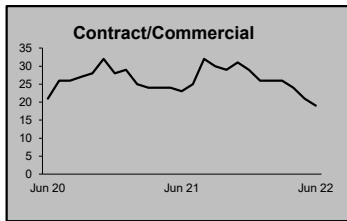
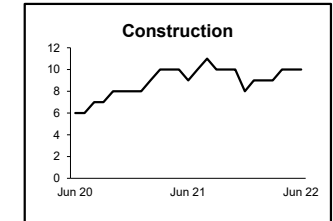
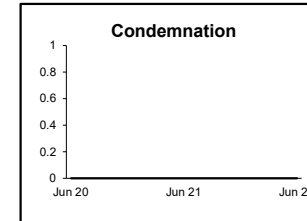
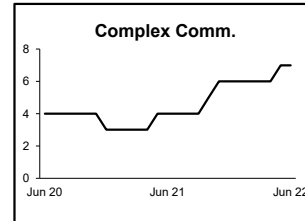
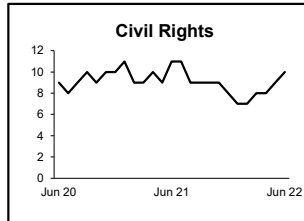
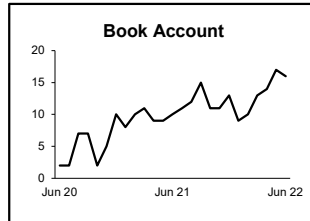
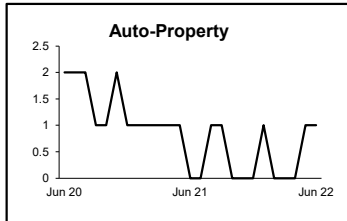
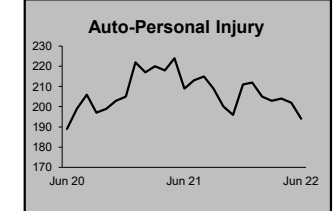
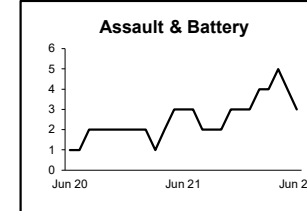
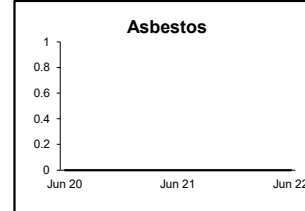

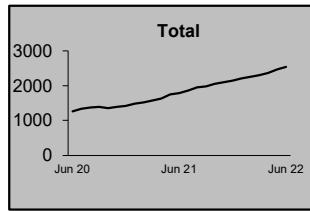
**CIVIL RESOLUTION SUMMARY BY CASETYPE
JULY 2021 - JUNE 2022
ATLANTIC**

| | Trial | | | Summary | | | | | Total | Percent resolved by | | | | | | Monthly Resolutions |
|-----------------|-----------|----------|-----------|-----------|------------|------------------|--------------|------------|--------------|---------------------|-----------|------------|------------|------------|-----------|---------------------|
| | Jury | Nonjury | Total | Judgment | Settlement | Default Judgment | Dismiss | Other | | Trial | Sum Jud | Settle | Default J | Dismiss | Other | |
| Act on Neg Inst | 0 | 0 | 0 | 0 | 0 | 0 | 1 | 0 | 1 | 0% | 0% | 0% | 0% | 100% | 0% | |
| Asbestos | 0 | 0 | 0 | 0 | 0 | 0 | 0 | 0 | 0 | 0% | 0% | 0% | 0% | 0% | 0% | |
| Assault & Bat | 0 | 0 | 0 | 0 | 3 | 0 | 7 | 2 | 12 | 0% | 0% | 25% | 0% | 58% | 17% | |
| Auto - Pers Inj | 9 | 0 | 9 | 7 | 253 | 4 | 533 | 34 | 840 | 1% | 1% | 30% | 0% | 63% | 4% | |
| Auto - Property | 0 | 0 | 0 | 0 | 3 | 5 | 14 | 1 | 23 | 0% | 0% | 13% | 22% | 61% | 4% | |
| Book Account | 0 | 0 | 0 | 7 | 61 | 216 | 148 | 3 | 435 | 0% | 2% | 14% | 50% | 34% | 1% | |
| Civil Rights | 0 | 0 | 0 | 0 | 4 | 0 | 15 | 4 | 23 | 0% | 0% | 17% | 0% | 65% | 17% | |
| Complex Commerc | 0 | 0 | 0 | 0 | 1 | 1 | 1 | 0 | 3 | 0% | 0% | 33% | 33% | 33% | 0% | |
| Condemnation | 0 | 0 | 0 | 0 | 0 | 0 | 0 | 2 | 2 | 0% | 0% | 0% | 0% | 0% | 100% | |
| Construction | 0 | 0 | 0 | 0 | 2 | 3 | 7 | 0 | 12 | 0% | 0% | 17% | 25% | 58% | 0% | |
| Contract/Commer | 0 | 0 | 0 | 9 | 45 | 77 | 169 | 14 | 314 | 0% | 3% | 14% | 25% | 54% | 4% | |
| Employment | 0 | 0 | 0 | 0 | 2 | 0 | 6 | 2 | 10 | 0% | 0% | 20% | 0% | 60% | 20% | |
| Lieu of P. Writ | 0 | 0 | 0 | 2 | 4 | 0 | 3 | 5 | 14 | 0% | 14% | 29% | 0% | 21% | 36% | |
| Medical Malprac | 0 | 0 | 0 | 2 | 11 | 0 | 12 | 3 | 28 | 0% | 7% | 39% | 0% | 43% | 11% | |
| Name Change | 0 | 0 | 0 | 0 | 0 | 0 | 4 | 74 | 78 | 0% | 0% | 0% | 0% | 5% | 95% | |
| Other Insurance | 0 | 0 | 0 | 1 | 9 | 1 | 11 | 2 | 24 | 0% | 4% | 38% | 4% | 46% | 8% | |
| Other MCL | 0 | 0 | 0 | 0 | 43 | 0 | 22 | 4 | 69 | 0% | 0% | 62% | 0% | 32% | 6% | |
| Other Track 1 | 0 | 0 | 0 | 0 | 27 | 5 | 85 | 34 | 151 | 0% | 0% | 18% | 3% | 56% | 23% | |
| Other Track 3 | 0 | 0 | 0 | 2 | 43 | 0 | 75 | 9 | 129 | 0% | 2% | 33% | 0% | 58% | 7% | |
| Other Track 4 | 0 | 0 | 0 | 0 | 2 | 3 | 2 | 1 | 8 | 0% | 0% | 25% | 38% | 25% | 13% | |
| Personal Injury | 3 | 0 | 3 | 9 | 196 | 1 | 291 | 49 | 549 | 1% | 2% | 36% | 0% | 53% | 9% | |
| Prod Liability | 0 | 0 | 0 | 0 | 2 | 0 | 29 | 2 | 33 | 0% | 0% | 6% | 0% | 88% | 6% | |
| Prof Malpractic | 0 | 0 | 0 | 0 | 5 | 0 | 12 | 0 | 17 | 0% | 0% | 29% | 0% | 71% | 0% | |
| PIP Coverage | 0 | 0 | 0 | 0 | 2 | 0 | 3 | 0 | 5 | 0% | 0% | 40% | 0% | 60% | 0% | |
| Real Property | 0 | 0 | 0 | 1 | 3 | 1 | 4 | 3 | 12 | 0% | 8% | 25% | 8% | 33% | 25% | |
| Tort Other | 0 | 0 | 0 | 1 | 15 | 4 | 29 | 3 | 52 | 0% | 2% | 29% | 8% | 56% | 6% | |
| Toxic Tort | 0 | 0 | 0 | 0 | 0 | 0 | 1 | 0 | 1 | 0% | 0% | 0% | 0% | 100% | 0% | |
| UM/UIM Bod Inj | 3 | 0 | 3 | 2 | 27 | 2 | 60 | 1 | 95 | 3% | 2% | 28% | 2% | 63% | 1% | |
| Total | 15 | 0 | 15 | 43 | 763 | 323 | 1,544 | 252 | 2,940 | 1% | 1% | 26% | 11% | 53% | 9% | |

NOTE: Some Multicounty Litigation (MCL) cases were transferred in November 2014: Atlantic to Bergen = 8,935; Atlantic to Middlesex = 4,070.

**CIVIL BACKLOG BY CASETYPE
JUNE 2022
ATLANTIC**

| | Total | Backlog | % chg |
|--------|--------------|----------------|--------------|
| Jun 20 | | 1,268 | |
| Jun 21 | | 1,790 | 41% |
| Jun 22 | | 2,543 | 42% |



- 1) Casetypes with the state's largest backlogs are highlighted.
- 2) Some Multicounty Litigation (MCL) cases were transferred in November 2014: Atlantic to Bergen = 8,935; Atlantic to Middlesex = 4,070.

CIVIL CASELOAD SUMMARY BY CASETYPE
JULY 2021 - JUNE 2022
BERGEN

| | Filings | | | Resolutions | | | Clearance | | Backlog | | | Backlog Percent | | Backlog Per 100 Monthly Filings | | Active Pending | | |
|-----------------|----------------------------|----------------------------|-------------------|----------------------------|----------------------------|-------------------|---------------------|-------------|--------------|--------------|-------------------|-----------------|------------|---------------------------------|------------|----------------|---------------|-------------------|
| | Jul 2020 to Jun 2021 | Jul 2021 to Jun 2022 | percent change | Jul 2020 to Jun 2021 | Jul 2021 to Jun 2022 | percent change | Jul 2021 - Jun 2022 | | Jun 2021 | Jun 2022 | percent change | Jun 2021 | Jun 2022 | Jun 2021 | Jun 2022 | Jun 2021 | Jun 2022 | percent change |
| | | | | | | | number | percent | | | | | | | | | | |
| Act on Neg Inst | 24 | 17 | -29% | 28 | 24 | -14% | 7 | 141% | 2 | 0 | -100% | 13% | 0% | 100 | 0 | 16 | 8 | -50% |
| Asbestos | 0 | 0 | 0% | 0 | 0 | 0% | 0 | 100% | 0 | 0 | 0% | 0% | 0% | 0 | 0 | 0 | 0 | 0% |
| Assault & Bat | 19 | 87 | 358% | 20 | 82 | 310% | -5 | 94% | 2 | 6 | 200% | 5% | 12% | 126 | 83 | 42 | 50 | 19% |
| Auto - Pers Inj | 2,847 | 2,307 | -19% | 2,455 | 2,919 | 19% | 612 | 127% | 1,028 | 1,068 | 4% | 25% | 31% | 433 | 556 | 4,051 | 3,456 | -15% |
| Auto - Property | 81 | 94 | 16% | 103 | 85 | -17% | -9 | 90% | 11 | 6 | -45% | 17% | 8% | 163 | 77 | 64 | 71 | 11% |
| Book Account | 1,378 | 1,113 | -19% | 1,344 | 1,289 | -4% | 176 | 116% | 66 | 18 | -73% | 10% | 4% | 57 | 19 | 687 | 481 | -30% |
| Civil Rights | 20 | 36 | 80% | 24 | 21 | -13% | -15 | 58% | 5 | 4 | -20% | 38% | 14% | 300 | 133 | 13 | 28 | 115% |
| Complex Commerc | 52 | 48 | -8% | 58 | 44 | -24% | -4 | 92% | 16 | 24 | 50% | 28% | 37% | 369 | 600 | 57 | 65 | 14% |
| Condemnation | 7 | 8 | 14% | 4 | 9 | 125% | 1 | 113% | 0 | 0 | 0% | 0% | 0% | 0 | 0 | 3 | 2 | -33% |
| Construction | 55 | 48 | -13% | 35 | 53 | 51% | 5 | 110% | 21 | 21 | 0% | 28% | 32% | 458 | 525 | 74 | 66 | -11% |
| Contract/Commer | 1,252 | 1,163 | -7% | 1,243 | 1,272 | 2% | 109 | 109% | 204 | 156 | -24% | 20% | 16% | 196 | 161 | 1,017 | 956 | -6% |
| Employment | 25 | 33 | 32% | 30 | 31 | 3% | -2 | 94% | 6 | 8 | 33% | 18% | 24% | 288 | 291 | 33 | 34 | 3% |
| Lieu of P. Writ | 58 | 54 | -7% | 55 | 47 | -15% | -7 | 87% | 9 | 5 | -44% | 18% | 8% | 186 | 111 | 49 | 60 | 22% |
| Medical Malprac | 133 | 110 | -17% | 92 | 106 | 15% | -4 | 96% | 99 | 123 | 24% | 34% | 41% | 893 | 1,342 | 291 | 299 | 3% |
| Name Change | 228 | 326 | 43% | 237 | 317 | 34% | -9 | 97% | 0 | 0 | 0% | 0% | 0% | 0 | 0 | 40 | 53 | 33% |
| Other Insurance | 71 | 52 | -27% | 70 | 55 | -21% | 3 | 106% | 9 | 7 | -22% | 21% | 21% | 152 | 162 | 42 | 34 | -19% |
| Other MCL | 612 | 668 | 9% | 1,415 | 1,378 | -3% | 710 | 206% | 4,601 | 3,719 | -19% | 85% | 79% | 9,022 | 6,681 | 5,440 | 4,733 | -13% |
| Other Track 1 | 483 | 417 | -14% | 395 | 434 | 10% | 17 | 104% | 30 | 21 | -30% | 11% | 10% | 75 | 60 | 261 | 205 | -21% |
| Other Track 3 | 167 | 205 | 23% | 176 | 175 | -1% | -30 | 85% | 36 | 41 | 14% | 16% | 16% | 259 | 240 | 220 | 259 | 18% |
| Other Track 4 | 18 | 19 | 6% | 23 | 36 | 57% | 17 | 189% | 36 | 32 | -11% | 55% | 57% | 2,400 | 2,021 | 66 | 56 | -15% |
| Personal Injury | 939 | 1,018 | 8% | 820 | 1,043 | 27% | 25 | 102% | 461 | 466 | 1% | 30% | 31% | 589 | 549 | 1,520 | 1,509 | -1% |
| Prod Liability | 72 | 27 | -63% | 44 | 71 | 61% | 44 | 263% | 20 | 8 | -60% | 22% | 17% | 333 | 356 | 92 | 46 | -50% |
| Prof Malpractic | 51 | 49 | -4% | 48 | 60 | 25% | 11 | 122% | 34 | 43 | 26% | 30% | 37% | 800 | 1,053 | 115 | 115 | 0% |
| PIP Coverage | 31 | 22 | -29% | 31 | 23 | -26% | 1 | 105% | 0 | 3 | | 0% | 33% | 0 | 164 | 10 | 9 | -10% |
| Real Property | 37 | 33 | -11% | 20 | 43 | 115% | 10 | 130% | 9 | 4 | -56% | 26% | 22% | 292 | 145 | 34 | 18 | -47% |
| Tort Other | 244 | 225 | -8% | 234 | 240 | 3% | 15 | 107% | 52 | 53 | 2% | 22% | 24% | 256 | 283 | 233 | 219 | -6% |
| Toxic Tort | 3 | 1 | -67% | 1 | 1 | 0% | 0 | 100% | 2 | 2 | 0% | 40% | 33% | 800 | 2,400 | 5 | 6 | 20% |
| UM/UIM Bod Inj | 137 | 95 | -31% | 127 | 142 | 12% | 47 | 149% | 33 | 30 | -9% | 19% | 24% | 289 | 379 | 171 | 123 | -28% |
| Total | 9,044 | 8,275 | -9% | 9,132 | 10,000 | 10% | 1725 | 121% | 6,792 | 5,868 | -14% | 46% | 45% | 901 | 851 | 14,646 | 12,961 | -12% |

NOTE: Some Multicounty Litigation (MCL) cases were transferred in November 2014: Atlantic to Bergen = 8,935; Atlantic to Middlesex = 4,070.

CIVIL BACKLOG SUMMARY BY CASETYPE

June 2022

BERGEN

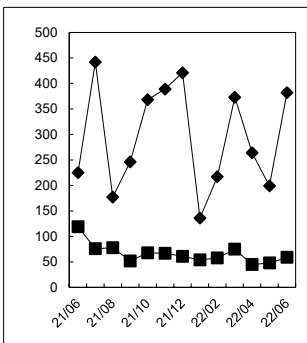
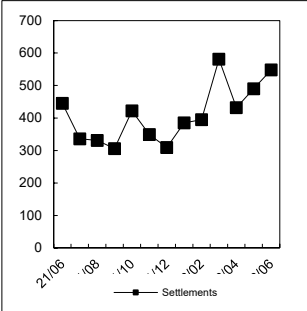
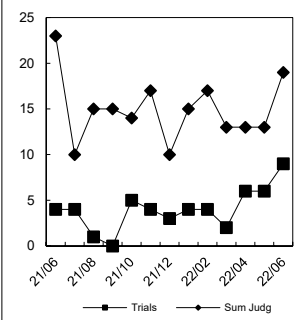
| | Cases in Backlog | | | | | | | | | | | | | | | |
|-----------------|-------------------------|-----------------|-----------------|----------------|---------------|-----------------|-----------------|----------------|---------------|-----------------|----------------|---------------|-----------------|----------------|---------------|---------------|
| | Track 1 | | | | | Track 2 | | | | Track 3 | | | Track 4 | | | Total Backlog |
| | 12 to 18 months | 18 to 24 months | 24 to 36 months | over 36 months | Total Track 1 | 18 to 24 months | 24 to 36 months | over 36 months | Total Track 2 | 24 to 36 months | over 36 months | Total Track 3 | 24 to 36 months | over 36 months | Total Track 4 | |
| Act on Neg Inst | 0 | 0 | 0 | 0 | 0 | 0 | 0 | 0 | 0 | 0 | 0 | 0 | 0 | 0 | 0 | 0 |
| Asbestos | 0 | 0 | 0 | 0 | 0 | 0 | 0 | 0 | 0 | 0 | 0 | 0 | 0 | 0 | 0 | 0 |
| Assault & Bat | 0 | 0 | 0 | 0 | 0 | 0 | 0 | 0 | 0 | 5 | 1 | 6 | 0 | 0 | 0 | 0 |
| Auto - Pers Inj | 0 | 0 | 0 | 0 | 0 | 538 | 455 | 75 | 1,068 | 0 | 0 | 0 | 0 | 0 | 0 | 1,068 |
| Auto - Property | 0 | 0 | 0 | 0 | 0 | 3 | 2 | 1 | 6 | 0 | 0 | 0 | 0 | 0 | 0 | 6 |
| Book Account | 4 | 3 | 8 | 2 | 17 | 0 | 1 | 0 | 1 | 0 | 0 | 0 | 0 | 0 | 0 | 18 |
| Civil Rights | 0 | 0 | 0 | 0 | 0 | 0 | 0 | 0 | 0 | 1 | 3 | 4 | 0 | 0 | 0 | 4 |
| Complex Comm | 0 | 0 | 0 | 0 | 0 | 0 | 0 | 0 | 0 | 0 | 0 | 0 | 11 | 13 | 24 | 24 |
| Condemnation | 0 | 0 | 0 | 0 | 0 | 0 | 0 | 0 | 0 | 0 | 0 | 0 | 0 | 0 | 0 | 0 |
| Construction | 0 | 0 | 0 | 0 | 0 | 6 | 12 | 3 | 21 | 0 | 0 | 0 | 0 | 0 | 0 | 21 |
| Contract/Comm | 0 | 0 | 0 | 0 | 0 | 70 | 61 | 25 | 156 | 0 | 0 | 0 | 0 | 0 | 0 | 156 |
| Employment | 0 | 0 | 0 | 0 | 0 | 5 | 3 | 0 | 8 | 0 | 0 | 0 | 0 | 0 | 0 | 8 |
| Lieu of P. Writ | 0 | 0 | 0 | 0 | 0 | 0 | 0 | 0 | 0 | 0 | 0 | 0 | 3 | 2 | 5 | 5 |
| Medical Malprac | 0 | 0 | 0 | 0 | 0 | 0 | 0 | 0 | 0 | 71 | 52 | 123 | 0 | 0 | 0 | 123 |
| Name Change | 0 | 0 | 0 | 0 | 0 | 0 | 0 | 0 | 0 | 0 | 0 | 0 | 0 | 0 | 0 | 0 |
| Other Insurance | 3 | 2 | 2 | 0 | 7 | 0 | 0 | 0 | 0 | 0 | 0 | 0 | 0 | 0 | 0 | 7 |
| Other MCL | 0 | 0 | 0 | 0 | 0 | 0 | 0 | 0 | 0 | 0 | 0 | 0 | 192 | 3,527 | 3,719 | 3,719 |
| Other Track 1 | 17 | 2 | 1 | 1 | 21 | 0 | 0 | 0 | 0 | 0 | 0 | 0 | 0 | 0 | 0 | 21 |
| Other Track 3 | 0 | 0 | 0 | 0 | 0 | 0 | 0 | 0 | 0 | 27 | 14 | 41 | 0 | 0 | 0 | 41 |
| Other Track 4 | 0 | 0 | 0 | 0 | 0 | 0 | 0 | 0 | 0 | 0 | 0 | 0 | 15 | 17 | 32 | 32 |
| Personal Injury | 0 | 0 | 0 | 0 | 0 | 204 | 206 | 56 | 466 | 0 | 0 | 0 | 0 | 0 | 0 | 466 |
| Prod Liability | 0 | 0 | 0 | 0 | 0 | 0 | 0 | 0 | 0 | 4 | 4 | 8 | 0 | 0 | 0 | 8 |
| Prof Malpractic | 0 | 0 | 0 | 0 | 0 | 0 | 0 | 0 | 0 | 27 | 16 | 43 | 0 | 0 | 0 | 43 |
| PIP Coverage | 0 | 3 | 0 | 0 | 3 | 0 | 0 | 0 | 0 | 0 | 0 | 0 | 0 | 0 | 0 | 3 |
| Real Property | 0 | 0 | 2 | 2 | 4 | 0 | 0 | 0 | 0 | 0 | 0 | 0 | 0 | 0 | 0 | 4 |
| Tort Other | 0 | 0 | 0 | 0 | 0 | 31 | 17 | 5 | 53 | 0 | 0 | 0 | 0 | 0 | 0 | 53 |
| Toxic Tort | 0 | 0 | 0 | 0 | 0 | 0 | 0 | 0 | 0 | 1 | 1 | 2 | 0 | 0 | 0 | 2 |
| UM/UIM Bod Inj | 0 | 0 | 0 | 0 | 0 | 20 | 7 | 3 | 30 | 0 | 0 | 0 | 0 | 0 | 0 | 30 |
| Total | 24 | 10 | 13 | 5 | 52 | 877 | 764 | 168 | 1,809 | 136 | 91 | 227 | 221 | 3,559 | 3,780 | 5,868 |

NOTE: Some Multicounty Litigation (MCL) cases were transferred in November 2014: Atlantic to Bergen = 8,935; Atlantic to Middlesex = 4,070.

**CIVIL RESOLUTION SUMMARY BY CASETYPE
JULY 2021 - JUNE 2022
BERGEN**

| | Trial | | | Summary | | | | | Total | Percent resolved by | | | | | | Monthly Resolutions |
|-----------------|-----------|-----------|-----------|------------|--------------|------------------|--------------|------------|---------------|---------------------|-----------|------------|-----------|------------|-----------|---------------------|
| | Jury | Nonjury | Total | Judgment | Settlement | Default Judgment | Dismiss | Other | | Trial | Sum Jud | Settle | Default J | Dismiss | Other | |
| Act on Neg Inst | 0 | 1 | 1 | 1 | 9 | 3 | 10 | 0 | 24 | 4% | 4% | 38% | 13% | 42% | 0% | |
| Asbestos | 0 | 0 | 0 | 0 | 0 | 0 | 0 | 0 | 0 | 0% | 0% | 0% | 0% | 0% | 0% | |
| Assault & Bat | 0 | 0 | 0 | 0 | 14 | 0 | 67 | 1 | 82 | 0% | 0% | 17% | 0% | 82% | 1% | |
| Auto - Pers Inj | 18 | 0 | 18 | 15 | 2,314 | 7 | 492 | 73 | 2,919 | 1% | 1% | 79% | 0% | 17% | 3% | |
| Auto - Property | 0 | 0 | 0 | 1 | 41 | 19 | 23 | 1 | 85 | 0% | 1% | 48% | 22% | 27% | 1% | |
| Book Account | 1 | 4 | 5 | 34 | 431 | 439 | 373 | 7 | 1,289 | 0% | 3% | 33% | 34% | 29% | 1% | |
| Civil Rights | 0 | 0 | 0 | 1 | 1 | 0 | 9 | 10 | 21 | 0% | 5% | 5% | 0% | 43% | 48% | |
| Complex Commer | 0 | 0 | 0 | 2 | 21 | 1 | 14 | 6 | 44 | 0% | 5% | 48% | 2% | 32% | 14% | |
| Condemnation | 0 | 0 | 0 | 0 | 1 | 0 | 7 | 1 | 9 | 0% | 0% | 11% | 0% | 78% | 11% | |
| Construction | 1 | 0 | 1 | 2 | 26 | 7 | 17 | 0 | 53 | 2% | 4% | 49% | 13% | 32% | 0% | |
| Contract/Commer | 0 | 6 | 6 | 37 | 543 | 195 | 454 | 37 | 1,272 | 0% | 3% | 43% | 15% | 36% | 3% | |
| Employment | 0 | 1 | 1 | 0 | 17 | 0 | 9 | 4 | 31 | 3% | 0% | 55% | 0% | 29% | 13% | |
| Lieu of P. Writ | 0 | 9 | 9 | 3 | 12 | 0 | 21 | 2 | 47 | 19% | 6% | 26% | 0% | 45% | 4% | |
| Medical Malprac | 1 | 0 | 1 | 4 | 57 | 0 | 41 | 3 | 106 | 1% | 4% | 54% | 0% | 39% | 3% | |
| Name Change | 0 | 0 | 0 | 0 | 0 | 0 | 23 | 294 | 317 | 0% | 0% | 0% | 0% | 7% | 93% | |
| Other Insurance | 0 | 0 | 0 | 4 | 25 | 2 | 21 | 3 | 55 | 0% | 7% | 45% | 4% | 38% | 5% | |
| Other MCL | 0 | 0 | 0 | 0 | 45 | 0 | 1,331 | 2 | 1,378 | 0% | 0% | 3% | 0% | 97% | 0% | |
| Other Track 1 | 0 | 0 | 0 | 6 | 153 | 41 | 224 | 10 | 434 | 0% | 1% | 35% | 9% | 52% | 2% | |
| Other Track 3 | 1 | 0 | 1 | 5 | 111 | 2 | 41 | 15 | 175 | 1% | 3% | 63% | 1% | 23% | 9% | |
| Other Track 4 | 0 | 0 | 0 | 0 | 22 | 3 | 11 | 0 | 36 | 0% | 0% | 61% | 8% | 31% | 0% | |
| Personal Injury | 3 | 0 | 3 | 39 | 692 | 2 | 255 | 52 | 1,043 | 0% | 4% | 66% | 0% | 24% | 5% | |
| Prod Liability | 0 | 0 | 0 | 1 | 57 | 0 | 11 | 2 | 71 | 0% | 1% | 80% | 0% | 15% | 3% | |
| Prof Malpractic | 0 | 0 | 0 | 3 | 35 | 0 | 19 | 3 | 60 | 0% | 5% | 58% | 0% | 32% | 5% | |
| PIP Coverage | 0 | 0 | 0 | 0 | 14 | 0 | 8 | 1 | 23 | 0% | 0% | 61% | 0% | 35% | 4% | |
| Real Property | 0 | 0 | 0 | 2 | 11 | 5 | 22 | 3 | 43 | 0% | 5% | 26% | 12% | 51% | 7% | |
| Tort Other | 0 | 1 | 1 | 10 | 109 | 14 | 94 | 12 | 240 | 0% | 4% | 45% | 6% | 39% | 5% | |
| Toxic Tort | 0 | 0 | 0 | 0 | 1 | 0 | 0 | 0 | 1 | 0% | 0% | 100% | 0% | 0% | 0% | |
| UM/UM Bod Inj | 0 | 1 | 1 | 1 | 122 | 1 | 17 | 0 | 142 | 1% | 1% | 86% | 1% | 12% | 0% | |
| Total | 25 | 23 | 48 | 171 | 4,884 | 741 | 3,614 | 542 | 10,000 | 0% | 2% | 49% | 7% | 36% | 5% | |

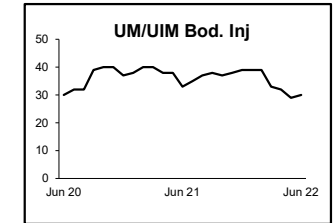
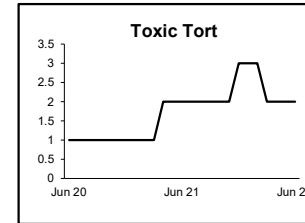
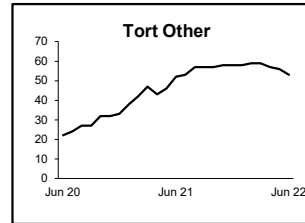
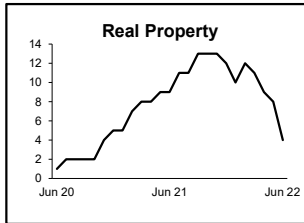
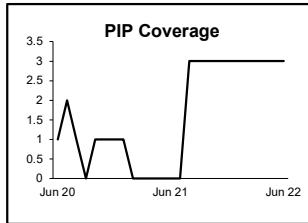
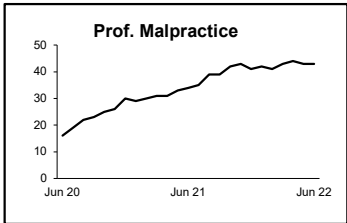
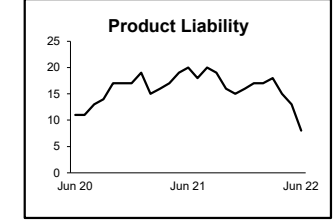
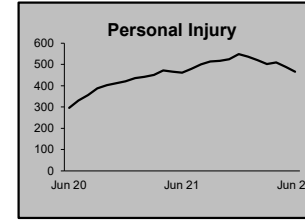
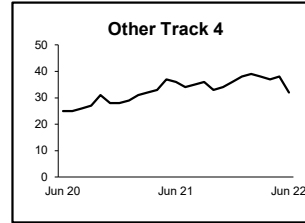
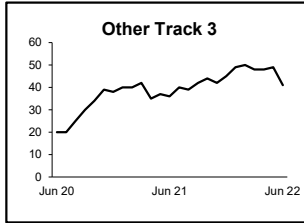
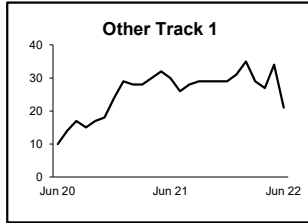
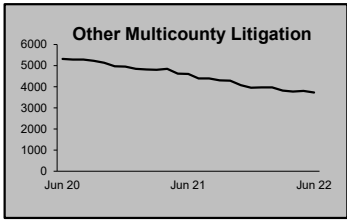
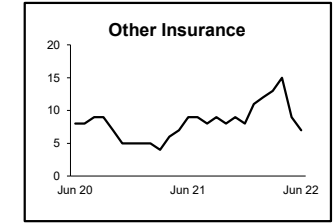
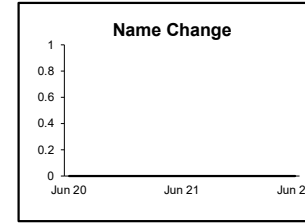
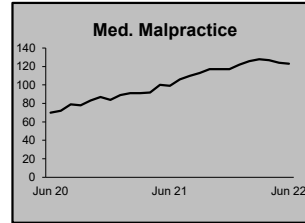
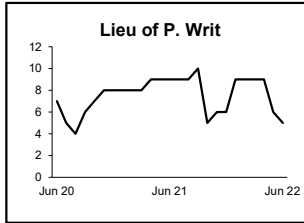
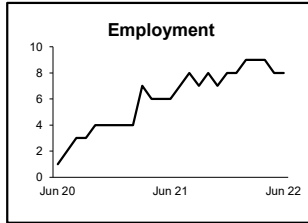
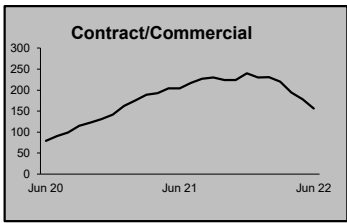
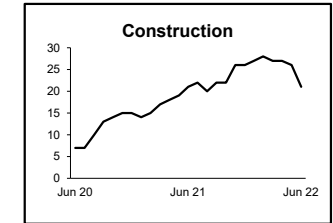
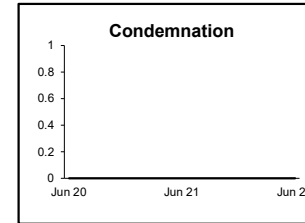
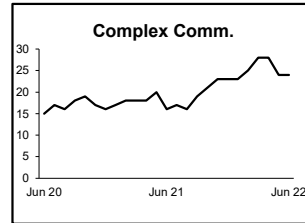
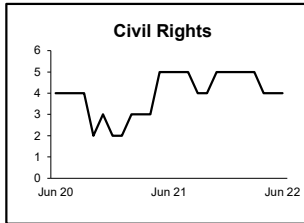
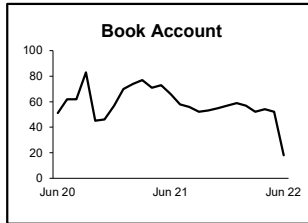
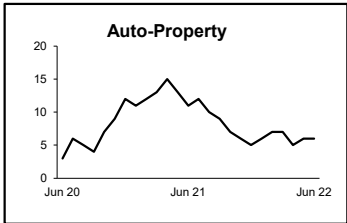
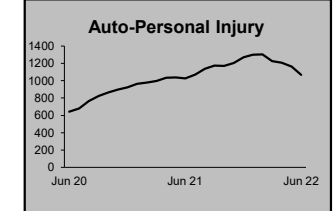
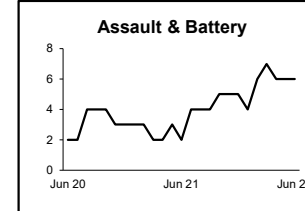
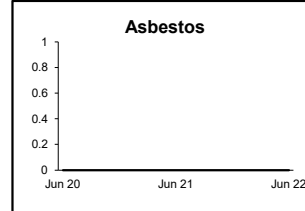
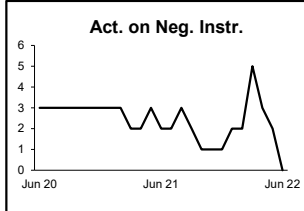
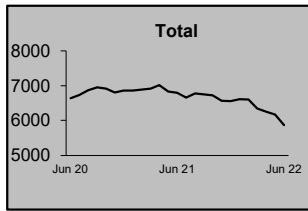
Monthly Resolutions



NOTE: Some Multicounty Litigation (MCL) cases were transferred in November 2014: Atlantic to Bergen = 8,935; Atlantic to Middlesex = 4,070.

**CIVIL BACKLOG BY CASETYPE
JUNE 2022
BERGEN**

| | Total | Backlog | % chg |
|--------|--------------|----------------|--------------|
| Jun 20 | | 6,638 | |
| Jun 21 | | 6,792 | 2% |
| Jun 22 | | 5,868 | -14% |



- 1) Casetypes with the state's largest backlogs are highlighted.
- 2) Some Multicounty Litigation (MCL) cases were transferred in November 2014: Atlantic to Bergen = 8,935; Atlantic to Middlesex = 4,070.

CIVIL CASELOAD SUMMARY BY CASETYPE
JULY 2021 - JUNE 2022
BURLINGTON

| | Filings | | | Resolutions | | | Clearance | | Backlog | | | Backlog Percent | | Backlog Per 100 Monthly Filings | | Active Pending | | |
|-----------------|----------------------|----------------------|----------------|----------------------|----------------------|----------------|---------------------|-------------|------------|------------|----------------|-----------------|------------|---------------------------------|------------|----------------|--------------|----------------|
| | Jul 2020 to Jun 2021 | Jul 2021 to Jun 2022 | percent change | Jul 2020 to Jun 2021 | Jul 2021 to Jun 2022 | percent change | Jul 2021 - Jun 2022 | | Jun 2021 | Jun 2022 | percent change | Jun 2021 | Jun 2022 | Jun 2021 | Jun 2022 | Jun 2021 | Jun 2022 | percent change |
| | number | percent | | | | | | | | | | | | | | | | |
| Act on Neg Inst | 28 | 4 | -86% | 35 | 9 | -74% | 5 | 225% | 1 | 0 | -100% | 14% | 0% | 43 | 0 | 7 | 2 | -71% |
| Asbestos | 0 | 0 | 0% | 0 | 0 | 0% | 0 | 100% | 0 | 0 | 0% | 0% | 0% | 0 | 0 | 0 | 0 | 0% |
| Assault & Bat | 8 | 22 | 175% | 8 | 21 | 163% | -1 | 95% | 4 | 6 | 50% | 29% | 32% | 600 | 327 | 14 | 19 | 36% |
| Auto - Pers Inj | 658 | 613 | -7% | 671 | 719 | 7% | 106 | 117% | 181 | 174 | -4% | 20% | 22% | 330 | 341 | 885 | 783 | -12% |
| Auto - Property | 37 | 26 | -30% | 30 | 34 | 13% | 8 | 131% | 2 | 2 | 0% | 7% | 11% | 65 | 92 | 29 | 19 | -34% |
| Book Account | 591 | 477 | -19% | 557 | 552 | -1% | 75 | 116% | 3 | 0 | -100% | 1% | 0% | 6 | 0 | 298 | 177 | -41% |
| Civil Rights | 26 | 20 | -23% | 26 | 17 | -35% | -3 | 85% | 1 | 1 | 0% | 11% | 8% | 46 | 60 | 9 | 13 | 44% |
| Complex Comm | 5 | 3 | -40% | 10 | 7 | -30% | 4 | 233% | 8 | 8 | 0% | 62% | 80% | 1,920 | 3,200 | 13 | 10 | -23% |
| Condemnation | 1 | 3 | 200% | 1 | 4 | 300% | 1 | 133% | 0 | 0 | 0% | 0% | 0% | 0 | 0 | 4 | 3 | -25% |
| Construction | 23 | 31 | 35% | 18 | 27 | 50% | -4 | 87% | 1 | 2 | 100% | 5% | 8% | 52 | 77 | 22 | 25 | 14% |
| Contract/Comm | 450 | 418 | -7% | 528 | 497 | -6% | 79 | 119% | 52 | 41 | -21% | 15% | 13% | 139 | 118 | 354 | 328 | -7% |
| Employment | 6 | 9 | 50% | 10 | 6 | -40% | -3 | 67% | 1 | 2 | 100% | 17% | 25% | 200 | 267 | 6 | 8 | 33% |
| Lieu of P. Writ | 20 | 28 | 40% | 22 | 15 | -32% | -13 | 54% | 0 | 0 | 0% | 0% | 0% | 0 | 0 | 8 | 22 | 175% |
| Medical Malprac | 57 | 50 | -12% | 41 | 50 | 22% | 0 | 100% | 30 | 34 | 13% | 27% | 29% | 632 | 816 | 110 | 117 | 6% |
| Name Change | 107 | 162 | 51% | 105 | 150 | 43% | -12 | 93% | 0 | 0 | 0% | 0% | 0% | 0 | 0 | 15 | 27 | 80% |
| Other Insurance | 21 | 9 | -57% | 12 | 14 | 17% | 5 | 156% | 0 | 0 | 0% | 0% | 0% | 0 | 0 | 9 | 3 | -67% |
| Other MCL | 0 | 1 | | 0 | 1 | | 0 | 100% | 0 | 0 | 0% | 0% | 0% | 0 | 0 | 0 | 0 | 0% |
| Other Track 1 | 173 | 191 | 10% | 137 | 183 | 34% | -8 | 96% | 3 | 1 | -67% | 4% | 1% | 21 | 6 | 84 | 67 | -20% |
| Other Track 3 | 124 | 118 | -5% | 119 | 115 | -3% | -3 | 97% | 18 | 20 | 11% | 13% | 14% | 174 | 203 | 144 | 148 | 3% |
| Other Track 4 | 15 | 19 | 27% | 6 | 19 | 217% | 0 | 100% | 5 | 6 | 20% | 19% | 20% | 400 | 379 | 26 | 30 | 15% |
| Personal Injury | 285 | 318 | 12% | 256 | 300 | 17% | -18 | 94% | 68 | 65 | -4% | 19% | 17% | 286 | 245 | 362 | 380 | 5% |
| Prod Liability | 7 | 6 | -14% | 13 | 6 | -54% | 0 | 100% | 3 | 4 | 33% | 23% | 29% | 514 | 800 | 13 | 14 | 8% |
| Prof Malpractic | 16 | 23 | 44% | 24 | 25 | 4% | 2 | 109% | 12 | 10 | -17% | 40% | 36% | 900 | 522 | 30 | 28 | -7% |
| PIP Coverage | 6 | 10 | 67% | 6 | 7 | 17% | -3 | 70% | 0 | 0 | 0% | 0% | 0% | 0 | 0 | 3 | 5 | 67% |
| Real Property | 17 | 18 | 6% | 9 | 19 | 111% | 1 | 106% | 0 | 0 | 0% | 0% | 0% | 0 | 0 | 9 | 5 | -44% |
| Tort Other | 82 | 73 | -11% | 82 | 69 | -16% | -4 | 95% | 10 | 15 | 50% | 14% | 21% | 146 | 247 | 71 | 73 | 3% |
| Toxic Tort | 1 | 0 | -100% | 0 | 0 | 0% | 0 | 100% | 0 | 0 | 0% | 0% | 0% | 0 | 0 | 1 | 1 | 0% |
| UM/UM Bod Inj | 48 | 44 | -8% | 49 | 59 | 20% | 15 | 134% | 17 | 9 | -47% | 26% | 17% | 425 | 245 | 66 | 52 | -21% |
| Total | 2,812 | 2,696 | -4% | 2,775 | 2,925 | 5% | 229 | 108% | 420 | 400 | -5% | 16% | 17% | 179 | 178 | 2,592 | 2,359 | -9% |

NOTE: Some Multicounty Litigation (MCL) cases were transferred in November 2014: Atlantic to Bergen = 8,935; Atlantic to Middlesex = 4,070.

CIVIL BACKLOG SUMMARY BY CASETYPE

June 2022

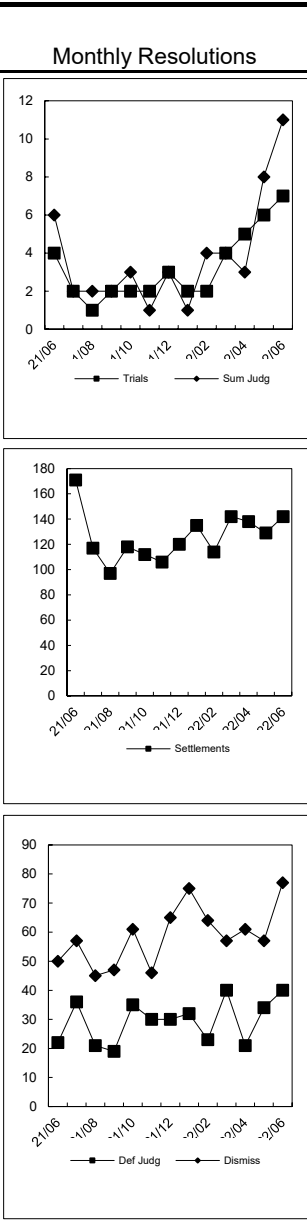
BURLINGTON

| | Cases in Backlog | | | | | | | | | | | | | | | |
|-----------------|-------------------------|-----------------|-----------------|----------------|---------------|-----------------|-----------------|----------------|---------------|-----------------|----------------|---------------|-----------------|----------------|---------------|---------------|
| | Track 1 | | | | | Track 2 | | | | Track 3 | | | Track 4 | | | Total Backlog |
| | 12 to 18 months | 18 to 24 months | 24 to 36 months | over 36 months | Total Track 1 | 18 to 24 months | 24 to 36 months | over 36 months | Total Track 2 | 24 to 36 months | over 36 months | Total Track 3 | 24 to 36 months | over 36 months | Total Track 4 | |
| Act on Neg Inst | 0 | 0 | 0 | 0 | 0 | 0 | 0 | 0 | 0 | 0 | 0 | 0 | 0 | 0 | 0 | 0 |
| Asbestos | 0 | 0 | 0 | 0 | 0 | 0 | 0 | 0 | 0 | 0 | 0 | 0 | 0 | 0 | 0 | 0 |
| Assault & Bat | 0 | 0 | 0 | 0 | 0 | 0 | 0 | 0 | 0 | 5 | 1 | 6 | 0 | 0 | 0 | 6 |
| Auto - Pers Inj | 0 | 0 | 0 | 0 | 0 | 86 | 71 | 17 | 174 | 0 | 0 | 0 | 0 | 0 | 0 | 174 |
| Auto - Property | 0 | 0 | 0 | 0 | 0 | 0 | 2 | 0 | 2 | 0 | 0 | 0 | 0 | 0 | 0 | 2 |
| Book Account | 0 | 0 | 0 | 0 | 0 | 0 | 0 | 0 | 0 | 0 | 0 | 0 | 0 | 0 | 0 | 0 |
| Civil Rights | 0 | 0 | 0 | 0 | 0 | 0 | 0 | 0 | 0 | 1 | 0 | 1 | 0 | 0 | 0 | 1 |
| Complex Comm | 0 | 0 | 0 | 0 | 0 | 0 | 0 | 0 | 0 | 0 | 0 | 0 | 4 | 4 | 8 | 8 |
| Condemnation | 0 | 0 | 0 | 0 | 0 | 0 | 0 | 0 | 0 | 0 | 0 | 0 | 0 | 0 | 0 | 0 |
| Construction | 0 | 0 | 0 | 0 | 0 | 0 | 1 | 1 | 2 | 0 | 0 | 0 | 0 | 0 | 0 | 2 |
| Contract/Comm | 0 | 0 | 0 | 0 | 0 | 21 | 17 | 3 | 41 | 0 | 0 | 0 | 0 | 0 | 0 | 41 |
| Employment | 0 | 0 | 0 | 0 | 0 | 1 | 1 | 0 | 2 | 0 | 0 | 0 | 0 | 0 | 0 | 2 |
| Lieu of P. Writ | 0 | 0 | 0 | 0 | 0 | 0 | 0 | 0 | 0 | 0 | 0 | 0 | 0 | 0 | 0 | 0 |
| Medical Malprac | 0 | 0 | 0 | 0 | 0 | 0 | 0 | 0 | 0 | 23 | 11 | 34 | 0 | 0 | 0 | 34 |
| Name Change | 0 | 0 | 0 | 0 | 0 | 0 | 0 | 0 | 0 | 0 | 0 | 0 | 0 | 0 | 0 | 0 |
| Other Insurance | 0 | 0 | 0 | 0 | 0 | 0 | 0 | 0 | 0 | 0 | 0 | 0 | 0 | 0 | 0 | 0 |
| Other MCL | 0 | 0 | 0 | 0 | 0 | 0 | 0 | 0 | 0 | 0 | 0 | 0 | 0 | 0 | 0 | 0 |
| Other Track 1 | 0 | 0 | 0 | 0 | 0 | 1 | 0 | 0 | 1 | 0 | 0 | 0 | 0 | 0 | 0 | 1 |
| Other Track 3 | 0 | 0 | 0 | 0 | 0 | 0 | 0 | 0 | 0 | 11 | 9 | 20 | 0 | 0 | 0 | 20 |
| Other Track 4 | 0 | 0 | 0 | 0 | 0 | 0 | 0 | 0 | 0 | 0 | 0 | 0 | 5 | 1 | 6 | 6 |
| Personal Injury | 0 | 0 | 0 | 0 | 0 | 36 | 19 | 10 | 65 | 0 | 0 | 0 | 0 | 0 | 0 | 65 |
| Prod Liability | 0 | 0 | 0 | 0 | 0 | 0 | 0 | 0 | 0 | 1 | 3 | 4 | 0 | 0 | 0 | 4 |
| Prof Malpractic | 0 | 0 | 0 | 0 | 0 | 0 | 0 | 0 | 0 | 5 | 5 | 10 | 0 | 0 | 0 | 10 |
| PIP Coverage | 0 | 0 | 0 | 0 | 0 | 0 | 0 | 0 | 0 | 0 | 0 | 0 | 0 | 0 | 0 | 0 |
| Real Property | 0 | 0 | 0 | 0 | 0 | 0 | 0 | 0 | 0 | 0 | 0 | 0 | 0 | 0 | 0 | 0 |
| Tort Other | 0 | 0 | 0 | 0 | 0 | 11 | 4 | 0 | 15 | 0 | 0 | 0 | 0 | 0 | 0 | 15 |
| Toxic Tort | 0 | 0 | 0 | 0 | 0 | 0 | 0 | 0 | 0 | 0 | 0 | 0 | 0 | 0 | 0 | 0 |
| UM/UIM Bod Inj | 0 | 0 | 0 | 0 | 0 | 5 | 3 | 1 | 9 | 0 | 0 | 0 | 0 | 0 | 0 | 9 |
| Total | 0 | 0 | 0 | 0 | 0 | 161 | 118 | 32 | 311 | 46 | 29 | 75 | 9 | 5 | 14 | 400 |

NOTE: Some Multicounty Litigation (MCL) cases were transferred in November 2014: Atlantic to Bergen = 8,935; Atlantic to Middlesex = 4,070.

CIVIL RESOLUTION SUMMARY BY CASETYPE
JULY 2021 - JUNE 2022
BURLINGTON

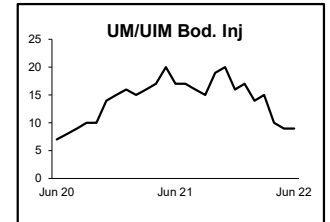
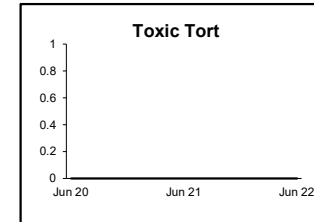
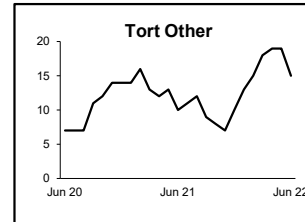
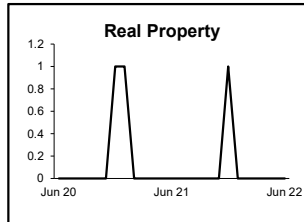
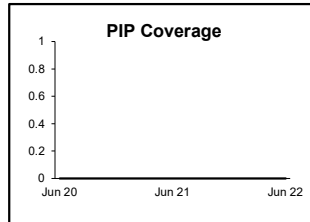
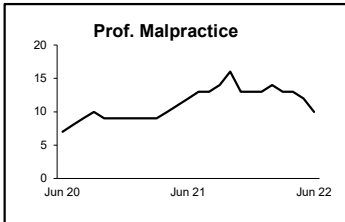
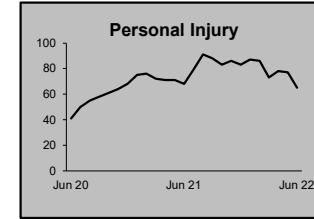
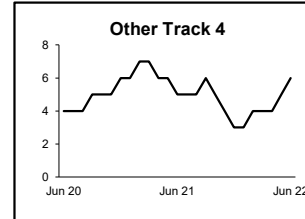
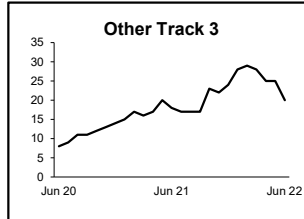
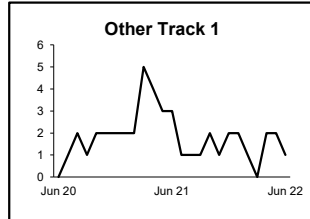
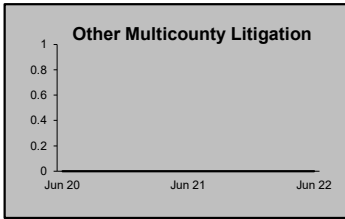
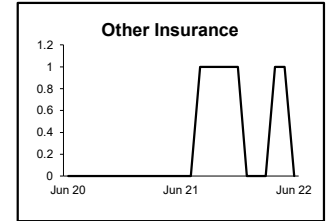
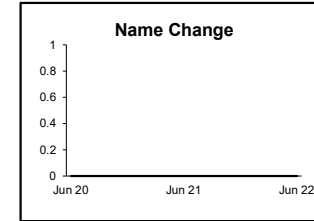
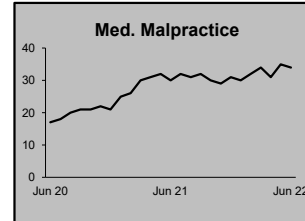
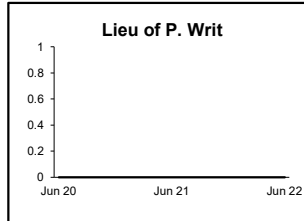
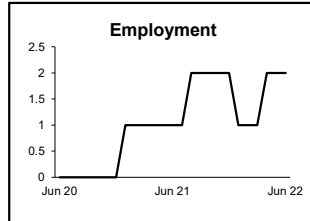
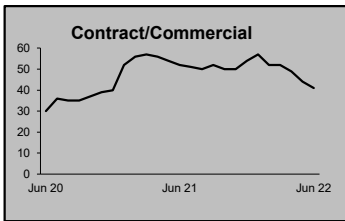
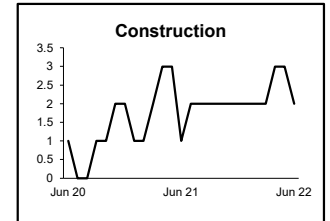
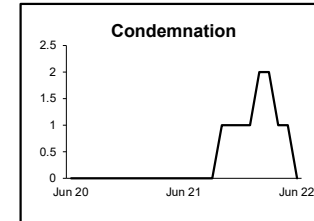
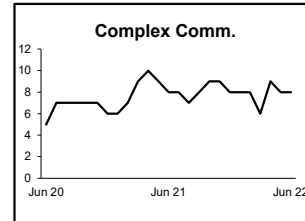
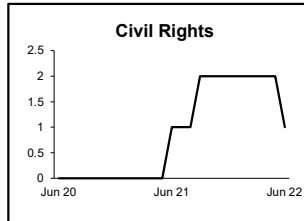
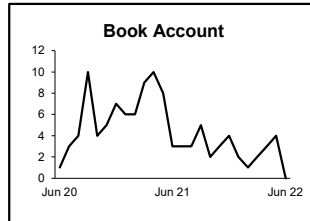
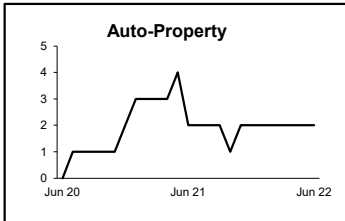
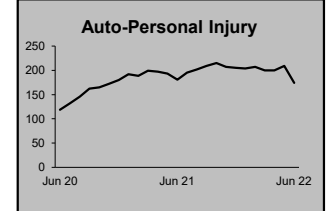
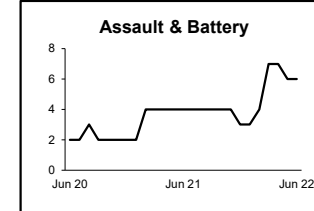
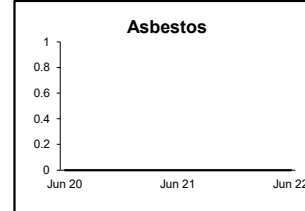
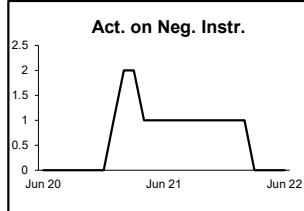
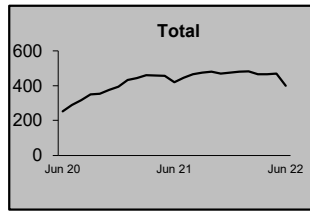
| | Trial | | | Summary | | | | | Total | Percent resolved by | | | | | | Monthly Resolutions |
|-----------------|-----------|----------|-----------|-----------|--------------|------------------|------------|------------|--------------|---------------------|-----------|------------|------------|------------|------------|---------------------|
| | Jury | Nonjury | Total | Judgment | Settlement | Default Judgment | Dismiss | Other | | Trial | Sum Jud | Settle | Default J | Dismiss | Other | |
| Act on Neg Inst | 0 | 0 | 0 | 1 | 5 | 1 | 2 | 0 | 9 | 0% | 11% | 56% | 11% | 22% | 0% | |
| Asbestos | 0 | 0 | 0 | 0 | 0 | 0 | 0 | 0 | 0 | 0% | 0% | 0% | 0% | 0% | 0% | |
| Assault & Bat | 0 | 1 | 1 | 0 | 3 | 0 | 16 | 1 | 21 | 5% | 0% | 14% | 0% | 76% | 5% | |
| Auto - Pers Inj | 18 | 0 | 18 | 3 | 547 | 3 | 125 | 23 | 719 | 3% | 0% | 76% | 0% | 17% | 3% | |
| Auto - Property | 0 | 0 | 0 | 0 | 14 | 13 | 6 | 1 | 34 | 0% | 0% | 41% | 38% | 18% | 3% | |
| Book Account | 0 | 0 | 0 | 21 | 147 | 219 | 162 | 3 | 552 | 0% | 4% | 27% | 40% | 29% | 1% | |
| Civil Rights | 0 | 0 | 0 | 0 | 5 | 0 | 8 | 4 | 17 | 0% | 0% | 29% | 0% | 47% | 24% | |
| Complex Commer | 1 | 0 | 1 | 0 | 4 | 0 | 2 | 0 | 7 | 14% | 0% | 57% | 0% | 29% | 0% | |
| Condemnation | 1 | 0 | 1 | 0 | 1 | 0 | 1 | 1 | 4 | 25% | 0% | 25% | 0% | 25% | 25% | |
| Construction | 0 | 0 | 0 | 0 | 12 | 5 | 9 | 1 | 27 | 0% | 0% | 44% | 19% | 33% | 4% | |
| Contract/Commer | 2 | 2 | 4 | 12 | 215 | 95 | 156 | 15 | 497 | 1% | 2% | 43% | 19% | 31% | 3% | |
| Employment | 0 | 0 | 0 | 0 | 3 | 0 | 2 | 1 | 6 | 0% | 0% | 50% | 0% | 33% | 17% | |
| Lieu of P. Writ | 0 | 0 | 0 | 1 | 8 | 0 | 6 | 0 | 15 | 0% | 7% | 53% | 0% | 40% | 0% | |
| Medical Malprac | 3 | 0 | 3 | 0 | 29 | 0 | 17 | 1 | 50 | 6% | 0% | 58% | 0% | 34% | 2% | |
| Name Change | 0 | 0 | 0 | 0 | 0 | 0 | 3 | 147 | 150 | 0% | 0% | 0% | 0% | 2% | 98% | |
| Other Insurance | 0 | 0 | 0 | 0 | 6 | 0 | 6 | 2 | 14 | 0% | 0% | 43% | 0% | 43% | 14% | |
| Other MCL | 0 | 0 | 0 | 0 | 0 | 0 | 0 | 1 | 1 | 0% | 0% | 0% | 0% | 0% | 100% | |
| Other Track 1 | 0 | 0 | 0 | 0 | 78 | 10 | 49 | 46 | 183 | 0% | 0% | 43% | 5% | 27% | 25% | |
| Other Track 3 | 1 | 0 | 1 | 2 | 79 | 0 | 18 | 15 | 115 | 1% | 2% | 69% | 0% | 16% | 13% | |
| Other Track 4 | 0 | 0 | 0 | 1 | 8 | 7 | 3 | 0 | 19 | 0% | 5% | 42% | 37% | 16% | 0% | |
| Personal Injury | 5 | 0 | 5 | 1 | 192 | 2 | 80 | 20 | 300 | 2% | 0% | 64% | 1% | 27% | 7% | |
| Prod Liability | 0 | 0 | 0 | 0 | 4 | 0 | 1 | 1 | 6 | 0% | 0% | 67% | 0% | 17% | 17% | |
| Prof Malpractic | 0 | 0 | 0 | 0 | 13 | 0 | 6 | 6 | 25 | 0% | 0% | 52% | 0% | 24% | 24% | |
| PIP Coverage | 0 | 0 | 0 | 0 | 6 | 0 | 1 | 0 | 7 | 0% | 0% | 86% | 0% | 14% | 0% | |
| Real Property | 0 | 0 | 0 | 1 | 6 | 1 | 7 | 4 | 19 | 0% | 5% | 32% | 5% | 37% | 21% | |
| Tort Other | 0 | 0 | 0 | 1 | 38 | 5 | 18 | 7 | 69 | 0% | 1% | 55% | 7% | 26% | 10% | |
| Toxic Tort | 0 | 0 | 0 | 0 | 0 | 0 | 0 | 0 | 0 | 0% | 0% | 0% | 0% | 0% | 0% | |
| UM/UM Bod Inj | 4 | 0 | 4 | 0 | 47 | 0 | 8 | 0 | 59 | 7% | 0% | 80% | 0% | 14% | 0% | |
| Total | 35 | 3 | 38 | 44 | 1,470 | 361 | 712 | 300 | 2,925 | 1% | 2% | 50% | 12% | 24% | 10% | |



NOTE: Some Multicounty Litigation (MCL) cases were transferred in November 2014: Atlantic to Bergen = 8,935; Atlantic to Middlesex = 4,070.

**CIVIL BACKLOG BY CASETYPE
JUNE 2022
BURLINGTON**

| | Total | Backlog | % chg |
|--------|--------------|----------------|--------------|
| Jun 20 | | 253 | |
| Jun 21 | | 420 | 66% |
| Jun 22 | | 400 | -5% |



- 1) Casetypes with the state's largest backlogs are highlighted.
- 2) Some Multicounty Litigation (MCL) cases were transferred in November 2014: Atlantic to Bergen = 8,935; Atlantic to Middlesex = 4,070.

CIVIL CASELOAD SUMMARY BY CASETYPE
JULY 2021 - JUNE 2022
CAMDEN

| | Filings | | | Resolutions | | | Clearance | | Backlog | | | Backlog Percent | | Backlog Per 100 Monthly Filings | | Active Pending | | |
|-----------------|----------------------|----------------------|----------------|----------------------|----------------------|----------------|---------------------|-------------|------------|------------|----------------|-----------------|------------|---------------------------------|------------|----------------|--------------|----------------|
| | Jul 2020 to Jun 2021 | Jul 2021 to Jun 2022 | percent change | Jul 2020 to Jun 2021 | Jul 2021 to Jun 2022 | percent change | Jul 2021 - Jun 2022 | | Jun 2021 | Jun 2022 | percent change | Jun 2021 | Jun 2022 | Jun 2021 | Jun 2022 | Jun 2021 | Jun 2022 | percent change |
| | | | | | | | number | percent | | | | | | | | | | |
| Act on Neg Inst | 7 | 2 | -71% | 9 | 3 | -67% | 1 | 150% | 1 | 0 | -100% | 33% | 0% | 171 | 0 | 3 | 1 | -67% |
| Asbestos | 0 | 0 | 0% | 0 | 0 | 0% | 0 | 100% | 0 | 0 | 0% | 0% | 0% | 0 | 0 | 0 | 0 | 0% |
| Assault & Bat | 27 | 46 | 70% | 7 | 14 | 100% | -32 | 30% | 4 | 9 | 125% | 12% | 13% | 178 | 235 | 33 | 68 | 106% |
| Auto - Pers Inj | 1,441 | 1,247 | -13% | 1,522 | 1,536 | 1% | 289 | 123% | 394 | 315 | -20% | 22% | 21% | 328 | 303 | 1,803 | 1,507 | -16% |
| Auto - Property | 64 | 73 | 14% | 48 | 81 | 69% | 8 | 111% | 4 | 4 | 0% | 6% | 7% | 75 | 66 | 62 | 54 | -13% |
| Book Account | 447 | 379 | -15% | 444 | 443 | 0% | 64 | 117% | 17 | 12 | -29% | 7% | 7% | 46 | 38 | 227 | 163 | -28% |
| Civil Rights | 32 | 76 | 138% | 17 | 33 | 94% | -43 | 43% | 4 | 5 | 25% | 13% | 7% | 150 | 79 | 30 | 74 | 147% |
| Complex Comm | 16 | 9 | -44% | 17 | 13 | -24% | 4 | 144% | 5 | 6 | 20% | 25% | 33% | 375 | 800 | 20 | 18 | -10% |
| Condemnation | 23 | 9 | -61% | 67 | 11 | -84% | 2 | 122% | 1 | 1 | 0% | 9% | 11% | 52 | 133 | 11 | 9 | -18% |
| Construction | 8 | 11 | 38% | 11 | 9 | -18% | -2 | 82% | 6 | 8 | 33% | 46% | 57% | 900 | 873 | 13 | 14 | 8% |
| Contract/Comm | 460 | 459 | 0% | 515 | 426 | -17% | -33 | 93% | 46 | 31 | -33% | 14% | 9% | 120 | 81 | 325 | 363 | 12% |
| Employment | 15 | 18 | 20% | 14 | 14 | 0% | -4 | 78% | 2 | 1 | -50% | 14% | 6% | 160 | 67 | 14 | 17 | 21% |
| Lieu of P. Writ | 17 | 9 | -47% | 13 | 18 | 38% | 9 | 200% | 3 | 2 | -33% | 20% | 33% | 212 | 267 | 15 | 6 | -60% |
| Medical Malprac | 109 | 87 | -20% | 72 | 93 | 29% | 6 | 107% | 101 | 105 | 4% | 40% | 42% | 1,112 | 1,448 | 253 | 249 | -2% |
| Name Change | 151 | 166 | 10% | 134 | 163 | 22% | -3 | 98% | 0 | 0 | 0% | 0% | 0% | 0 | 0 | 28 | 31 | 11% |
| Other Insurance | 33 | 28 | -15% | 45 | 23 | -49% | -5 | 82% | 7 | 7 | 0% | 29% | 27% | 255 | 300 | 24 | 26 | 8% |
| Other MCL | 0 | 1 | | 0 | 1 | | 0 | 100% | 0 | 0 | 0% | 0% | 0% | 0 | 0 | 0 | 0 | 0% |
| Other Track 1 | 318 | 277 | -13% | 326 | 283 | -13% | 6 | 102% | 26 | 34 | 31% | 17% | 23% | 98 | 147 | 155 | 145 | -6% |
| Other Track 3 | 155 | 119 | -23% | 145 | 165 | 14% | 46 | 139% | 31 | 34 | 10% | 15% | 20% | 240 | 343 | 213 | 170 | -20% |
| Other Track 4 | 15 | 8 | -47% | 15 | 10 | -33% | 2 | 125% | 10 | 12 | 20% | 42% | 57% | 800 | 1,800 | 24 | 21 | -13% |
| Personal Injury | 596 | 659 | 11% | 620 | 683 | 10% | 24 | 104% | 202 | 156 | -23% | 24% | 19% | 407 | 284 | 847 | 825 | -3% |
| Prod Liability | 15 | 22 | 47% | 16 | 26 | 63% | 4 | 118% | 7 | 7 | 0% | 25% | 26% | 560 | 382 | 28 | 27 | -4% |
| Prof Malpractic | 41 | 33 | -20% | 50 | 59 | 18% | 26 | 179% | 22 | 15 | -32% | 26% | 23% | 644 | 545 | 85 | 64 | -25% |
| PIP Coverage | 18 | 18 | 0% | 14 | 20 | 43% | 2 | 111% | 4 | 2 | -50% | 33% | 25% | 267 | 133 | 12 | 8 | -33% |
| Real Property | 23 | 25 | 9% | 18 | 20 | 11% | -5 | 80% | 4 | 3 | -25% | 25% | 17% | 209 | 144 | 16 | 18 | 13% |
| Tort Other | 110 | 112 | 2% | 98 | 102 | 4% | -10 | 91% | 18 | 27 | 50% | 16% | 23% | 196 | 289 | 112 | 115 | 3% |
| Toxic Tort | 0 | 1 | | 0 | 2 | | 1 | 200% | 2 | 1 | -50% | 100% | 100% | 1,200 | | 2 | 1 | -50% |
| UM/UIM Bod Inj | 130 | 125 | -4% | 163 | 161 | -1% | 36 | 129% | 46 | 34 | -26% | 27% | 25% | 425 | 326 | 170 | 136 | -20% |
| Total | 4,271 | 4,019 | -6% | 4,400 | 4,412 | 0% | 393 | 110% | 967 | 831 | -14% | 21% | 20% | 272 | 248 | 4,525 | 4,130 | -9% |

NOTE: Some Multicounty Litigation (MCL) cases were transferred in November 2014: Atlantic to Bergen = 8,935; Atlantic to Middlesex = 4,070.

CIVIL BACKLOG SUMMARY BY CASETYPE

June 2022

CAMDEN

| | Cases in Backlog | | | | | | | | | | | | | | | |
|-----------------|-------------------------|-----------------|-----------------|----------------|---------------|-----------------|-----------------|----------------|---------------|-----------------|----------------|---------------|-----------------|----------------|---------------|---------------|
| | Track 1 | | | | | Track 2 | | | | Track 3 | | | Track 4 | | | Total Backlog |
| | 12 to 18 months | 18 to 24 months | 24 to 36 months | over 36 months | Total Track 1 | 18 to 24 months | 24 to 36 months | over 36 months | Total Track 2 | 24 to 36 months | over 36 months | Total Track 3 | 24 to 36 months | over 36 months | Total Track 4 | |
| Act on Neg Inst | 0 | 0 | 0 | 0 | 0 | 0 | 0 | 0 | 0 | 0 | 0 | 0 | 0 | 0 | 0 | 0 |
| Asbestos | 0 | 0 | 0 | 0 | 0 | 0 | 0 | 0 | 0 | 0 | 0 | 0 | 0 | 0 | 0 | 0 |
| Assault & Bat | 0 | 0 | 0 | 0 | 0 | 0 | 0 | 0 | 0 | 8 | 1 | 9 | 0 | 0 | 0 | 0 |
| Auto - Pers Inj | 0 | 0 | 0 | 0 | 0 | 160 | 114 | 41 | 315 | 0 | 0 | 0 | 0 | 0 | 0 | 0 |
| Auto - Property | 0 | 0 | 0 | 0 | 0 | 2 | 2 | 0 | 4 | 0 | 0 | 0 | 0 | 0 | 0 | 0 |
| Book Account | 9 | 1 | 2 | 0 | 12 | 0 | 0 | 0 | 0 | 0 | 0 | 0 | 0 | 0 | 0 | 0 |
| Civil Rights | 0 | 0 | 0 | 0 | 0 | 0 | 0 | 0 | 0 | 3 | 2 | 5 | 0 | 0 | 0 | 0 |
| Complex Comm | 0 | 0 | 0 | 0 | 0 | 0 | 0 | 0 | 0 | 0 | 0 | 0 | 2 | 4 | 6 | 6 |
| Condemnation | 0 | 0 | 0 | 0 | 0 | 0 | 0 | 0 | 0 | 1 | 0 | 1 | 0 | 0 | 0 | 0 |
| Construction | 0 | 0 | 0 | 0 | 0 | 2 | 4 | 1 | 7 | 0 | 0 | 0 | 1 | 0 | 1 | 8 |
| Contract/Comm | 0 | 0 | 0 | 0 | 0 | 16 | 8 | 7 | 31 | 0 | 0 | 0 | 0 | 0 | 0 | 31 |
| Employment | 0 | 0 | 0 | 0 | 0 | 1 | 0 | 0 | 1 | 0 | 0 | 0 | 0 | 0 | 0 | 1 |
| Lieu of P. Writ | 0 | 0 | 0 | 0 | 0 | 0 | 0 | 0 | 0 | 0 | 0 | 0 | 0 | 2 | 2 | 2 |
| Medical Malprac | 0 | 0 | 0 | 0 | 0 | 0 | 0 | 0 | 0 | 39 | 66 | 105 | 0 | 0 | 0 | 105 |
| Name Change | 0 | 0 | 0 | 0 | 0 | 0 | 0 | 0 | 0 | 0 | 0 | 0 | 0 | 0 | 0 | 0 |
| Other Insurance | 2 | 1 | 4 | 0 | 7 | 0 | 0 | 0 | 0 | 0 | 0 | 0 | 0 | 0 | 0 | 7 |
| Other MCL | 0 | 0 | 0 | 0 | 0 | 0 | 0 | 0 | 0 | 0 | 0 | 0 | 0 | 0 | 0 | 0 |
| Other Track 1 | 9 | 6 | 10 | 1 | 26 | 1 | 1 | 1 | 3 | 4 | 0 | 4 | 0 | 1 | 1 | 34 |
| Other Track 3 | 0 | 0 | 0 | 0 | 0 | 0 | 0 | 0 | 0 | 20 | 14 | 34 | 0 | 0 | 0 | 34 |
| Other Track 4 | 0 | 0 | 0 | 0 | 0 | 0 | 0 | 0 | 0 | 0 | 0 | 0 | 4 | 8 | 12 | 12 |
| Personal Injury | 0 | 0 | 0 | 0 | 0 | 76 | 56 | 22 | 154 | 2 | 0 | 2 | 0 | 0 | 0 | 156 |
| Prod Liability | 0 | 0 | 0 | 0 | 0 | 0 | 0 | 0 | 0 | 5 | 2 | 7 | 0 | 0 | 0 | 7 |
| Prof Malpractic | 0 | 0 | 0 | 0 | 0 | 0 | 0 | 0 | 0 | 8 | 7 | 15 | 0 | 0 | 0 | 15 |
| PIP Coverage | 2 | 0 | 0 | 0 | 2 | 0 | 0 | 0 | 0 | 0 | 0 | 0 | 0 | 0 | 0 | 2 |
| Real Property | 3 | 0 | 0 | 0 | 3 | 0 | 0 | 0 | 0 | 0 | 0 | 0 | 0 | 0 | 0 | 3 |
| Tort Other | 0 | 0 | 0 | 0 | 0 | 15 | 9 | 3 | 27 | 0 | 0 | 0 | 0 | 0 | 0 | 27 |
| Toxic Tort | 0 | 0 | 0 | 0 | 0 | 0 | 0 | 0 | 0 | 0 | 1 | 1 | 0 | 0 | 0 | 1 |
| UM/UIM Bod Inj | 0 | 0 | 0 | 0 | 0 | 21 | 8 | 5 | 34 | 0 | 0 | 0 | 0 | 0 | 0 | 34 |
| Total | 25 | 8 | 16 | 1 | 50 | 294 | 202 | 80 | 576 | 90 | 93 | 183 | 7 | 15 | 22 | 831 |

NOTE: Some Multicounty Litigation (MCL) cases were transferred in November 2014: Atlantic to Bergen = 8,935; Atlantic to Middlesex = 4,070.

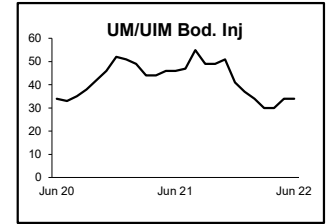
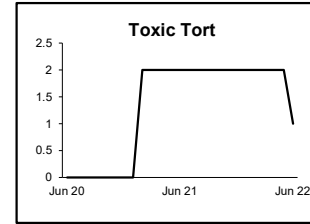
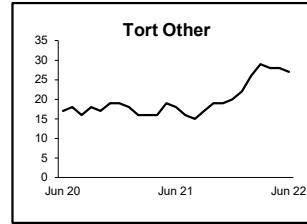
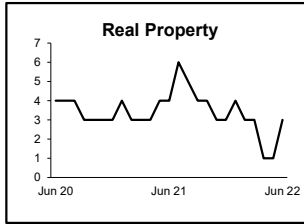
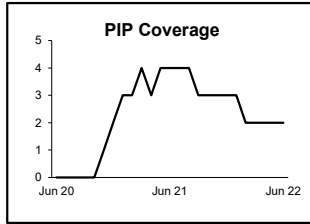
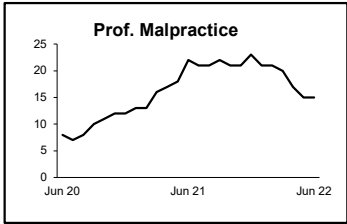
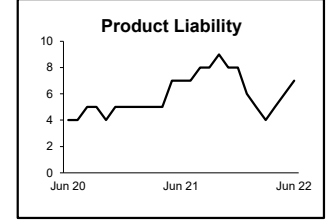
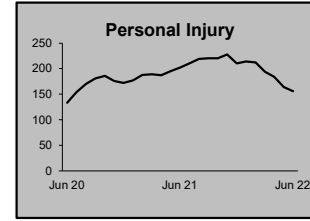
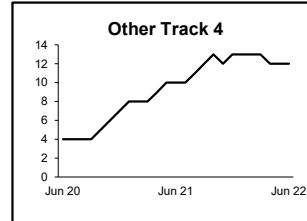
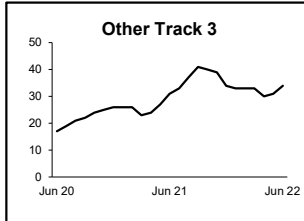
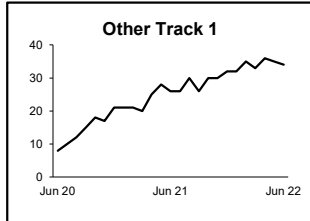
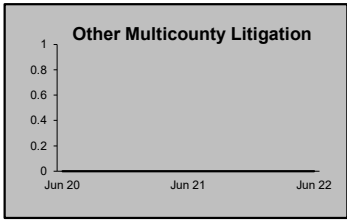
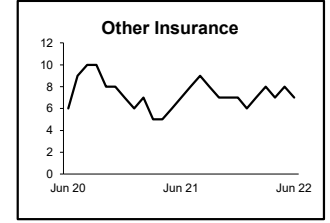
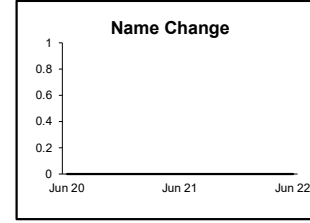
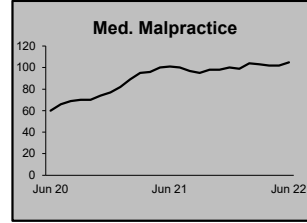
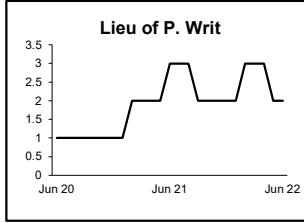
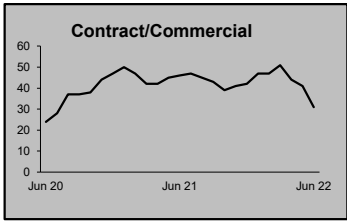
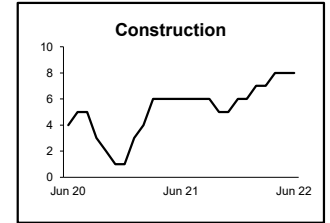
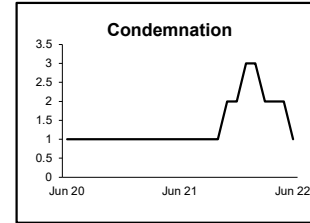
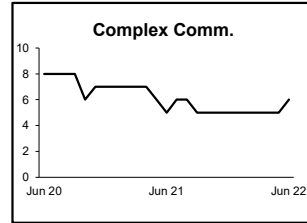
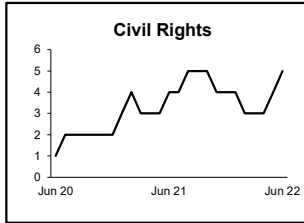
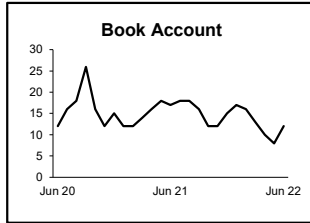
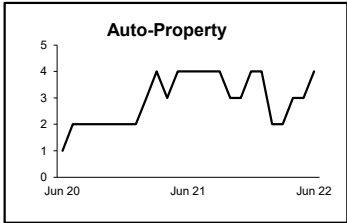
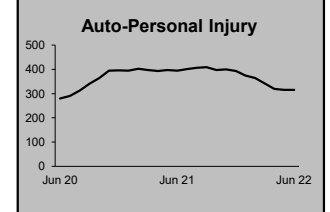
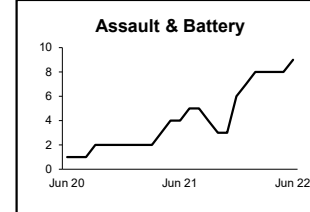
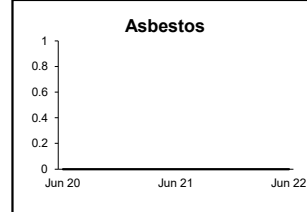
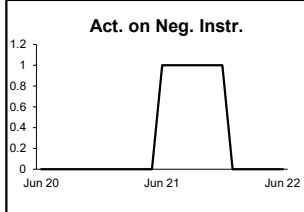
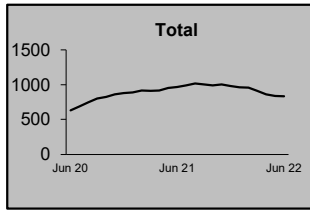
CIVIL RESOLUTION SUMMARY BY CASETYPE
JULY 2021 - JUNE 2022
CAMDEN

| | Trial | | | Summary | | | | | Total | Percent resolved by | | | | | | Monthly Resolutions |
|-----------------|-----------|-----------|-----------|-----------|--------------|------------------|--------------|------------|--------------|---------------------|-----------|------------|-----------|------------|------------|---|
| | Jury | Nonjury | Total | Judgment | Settlement | Default Judgment | Dismiss | Other | | Trial | Sum Jud | Settle | Default J | Dismiss | Other | |
| Act on Neg Inst | 0 | 0 | 0 | 0 | 0 | 2 | 1 | 0 | 3 | 0% | 0% | 0% | 67% | 33% | 0% | <p>The 'Monthly Resolutions' section contains three line charts. The top chart, 'Trials', shows monthly trial counts from 2006 to 2022, with a peak in early 2022. The middle chart, 'Settlements', shows monthly settlement counts, fluctuating between 60 and 120. The bottom chart, 'Def Judg/Dismiss', shows monthly counts for default judgments and dismissals, generally staying below 50.</p> |
| Asbestos | 0 | 0 | 0 | 0 | 0 | 0 | 0 | 0 | 0 | 0% | 0% | 0% | 0% | 0% | 0% | |
| Assault & Bat | 0 | 0 | 0 | 0 | 2 | 1 | 9 | 2 | 14 | 0% | 0% | 14% | 7% | 64% | 14% | |
| Auto - Pers Inj | 27 | 0 | 27 | 0 | 488 | 11 | 962 | 48 | 1,536 | 2% | 0% | 32% | 1% | 63% | 3% | |
| Auto - Property | 0 | 0 | 0 | 0 | 14 | 28 | 39 | 0 | 81 | 0% | 0% | 17% | 35% | 48% | 0% | |
| Book Account | 0 | 3 | 3 | 9 | 65 | 177 | 189 | 0 | 443 | 1% | 2% | 15% | 40% | 43% | 0% | |
| Civil Rights | 0 | 0 | 0 | 0 | 5 | 0 | 22 | 6 | 33 | 0% | 0% | 15% | 0% | 67% | 18% | |
| Complex Commer | 0 | 0 | 0 | 0 | 3 | 0 | 8 | 2 | 13 | 0% | 0% | 23% | 0% | 62% | 15% | |
| Condemnation | 0 | 0 | 0 | 0 | 3 | 0 | 2 | 6 | 11 | 0% | 0% | 27% | 0% | 18% | 55% | |
| Construction | 0 | 0 | 0 | 0 | 1 | 3 | 4 | 1 | 9 | 0% | 0% | 11% | 33% | 44% | 11% | |
| Contract/Commer | 3 | 3 | 6 | 10 | 81 | 96 | 213 | 20 | 426 | 1% | 2% | 19% | 23% | 50% | 5% | |
| Employment | 0 | 0 | 0 | 0 | 5 | 0 | 7 | 2 | 14 | 0% | 0% | 36% | 0% | 50% | 14% | |
| Lieu of P. Writ | 0 | 2 | 2 | 2 | 1 | 0 | 10 | 3 | 18 | 11% | 11% | 6% | 0% | 56% | 17% | |
| Medical Malprac | 0 | 0 | 0 | 0 | 34 | 0 | 52 | 7 | 93 | 0% | 0% | 37% | 0% | 56% | 8% | |
| Name Change | 0 | 0 | 0 | 0 | 0 | 0 | 11 | 152 | 163 | 0% | 0% | 0% | 0% | 7% | 93% | |
| Other Insurance | 0 | 0 | 0 | 0 | 6 | 1 | 11 | 5 | 23 | 0% | 0% | 26% | 4% | 48% | 22% | |
| Other MCL | 0 | 0 | 0 | 0 | 0 | 0 | 0 | 1 | 1 | 0% | 0% | 0% | 0% | 0% | 100% | |
| Other Track 1 | 0 | 1 | 1 | 2 | 49 | 17 | 138 | 76 | 283 | 0% | 1% | 17% | 6% | 49% | 27% | |
| Other Track 3 | 1 | 0 | 1 | 2 | 45 | 1 | 98 | 18 | 165 | 1% | 1% | 27% | 1% | 59% | 11% | |
| Other Track 4 | 0 | 0 | 0 | 0 | 2 | 1 | 4 | 3 | 10 | 0% | 0% | 20% | 10% | 40% | 30% | |
| Personal Injury | 7 | 0 | 7 | 4 | 267 | 3 | 343 | 59 | 683 | 1% | 1% | 39% | 0% | 50% | 9% | |
| Prod Liability | 0 | 0 | 0 | 0 | 4 | 0 | 11 | 11 | 26 | 0% | 0% | 15% | 0% | 42% | 42% | |
| Prof Malpractic | 0 | 0 | 0 | 0 | 22 | 1 | 32 | 4 | 59 | 0% | 0% | 37% | 2% | 54% | 7% | |
| PIP Coverage | 0 | 0 | 0 | 0 | 1 | 0 | 19 | 0 | 20 | 0% | 0% | 5% | 0% | 95% | 0% | |
| Real Property | 0 | 1 | 1 | 0 | 5 | 1 | 10 | 3 | 20 | 5% | 0% | 25% | 5% | 50% | 15% | |
| Tort Other | 1 | 0 | 1 | 0 | 19 | 12 | 59 | 11 | 102 | 1% | 0% | 19% | 12% | 58% | 11% | |
| Toxic Tort | 0 | 0 | 0 | 0 | 0 | 0 | 1 | 1 | 2 | 0% | 0% | 0% | 0% | 50% | 50% | |
| UM/UM Bod Inj | 4 | 0 | 4 | 0 | 55 | 1 | 97 | 4 | 161 | 2% | 0% | 34% | 1% | 60% | 2% | |
| Total | 43 | 10 | 53 | 29 | 1,177 | 356 | 2,352 | 445 | 4,412 | 1% | 1% | 27% | 8% | 53% | 10% | |

NOTE: Some Multicounty Litigation (MCL) cases were transferred in November 2014: Atlantic to Bergen = 8,935; Atlantic to Middlesex = 4,070.

**CIVIL BACKLOG BY CASETYPE
JUNE 2022
CAMDEN**

| | Total | Backlog | % chg |
|--------|--------------|----------------|--------------|
| Jun 20 | | 631 | |
| Jun 21 | | 967 | 53% |
| Jun 22 | | 831 | -14% |



- 1) Casetypes with the state's largest backlogs are highlighted.
- 2) Some Multicounty Litigation (MCL) cases were transferred in November 2014: Atlantic to Bergen = 8,935; Atlantic to Middlesex = 4,070.

CIVIL CASELOAD SUMMARY BY CASETYPE
JULY 2021 - JUNE 2022
CAPE MAY

| | Filings | | | Resolutions | | | Clearance | | Backlog | | | Backlog Percent | | Backlog Per 100 Monthly Filings | | Active Pending | | |
|-----------------|----------------------|----------------------|----------------|----------------------|----------------------|----------------|---------------------|-------------|-----------|-----------|----------------|-----------------|------------|---------------------------------|------------|----------------|------------|----------------|
| | Jul 2020 to Jun 2021 | Jul 2021 to Jun 2022 | percent change | Jul 2020 to Jun 2021 | Jul 2021 to Jun 2022 | percent change | Jul 2021 - Jun 2022 | | Jun 2021 | Jun 2022 | percent change | Jun 2021 | Jun 2022 | Jun 2021 | Jun 2022 | Jun 2021 | Jun 2022 | percent change |
| | | | | | | | number | percent | | | | | | | | | | |
| Act on Neg Inst | 1 | 2 | 100% | 2 | 1 | -50% | -1 | 50% | 0 | 1 | | 0% | 100% | 0 | 600 | 0 | 1 | |
| Asbestos | 0 | 0 | 0% | 0 | 0 | 0% | 0 | 100% | 0 | 0 | 0% | 0% | 0% | 0 | 0 | 0 | 0 | 0% |
| Assault & Bat | 4 | 11 | 175% | 1 | 3 | 200% | -8 | 27% | 0 | 6 | | 0% | 30% | 0 | 655 | 12 | 20 | 67% |
| Auto - Pers Inj | 72 | 73 | 1% | 71 | 73 | 3% | 0 | 100% | 13 | 10 | -23% | 16% | 13% | 217 | 164 | 80 | 79 | -1% |
| Auto - Property | 4 | 4 | 0% | 3 | 4 | 33% | 0 | 100% | 0 | 1 | | 0% | 33% | 0 | 300 | 3 | 3 | 0% |
| Book Account | 75 | 72 | -4% | 64 | 77 | 20% | 5 | 107% | 1 | 1 | 0% | 3% | 3% | 16 | 17 | 35 | 29 | -17% |
| Civil Rights | 5 | 15 | 200% | 9 | 7 | -22% | -8 | 47% | 3 | 2 | -33% | 60% | 15% | 720 | 160 | 5 | 13 | 160% |
| Complex Comm | 2 | 1 | -50% | 3 | 1 | -67% | 0 | 100% | 2 | 2 | 0% | 67% | 67% | 1,200 | 2,400 | 3 | 3 | 0% |
| Condemnation | 0 | 0 | 0% | 0 | 0 | 0% | 0 | 100% | 0 | 2 | | 0% | 100% | 0 | 0 | 2 | 2 | 0% |
| Construction | 10 | 8 | -20% | 8 | 9 | 13% | 1 | 113% | 1 | 1 | 0% | 10% | 11% | 120 | 150 | 10 | 9 | -10% |
| Contract/Comm | 85 | 83 | -2% | 96 | 82 | -15% | -1 | 99% | 8 | 2 | -75% | 13% | 3% | 113 | 29 | 60 | 58 | -3% |
| Employment | 1 | 2 | 100% | 2 | 2 | 0% | 0 | 100% | 0 | 0 | 0% | 0% | 0% | 0 | 0 | 0 | 0 | 0% |
| Lieu of P. Writ | 12 | 7 | -42% | 17 | 8 | -53% | 1 | 114% | 2 | 0 | -100% | 20% | 0% | 200 | 0 | 10 | 9 | -10% |
| Medical Malprac | 12 | 7 | -42% | 9 | 6 | -33% | -1 | 86% | 3 | 5 | 67% | 20% | 31% | 300 | 857 | 15 | 16 | 7% |
| Name Change | 28 | 17 | -39% | 28 | 18 | -36% | 1 | 106% | 0 | 0 | 0% | 0% | 0% | 0 | 0 | 4 | 3 | -25% |
| Other Insurance | 6 | 6 | 0% | 3 | 8 | 167% | 2 | 133% | 1 | 2 | 100% | 17% | 50% | 200 | 400 | 6 | 4 | -33% |
| Other MCL | 0 | 0 | 0% | 0 | 0 | 0% | 0 | 100% | 0 | 0 | 0% | 0% | 0% | 0 | 0 | 0 | 1 | |
| Other Track 1 | 45 | 61 | 36% | 45 | 57 | 27% | -4 | 93% | 2 | 6 | 200% | 7% | 19% | 53 | 118 | 28 | 31 | 11% |
| Other Track 3 | 41 | 36 | -12% | 29 | 42 | 45% | 6 | 117% | 6 | 9 | 50% | 12% | 21% | 176 | 300 | 50 | 43 | -14% |
| Other Track 4 | 3 | 1 | -67% | 1 | 3 | 200% | 2 | 300% | 2 | 0 | -100% | 33% | 0% | 800 | 0 | 6 | 4 | -33% |
| Personal Injury | 94 | 79 | -16% | 72 | 100 | 39% | 21 | 127% | 26 | 21 | -19% | 20% | 20% | 332 | 319 | 130 | 107 | -18% |
| Prod Liability | 1 | 2 | 100% | 1 | 6 | 500% | 4 | 300% | 3 | 2 | -33% | 50% | 67% | 3,600 | 1,200 | 6 | 3 | -50% |
| Prof Malpractic | 6 | 6 | 0% | 5 | 7 | 40% | 1 | 117% | 0 | 1 | | 0% | 11% | 0 | 200 | 8 | 9 | 13% |
| PIP Coverage | 0 | 1 | | 0 | 1 | | 0 | 100% | 0 | 0 | 0% | 0% | 0% | 0 | 0 | 0 | 0 | 0% |
| Real Property | 9 | 9 | 0% | 5 | 12 | 140% | 3 | 133% | 1 | 0 | -100% | 14% | 0% | 133 | 0 | 7 | 4 | -43% |
| Tort Other | 23 | 23 | 0% | 17 | 29 | 71% | 6 | 126% | 9 | 7 | -22% | 26% | 26% | 470 | 365 | 35 | 27 | -23% |
| Toxic Tort | 0 | 1 | | 0 | 0 | 0% | -1 | 0% | 0 | 0 | 0% | 0% | 0% | 0 | 0 | 0 | 2 | |
| UM/UIM Bod Inj | 5 | 4 | -20% | 3 | 8 | 167% | 4 | 200% | 0 | 1 | | 0% | 33% | 0 | 300 | 7 | 3 | -57% |
| Total | 544 | 531 | -2% | 494 | 564 | 14% | 33 | 106% | 83 | 82 | -1% | 16% | 17% | 183 | 185 | 522 | 483 | -7% |

NOTE: Some Multicounty Litigation (MCL) cases were transferred in November 2014: Atlantic to Bergen = 8,935; Atlantic to Middlesex = 4,070.

CIVIL BACKLOG SUMMARY BY CASETYPE

June 2022

CAPE MAY

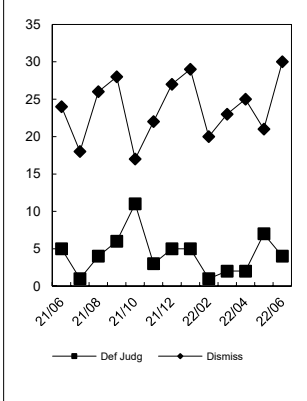
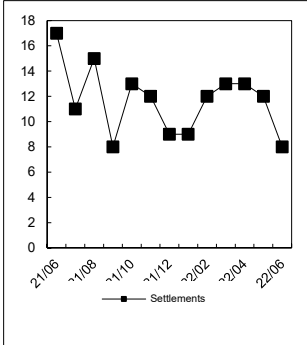
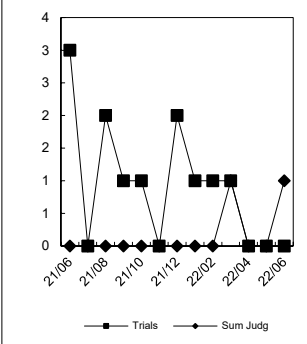
| | Cases in Backlog | | | | | | | | | | | | | | | |
|-----------------|-------------------------|-----------------|-----------------|----------------|---------------|-----------------|-----------------|----------------|---------------|-----------------|----------------|---------------|-----------------|----------------|---------------|---------------|
| | Track 1 | | | | | Track 2 | | | | Track 3 | | | Track 4 | | | Total Backlog |
| | 12 to 18 months | 18 to 24 months | 24 to 36 months | over 36 months | Total Track 1 | 18 to 24 months | 24 to 36 months | over 36 months | Total Track 2 | 24 to 36 months | over 36 months | Total Track 3 | 24 to 36 months | over 36 months | Total Track 4 | |
| Act on Neg Inst | 0 | 1 | 0 | 0 | 1 | 0 | 0 | 0 | 0 | 0 | 0 | 0 | 0 | 0 | 0 | 1 |
| Asbestos | 0 | 0 | 0 | 0 | 0 | 0 | 0 | 0 | 0 | 0 | 0 | 0 | 0 | 0 | 0 | 0 |
| Assault & Bat | 0 | 0 | 0 | 0 | 0 | 0 | 0 | 0 | 0 | 6 | 0 | 6 | 0 | 0 | 0 | 6 |
| Auto - Pers Inj | 0 | 0 | 0 | 0 | 0 | 5 | 4 | 1 | 10 | 0 | 0 | 0 | 0 | 0 | 0 | 10 |
| Auto - Property | 0 | 0 | 0 | 0 | 0 | 1 | 0 | 0 | 1 | 0 | 0 | 0 | 0 | 0 | 0 | 1 |
| Book Account | 0 | 0 | 1 | 0 | 1 | 0 | 0 | 0 | 0 | 0 | 0 | 0 | 0 | 0 | 0 | 1 |
| Civil Rights | 0 | 0 | 0 | 0 | 0 | 0 | 0 | 0 | 0 | 0 | 2 | 2 | 0 | 0 | 0 | 2 |
| Complex Comm | 0 | 0 | 0 | 0 | 0 | 0 | 0 | 0 | 0 | 0 | 0 | 0 | 0 | 2 | 2 | 2 |
| Condemnation | 0 | 0 | 0 | 0 | 0 | 0 | 0 | 0 | 0 | 2 | 0 | 2 | 0 | 0 | 0 | 2 |
| Construction | 0 | 0 | 0 | 0 | 0 | 0 | 1 | 0 | 1 | 0 | 0 | 0 | 0 | 0 | 0 | 1 |
| Contract/Comm | 0 | 0 | 0 | 0 | 0 | 1 | 1 | 0 | 2 | 0 | 0 | 0 | 0 | 0 | 0 | 2 |
| Employment | 0 | 0 | 0 | 0 | 0 | 0 | 0 | 0 | 0 | 0 | 0 | 0 | 0 | 0 | 0 | 0 |
| Lieu of P. Writ | 0 | 0 | 0 | 0 | 0 | 0 | 0 | 0 | 0 | 0 | 0 | 0 | 0 | 0 | 0 | 0 |
| Medical Malprac | 0 | 0 | 0 | 0 | 0 | 0 | 0 | 0 | 0 | 5 | 0 | 5 | 0 | 0 | 0 | 5 |
| Name Change | 0 | 0 | 0 | 0 | 0 | 0 | 0 | 0 | 0 | 0 | 0 | 0 | 0 | 0 | 0 | 0 |
| Other Insurance | 0 | 2 | 0 | 0 | 2 | 0 | 0 | 0 | 0 | 0 | 0 | 0 | 0 | 0 | 0 | 2 |
| Other MCL | 0 | 0 | 0 | 0 | 0 | 0 | 0 | 0 | 0 | 0 | 0 | 0 | 0 | 0 | 0 | 0 |
| Other Track 1 | 2 | 3 | 0 | 1 | 6 | 0 | 0 | 0 | 0 | 0 | 0 | 0 | 0 | 0 | 0 | 6 |
| Other Track 3 | 0 | 0 | 0 | 0 | 0 | 0 | 0 | 0 | 0 | 6 | 3 | 9 | 0 | 0 | 0 | 9 |
| Other Track 4 | 0 | 0 | 0 | 0 | 0 | 0 | 0 | 0 | 0 | 0 | 0 | 0 | 0 | 0 | 0 | 0 |
| Personal Injury | 0 | 0 | 0 | 0 | 0 | 12 | 9 | 0 | 21 | 0 | 0 | 0 | 0 | 0 | 0 | 21 |
| Prod Liability | 0 | 0 | 0 | 0 | 0 | 0 | 0 | 0 | 0 | 2 | 0 | 2 | 0 | 0 | 0 | 2 |
| Prof Malpractic | 0 | 0 | 0 | 0 | 0 | 0 | 0 | 0 | 0 | 1 | 0 | 1 | 0 | 0 | 0 | 1 |
| PIP Coverage | 0 | 0 | 0 | 0 | 0 | 0 | 0 | 0 | 0 | 0 | 0 | 0 | 0 | 0 | 0 | 0 |
| Real Property | 0 | 0 | 0 | 0 | 0 | 0 | 0 | 0 | 0 | 0 | 0 | 0 | 0 | 0 | 0 | 0 |
| Tort Other | 0 | 0 | 0 | 0 | 0 | 2 | 5 | 0 | 7 | 0 | 0 | 0 | 0 | 0 | 0 | 7 |
| Toxic Tort | 0 | 0 | 0 | 0 | 0 | 0 | 0 | 0 | 0 | 0 | 0 | 0 | 0 | 0 | 0 | 0 |
| UM/UIM Bod Inj | 0 | 0 | 0 | 0 | 0 | 1 | 0 | 0 | 1 | 0 | 0 | 0 | 0 | 0 | 0 | 1 |
| Total | 2 | 6 | 1 | 1 | 10 | 22 | 20 | 1 | 43 | 22 | 5 | 27 | 0 | 2 | 2 | 82 |

NOTE: Some Multicounty Litigation (MCL) cases were transferred in November 2014: Atlantic to Bergen = 8,935; Atlantic to Middlesex = 4,070.

CIVIL RESOLUTION SUMMARY BY CASETYPE
JULY 2021 - JUNE 2022
CAPE MAY

| | Trial | | | Summary | | | | | Total | Percent resolved by | | | | | |
|-----------------|----------|----------|----------|----------|------------|------------------|------------|-----------|------------|---------------------|-----------|------------|-----------|------------|------------|
| | Jury | Nonjury | Total | Judgment | Settlement | Default Judgment | Dismiss | Other | | Trial | Sum Jud | Settle | Default J | Dismiss | Other |
| Act on Neg Inst | 0 | 0 | 0 | 0 | 0 | 1 | 0 | 0 | 1 | 0% | 0% | 0% | 100% | 0% | 0% |
| Asbestos | 0 | 0 | 0 | 0 | 0 | 0 | 0 | 0 | 0 | 0% | 0% | 0% | 0% | 0% | 0% |
| Assault & Bat | 0 | 0 | 0 | 0 | 1 | 0 | 1 | 1 | 3 | 0% | 0% | 33% | 0% | 33% | 33% |
| Auto - Pers Inj | 0 | 0 | 0 | 0 | 24 | 0 | 43 | 6 | 73 | 0% | 0% | 33% | 0% | 59% | 8% |
| Auto - Property | 0 | 0 | 0 | 0 | 0 | 2 | 2 | 0 | 4 | 0% | 0% | 0% | 50% | 50% | 0% |
| Book Account | 0 | 1 | 1 | 2 | 14 | 28 | 32 | 0 | 77 | 1% | 3% | 18% | 36% | 42% | 0% |
| Civil Rights | 0 | 0 | 0 | 0 | 1 | 0 | 4 | 2 | 7 | 0% | 0% | 14% | 0% | 57% | 29% |
| Complex Commer | 0 | 0 | 0 | 0 | 0 | 0 | 0 | 1 | 1 | 0% | 0% | 0% | 0% | 0% | 100% |
| Condemnation | 0 | 0 | 0 | 0 | 0 | 0 | 0 | 0 | 0 | 0% | 0% | 0% | 0% | 0% | 0% |
| Construction | 0 | 1 | 1 | 0 | 2 | 1 | 4 | 1 | 9 | 11% | 0% | 22% | 11% | 44% | 11% |
| Contract/Commer | 0 | 4 | 4 | 0 | 14 | 10 | 49 | 5 | 82 | 5% | 0% | 17% | 12% | 60% | 6% |
| Employment | 0 | 0 | 0 | 0 | 0 | 0 | 0 | 2 | 2 | 0% | 0% | 0% | 0% | 0% | 100% |
| Lieu of P. Writ | 0 | 0 | 0 | 0 | 1 | 0 | 4 | 3 | 8 | 0% | 0% | 13% | 0% | 50% | 38% |
| Medical Malprac | 1 | 0 | 1 | 0 | 2 | 0 | 3 | 0 | 6 | 17% | 0% | 33% | 0% | 50% | 0% |
| Name Change | 0 | 0 | 0 | 0 | 0 | 0 | 0 | 18 | 18 | 0% | 0% | 0% | 0% | 0% | 100% |
| Other Insurance | 0 | 0 | 0 | 0 | 3 | 0 | 2 | 3 | 8 | 0% | 0% | 38% | 0% | 25% | 38% |
| Other MCL | 0 | 0 | 0 | 0 | 0 | 0 | 0 | 0 | 0 | 0% | 0% | 0% | 0% | 0% | 0% |
| Other Track 1 | 0 | 0 | 0 | 0 | 8 | 4 | 24 | 21 | 57 | 0% | 0% | 14% | 7% | 42% | 37% |
| Other Track 3 | 0 | 0 | 0 | 0 | 6 | 1 | 31 | 4 | 42 | 0% | 0% | 14% | 2% | 74% | 10% |
| Other Track 4 | 0 | 0 | 0 | 0 | 2 | 0 | 0 | 1 | 3 | 0% | 0% | 67% | 0% | 0% | 33% |
| Personal Injury | 0 | 0 | 0 | 0 | 38 | 1 | 53 | 8 | 100 | 0% | 0% | 38% | 1% | 53% | 8% |
| Prod Liability | 1 | 0 | 1 | 0 | 2 | 0 | 2 | 1 | 6 | 17% | 0% | 33% | 0% | 33% | 17% |
| Prof Malpractic | 0 | 0 | 0 | 0 | 3 | 0 | 4 | 0 | 7 | 0% | 0% | 43% | 0% | 57% | 0% |
| PIP Coverage | 0 | 0 | 0 | 0 | 0 | 0 | 1 | 0 | 1 | 0% | 0% | 0% | 0% | 100% | 0% |
| Real Property | 0 | 1 | 1 | 0 | 1 | 0 | 7 | 3 | 12 | 8% | 0% | 8% | 0% | 58% | 25% |
| Tort Other | 0 | 0 | 0 | 0 | 10 | 3 | 16 | 0 | 29 | 0% | 0% | 34% | 10% | 55% | 0% |
| Toxic Tort | 0 | 0 | 0 | 0 | 0 | 0 | 0 | 0 | 0 | 0% | 0% | 0% | 0% | 0% | 0% |
| UM/UM Bod Inj | 0 | 0 | 0 | 0 | 3 | 0 | 4 | 1 | 8 | 0% | 0% | 38% | 0% | 50% | 13% |
| Total | 2 | 7 | 9 | 2 | 135 | 51 | 286 | 81 | 564 | 2% | 0% | 24% | 9% | 51% | 14% |

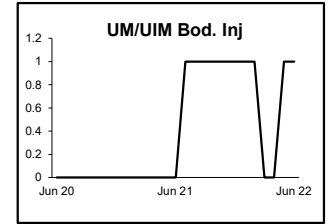
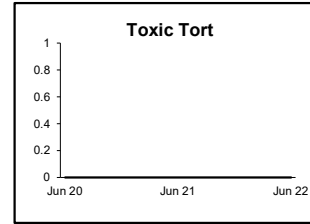
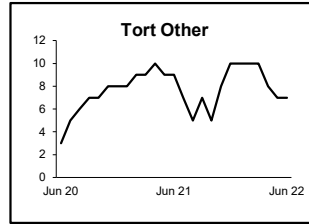
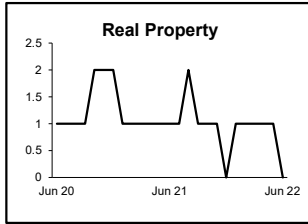
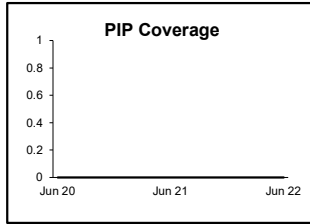
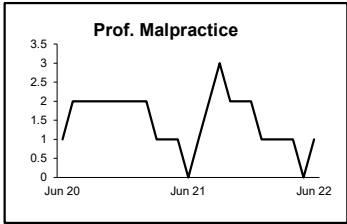
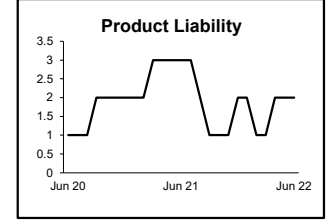
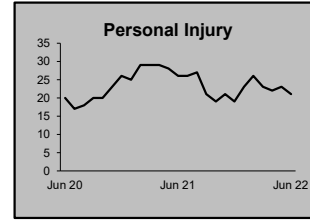
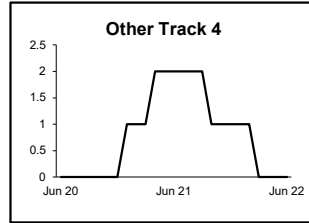
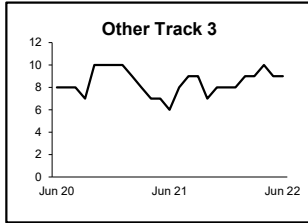
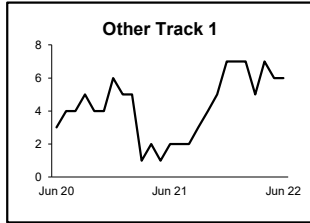
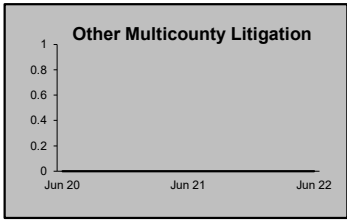
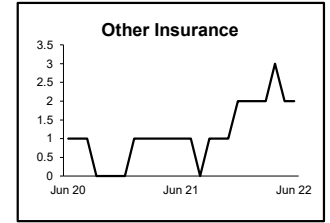
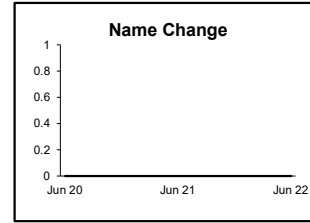
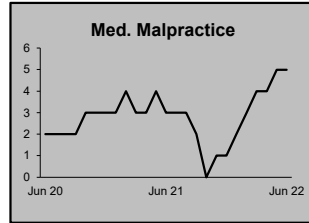
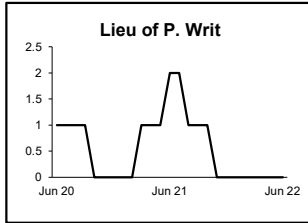
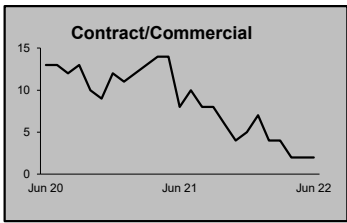
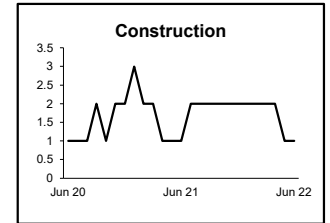
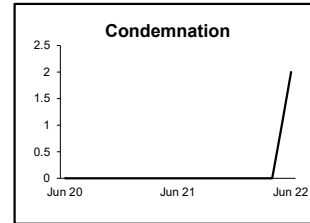
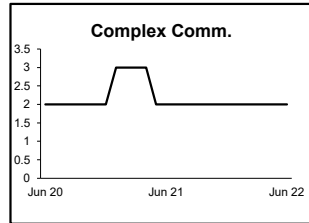
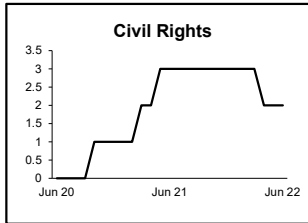
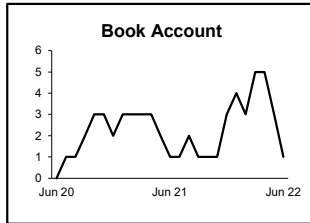
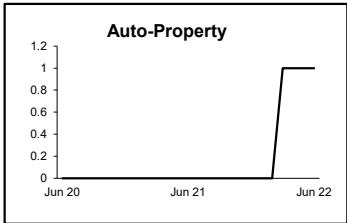
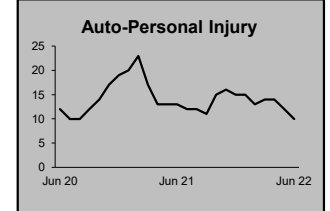
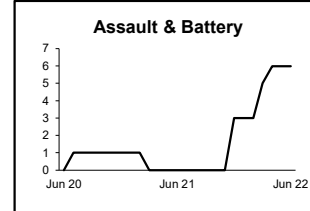
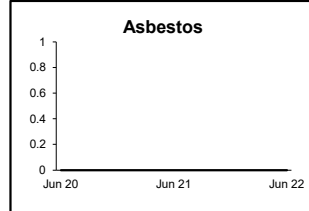
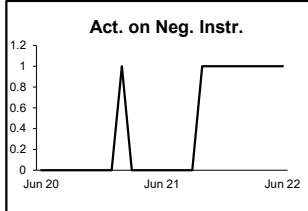
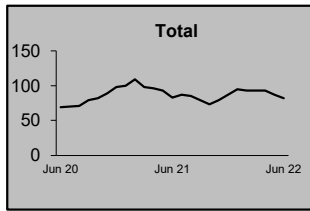
Monthly Resolutions



NOTE: Some Multicounty Litigation (MCL) cases were transferred in November 2014: Atlantic to Bergen = 8,935; Atlantic to Middlesex = 4,070.

**CIVIL BACKLOG BY CASETYPE
JUNE 2022
CAPE MAY**

| | Total | |
|--------|----------------|--------------|
| | Backlog | % chg |
| Jun 20 | 69 | |
| Jun 21 | 83 | 20% |
| Jun 22 | 82 | -1% |



- 1) Casetypes with the state's largest backlogs are highlighted.
- 2) Some Multicounty Litigation (MCL) cases were transferred in November 2014: Atlantic to Bergen = 8,935; Atlantic to Middlesex = 4,070.

CIVIL CASELOAD SUMMARY BY CASETYPE
JULY 2021 - JUNE 2022
CUMBERLAND

| | Filings | | | Resolutions | | | Clearance | | Backlog | | | Backlog Percent | | Backlog Per 100 Monthly Filings | | Active Pending | | |
|-----------------|----------------------|----------------------|----------------|----------------------|----------------------|----------------|---------------------|-------------|------------|------------|----------------|-----------------|------------|---------------------------------|------------|----------------|------------|----------------|
| | Jul 2020 to Jun 2021 | Jul 2021 to Jun 2022 | percent change | Jul 2020 to Jun 2021 | Jul 2021 to Jun 2022 | percent change | Jul 2021 - Jun 2022 | | Jun 2021 | Jun 2022 | percent change | Jun 2021 | Jun 2022 | Jun 2021 | Jun 2022 | Jun 2021 | Jun 2022 | percent change |
| | | | | | | | number | percent | | | | | | | | | | |
| Act on Neg Inst | 1 | 2 | 100% | 0 | 2 | | 0 | 100% | 0 | 0 | 0% | 0% | 0% | 0 | 0 | 1 | 1 | 0% |
| Asbestos | 0 | 0 | 0% | 0 | 0 | 0% | 0 | 100% | 0 | 0 | 0% | 0% | 0% | 0 | 0 | 0 | 0 | 0% |
| Assault & Bat | 2 | 4 | 100% | 1 | 1 | 0% | -3 | 25% | 0 | 2 | | 0% | 25% | 0 | 600 | 4 | 8 | 100% |
| Auto - Pers Inj | 268 | 227 | -15% | 258 | 279 | 8% | 52 | 123% | 72 | 70 | -3% | 22% | 25% | 322 | 370 | 333 | 280 | -16% |
| Auto - Property | 14 | 25 | 79% | 15 | 18 | 20% | -7 | 72% | 2 | 2 | 0% | 17% | 11% | 171 | 96 | 12 | 19 | 58% |
| Book Account | 102 | 84 | -18% | 105 | 103 | -2% | 19 | 123% | 7 | 5 | -29% | 14% | 16% | 82 | 71 | 50 | 31 | -38% |
| Civil Rights | 16 | 11 | -31% | 10 | 16 | 60% | 5 | 145% | 8 | 8 | 0% | 32% | 40% | 600 | 873 | 25 | 20 | -20% |
| Complex Comm | 1 | 1 | 0% | 1 | 1 | 0% | 0 | 100% | 0 | 0 | 0% | 0% | 0% | 0 | 0 | 1 | 1 | 0% |
| Condemnation | 2 | 0 | -100% | 3 | 1 | -67% | 1 | 100% | 0 | 1 | | 0% | 50% | 0 | | 3 | 2 | -33% |
| Construction | 6 | 4 | -33% | 7 | 4 | -43% | 0 | 100% | 0 | 1 | | 0% | 25% | 0 | 300 | 4 | 4 | 0% |
| Contract/Comm | 100 | 74 | -26% | 96 | 82 | -15% | 8 | 111% | 7 | 5 | -29% | 11% | 9% | 84 | 81 | 64 | 56 | -13% |
| Employment | 2 | 2 | 0% | 2 | 6 | 200% | 4 | 300% | 2 | 0 | -100% | 50% | 0% | 1,200 | 0 | 4 | 0 | -100% |
| Lieu of P. Writ | 4 | 3 | -25% | 6 | 0 | -100% | -3 | 0% | 0 | 0 | 0% | 0% | 0% | 0 | 0 | 1 | 4 | 300% |
| Medical Malprac | 12 | 7 | -42% | 6 | 6 | 0% | -1 | 86% | 8 | 9 | 13% | 35% | 38% | 800 | 1,543 | 23 | 24 | 4% |
| Name Change | 44 | 39 | -11% | 34 | 45 | 32% | 6 | 115% | 0 | 0 | 0% | 0% | 0% | 0 | 0 | 14 | 8 | -43% |
| Other Insurance | 7 | 4 | -43% | 4 | 9 | 125% | 5 | 225% | 3 | 2 | -33% | 38% | 67% | 514 | 600 | 8 | 3 | -63% |
| Other MCL | 0 | 0 | 0% | 0 | 0 | 0% | 0 | 100% | 0 | 0 | 0% | 0% | 0% | 0 | 0 | 0 | 0 | 0% |
| Other Track 1 | 93 | 114 | 23% | 60 | 140 | 133% | 26 | 123% | 4 | 4 | 0% | 6% | 10% | 52 | 42 | 65 | 39 | -40% |
| Other Track 3 | 47 | 38 | -19% | 47 | 57 | 21% | 19 | 150% | 13 | 7 | -46% | 20% | 15% | 332 | 221 | 65 | 46 | -29% |
| Other Track 4 | 3 | 2 | -33% | 3 | 1 | -67% | -1 | 50% | 0 | 0 | 0% | 0% | 0% | 0 | 0 | 3 | 4 | 33% |
| Personal Injury | 118 | 93 | -21% | 117 | 115 | -2% | 22 | 124% | 39 | 34 | -13% | 24% | 24% | 397 | 439 | 163 | 139 | -15% |
| Prod Liability | 5 | 3 | -40% | 3 | 8 | 167% | 5 | 267% | 4 | 1 | -75% | 44% | 25% | 960 | 400 | 9 | 4 | -56% |
| Prof Malpractic | 6 | 2 | -67% | 6 | 7 | 17% | 5 | 350% | 5 | 3 | -40% | 42% | 43% | 1,000 | 1,800 | 12 | 7 | -42% |
| PIP Coverage | 0 | 4 | | 2 | 4 | 100% | 0 | 100% | 1 | 0 | -100% | 100% | 0% | 0 | | 1 | 1 | 0% |
| Real Property | 7 | 1 | -86% | 7 | 2 | -71% | 1 | 200% | 0 | 3 | | 0% | 60% | 0 | 3,600 | 6 | 5 | -17% |
| Tort Other | 20 | 25 | 25% | 22 | 17 | -23% | -8 | 68% | 3 | 6 | 100% | 19% | 26% | 180 | 288 | 16 | 23 | 44% |
| Toxic Tort | 0 | 0 | 0% | 0 | 0 | 0% | 0 | 100% | 0 | 0 | 0% | 0% | 0% | 0 | 0 | 0 | 0 | 0% |
| UM/UIM Bod Inj | 19 | 21 | 11% | 22 | 21 | -5% | 0 | 100% | 2 | 4 | 100% | 11% | 21% | 126 | 229 | 19 | 19 | 0% |
| Total | 899 | 790 | -12% | 837 | 945 | 13% | 155 | 120% | 180 | 167 | -7% | 20% | 22% | 240 | 254 | 906 | 748 | -17% |

NOTE: Some Multicounty Litigation (MCL) cases were transferred in November 2014: Atlantic to Bergen = 8,935; Atlantic to Middlesex = 4,070.

CIVIL BACKLOG SUMMARY BY CASETYPE

June 2022

CUMBERLAND

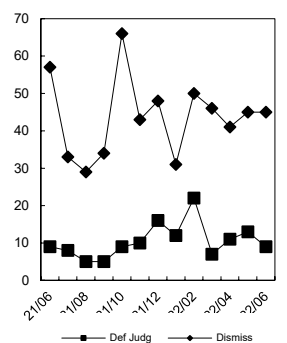
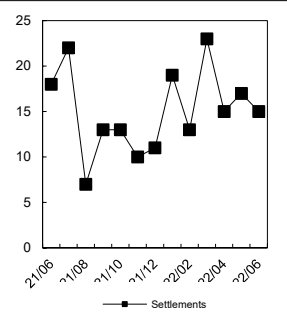
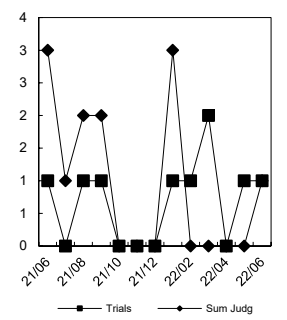
| | Cases in Backlog | | | | | | | | | | | | | | | |
|-----------------|-------------------------|-----------------|-----------------|----------------|---------------|-----------------|-----------------|----------------|---------------|-----------------|----------------|---------------|-----------------|----------------|---------------|---------------|
| | Track 1 | | | | | Track 2 | | | | Track 3 | | | Track 4 | | | Total Backlog |
| | 12 to 18 months | 18 to 24 months | 24 to 36 months | over 36 months | Total Track 1 | 18 to 24 months | 24 to 36 months | over 36 months | Total Track 2 | 24 to 36 months | over 36 months | Total Track 3 | 24 to 36 months | over 36 months | Total Track 4 | |
| Act on Neg Inst | 0 | 0 | 0 | 0 | 0 | 0 | 0 | 0 | 0 | 0 | 0 | 0 | 0 | 0 | 0 | 0 |
| Asbestos | 0 | 0 | 0 | 0 | 0 | 0 | 0 | 0 | 0 | 0 | 0 | 0 | 0 | 0 | 0 | 0 |
| Assault & Bat | 0 | 0 | 0 | 0 | 0 | 0 | 0 | 0 | 0 | 2 | 0 | 2 | 0 | 0 | 0 | 2 |
| Auto - Pers Inj | 0 | 0 | 0 | 0 | 0 | 33 | 31 | 6 | 70 | 0 | 0 | 0 | 0 | 0 | 0 | 70 |
| Auto - Property | 0 | 0 | 0 | 0 | 0 | 0 | 2 | 0 | 2 | 0 | 0 | 0 | 0 | 0 | 0 | 2 |
| Book Account | 2 | 2 | 1 | 0 | 5 | 0 | 0 | 0 | 0 | 0 | 0 | 0 | 0 | 0 | 0 | 5 |
| Civil Rights | 0 | 0 | 0 | 0 | 0 | 0 | 0 | 0 | 0 | 4 | 4 | 8 | 0 | 0 | 0 | 8 |
| Complex Comm | 0 | 0 | 0 | 0 | 0 | 0 | 0 | 0 | 0 | 0 | 0 | 0 | 0 | 0 | 0 | 0 |
| Condemnation | 0 | 0 | 0 | 0 | 0 | 0 | 0 | 0 | 0 | 1 | 0 | 1 | 0 | 0 | 0 | 1 |
| Construction | 0 | 0 | 0 | 0 | 0 | 0 | 1 | 0 | 1 | 0 | 0 | 0 | 0 | 0 | 0 | 1 |
| Contract/Comm | 0 | 0 | 0 | 0 | 0 | 2 | 3 | 0 | 5 | 0 | 0 | 0 | 0 | 0 | 0 | 5 |
| Employment | 0 | 0 | 0 | 0 | 0 | 0 | 0 | 0 | 0 | 0 | 0 | 0 | 0 | 0 | 0 | 0 |
| Lieu of P. Writ | 0 | 0 | 0 | 0 | 0 | 0 | 0 | 0 | 0 | 0 | 0 | 0 | 0 | 0 | 0 | 0 |
| Medical Malprac | 0 | 0 | 0 | 0 | 0 | 0 | 0 | 0 | 0 | 3 | 6 | 9 | 0 | 0 | 0 | 9 |
| Name Change | 0 | 0 | 0 | 0 | 0 | 0 | 0 | 0 | 0 | 0 | 0 | 0 | 0 | 0 | 0 | 0 |
| Other Insurance | 0 | 1 | 1 | 0 | 2 | 0 | 0 | 0 | 0 | 0 | 0 | 0 | 0 | 0 | 0 | 2 |
| Other MCL | 0 | 0 | 0 | 0 | 0 | 0 | 0 | 0 | 0 | 0 | 0 | 0 | 0 | 0 | 0 | 0 |
| Other Track 1 | 3 | 1 | 0 | 0 | 4 | 0 | 0 | 0 | 0 | 0 | 0 | 0 | 0 | 0 | 0 | 4 |
| Other Track 3 | 0 | 0 | 0 | 0 | 0 | 0 | 0 | 0 | 0 | 4 | 3 | 7 | 0 | 0 | 0 | 7 |
| Other Track 4 | 0 | 0 | 0 | 0 | 0 | 0 | 0 | 0 | 0 | 0 | 0 | 0 | 0 | 0 | 0 | 0 |
| Personal Injury | 0 | 0 | 0 | 0 | 0 | 14 | 14 | 6 | 34 | 0 | 0 | 0 | 0 | 0 | 0 | 34 |
| Prod Liability | 0 | 0 | 0 | 0 | 0 | 0 | 0 | 0 | 0 | 1 | 0 | 1 | 0 | 0 | 0 | 1 |
| Prof Malpractic | 0 | 0 | 0 | 0 | 0 | 0 | 0 | 0 | 0 | 2 | 1 | 3 | 0 | 0 | 0 | 3 |
| PIP Coverage | 0 | 0 | 0 | 0 | 0 | 0 | 0 | 0 | 0 | 0 | 0 | 0 | 0 | 0 | 0 | 0 |
| Real Property | 2 | 1 | 0 | 0 | 3 | 0 | 0 | 0 | 0 | 0 | 0 | 0 | 0 | 0 | 0 | 3 |
| Tort Other | 0 | 0 | 0 | 0 | 0 | 2 | 3 | 1 | 6 | 0 | 0 | 0 | 0 | 0 | 0 | 6 |
| Toxic Tort | 0 | 0 | 0 | 0 | 0 | 0 | 0 | 0 | 0 | 0 | 0 | 0 | 0 | 0 | 0 | 0 |
| UM/UIM Bod Inj | 0 | 0 | 0 | 0 | 0 | 2 | 2 | 0 | 4 | 0 | 0 | 0 | 0 | 0 | 0 | 4 |
| Total | 7 | 5 | 2 | 0 | 14 | 53 | 56 | 13 | 122 | 17 | 14 | 31 | 0 | 0 | 0 | 167 |

NOTE: Some Multicounty Litigation (MCL) cases were transferred in November 2014: Atlantic to Bergen = 8,935; Atlantic to Middlesex = 4,070.

CIVIL RESOLUTION SUMMARY BY CASETYPE
JULY 2021 - JUNE 2022
CUMBERLAND

| | Trial | | | Summary | | | | | Total | Percent resolved by | | | | | | Monthly Resolutions |
|-----------------|----------|----------|----------|----------|------------|------------------|------------|------------|------------|---------------------|-----------|------------|------------|------------|------------|---------------------|
| | Jury | Nonjury | Total | Judgment | Settlement | Default Judgment | Dismiss | Other | | Trial | Sum Jud | Settle | Default J | Dismiss | Other | |
| Act on Neg Inst | 0 | 0 | 0 | 1 | 0 | 0 | 1 | 0 | 2 | 0% | 50% | 0% | 0% | 50% | 0% | |
| Asbestos | 0 | 0 | 0 | 0 | 0 | 0 | 0 | 0 | 0 | 0% | 0% | 0% | 0% | 0% | 0% | |
| Assault & Bat | 0 | 0 | 0 | 0 | 0 | 0 | 1 | 0 | 1 | 0% | 0% | 0% | 0% | 100% | 0% | |
| Auto - Pers Inj | 3 | 0 | 3 | 0 | 70 | 5 | 189 | 12 | 279 | 1% | 0% | 25% | 2% | 68% | 4% | |
| Auto - Property | 1 | 0 | 1 | 0 | 1 | 7 | 8 | 1 | 18 | 6% | 0% | 6% | 39% | 44% | 6% | |
| Book Account | 0 | 1 | 1 | 2 | 12 | 47 | 40 | 1 | 103 | 1% | 2% | 12% | 46% | 39% | 1% | |
| Civil Rights | 0 | 0 | 0 | 0 | 2 | 0 | 13 | 1 | 16 | 0% | 0% | 13% | 0% | 81% | 6% | |
| Complex Commer | 0 | 0 | 0 | 0 | 0 | 0 | 1 | 0 | 1 | 0% | 0% | 0% | 0% | 100% | 0% | |
| Condemnation | 0 | 0 | 0 | 0 | 1 | 0 | 0 | 0 | 1 | 0% | 0% | 100% | 0% | 0% | 0% | |
| Construction | 0 | 0 | 0 | 0 | 3 | 1 | 0 | 0 | 4 | 0% | 0% | 75% | 25% | 0% | 0% | |
| Contract/Commer | 0 | 0 | 0 | 2 | 10 | 18 | 46 | 6 | 82 | 0% | 2% | 12% | 22% | 56% | 7% | |
| Employment | 0 | 0 | 0 | 0 | 2 | 0 | 3 | 1 | 6 | 0% | 0% | 33% | 0% | 50% | 17% | |
| Lieu of P. Writ | 0 | 0 | 0 | 0 | 0 | 0 | 0 | 0 | 0 | 0% | 0% | 0% | 0% | 0% | 0% | |
| Medical Malprac | 0 | 0 | 0 | 0 | 5 | 0 | 0 | 1 | 6 | 0% | 0% | 83% | 0% | 0% | 17% | |
| Name Change | 0 | 0 | 0 | 0 | 0 | 0 | 4 | 41 | 45 | 0% | 0% | 0% | 0% | 9% | 91% | |
| Other Insurance | 0 | 0 | 0 | 1 | 3 | 1 | 4 | 0 | 9 | 0% | 11% | 33% | 11% | 44% | 0% | |
| Other MCL | 0 | 0 | 0 | 0 | 0 | 0 | 0 | 0 | 0 | 0% | 0% | 0% | 0% | 0% | 0% | |
| Other Track 1 | 0 | 0 | 0 | 0 | 8 | 40 | 67 | 25 | 140 | 0% | 0% | 6% | 29% | 48% | 18% | |
| Other Track 3 | 0 | 0 | 0 | 1 | 15 | 2 | 32 | 7 | 57 | 0% | 2% | 26% | 4% | 56% | 12% | |
| Other Track 4 | 0 | 0 | 0 | 0 | 0 | 0 | 1 | 0 | 1 | 0% | 0% | 0% | 0% | 100% | 0% | |
| Personal Injury | 2 | 0 | 2 | 0 | 33 | 1 | 67 | 12 | 115 | 2% | 0% | 29% | 1% | 58% | 10% | |
| Prod Liability | 0 | 0 | 0 | 2 | 2 | 0 | 2 | 2 | 8 | 0% | 25% | 25% | 0% | 25% | 25% | |
| Prof Malpractic | 0 | 0 | 0 | 0 | 5 | 0 | 2 | 0 | 7 | 0% | 0% | 71% | 0% | 29% | 0% | |
| PIP Coverage | 0 | 0 | 0 | 0 | 1 | 0 | 3 | 0 | 4 | 0% | 0% | 25% | 0% | 75% | 0% | |
| Real Property | 0 | 0 | 0 | 0 | 0 | 0 | 2 | 0 | 2 | 0% | 0% | 0% | 0% | 100% | 0% | |
| Tort Other | 0 | 0 | 0 | 0 | 2 | 4 | 9 | 2 | 17 | 0% | 0% | 12% | 24% | 53% | 12% | |
| Toxic Tort | 0 | 0 | 0 | 0 | 0 | 0 | 0 | 0 | 0 | 0% | 0% | 0% | 0% | 0% | 0% | |
| UM/UIM Bod Inj | 1 | 0 | 1 | 0 | 3 | 1 | 16 | 0 | 21 | 5% | 0% | 14% | 5% | 76% | 0% | |
| Total | 7 | 1 | 8 | 9 | 178 | 127 | 511 | 112 | 945 | 1% | 1% | 19% | 13% | 54% | 12% | |

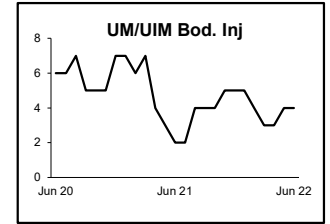
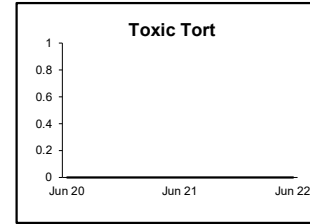
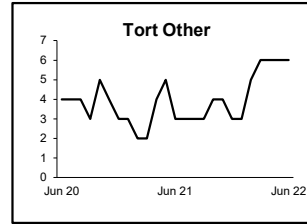
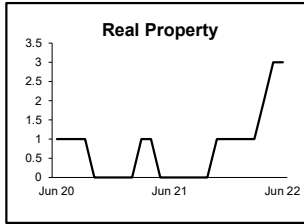
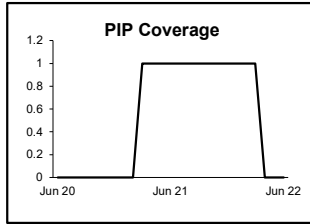
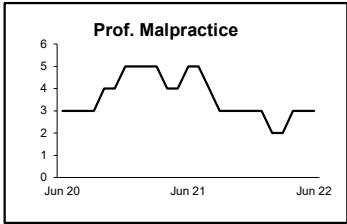
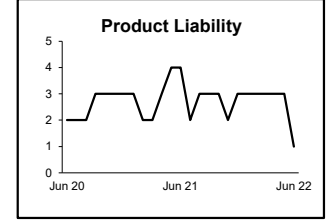
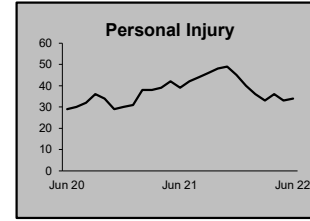
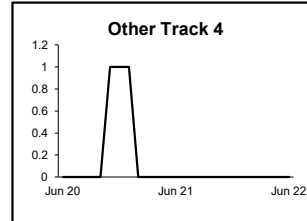
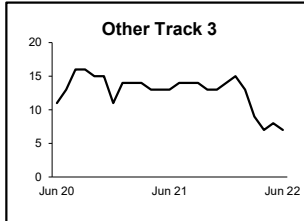
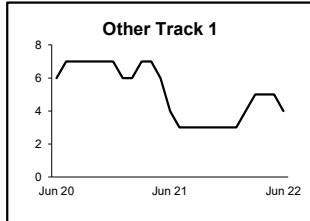
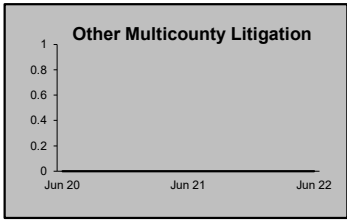
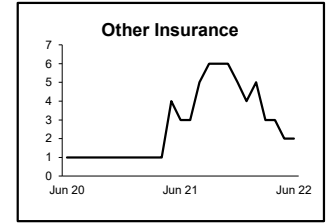
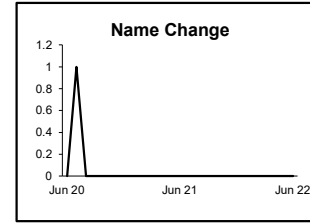
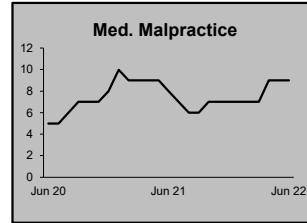
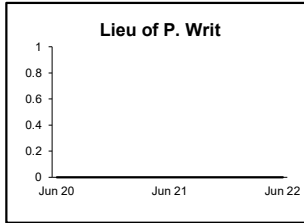
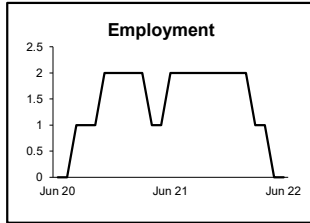
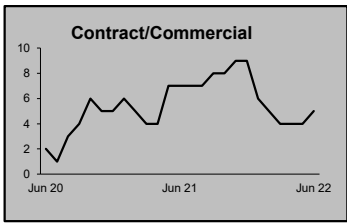
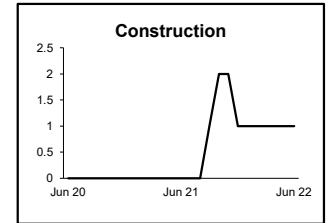
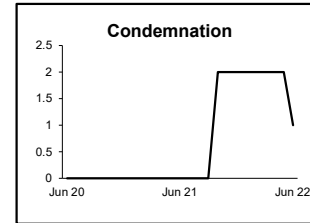
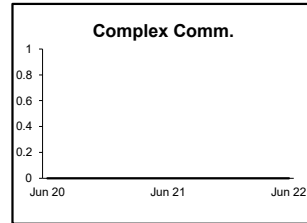
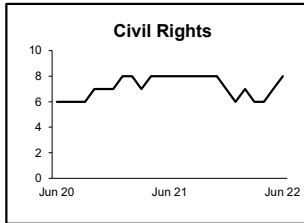
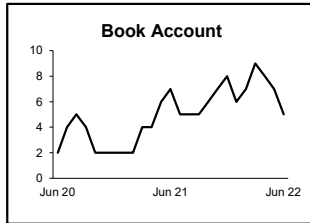
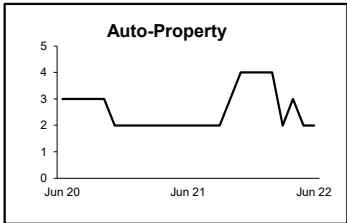
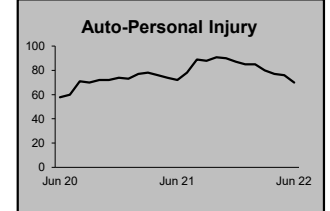
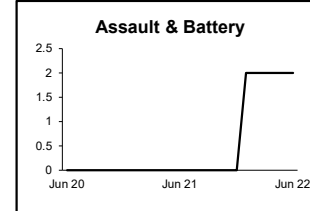
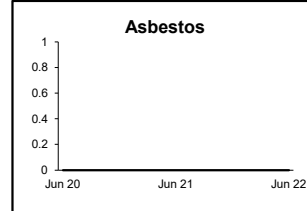
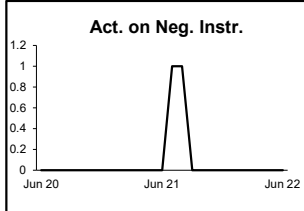
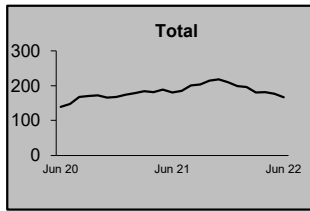
Monthly Resolutions



NOTE: Some Multicounty Litigation (MCL) cases were transferred in November 2014: Atlantic to Bergen = 8,935; Atlantic to Middlesex = 4,070.

**CIVIL BACKLOG BY CASETYPE
JUNE 2022
CUMBERLAND**

| | Total | |
|--------|----------------|--------------|
| | Backlog | % chg |
| Jun 20 | 139 | |
| Jun 21 | 180 | 29% |
| Jun 22 | 167 | -7% |



- 1) Casetypes with the state's largest backlogs are highlighted.
- 2) Some Multicounty Litigation (MCL) cases were transferred in November 2014: Atlantic to Bergen = 8,935; Atlantic to Middlesex = 4,070.

CIVIL CASELOAD SUMMARY BY CASETYPE
JULY 2021 - JUNE 2022
ESSEX

| | Filings | | | Resolutions | | | Clearance | | Backlog | | | Backlog Percent | | Backlog Per 100 Monthly Filings | | Active Pending | | |
|-----------------|----------------------|----------------------|----------------|----------------------|----------------------|----------------|---------------------|-------------|--------------|--------------|----------------|-----------------|------------|---------------------------------|------------|----------------|---------------|----------------|
| | Jul 2020 to Jun 2021 | Jul 2021 to Jun 2022 | percent change | Jul 2020 to Jun 2021 | Jul 2021 to Jun 2022 | percent change | Jul 2021 - Jun 2022 | | Jun 2021 | Jun 2022 | percent change | Jun 2021 | Jun 2022 | Jun 2021 | Jun 2022 | Jun 2021 | Jun 2022 | percent change |
| | | | | | | | number | percent | | | | | | | | | | |
| Act on Neg Inst | 40 | 22 | -45% | 39 | 46 | 18% | 24 | 209% | 9 | 3 | -67% | 25% | 25% | 270 | 164 | 36 | 12 | -67% |
| Asbestos | 0 | 0 | 0% | 0 | 0 | 0% | 0 | 100% | 0 | 0 | 0% | 0% | 0% | 0 | 0 | 0 | 0 | 0% |
| Assault & Bat | 67 | 109 | 63% | 25 | 28 | 12% | -81 | 26% | 7 | 31 | 343% | 7% | 18% | 125 | 341 | 94 | 175 | 86% |
| Auto - Pers Inj | 4,546 | 3,843 | -15% | 4,234 | 4,544 | 7% | 701 | 118% | 2,288 | 2,371 | 4% | 33% | 37% | 604 | 740 | 7,030 | 6,335 | -10% |
| Auto - Property | 128 | 131 | 2% | 144 | 132 | -8% | 1 | 101% | 22 | 20 | -9% | 20% | 19% | 206 | 183 | 108 | 106 | -2% |
| Book Account | 1,309 | 889 | -32% | 880 | 1,276 | 45% | 387 | 144% | 81 | 84 | 4% | 9% | 16% | 74 | 113 | 932 | 537 | -42% |
| Civil Rights | 44 | 124 | 182% | 47 | 31 | -34% | -93 | 25% | 20 | 28 | 40% | 36% | 19% | 545 | 271 | 56 | 150 | 168% |
| Complex Comm | 51 | 111 | 118% | 24 | 104 | 333% | -7 | 94% | 44 | 43 | -2% | 44% | 40% | 1,035 | 465 | 101 | 108 | 7% |
| Condemnation | 1 | 2 | 100% | 6 | 4 | -33% | 2 | 200% | 3 | 1 | -67% | 50% | 33% | 3,600 | 600 | 6 | 3 | -50% |
| Construction | 59 | 49 | -17% | 59 | 59 | 0% | 10 | 120% | 96 | 112 | 17% | 59% | 74% | 1,953 | 2,743 | 164 | 151 | -8% |
| Contract/Comm | 869 | 733 | -16% | 751 | 795 | 6% | 62 | 108% | 201 | 211 | 5% | 25% | 28% | 278 | 345 | 806 | 742 | -8% |
| Employment | 24 | 26 | 8% | 21 | 26 | 24% | 0 | 100% | 19 | 15 | -21% | 45% | 36% | 950 | 692 | 42 | 42 | 0% |
| Lieu of P. Writ | 32 | 32 | 0% | 25 | 42 | 68% | 10 | 131% | 25 | 16 | -36% | 44% | 35% | 938 | 600 | 57 | 46 | -19% |
| Medical Malprac | 132 | 119 | -10% | 101 | 113 | 12% | -6 | 95% | 202 | 226 | 12% | 50% | 55% | 1,836 | 2,279 | 401 | 412 | 3% |
| Name Change | 240 | 337 | 40% | 231 | 344 | 49% | 7 | 102% | 0 | 1 | | 0% | 2% | 0 | 4 | 69 | 62 | -10% |
| Other Insurance | 69 | 67 | -3% | 65 | 56 | -14% | -11 | 84% | 36 | 43 | 19% | 46% | 48% | 626 | 770 | 79 | 90 | 14% |
| Other MCL | 1 | 2 | 100% | 0 | 0 | 0% | -2 | 0% | 0 | 0 | 0% | 0% | 0% | 0 | 0 | 0 | 1 | |
| Other Track 1 | 389 | 380 | -2% | 353 | 383 | 8% | 3 | 101% | 83 | 98 | 18% | 26% | 31% | 256 | 309 | 314 | 312 | -1% |
| Other Track 3 | 256 | 196 | -23% | 193 | 203 | 5% | 7 | 104% | 128 | 143 | 12% | 31% | 35% | 600 | 876 | 410 | 403 | -2% |
| Other Track 4 | 28 | 41 | 46% | 31 | 25 | -19% | -16 | 61% | 29 | 33 | 14% | 46% | 41% | 1,243 | 966 | 63 | 81 | 29% |
| Personal Injury | 1,567 | 1,596 | 2% | 1,367 | 1,595 | 17% | -1 | 100% | 992 | 1,041 | 5% | 36% | 38% | 760 | 783 | 2,759 | 2,758 | 0% |
| Prod Liability | 27 | 17 | -37% | 21 | 20 | -5% | 3 | 118% | 22 | 24 | 9% | 42% | 48% | 978 | 1,694 | 52 | 50 | -4% |
| Prof Malpractic | 48 | 39 | -19% | 45 | 35 | -22% | -4 | 90% | 54 | 67 | 24% | 44% | 50% | 1,350 | 2,062 | 124 | 135 | 9% |
| PIP Coverage | 29 | 24 | -17% | 26 | 32 | 23% | 8 | 133% | 5 | 5 | 0% | 22% | 33% | 207 | 250 | 23 | 15 | -35% |
| Real Property | 52 | 50 | -4% | 54 | 44 | -19% | -6 | 88% | 11 | 14 | 27% | 30% | 33% | 254 | 336 | 37 | 43 | 16% |
| Tort Other | 258 | 284 | 10% | 193 | 229 | 19% | -55 | 81% | 93 | 92 | -1% | 30% | 26% | 433 | 389 | 308 | 360 | 17% |
| Toxic Tort | 4 | 1 | -75% | 5 | 4 | -20% | 3 | 400% | 9 | 7 | -22% | 69% | 70% | 2,700 | 8,400 | 13 | 10 | -23% |
| UM/UM Bod Inj | 243 | 188 | -23% | 256 | 279 | 9% | 91 | 148% | 123 | 98 | -20% | 34% | 36% | 607 | 626 | 363 | 272 | -25% |
| Total | 10,513 | 9,412 | -10% | 9,196 | 10,449 | 14% | 1037 | 111% | 4,602 | 4,827 | 5% | 32% | 36% | 525 | 615 | 14,447 | 13,411 | -7% |

NOTE: Some Multicounty Litigation (MCL) cases were transferred in November 2014: Atlantic to Bergen = 8,935; Atlantic to Middlesex = 4,070.

CIVIL BACKLOG SUMMARY BY CASETYPE

June 2022

ESSEX

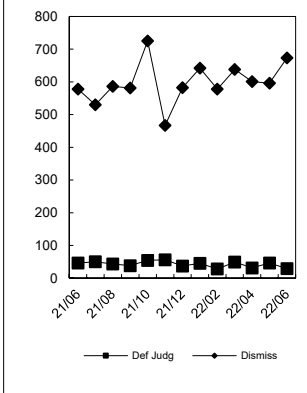
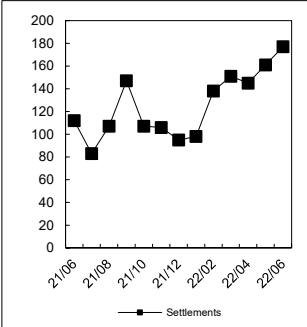
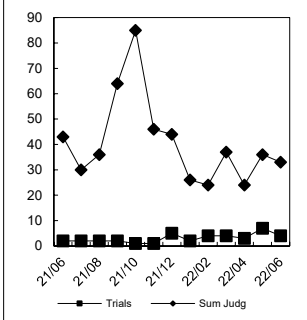
| | Cases in Backlog | | | | | | | | | | | | | | | |
|-----------------|------------------|-----------------|-----------------|----------------|---------------|-----------------|-----------------|----------------|---------------|-----------------|----------------|---------------|-----------------|----------------|---------------|---------------|
| | Track 1 | | | | | Track 2 | | | | Track 3 | | | Track 4 | | | Total Backlog |
| | 12 to 18 months | 18 to 24 months | 24 to 36 months | over 36 months | Total Track 1 | 18 to 24 months | 24 to 36 months | over 36 months | Total Track 2 | 24 to 36 months | over 36 months | Total Track 3 | 24 to 36 months | over 36 months | Total Track 4 | |
| Act on Neg Inst | 2 | 0 | 0 | 1 | 3 | 0 | 0 | 0 | 0 | 0 | 0 | 0 | 0 | 0 | 0 | 3 |
| Asbestos | 0 | 0 | 0 | 0 | 0 | 0 | 0 | 0 | 0 | 0 | 0 | 0 | 0 | 0 | 0 | 0 |
| Assault & Bat | 0 | 0 | 0 | 0 | 0 | 0 | 0 | 0 | 0 | 26 | 5 | 31 | 0 | 0 | 0 | 31 |
| Auto - Pers Inj | 0 | 0 | 0 | 0 | 0 | 864 | 964 | 542 | 2,370 | 0 | 0 | 0 | 1 | 0 | 1 | 2,371 |
| Auto - Property | 0 | 0 | 0 | 0 | 0 | 6 | 8 | 6 | 20 | 0 | 0 | 0 | 0 | 0 | 0 | 20 |
| Book Account | 43 | 10 | 14 | 14 | 81 | 0 | 0 | 1 | 1 | 1 | 0 | 1 | 0 | 1 | 1 | 84 |
| Civil Rights | 0 | 0 | 0 | 0 | 0 | 0 | 0 | 0 | 0 | 11 | 17 | 28 | 0 | 0 | 0 | 28 |
| Complex Comm | 0 | 0 | 0 | 0 | 0 | 0 | 0 | 0 | 0 | 0 | 0 | 0 | 15 | 28 | 43 | 43 |
| Condemnation | 0 | 0 | 0 | 0 | 0 | 0 | 0 | 0 | 0 | 0 | 1 | 1 | 0 | 0 | 0 | 1 |
| Construction | 0 | 0 | 0 | 0 | 0 | 20 | 36 | 55 | 111 | 0 | 0 | 0 | 1 | 0 | 1 | 112 |
| Contract/Comm | 0 | 0 | 0 | 0 | 0 | 53 | 77 | 81 | 211 | 0 | 0 | 0 | 0 | 0 | 0 | 211 |
| Employment | 0 | 0 | 0 | 0 | 0 | 3 | 7 | 5 | 15 | 0 | 0 | 0 | 0 | 0 | 0 | 15 |
| Lieu of P. Writ | 0 | 0 | 0 | 0 | 0 | 0 | 0 | 0 | 0 | 0 | 0 | 0 | 2 | 14 | 16 | 16 |
| Medical Malprac | 0 | 0 | 0 | 0 | 0 | 0 | 1 | 0 | 1 | 75 | 150 | 225 | 0 | 0 | 0 | 226 |
| Name Change | 1 | 0 | 0 | 0 | 1 | 0 | 0 | 0 | 0 | 0 | 0 | 0 | 0 | 0 | 0 | 1 |
| Other Insurance | 13 | 5 | 11 | 13 | 42 | 0 | 0 | 0 | 0 | 0 | 0 | 0 | 0 | 1 | 1 | 43 |
| Other MCL | 0 | 0 | 0 | 0 | 0 | 0 | 0 | 0 | 0 | 0 | 0 | 0 | 0 | 0 | 0 | 0 |
| Other Track 1 | 26 | 11 | 14 | 22 | 73 | 1 | 1 | 0 | 2 | 17 | 4 | 21 | 2 | 0 | 2 | 98 |
| Other Track 3 | 0 | 0 | 0 | 0 | 0 | 0 | 0 | 0 | 0 | 60 | 83 | 143 | 0 | 0 | 0 | 143 |
| Other Track 4 | 0 | 0 | 0 | 0 | 0 | 0 | 0 | 0 | 0 | 0 | 0 | 0 | 7 | 26 | 33 | 33 |
| Personal Injury | 0 | 0 | 0 | 0 | 0 | 341 | 364 | 315 | 1,020 | 17 | 4 | 21 | 0 | 0 | 0 | 1,041 |
| Prod Liability | 0 | 0 | 0 | 0 | 0 | 0 | 0 | 0 | 0 | 6 | 17 | 23 | 1 | 0 | 1 | 24 |
| Prof Malpractic | 0 | 0 | 0 | 0 | 0 | 0 | 0 | 1 | 1 | 22 | 44 | 66 | 0 | 0 | 0 | 67 |
| PIP Coverage | 2 | 0 | 2 | 1 | 5 | 0 | 0 | 0 | 0 | 0 | 0 | 0 | 0 | 0 | 0 | 5 |
| Real Property | 4 | 1 | 2 | 7 | 14 | 0 | 0 | 0 | 0 | 0 | 0 | 0 | 0 | 0 | 0 | 14 |
| Tort Other | 0 | 0 | 0 | 0 | 0 | 27 | 30 | 32 | 89 | 3 | 0 | 3 | 0 | 0 | 0 | 92 |
| Toxic Tort | 0 | 0 | 0 | 0 | 0 | 0 | 0 | 0 | 0 | 1 | 6 | 7 | 0 | 0 | 0 | 7 |
| UM/UIM Bod Inj | 0 | 0 | 0 | 0 | 0 | 30 | 38 | 29 | 97 | 0 | 1 | 1 | 0 | 0 | 0 | 98 |
| Total | 91 | 27 | 43 | 58 | 219 | 1,345 | 1,526 | 1,067 | 3,938 | 239 | 332 | 571 | 29 | 70 | 99 | 4,827 |

NOTE: Some Multicounty Litigation (MCL) cases were transferred in November 2014: Atlantic to Bergen = 8,935; Atlantic to Middlesex = 4,070.

CIVIL RESOLUTION SUMMARY BY CASETYPE
JULY 2021 - JUNE 2022
ESSEX

| | Trial | | | Summary | | | | | Total | Percent resolved by | | | | | |
|-----------------|-----------|-----------|-----------|------------|--------------|------------------|--------------|------------|---------------|---------------------|-----------|------------|-----------|------------|-----------|
| | Jury | Nonjury | Total | Judgment | Settlement | Default Judgment | Dismiss | Other | | Trial | Sum Jud | Settle | Default J | Dismiss | Other |
| Act on Neg Inst | 0 | 0 | 0 | 10 | 5 | 4 | 27 | 0 | 46 | 0% | 22% | 11% | 9% | 59% | 0% |
| Asbestos | 0 | 0 | 0 | 0 | 0 | 0 | 0 | 0 | 0 | 0% | 0% | 0% | 0% | 0% | 0% |
| Assault & Bat | 0 | 0 | 0 | 0 | 1 | 0 | 25 | 2 | 28 | 0% | 0% | 4% | 0% | 89% | 7% |
| Auto - Pers Inj | 20 | 0 | 20 | 51 | 786 | 19 | 3,541 | 127 | 4,544 | 0% | 1% | 17% | 0% | 78% | 3% |
| Auto - Property | 0 | 0 | 0 | 9 | 16 | 37 | 69 | 1 | 132 | 0% | 7% | 12% | 28% | 52% | 1% |
| Book Account | 0 | 2 | 2 | 216 | 98 | 299 | 654 | 7 | 1,276 | 0% | 17% | 8% | 23% | 51% | 1% |
| Civil Rights | 0 | 0 | 0 | 0 | 1 | 0 | 23 | 7 | 31 | 0% | 0% | 3% | 0% | 74% | 23% |
| Complex Commer | 1 | 0 | 1 | 0 | 8 | 1 | 54 | 40 | 104 | 1% | 0% | 8% | 1% | 52% | 38% |
| Condemnation | 0 | 0 | 0 | 0 | 1 | 0 | 1 | 2 | 4 | 0% | 0% | 25% | 0% | 25% | 50% |
| Construction | 1 | 0 | 1 | 7 | 9 | 1 | 39 | 2 | 59 | 2% | 12% | 15% | 2% | 66% | 3% |
| Contract/Commer | 0 | 6 | 6 | 100 | 96 | 105 | 470 | 18 | 795 | 1% | 13% | 12% | 13% | 59% | 2% |
| Employment | 0 | 0 | 0 | 1 | 2 | 0 | 23 | 0 | 26 | 0% | 4% | 8% | 0% | 88% | 0% |
| Lieu of P. Writ | 0 | 0 | 0 | 1 | 4 | 0 | 36 | 1 | 42 | 0% | 2% | 10% | 0% | 86% | 2% |
| Medical Malprac | 0 | 0 | 0 | 3 | 11 | 0 | 93 | 6 | 113 | 0% | 3% | 10% | 0% | 82% | 5% |
| Name Change | 0 | 0 | 0 | 0 | 0 | 0 | 27 | 317 | 344 | 0% | 0% | 0% | 0% | 8% | 92% |
| Other Insurance | 0 | 0 | 0 | 4 | 1 | 3 | 46 | 2 | 56 | 0% | 7% | 2% | 5% | 82% | 4% |
| Other MCL | 0 | 0 | 0 | 0 | 0 | 0 | 0 | 0 | 0 | 0% | 0% | 0% | 0% | 0% | 0% |
| Other Track 1 | 0 | 2 | 2 | 28 | 40 | 14 | 263 | 36 | 383 | 1% | 7% | 10% | 4% | 69% | 9% |
| Other Track 3 | 0 | 0 | 0 | 0 | 20 | 0 | 154 | 29 | 203 | 0% | 0% | 10% | 0% | 76% | 14% |
| Other Track 4 | 0 | 0 | 0 | 7 | 4 | 2 | 11 | 1 | 25 | 0% | 28% | 16% | 8% | 44% | 4% |
| Personal Injury | 2 | 0 | 2 | 32 | 323 | 3 | 1,144 | 91 | 1,595 | 0% | 2% | 20% | 0% | 72% | 6% |
| Prod Liability | 0 | 0 | 0 | 0 | 1 | 0 | 16 | 3 | 20 | 0% | 0% | 5% | 0% | 80% | 15% |
| Prof Malpractic | 0 | 0 | 0 | 0 | 5 | 0 | 27 | 3 | 35 | 0% | 0% | 14% | 0% | 77% | 9% |
| PIP Coverage | 0 | 0 | 0 | 0 | 4 | 0 | 27 | 1 | 32 | 0% | 0% | 13% | 0% | 84% | 3% |
| Real Property | 0 | 0 | 0 | 4 | 2 | 1 | 35 | 2 | 44 | 0% | 9% | 5% | 2% | 80% | 5% |
| Tort Other | 0 | 0 | 0 | 9 | 23 | 7 | 184 | 6 | 229 | 0% | 4% | 10% | 3% | 80% | 3% |
| Toxic Tort | 0 | 0 | 0 | 0 | 2 | 0 | 1 | 1 | 4 | 0% | 0% | 50% | 0% | 25% | 25% |
| UM/UM Bod Inj | 3 | 0 | 3 | 3 | 52 | 10 | 209 | 2 | 279 | 1% | 1% | 19% | 4% | 75% | 1% |
| Total | 27 | 10 | 37 | 485 | 1,515 | 506 | 7,199 | 707 | 10,449 | 0% | 5% | 14% | 5% | 69% | 7% |

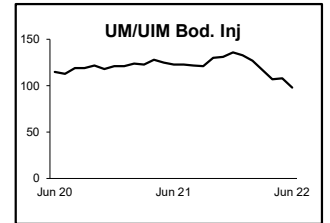
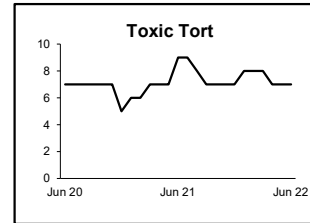
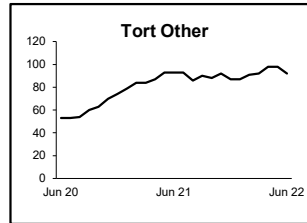
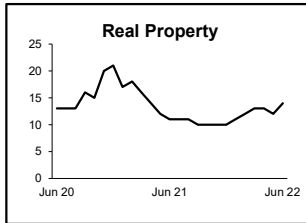
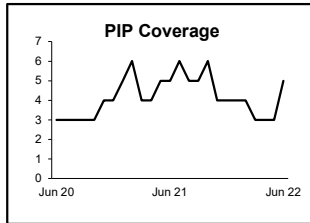
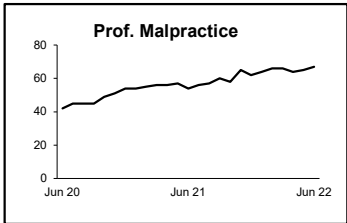
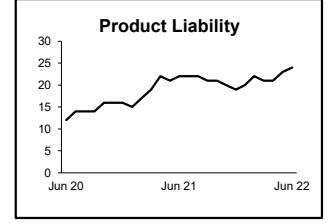
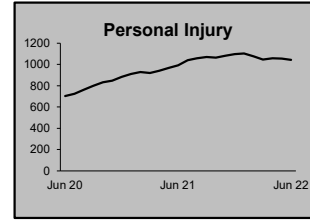
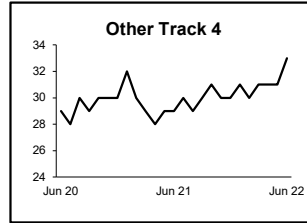
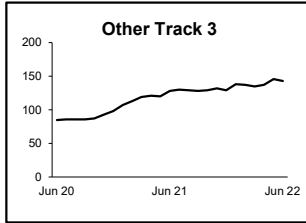
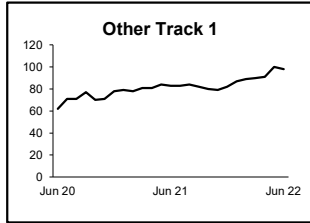
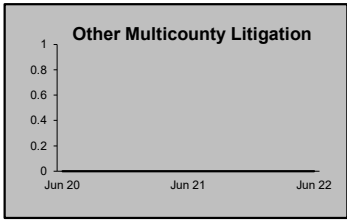
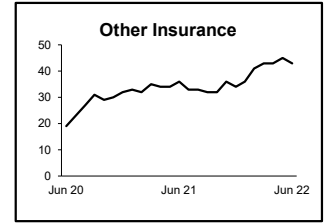
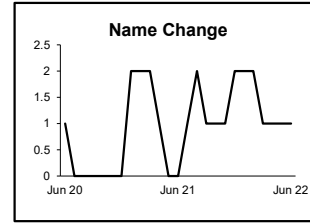
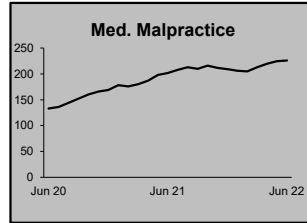
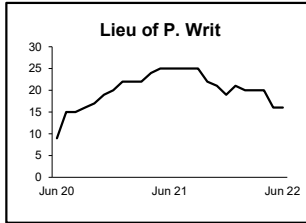
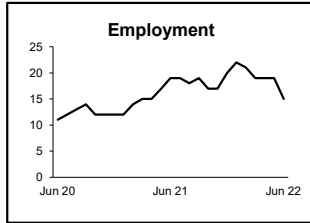
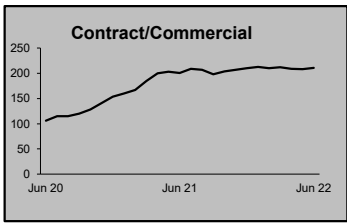
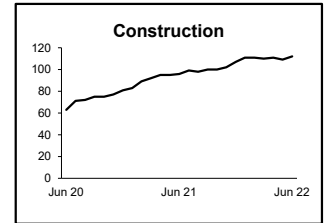
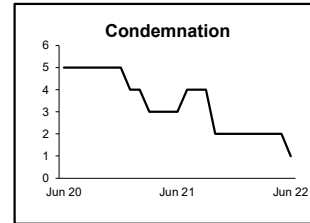
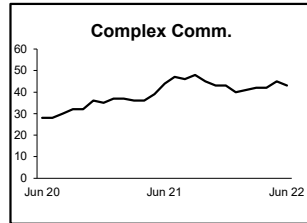
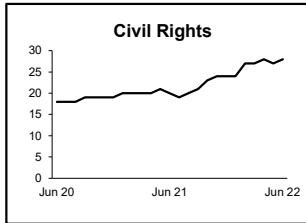
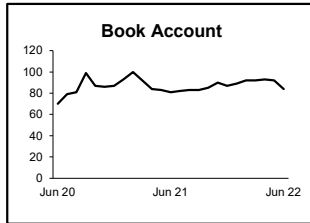
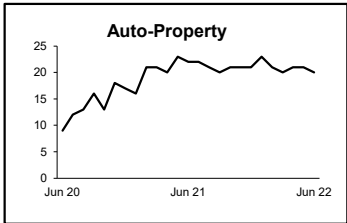
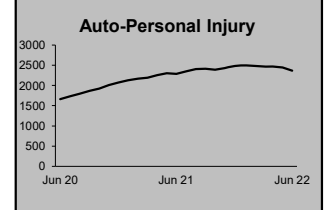
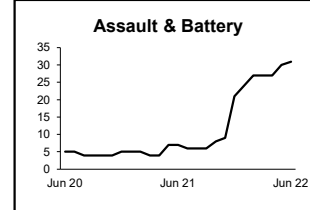
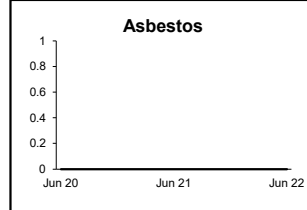
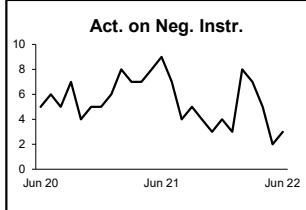
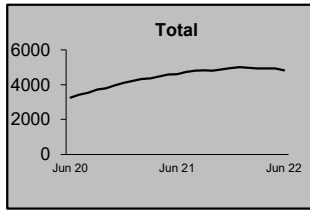
Monthly Resolutions



NOTE: Some Multicounty Litigation (MCL) cases were transferred in November 2014: Atlantic to Bergen = 8,935; Atlantic to Middlesex = 4,070.

**CIVIL BACKLOG BY CASETYPE
JUNE 2022
ESSEX**

| | Total | Backlog | % chg |
|--------|--------------|----------------|--------------|
| Jun 20 | | 3,270 | |
| Jun 21 | | 4,602 | 41% |
| Jun 22 | | 4,827 | 5% |



- 1) Casetypes with the state's largest backlogs are highlighted.
- 2) Some Multicounty Litigation (MCL) cases were transferred in November 2014: Atlantic to Bergen = 8,935; Atlantic to Middlesex = 4,070.

**CIVIL CASELOAD SUMMARY BY CASETYPE
JULY 2021 - JUNE 2022
GLOUCESTER**

| | Filings | | | Resolutions | | | Clearance | | Backlog | | | Backlog Percent | | Backlog Per 100 Monthly Filings | | Active Pending | | |
|-----------------|----------------------|----------------------|----------------|----------------------|----------------------|----------------|---------------------|-------------|------------|------------|----------------|-----------------|------------|---------------------------------|------------|----------------|--------------|----------------|
| | Jul 2020 to Jun 2021 | Jul 2021 to Jun 2022 | percent change | Jul 2020 to Jun 2021 | Jul 2021 to Jun 2022 | percent change | Jul 2021 - Jun 2022 | | Jun 2021 | Jun 2022 | percent change | Jun 2021 | Jun 2022 | Jun 2021 | Jun 2022 | Jun 2021 | Jun 2022 | percent change |
| | number | percent | | | | | | | | | | | | | | | | |
| Act on Neg Inst | 2 | 2 | 0% | 5 | 2 | -60% | 0 | 100% | 0 | 0 | 0% | 0% | 0% | 0 | 0 | 1 | 1 | 0% |
| Asbestos | 0 | 0 | 0% | 0 | 0 | 0% | 0 | 100% | 0 | 0 | 0% | 0% | 0% | 0 | 0 | 0 | 0 | 0% |
| Assault & Bat | 3 | 5 | 67% | 3 | 2 | -33% | -3 | 40% | 0 | 0 | 0% | 0% | 0% | 0 | 0 | 1 | 4 | 300% |
| Auto - Pers Inj | 415 | 384 | -7% | 433 | 450 | 4% | 66 | 117% | 103 | 90 | -13% | 20% | 20% | 298 | 281 | 517 | 456 | -12% |
| Auto - Property | 23 | 19 | -17% | 29 | 19 | -34% | 0 | 100% | 1 | 3 | 200% | 6% | 17% | 52 | 189 | 18 | 18 | 0% |
| Book Account | 211 | 203 | -4% | 186 | 256 | 38% | 53 | 126% | 16 | 4 | -75% | 12% | 5% | 91 | 24 | 129 | 77 | -40% |
| Civil Rights | 11 | 11 | 0% | 8 | 10 | 25% | -1 | 91% | 1 | 2 | 100% | 9% | 17% | 109 | 218 | 11 | 12 | 9% |
| Complex Comm | 7 | 2 | -71% | 3 | 4 | 33% | 2 | 200% | 3 | 1 | -67% | 38% | 17% | 514 | 600 | 8 | 6 | -25% |
| Condemnation | 4 | 4 | 0% | 3 | 2 | -33% | -2 | 50% | 0 | 0 | 0% | 0% | 0% | 0 | 0 | 2 | 4 | 100% |
| Construction | 10 | 11 | 10% | 8 | 11 | 38% | 0 | 100% | 4 | 2 | -50% | 36% | 18% | 480 | 218 | 11 | 11 | 0% |
| Contract/Comm | 223 | 206 | -8% | 208 | 229 | 10% | 23 | 111% | 17 | 11 | -35% | 10% | 7% | 91 | 64 | 169 | 148 | -12% |
| Employment | 8 | 11 | 38% | 6 | 10 | 67% | -1 | 91% | 2 | 0 | -100% | 22% | 0% | 300 | 0 | 9 | 10 | 11% |
| Lieu of P. Writ | 10 | 9 | -10% | 14 | 14 | 0% | 5 | 156% | 0 | 0 | 0% | 0% | 0% | 0 | 0 | 9 | 4 | -56% |
| Medical Malprac | 25 | 22 | -12% | 21 | 28 | 33% | 6 | 127% | 20 | 21 | 5% | 34% | 40% | 960 | 1,145 | 59 | 53 | -10% |
| Name Change | 57 | 103 | 81% | 48 | 100 | 108% | -3 | 97% | 0 | 0 | 0% | 0% | 0% | 0 | 0 | 13 | 16 | 23% |
| Other Insurance | 15 | 15 | 0% | 11 | 17 | 55% | 2 | 113% | 2 | 3 | 50% | 17% | 27% | 160 | 240 | 12 | 11 | -8% |
| Other MCL | 0 | 0 | 0% | 0 | 0 | 0% | 0 | 100% | 0 | 0 | 0% | 0% | 0% | 0 | 0 | 0 | 0 | 0% |
| Other Track 1 | 145 | 133 | -8% | 140 | 141 | 1% | 8 | 106% | 9 | 7 | -22% | 13% | 12% | 74 | 63 | 68 | 57 | -16% |
| Other Track 3 | 80 | 57 | -29% | 72 | 82 | 14% | 25 | 144% | 10 | 9 | -10% | 11% | 13% | 150 | 189 | 95 | 72 | -24% |
| Other Track 4 | 10 | 4 | -60% | 9 | 8 | -11% | 4 | 200% | 15 | 13 | -13% | 65% | 68% | 1,800 | 3,900 | 23 | 19 | -17% |
| Personal Injury | 188 | 200 | 6% | 213 | 196 | -8% | -4 | 98% | 56 | 44 | -21% | 23% | 18% | 357 | 264 | 241 | 239 | -1% |
| Prod Liability | 6 | 8 | 33% | 7 | 4 | -43% | -4 | 50% | 1 | 2 | 100% | 17% | 20% | 200 | 300 | 6 | 10 | 67% |
| Prof Malpractic | 10 | 13 | 30% | 12 | 25 | 108% | 12 | 192% | 7 | 8 | 14% | 21% | 31% | 840 | 738 | 34 | 26 | -24% |
| PIP Coverage | 4 | 8 | 100% | 7 | 8 | 14% | 0 | 100% | 1 | 0 | -100% | 50% | 0% | 300 | 0 | 2 | 2 | 0% |
| Real Property | 10 | 14 | 40% | 5 | 8 | 60% | -6 | 57% | 0 | 2 | | 0% | 17% | 0 | 171 | 6 | 12 | 100% |
| Tort Other | 39 | 43 | 10% | 38 | 39 | 3% | -4 | 91% | 3 | 8 | 167% | 8% | 20% | 92 | 223 | 39 | 41 | 5% |
| Toxic Tort | 1 | 0 | -100% | 0 | 1 | | 1 | 100% | 0 | 0 | 0% | 0% | 0% | 0 | 0 | 1 | 0 | -100% |
| UM/UIM Bod Inj | 37 | 33 | -11% | 41 | 46 | 12% | 13 | 139% | 12 | 5 | -58% | 22% | 12% | 389 | 182 | 54 | 42 | -22% |
| Total | 1,554 | 1,520 | -2% | 1,530 | 1,712 | 12% | 192 | 113% | 283 | 235 | -17% | 18% | 17% | 219 | 186 | 1,538 | 1,351 | -12% |

NOTE: Some Multicounty Litigation (MCL) cases were transferred in November 2014: Atlantic to Bergen = 8,935; Atlantic to Middlesex = 4,070.

CIVIL BACKLOG SUMMARY BY CASETYPE

June 2022

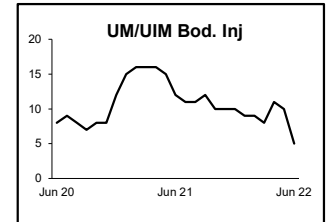
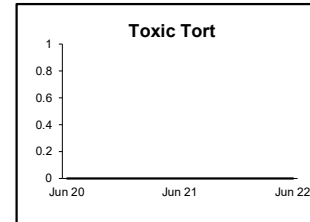
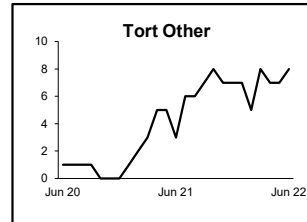
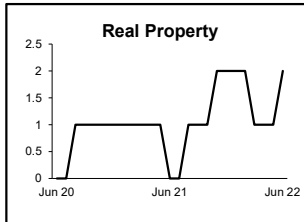
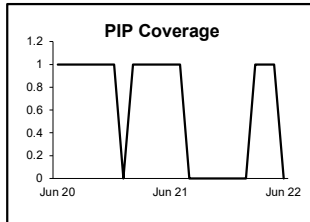
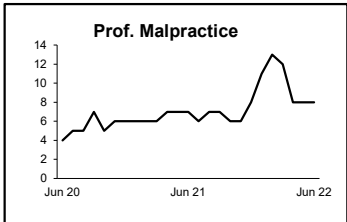
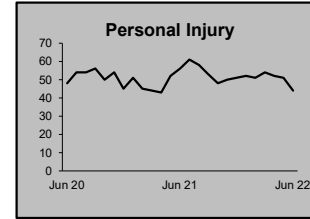
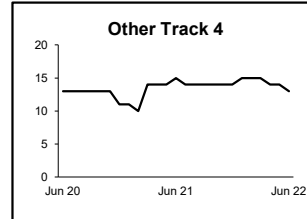
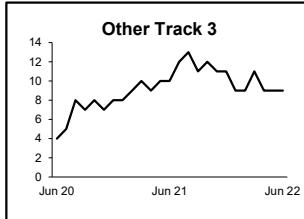
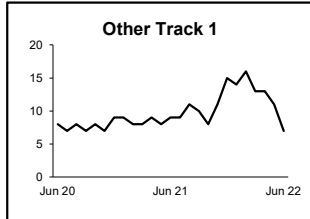
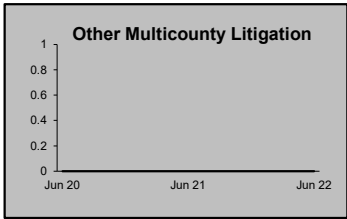
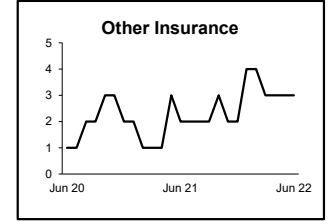
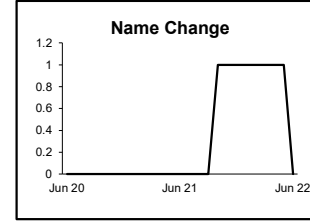
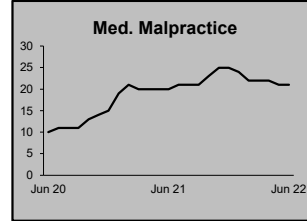
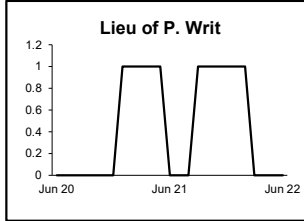
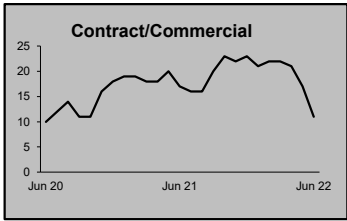
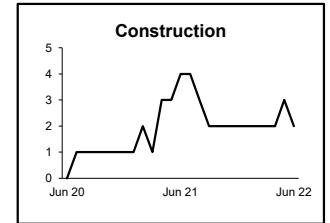
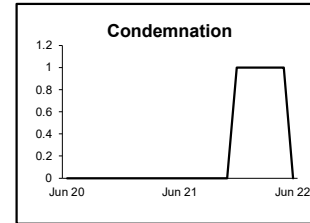
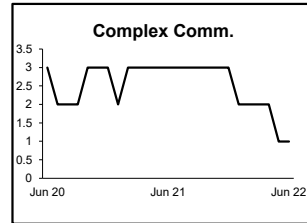
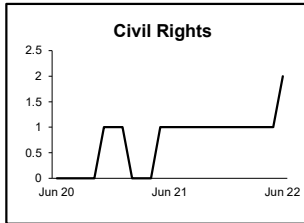
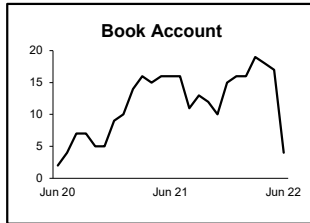
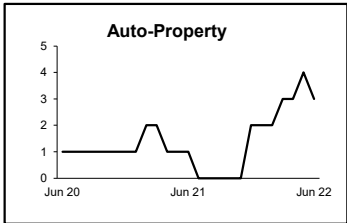
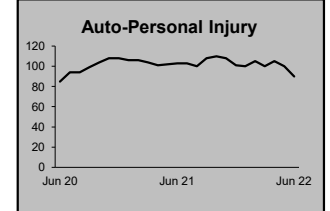
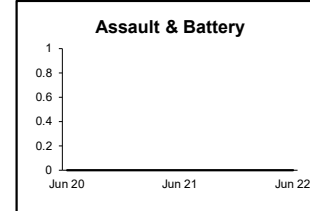
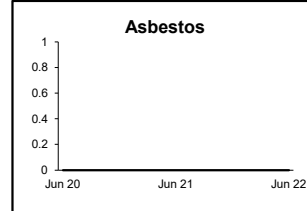
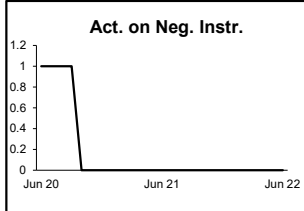
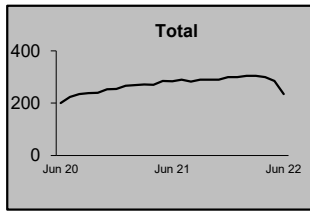
GLOUCESTER

| | Cases in Backlog | | | | | | | | | | | | | | | |
|-----------------|-------------------------|-----------------|-----------------|----------------|---------------|-----------------|-----------------|----------------|---------------|-----------------|----------------|---------------|-----------------|----------------|---------------|---------------|
| | Track 1 | | | | | Track 2 | | | | Track 3 | | | Track 4 | | | Total Backlog |
| | 12 to 18 months | 18 to 24 months | 24 to 36 months | over 36 months | Total Track 1 | 18 to 24 months | 24 to 36 months | over 36 months | Total Track 2 | 24 to 36 months | over 36 months | Total Track 3 | 24 to 36 months | over 36 months | Total Track 4 | |
| Act on Neg Inst | 0 | 0 | 0 | 0 | 0 | 0 | 0 | 0 | 0 | 0 | 0 | 0 | 0 | 0 | 0 | 0 |
| Asbestos | 0 | 0 | 0 | 0 | 0 | 0 | 0 | 0 | 0 | 0 | 0 | 0 | 0 | 0 | 0 | 0 |
| Assault & Bat | 0 | 0 | 0 | 0 | 0 | 0 | 0 | 0 | 0 | 0 | 0 | 0 | 0 | 0 | 0 | 0 |
| Auto - Pers Inj | 0 | 0 | 0 | 0 | 0 | 55 | 27 | 8 | 90 | 0 | 0 | 0 | 0 | 0 | 0 | 90 |
| Auto - Property | 0 | 0 | 0 | 0 | 0 | 3 | 0 | 0 | 3 | 0 | 0 | 0 | 0 | 0 | 0 | 3 |
| Book Account | 2 | 1 | 1 | 0 | 4 | 0 | 0 | 0 | 0 | 0 | 0 | 0 | 0 | 0 | 0 | 4 |
| Civil Rights | 0 | 0 | 0 | 0 | 0 | 0 | 0 | 0 | 0 | 1 | 1 | 2 | 0 | 0 | 0 | 2 |
| Complex Comm | 0 | 0 | 0 | 0 | 0 | 0 | 0 | 0 | 0 | 0 | 0 | 0 | 0 | 1 | 1 | 1 |
| Condemnation | 0 | 0 | 0 | 0 | 0 | 0 | 0 | 0 | 0 | 0 | 0 | 0 | 0 | 0 | 0 | 0 |
| Construction | 0 | 0 | 0 | 0 | 0 | 1 | 1 | 0 | 2 | 0 | 0 | 0 | 0 | 0 | 0 | 2 |
| Contract/Comm | 0 | 0 | 0 | 0 | 0 | 4 | 4 | 3 | 11 | 0 | 0 | 0 | 0 | 0 | 0 | 11 |
| Employment | 0 | 0 | 0 | 0 | 0 | 0 | 0 | 0 | 0 | 0 | 0 | 0 | 0 | 0 | 0 | 0 |
| Lieu of P. Writ | 0 | 0 | 0 | 0 | 0 | 0 | 0 | 0 | 0 | 0 | 0 | 0 | 0 | 0 | 0 | 0 |
| Medical Malprac | 0 | 0 | 0 | 0 | 0 | 0 | 0 | 0 | 0 | 12 | 9 | 21 | 0 | 0 | 0 | 21 |
| Name Change | 0 | 0 | 0 | 0 | 0 | 0 | 0 | 0 | 0 | 0 | 0 | 0 | 0 | 0 | 0 | 0 |
| Other Insurance | 2 | 1 | 0 | 0 | 3 | 0 | 0 | 0 | 0 | 0 | 0 | 0 | 0 | 0 | 0 | 3 |
| Other MCL | 0 | 0 | 0 | 0 | 0 | 0 | 0 | 0 | 0 | 0 | 0 | 0 | 0 | 0 | 0 | 0 |
| Other Track 1 | 2 | 2 | 1 | 1 | 6 | 0 | 0 | 0 | 0 | 1 | 0 | 1 | 0 | 0 | 0 | 7 |
| Other Track 3 | 0 | 0 | 0 | 0 | 0 | 0 | 0 | 0 | 0 | 5 | 4 | 9 | 0 | 0 | 0 | 9 |
| Other Track 4 | 0 | 0 | 0 | 0 | 0 | 0 | 0 | 0 | 0 | 0 | 0 | 0 | 0 | 13 | 13 | 13 |
| Personal Injury | 0 | 0 | 0 | 0 | 0 | 25 | 14 | 3 | 42 | 2 | 0 | 2 | 0 | 0 | 0 | 44 |
| Prod Liability | 0 | 0 | 0 | 0 | 0 | 0 | 0 | 0 | 0 | 1 | 1 | 2 | 0 | 0 | 0 | 2 |
| Prof Malpractic | 0 | 0 | 0 | 0 | 0 | 0 | 0 | 0 | 0 | 7 | 1 | 8 | 0 | 0 | 0 | 8 |
| PIP Coverage | 0 | 0 | 0 | 0 | 0 | 0 | 0 | 0 | 0 | 0 | 0 | 0 | 0 | 0 | 0 | 0 |
| Real Property | 1 | 0 | 0 | 0 | 1 | 0 | 0 | 0 | 0 | 1 | 0 | 1 | 0 | 0 | 0 | 2 |
| Tort Other | 0 | 0 | 0 | 0 | 0 | 5 | 3 | 0 | 8 | 0 | 0 | 0 | 0 | 0 | 0 | 8 |
| Toxic Tort | 0 | 0 | 0 | 0 | 0 | 0 | 0 | 0 | 0 | 0 | 0 | 0 | 0 | 0 | 0 | 0 |
| UM/UIM Bod Inj | 0 | 0 | 0 | 0 | 0 | 3 | 2 | 0 | 5 | 0 | 0 | 0 | 0 | 0 | 0 | 5 |
| Total | 7 | 4 | 2 | 1 | 14 | 96 | 51 | 14 | 161 | 30 | 16 | 46 | 0 | 14 | 14 | 235 |

NOTE: Some Multicounty Litigation (MCL) cases were transferred in November 2014: Atlantic to Bergen = 8,935; Atlantic to Middlesex = 4,070.

**CIVIL BACKLOG BY CASETYPE
JUNE 2022
GLOUCESTER**

| | Total | |
|--------|----------------|--------------|
| | Backlog | % chg |
| Jun 20 | 201 | |
| Jun 21 | 283 | 41% |
| Jun 22 | 235 | -17% |



- 1) Casetypes with the state's largest backlogs are highlighted.
- 2) Some Multicounty Litigation (MCL) cases were transferred in November 2014: Atlantic to Bergen = 8,935; Atlantic to Middlesex = 4,070.

CIVIL CASELOAD SUMMARY BY CASETYPE
JULY 2021 - JUNE 2022
HUDSON

| | Filings | | | Resolutions | | | Clearance | | Backlog | | | Backlog Percent | | Backlog Per 100 Monthly Filings | | Active Pending | | |
|-----------------|----------------------|----------------------|----------------|----------------------|----------------------|----------------|---------------------|-------------|--------------|--------------|----------------|-----------------|------------|---------------------------------|------------|----------------|--------------|----------------|
| | Jul 2020 to Jun 2021 | Jul 2021 to Jun 2022 | percent change | Jul 2020 to Jun 2021 | Jul 2021 to Jun 2022 | percent change | Jul 2021 - Jun 2022 | | Jun 2021 | Jun 2022 | percent change | Jun 2021 | Jun 2022 | Jun 2021 | Jun 2022 | Jun 2021 | Jun 2022 | percent change |
| | | | | | | | number | percent | | | | | | | | | | |
| Act on Neg Inst | 5 | 5 | 0% | 10 | 8 | -20% | 3 | 160% | 1 | 0 | -100% | 25% | 0% | 240 | 0 | 4 | 1 | -75% |
| Asbestos | 0 | 0 | 0% | 0 | 0 | 0% | 0 | 100% | 0 | 0 | 0% | 0% | 0% | 0 | 0 | 0 | 0 | 0% |
| Assault & Bat | 22 | 26 | 18% | 22 | 19 | -14% | -7 | 73% | 5 | 2 | -60% | 17% | 5% | 273 | 92 | 29 | 38 | 31% |
| Auto - Pers Inj | 2,242 | 1,942 | -13% | 2,125 | 2,318 | 9% | 376 | 119% | 751 | 748 | 0% | 25% | 29% | 402 | 462 | 2,981 | 2,596 | -13% |
| Auto - Property | 80 | 71 | -11% | 81 | 73 | -10% | 2 | 103% | 3 | 8 | 167% | 5% | 14% | 45 | 135 | 59 | 56 | -5% |
| Book Account | 679 | 599 | -12% | 571 | 681 | 19% | 82 | 114% | 23 | 46 | 100% | 6% | 15% | 41 | 92 | 401 | 317 | -21% |
| Civil Rights | 14 | 11 | -21% | 10 | 9 | -10% | -2 | 82% | 6 | 7 | 17% | 43% | 41% | 514 | 764 | 14 | 17 | 21% |
| Complex Comm | 18 | 18 | 0% | 12 | 20 | 67% | 2 | 111% | 10 | 9 | -10% | 36% | 33% | 667 | 600 | 28 | 27 | -4% |
| Condemnation | 5 | 8 | 60% | 2 | 2 | 0% | -6 | 25% | 4 | 7 | 75% | 36% | 41% | 960 | 1,050 | 11 | 17 | 55% |
| Construction | 27 | 16 | -41% | 36 | 27 | -25% | 11 | 169% | 18 | 14 | -22% | 50% | 56% | 800 | 1,050 | 36 | 25 | -31% |
| Contract/Comm | 654 | 554 | -15% | 573 | 626 | 9% | 72 | 113% | 80 | 91 | 14% | 14% | 19% | 147 | 197 | 553 | 482 | -13% |
| Employment | 17 | 5 | -71% | 18 | 10 | -44% | 5 | 200% | 5 | 5 | 0% | 33% | 50% | 353 | 1,200 | 15 | 10 | -33% |
| Lieu of P. Writ | 54 | 43 | -20% | 39 | 40 | 3% | -3 | 93% | 11 | 18 | 64% | 18% | 29% | 244 | 502 | 61 | 63 | 3% |
| Medical Malprac | 47 | 36 | -23% | 24 | 41 | 71% | 5 | 114% | 27 | 36 | 33% | 27% | 38% | 689 | 1,200 | 101 | 96 | -5% |
| Name Change | 135 | 202 | 50% | 118 | 220 | 86% | 18 | 109% | 0 | 0 | 0% | 0% | 0% | 0 | 0 | 32 | 14 | -56% |
| Other Insurance | 35 | 32 | -9% | 32 | 34 | 6% | 2 | 106% | 10 | 13 | 30% | 31% | 45% | 343 | 488 | 32 | 29 | -9% |
| Other MCL | 0 | 0 | 0% | 0 | 0 | 0% | 0 | 100% | 0 | 0 | 0% | 0% | 0% | 0 | 0 | 0 | 0 | 0% |
| Other Track 1 | 257 | 295 | 15% | 176 | 314 | 78% | 19 | 106% | 30 | 53 | 77% | 17% | 34% | 140 | 216 | 177 | 156 | -12% |
| Other Track 3 | 113 | 102 | -10% | 104 | 97 | -7% | -5 | 95% | 37 | 40 | 8% | 24% | 25% | 393 | 471 | 153 | 159 | 4% |
| Other Track 4 | 19 | 12 | -37% | 13 | 17 | 31% | 5 | 142% | 19 | 22 | 16% | 42% | 54% | 1,200 | 2,200 | 45 | 41 | -9% |
| Personal Injury | 734 | 705 | -4% | 750 | 774 | 3% | 69 | 110% | 370 | 354 | -4% | 31% | 32% | 605 | 603 | 1,175 | 1,095 | -7% |
| Prod Liability | 10 | 15 | 50% | 11 | 13 | 18% | -2 | 87% | 3 | 4 | 33% | 19% | 21% | 360 | 320 | 16 | 19 | 19% |
| Prof Malpractic | 16 | 21 | 31% | 17 | 19 | 12% | -2 | 90% | 13 | 25 | 92% | 30% | 50% | 975 | 1,429 | 43 | 50 | 16% |
| PIP Coverage | 22 | 17 | -23% | 17 | 24 | 41% | 7 | 141% | 4 | 3 | -25% | 24% | 30% | 218 | 212 | 17 | 10 | -41% |
| Real Property | 30 | 24 | -20% | 17 | 22 | 29% | -2 | 92% | 7 | 10 | 43% | 32% | 42% | 280 | 500 | 22 | 24 | 9% |
| Tort Other | 134 | 149 | 11% | 164 | 141 | -14% | -8 | 95% | 59 | 54 | -8% | 35% | 31% | 528 | 435 | 170 | 174 | 2% |
| Toxic Tort | 1 | 2 | 100% | 1 | 1 | 0% | -1 | 50% | 0 | 0 | 0% | 0% | 0% | 0 | 0 | 1 | 2 | 100% |
| UM/UM Bod Inj | 103 | 87 | -16% | 107 | 100 | -7% | 13 | 115% | 36 | 28 | -22% | 30% | 26% | 419 | 386 | 122 | 108 | -11% |
| Total | 5,473 | 4,997 | -9% | 5,050 | 5,650 | 12% | 653 | 113% | 1,532 | 1,597 | 4% | 24% | 28% | 336 | 384 | 6,298 | 5,626 | -11% |

NOTE: Some Multicounty Litigation (MCL) cases were transferred in November 2014: Atlantic to Bergen = 8,935; Atlantic to Middlesex = 4,070.

CIVIL BACKLOG SUMMARY BY CASETYPE

June 2022

HUDSON

| | Cases in Backlog | | | | | | | | | | | | | | | |
|-----------------|------------------|-----------------|-----------------|----------------|---------------|-----------------|-----------------|----------------|---------------|-----------------|----------------|---------------|-----------------|----------------|---------------|---------------|
| | Track 1 | | | | | Track 2 | | | | Track 3 | | | Track 4 | | | Total Backlog |
| | 12 to 18 months | 18 to 24 months | 24 to 36 months | over 36 months | Total Track 1 | 18 to 24 months | 24 to 36 months | over 36 months | Total Track 2 | 24 to 36 months | over 36 months | Total Track 3 | 24 to 36 months | over 36 months | Total Track 4 | |
| Act on Neg Inst | 0 | 0 | 0 | 0 | 0 | 0 | 0 | 0 | 0 | 0 | 0 | 0 | 0 | 0 | 0 | 0 |
| Asbestos | 0 | 0 | 0 | 0 | 0 | 0 | 0 | 0 | 0 | 0 | 0 | 0 | 0 | 0 | 0 | 0 |
| Assault & Bat | 0 | 0 | 0 | 0 | 0 | 0 | 0 | 0 | 0 | 2 | 0 | 2 | 0 | 0 | 0 | 2 |
| Auto - Pers Inj | 0 | 0 | 0 | 0 | 0 | 338 | 299 | 111 | 748 | 0 | 0 | 0 | 0 | 0 | 0 | 748 |
| Auto - Property | 0 | 0 | 0 | 0 | 0 | 3 | 4 | 1 | 8 | 0 | 0 | 0 | 0 | 0 | 0 | 8 |
| Book Account | 27 | 8 | 9 | 1 | 45 | 0 | 0 | 0 | 0 | 0 | 0 | 0 | 0 | 1 | 1 | 46 |
| Civil Rights | 0 | 0 | 0 | 0 | 0 | 0 | 0 | 0 | 0 | 2 | 5 | 7 | 0 | 0 | 0 | 7 |
| Complex Comm | 0 | 0 | 0 | 0 | 0 | 0 | 0 | 0 | 0 | 0 | 0 | 0 | 4 | 5 | 9 | 9 |
| Condemnation | 0 | 0 | 0 | 0 | 0 | 0 | 0 | 0 | 0 | 3 | 4 | 7 | 0 | 0 | 0 | 7 |
| Construction | 0 | 0 | 0 | 0 | 0 | 1 | 7 | 5 | 13 | 1 | 0 | 1 | 0 | 0 | 0 | 14 |
| Contract/Comme | 0 | 0 | 0 | 0 | 0 | 30 | 35 | 25 | 90 | 0 | 1 | 1 | 0 | 0 | 0 | 91 |
| Employment | 0 | 0 | 0 | 0 | 0 | 2 | 0 | 3 | 5 | 0 | 0 | 0 | 0 | 0 | 0 | 5 |
| Lieu of P. Writ | 0 | 0 | 0 | 0 | 0 | 0 | 0 | 0 | 0 | 0 | 0 | 0 | 8 | 10 | 18 | 18 |
| Medical Malprac | 0 | 0 | 0 | 0 | 0 | 0 | 0 | 0 | 0 | 22 | 14 | 36 | 0 | 0 | 0 | 36 |
| Name Change | 0 | 0 | 0 | 0 | 0 | 0 | 0 | 0 | 0 | 0 | 0 | 0 | 0 | 0 | 0 | 0 |
| Other Insurance | 6 | 5 | 1 | 1 | 13 | 0 | 0 | 0 | 0 | 0 | 0 | 0 | 0 | 0 | 0 | 13 |
| Other MCL | 0 | 0 | 0 | 0 | 0 | 0 | 0 | 0 | 0 | 0 | 0 | 0 | 0 | 0 | 0 | 0 |
| Other Track 1 | 21 | 11 | 13 | 5 | 50 | 2 | 1 | 0 | 3 | 0 | 0 | 0 | 0 | 0 | 0 | 53 |
| Other Track 3 | 0 | 0 | 0 | 0 | 0 | 0 | 0 | 0 | 0 | 23 | 17 | 40 | 0 | 0 | 0 | 40 |
| Other Track 4 | 0 | 0 | 0 | 0 | 0 | 0 | 0 | 0 | 0 | 0 | 0 | 0 | 8 | 14 | 22 | 22 |
| Personal Injury | 0 | 0 | 0 | 0 | 0 | 137 | 157 | 60 | 354 | 0 | 0 | 0 | 0 | 0 | 0 | 354 |
| Prod Liability | 0 | 0 | 0 | 0 | 0 | 0 | 0 | 0 | 0 | 2 | 2 | 4 | 0 | 0 | 0 | 4 |
| Prof Malpractic | 0 | 0 | 0 | 0 | 0 | 0 | 0 | 0 | 0 | 13 | 12 | 25 | 0 | 0 | 0 | 25 |
| PIP Coverage | 1 | 2 | 0 | 0 | 3 | 0 | 0 | 0 | 0 | 0 | 0 | 0 | 0 | 0 | 0 | 3 |
| Real Property | 4 | 3 | 2 | 1 | 10 | 0 | 0 | 0 | 0 | 0 | 0 | 0 | 0 | 0 | 0 | 10 |
| Tort Other | 0 | 0 | 0 | 0 | 0 | 13 | 24 | 17 | 54 | 0 | 0 | 0 | 0 | 0 | 0 | 54 |
| Toxic Tort | 0 | 0 | 0 | 0 | 0 | 0 | 0 | 0 | 0 | 0 | 0 | 0 | 0 | 0 | 0 | 0 |
| UM/UIM Bod Inj | 0 | 0 | 0 | 0 | 0 | 10 | 14 | 4 | 28 | 0 | 0 | 0 | 0 | 0 | 0 | 28 |
| Total | 59 | 29 | 25 | 8 | 121 | 536 | 541 | 226 | 1,303 | 68 | 55 | 123 | 20 | 30 | 50 | 1,597 |

NOTE: Some Multicounty Litigation (MCL) cases were transferred in November 2014: Atlantic to Bergen = 8,935; Atlantic to Middlesex = 4,070.

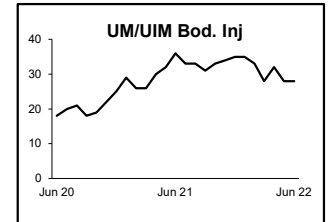
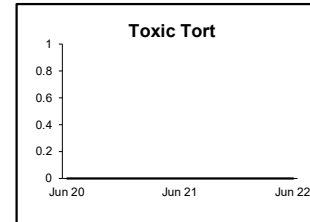
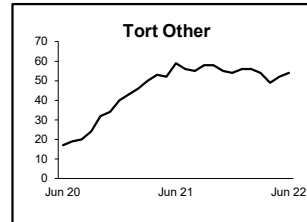
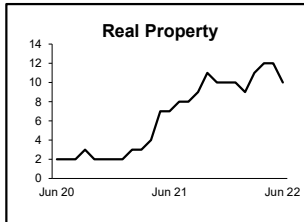
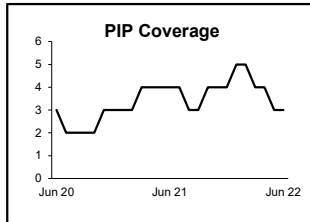
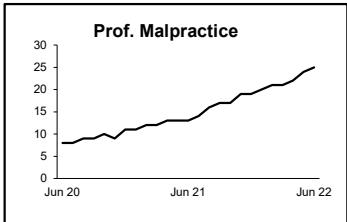
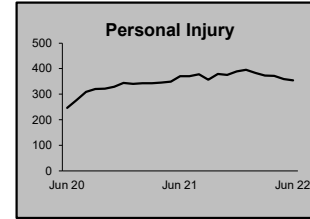
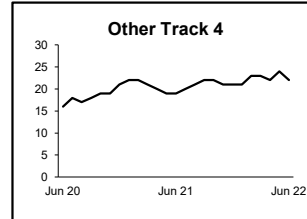
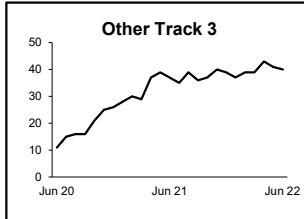
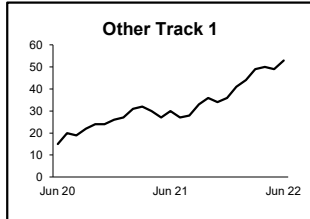
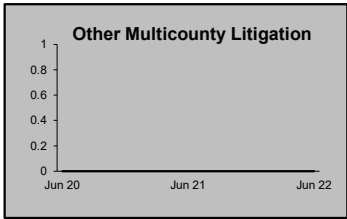
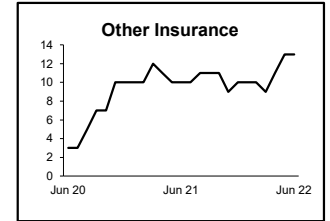
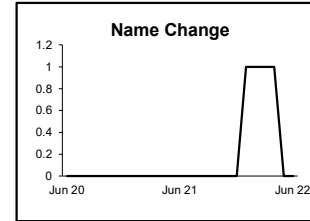
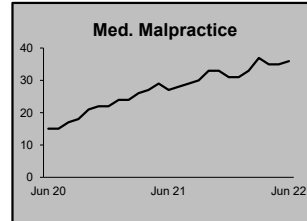
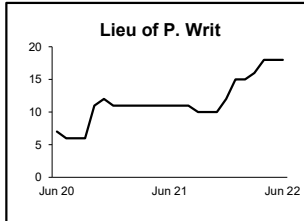
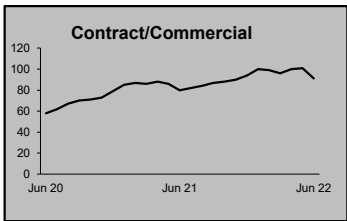
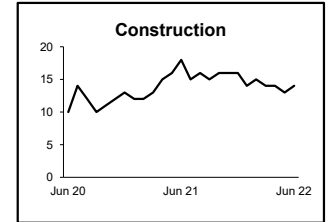
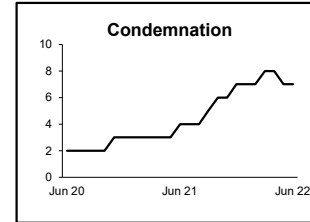
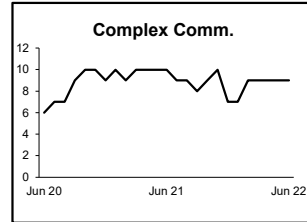
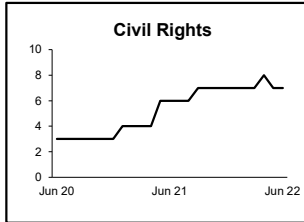
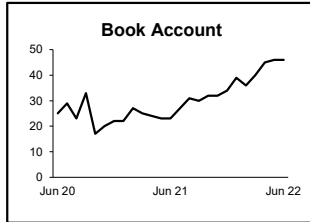
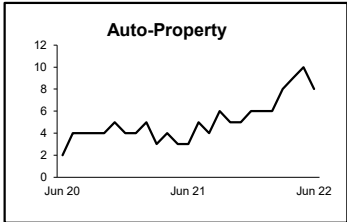
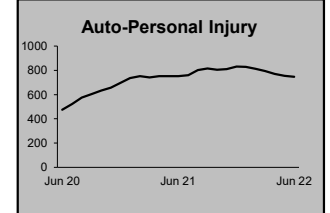
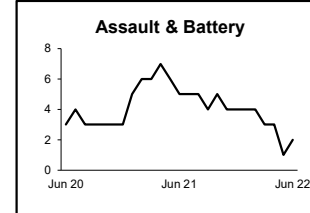
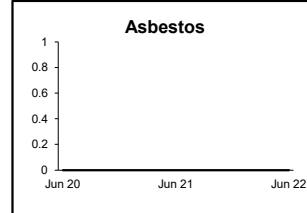
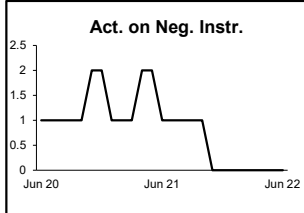
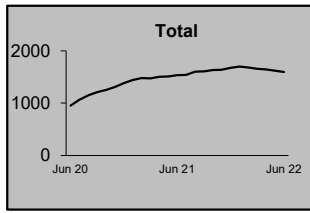
CIVIL RESOLUTION SUMMARY BY CASETYPE
JULY 2021 - JUNE 2022
HUDSON

| | Trial | | | Summary | | | | | Total | Percent resolved by | | | | | | Monthly Resolutions |
|-----------------|-----------|-----------|-----------|------------|--------------|------------------|--------------|------------|--------------|---------------------|-----------|------------|-----------|------------|------------|--|
| | Jury | Nonjury | Total | Judgment | Settlement | Default Judgment | Dismiss | Other | | Trial | Sum Jud | Settle | Default J | Dismiss | Other | |
| Act on Neg Inst | 0 | 0 | 0 | 0 | 4 | 1 | 3 | 0 | 8 | 0% | 0% | 50% | 13% | 38% | 0% | <p>The 'Monthly Resolutions' section contains three line charts. The first chart, 'Trials', shows monthly trial counts (squares) and sum judgments (diamonds) from 2/1/06 to 2/2/06. The second chart, 'Settlements', shows monthly settlement counts (squares) from 2/1/06 to 2/2/06. The third chart, 'Def Judg / Dismiss', shows monthly default judgments (squares) and dismissals (diamonds) from 2/1/06 to 2/2/06.</p> |
| Asbestos | 0 | 0 | 0 | 0 | 0 | 0 | 0 | 0 | 0 | 0% | 0% | 0% | 0% | 0% | 0% | |
| Assault & Bat | 0 | 0 | 0 | 0 | 11 | 1 | 2 | 5 | 19 | 0% | 0% | 58% | 5% | 11% | 26% | |
| Auto - Pers Inj | 17 | 0 | 17 | 19 | 1,622 | 12 | 581 | 67 | 2,318 | 1% | 1% | 70% | 1% | 25% | 3% | |
| Auto - Property | 0 | 0 | 0 | 0 | 22 | 21 | 29 | 1 | 73 | 0% | 0% | 30% | 29% | 40% | 1% | |
| Book Account | 0 | 0 | 0 | 22 | 209 | 227 | 217 | 6 | 681 | 0% | 3% | 31% | 33% | 32% | 1% | |
| Civil Rights | 0 | 0 | 0 | 0 | 3 | 0 | 5 | 1 | 9 | 0% | 0% | 33% | 0% | 56% | 11% | |
| Complex Commer | 0 | 0 | 0 | 2 | 9 | 0 | 5 | 4 | 20 | 0% | 10% | 45% | 0% | 25% | 20% | |
| Condemnation | 1 | 0 | 1 | 0 | 1 | 0 | 0 | 0 | 2 | 50% | 0% | 50% | 0% | 0% | 0% | |
| Construction | 0 | 1 | 1 | 1 | 16 | 2 | 6 | 1 | 27 | 4% | 4% | 59% | 7% | 22% | 4% | |
| Contract/Commer | 2 | 4 | 6 | 26 | 201 | 142 | 227 | 24 | 626 | 1% | 4% | 32% | 23% | 36% | 4% | |
| Employment | 0 | 0 | 0 | 0 | 2 | 1 | 4 | 3 | 10 | 0% | 0% | 20% | 10% | 40% | 30% | |
| Lieu of P. Writ | 0 | 10 | 10 | 1 | 7 | 0 | 18 | 4 | 40 | 25% | 3% | 18% | 0% | 45% | 10% | |
| Medical Malprac | 0 | 0 | 0 | 1 | 25 | 0 | 14 | 1 | 41 | 0% | 2% | 61% | 0% | 34% | 2% | |
| Name Change | 0 | 0 | 0 | 0 | 0 | 0 | 3 | 217 | 220 | 0% | 0% | 0% | 0% | 1% | 99% | |
| Other Insurance | 0 | 0 | 0 | 1 | 17 | 2 | 11 | 3 | 34 | 0% | 3% | 50% | 6% | 32% | 9% | |
| Other MCL | 0 | 0 | 0 | 0 | 0 | 0 | 0 | 0 | 0 | 0% | 0% | 0% | 0% | 0% | 0% | |
| Other Track 1 | 0 | 1 | 1 | 1 | 80 | 27 | 83 | 122 | 314 | 0% | 0% | 25% | 9% | 26% | 39% | |
| Other Track 3 | 0 | 0 | 0 | 9 | 56 | 0 | 17 | 15 | 97 | 0% | 9% | 58% | 0% | 18% | 15% | |
| Other Track 4 | 0 | 0 | 0 | 0 | 7 | 6 | 3 | 1 | 17 | 0% | 0% | 41% | 35% | 18% | 6% | |
| Personal Injury | 3 | 0 | 3 | 36 | 519 | 21 | 144 | 51 | 774 | 0% | 5% | 67% | 3% | 19% | 7% | |
| Prod Liability | 0 | 0 | 0 | 0 | 8 | 0 | 3 | 2 | 13 | 0% | 0% | 62% | 0% | 23% | 15% | |
| Prof Malpractic | 0 | 0 | 0 | 0 | 10 | 0 | 8 | 1 | 19 | 0% | 0% | 53% | 0% | 42% | 5% | |
| PIP Coverage | 0 | 0 | 0 | 0 | 13 | 0 | 10 | 1 | 24 | 0% | 0% | 54% | 0% | 42% | 4% | |
| Real Property | 0 | 0 | 0 | 3 | 10 | 2 | 5 | 2 | 22 | 0% | 14% | 45% | 9% | 23% | 9% | |
| Tort Other | 0 | 1 | 1 | 2 | 69 | 4 | 50 | 15 | 141 | 1% | 1% | 49% | 3% | 35% | 11% | |
| Toxic Tort | 0 | 0 | 0 | 0 | 0 | 0 | 1 | 0 | 1 | 0% | 0% | 0% | 0% | 100% | 0% | |
| UM/UM Bod Inj | 0 | 0 | 0 | 0 | 69 | 4 | 26 | 1 | 100 | 0% | 0% | 69% | 4% | 26% | 1% | |
| Total | 23 | 17 | 40 | 124 | 2,990 | 473 | 1,475 | 548 | 5,650 | 1% | 2% | 53% | 8% | 26% | 10% | |

NOTE: Some Multicounty Litigation (MCL) cases were transferred in November 2014: Atlantic to Bergen = 8,935; Atlantic to Middlesex = 4,070.

**CIVIL BACKLOG BY CASETYPE
JUNE 2022
HUDSON**

| | Total | Backlog | % chg |
|--------|--------------|----------------|--------------|
| Jun 20 | | 955 | |
| Jun 21 | | 1,532 | 60% |
| Jun 22 | | 1,597 | 4% |



- 1) Casetypes with the state's largest backlogs are highlighted.
- 2) Some Multicounty Litigation (MCL) cases were transferred in November 2014: Atlantic to Bergen = 8,935; Atlantic to Middlesex = 4,070.

CIVIL CASELOAD SUMMARY BY CASETYPE
JULY 2021 - JUNE 2022
HUNTERDON

| | Filings | | | Resolutions | | | Clearance | | Backlog | | | Backlog Percent | | Backlog Per 100 Monthly Filings | | Active Pending | | |
|-----------------|----------------------|----------------------|----------------|----------------------|----------------------|----------------|---------------------|------------|------------|------------|----------------|-----------------|------------|---------------------------------|------------|----------------|------------|----------------|
| | Jul 2020 to Jun 2021 | Jul 2021 to Jun 2022 | percent change | Jul 2020 to Jun 2021 | Jul 2021 to Jun 2022 | percent change | Jul 2021 - Jun 2022 | | Jun 2021 | Jun 2022 | percent change | Jun 2021 | Jun 2022 | Jun 2021 | Jun 2022 | Jun 2021 | Jun 2022 | percent change |
| | | | | | | | number | percent | | | | | | | | | | |
| Act on Neg Inst | 1 | 4 | 300% | 2 | 1 | -50% | -3 | 25% | 0 | 0 | 0% | 0% | 0% | 0 | 0 | 0 | 3 | |
| Asbestos | 0 | 0 | 0% | 0 | 0 | 0% | 0 | 100% | 0 | 0 | 0% | 0% | 0% | 0 | 0 | 0 | 0 | 0% |
| Assault & Bat | 3 | 10 | 233% | 0 | 6 | | -4 | 60% | 1 | 1 | 0% | 20% | 9% | 400 | 120 | 5 | 11 | 120% |
| Auto - Pers Inj | 94 | 68 | -28% | 73 | 72 | -1% | 4 | 106% | 37 | 42 | 14% | 31% | 36% | 472 | 741 | 120 | 116 | -3% |
| Auto - Property | 8 | 8 | 0% | 6 | 8 | 33% | 0 | 100% | 0 | 1 | | 0% | 20% | 0 | 150 | 4 | 5 | 25% |
| Book Account | 114 | 134 | 18% | 107 | 137 | 28% | 3 | 102% | 6 | 6 | 0% | 10% | 11% | 63 | 54 | 61 | 56 | -8% |
| Civil Rights | 4 | 15 | 275% | 18 | 6 | -67% | -9 | 40% | 1 | 0 | -100% | 33% | 0% | 300 | 0 | 3 | 13 | 333% |
| Complex Comm | 4 | 0 | -100% | 5 | 2 | -60% | 2 | 100% | 1 | 4 | 300% | 17% | 80% | 300 | | 6 | 5 | -17% |
| Condemnation | 0 | 0 | 0% | 0 | 0 | 0% | 0 | 100% | 0 | 0 | 0% | 0% | 0% | 0 | 0 | 0 | 0 | 0% |
| Construction | 3 | 7 | 133% | 9 | 3 | -67% | -4 | 43% | 1 | 2 | 100% | 25% | 29% | 400 | 343 | 4 | 7 | 75% |
| Contract/Comm | 101 | 99 | -2% | 104 | 93 | -11% | -6 | 94% | 10 | 16 | 60% | 14% | 20% | 119 | 194 | 73 | 79 | 8% |
| Employment | 0 | 1 | | 2 | 1 | -50% | 0 | 100% | 0 | 0 | 0% | 0% | 0% | 0 | 0 | 0 | 0 | 0% |
| Lieu of P. Writ | 6 | 5 | -17% | 11 | 5 | -55% | 0 | 100% | 1 | 1 | 0% | 13% | 13% | 200 | 240 | 8 | 8 | 0% |
| Medical Malprac | 12 | 2 | -83% | 6 | 6 | 0% | 4 | 300% | 14 | 20 | 43% | 44% | 71% | 1,400 | 12,000 | 32 | 28 | -13% |
| Name Change | 53 | 81 | 53% | 35 | 86 | 146% | 5 | 106% | 0 | 0 | 0% | 0% | 0% | 0 | 0 | 20 | 15 | -25% |
| Other Insurance | 13 | 9 | -31% | 9 | 13 | 44% | 4 | 144% | 2 | 2 | 0% | 20% | 40% | 185 | 267 | 10 | 5 | -50% |
| Other MCL | 0 | 0 | 0% | 0 | 0 | 0% | 0 | 100% | 0 | 0 | 0% | 0% | 0% | 0 | 0 | 0 | 0 | 0% |
| Other Track 1 | 47 | 49 | 4% | 28 | 53 | 89% | 4 | 108% | 3 | 1 | -67% | 11% | 5% | 77 | 24 | 28 | 20 | -29% |
| Other Track 3 | 24 | 28 | 17% | 14 | 18 | 29% | -10 | 64% | 7 | 9 | 29% | 23% | 23% | 350 | 386 | 31 | 40 | 29% |
| Other Track 4 | 1 | 0 | -100% | 0 | 2 | | 2 | 100% | 3 | 4 | 33% | 75% | 100% | 3,600 | | 4 | 4 | 0% |
| Personal Injury | 46 | 59 | 28% | 54 | 46 | -15% | -13 | 78% | 20 | 22 | 10% | 29% | 27% | 522 | 447 | 69 | 81 | 17% |
| Prod Liability | 2 | 4 | 100% | 2 | 3 | 50% | -1 | 75% | 0 | 1 | | 0% | 33% | 0 | 300 | 2 | 3 | 50% |
| Prof Malpractic | 10 | 1 | -90% | 8 | 9 | 13% | 8 | 900% | 6 | 6 | 0% | 40% | 50% | 720 | 7,200 | 15 | 12 | -20% |
| PIP Coverage | 12 | 2 | -83% | 9 | 5 | -44% | 3 | 250% | 0 | 0 | 0% | 0% | 0% | 0 | 0 | 3 | 0 | -100% |
| Real Property | 6 | 8 | 33% | 2 | 5 | 150% | -3 | 63% | 0 | 0 | 0% | 0% | 0% | 0 | 0 | 4 | 6 | 50% |
| Tort Other | 17 | 18 | 6% | 15 | 18 | 20% | 0 | 100% | 7 | 6 | -14% | 35% | 29% | 494 | 400 | 20 | 21 | 5% |
| Toxic Tort | 1 | 0 | -100% | 1 | 0 | -100% | 0 | 100% | 0 | 0 | 0% | 0% | 0% | 0 | 0 | 0 | 0 | 0% |
| UM/UIM Bod Inj | 8 | 4 | -50% | 3 | 5 | 67% | 1 | 125% | 1 | 1 | 0% | 13% | 13% | 150 | 300 | 8 | 8 | 0% |
| Total | 590 | 616 | 4% | 523 | 603 | 15% | -13 | 98% | 121 | 145 | 20% | 23% | 27% | 246 | 282 | 530 | 546 | 3% |

NOTE: Some Multicounty Litigation (MCL) cases were transferred in November 2014: Atlantic to Bergen = 8,935; Atlantic to Middlesex = 4,070.

CIVIL BACKLOG SUMMARY BY CASETYPE

June 2022

HUNTERDON

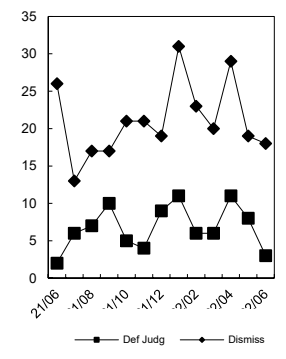
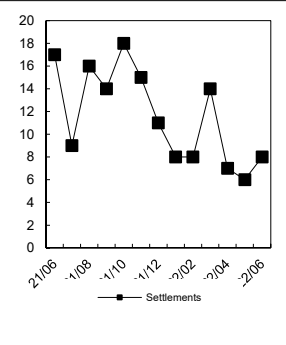
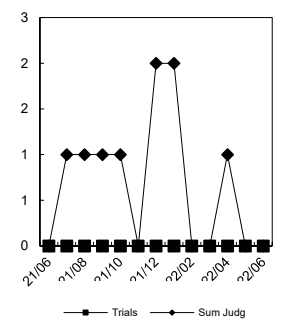
| | Cases in Backlog | | | | | | | | | | | | | | | |
|-----------------|------------------|-----------------|-----------------|----------------|---------------|-----------------|-----------------|----------------|---------------|-----------------|----------------|---------------|-----------------|----------------|---------------|---------------|
| | Track 1 | | | | | Track 2 | | | | Track 3 | | | Track 4 | | | Total Backlog |
| | 12 to 18 months | 18 to 24 months | 24 to 36 months | over 36 months | Total Track 1 | 18 to 24 months | 24 to 36 months | over 36 months | Total Track 2 | 24 to 36 months | over 36 months | Total Track 3 | 24 to 36 months | over 36 months | Total Track 4 | |
| Act on Neg Inst | 0 | 0 | 0 | 0 | 0 | 0 | 0 | 0 | 0 | 0 | 0 | 0 | 0 | 0 | 0 | 0 |
| Asbestos | 0 | 0 | 0 | 0 | 0 | 0 | 0 | 0 | 0 | 0 | 0 | 0 | 0 | 0 | 0 | 0 |
| Assault & Bat | 0 | 0 | 0 | 0 | 0 | 0 | 0 | 0 | 0 | 0 | 1 | 1 | 0 | 0 | 0 | 0 |
| Auto - Pers Inj | 0 | 0 | 0 | 0 | 0 | 20 | 20 | 2 | 42 | 0 | 0 | 0 | 0 | 0 | 0 | 42 |
| Auto - Property | 0 | 0 | 0 | 0 | 0 | 1 | 0 | 0 | 1 | 0 | 0 | 0 | 0 | 0 | 0 | 1 |
| Book Account | 3 | 1 | 2 | 0 | 6 | 0 | 0 | 0 | 0 | 0 | 0 | 0 | 0 | 0 | 0 | 6 |
| Civil Rights | 0 | 0 | 0 | 0 | 0 | 0 | 0 | 0 | 0 | 0 | 0 | 0 | 0 | 0 | 0 | 0 |
| Complex Comm | 0 | 0 | 0 | 0 | 0 | 0 | 0 | 0 | 0 | 0 | 0 | 0 | 3 | 1 | 4 | 4 |
| Condemnation | 0 | 0 | 0 | 0 | 0 | 0 | 0 | 0 | 0 | 0 | 0 | 0 | 0 | 0 | 0 | 0 |
| Construction | 0 | 0 | 0 | 0 | 0 | 1 | 1 | 0 | 2 | 0 | 0 | 0 | 0 | 0 | 0 | 2 |
| Contract/Comm | 0 | 0 | 0 | 0 | 0 | 8 | 5 | 3 | 16 | 0 | 0 | 0 | 0 | 0 | 0 | 16 |
| Employment | 0 | 0 | 0 | 0 | 0 | 0 | 0 | 0 | 0 | 0 | 0 | 0 | 0 | 0 | 0 | 0 |
| Lieu of P. Writ | 0 | 0 | 0 | 0 | 0 | 0 | 0 | 0 | 0 | 0 | 0 | 0 | 1 | 0 | 1 | 1 |
| Medical Malprac | 0 | 0 | 0 | 0 | 0 | 0 | 0 | 0 | 0 | 7 | 13 | 20 | 0 | 0 | 0 | 20 |
| Name Change | 0 | 0 | 0 | 0 | 0 | 0 | 0 | 0 | 0 | 0 | 0 | 0 | 0 | 0 | 0 | 0 |
| Other Insurance | 0 | 2 | 0 | 0 | 2 | 0 | 0 | 0 | 0 | 0 | 0 | 0 | 0 | 0 | 0 | 2 |
| Other MCL | 0 | 0 | 0 | 0 | 0 | 0 | 0 | 0 | 0 | 0 | 0 | 0 | 0 | 0 | 0 | 0 |
| Other Track 1 | 0 | 1 | 0 | 0 | 1 | 0 | 0 | 0 | 0 | 0 | 0 | 0 | 0 | 0 | 0 | 1 |
| Other Track 3 | 0 | 0 | 0 | 0 | 0 | 0 | 0 | 0 | 0 | 3 | 6 | 9 | 0 | 0 | 0 | 9 |
| Other Track 4 | 0 | 0 | 0 | 0 | 0 | 0 | 0 | 0 | 0 | 0 | 0 | 0 | 1 | 3 | 4 | 4 |
| Personal Injury | 0 | 0 | 0 | 0 | 0 | 4 | 13 | 5 | 22 | 0 | 0 | 0 | 0 | 0 | 0 | 22 |
| Prod Liability | 0 | 0 | 0 | 0 | 0 | 0 | 0 | 0 | 0 | 1 | 0 | 1 | 0 | 0 | 0 | 1 |
| Prof Malpractic | 0 | 0 | 0 | 0 | 0 | 0 | 0 | 0 | 0 | 3 | 3 | 6 | 0 | 0 | 0 | 6 |
| PIP Coverage | 0 | 0 | 0 | 0 | 0 | 0 | 0 | 0 | 0 | 0 | 0 | 0 | 0 | 0 | 0 | 0 |
| Real Property | 0 | 0 | 0 | 0 | 0 | 0 | 0 | 0 | 0 | 0 | 0 | 0 | 0 | 0 | 0 | 0 |
| Tort Other | 0 | 0 | 0 | 0 | 0 | 0 | 4 | 2 | 6 | 0 | 0 | 0 | 0 | 0 | 0 | 6 |
| Toxic Tort | 0 | 0 | 0 | 0 | 0 | 0 | 0 | 0 | 0 | 0 | 0 | 0 | 0 | 0 | 0 | 0 |
| UM/UIM Bod Inj | 0 | 0 | 0 | 0 | 0 | 0 | 1 | 0 | 1 | 0 | 0 | 0 | 0 | 0 | 0 | 1 |
| Total | 3 | 4 | 2 | 0 | 9 | 34 | 44 | 12 | 90 | 14 | 23 | 37 | 5 | 4 | 9 | 145 |

NOTE: Some Multicounty Litigation (MCL) cases were transferred in November 2014: Atlantic to Bergen = 8,935; Atlantic to Middlesex = 4,070.

**CIVIL RESOLUTION SUMMARY BY CASETYPE
JULY 2021 - JUNE 2022
HUNTERDON**

| | Trial | | | Summary | | | | | Total | Percent resolved by | | | | | |
|-----------------|----------|----------|----------|----------|------------|------------------|------------|------------|------------|---------------------|-----------|------------|------------|------------|------------|
| | Jury | Nonjury | Total | Judgment | Settlement | Default Judgment | Dismiss | Other | | Trial | Sum Jud | Settle | Default J | Dismiss | Other |
| Act on Neg Inst | 0 | 0 | 0 | 0 | 0 | 1 | 0 | 0 | 1 | 0% | 0% | 0% | 100% | 0% | 0% |
| Asbestos | 0 | 0 | 0 | 0 | 0 | 0 | 0 | 0 | 0 | 0% | 0% | 0% | 0% | 0% | 0% |
| Assault & Bat | 0 | 0 | 0 | 0 | 0 | 0 | 6 | 0 | 6 | 0% | 0% | 0% | 0% | 100% | 0% |
| Auto - Pers Inj | 0 | 0 | 0 | 1 | 24 | 0 | 44 | 3 | 72 | 0% | 1% | 33% | 0% | 61% | 4% |
| Auto - Property | 0 | 0 | 0 | 0 | 0 | 3 | 4 | 1 | 8 | 0% | 0% | 0% | 38% | 50% | 13% |
| Book Account | 0 | 0 | 0 | 6 | 30 | 47 | 49 | 5 | 137 | 0% | 4% | 22% | 34% | 36% | 4% |
| Civil Rights | 0 | 0 | 0 | 0 | 1 | 0 | 1 | 4 | 6 | 0% | 0% | 17% | 0% | 17% | 67% |
| Complex Commer | 0 | 0 | 0 | 0 | 0 | 0 | 2 | 0 | 2 | 0% | 0% | 0% | 0% | 100% | 0% |
| Condemnation | 0 | 0 | 0 | 0 | 0 | 0 | 0 | 0 | 0 | 0% | 0% | 0% | 0% | 0% | 0% |
| Construction | 0 | 0 | 0 | 0 | 1 | 0 | 1 | 1 | 3 | 0% | 0% | 33% | 0% | 33% | 33% |
| Contract/Commer | 0 | 0 | 0 | 1 | 24 | 24 | 38 | 6 | 93 | 0% | 1% | 26% | 26% | 41% | 6% |
| Employment | 0 | 0 | 0 | 0 | 1 | 0 | 0 | 0 | 1 | 0% | 0% | 100% | 0% | 0% | 0% |
| Lieu of P. Writ | 0 | 0 | 0 | 0 | 0 | 0 | 5 | 0 | 5 | 0% | 0% | 0% | 0% | 100% | 0% |
| Medical Malprac | 0 | 0 | 0 | 0 | 1 | 0 | 5 | 0 | 6 | 0% | 0% | 17% | 0% | 83% | 0% |
| Name Change | 0 | 0 | 0 | 0 | 0 | 0 | 4 | 82 | 86 | 0% | 0% | 0% | 0% | 5% | 95% |
| Other Insurance | 0 | 0 | 0 | 0 | 4 | 1 | 4 | 4 | 13 | 0% | 0% | 31% | 8% | 31% | 31% |
| Other MCL | 0 | 0 | 0 | 0 | 0 | 0 | 0 | 0 | 0 | 0% | 0% | 0% | 0% | 0% | 0% |
| Other Track 1 | 0 | 0 | 0 | 0 | 13 | 5 | 23 | 12 | 53 | 0% | 0% | 25% | 9% | 43% | 23% |
| Other Track 3 | 0 | 0 | 0 | 0 | 6 | 0 | 11 | 1 | 18 | 0% | 0% | 33% | 0% | 61% | 6% |
| Other Track 4 | 0 | 0 | 0 | 0 | 1 | 0 | 1 | 0 | 2 | 0% | 0% | 50% | 0% | 50% | 0% |
| Personal Injury | 0 | 0 | 0 | 1 | 17 | 2 | 25 | 1 | 46 | 0% | 2% | 37% | 4% | 54% | 2% |
| Prod Liability | 0 | 0 | 0 | 0 | 1 | 0 | 1 | 1 | 3 | 0% | 0% | 33% | 0% | 33% | 33% |
| Prof Malpractic | 0 | 0 | 0 | 0 | 3 | 1 | 4 | 1 | 9 | 0% | 0% | 33% | 11% | 44% | 11% |
| PIP Coverage | 0 | 0 | 0 | 0 | 0 | 0 | 1 | 4 | 5 | 0% | 0% | 0% | 0% | 20% | 80% |
| Real Property | 0 | 0 | 0 | 0 | 3 | 0 | 2 | 0 | 5 | 0% | 0% | 60% | 0% | 40% | 0% |
| Tort Other | 0 | 0 | 0 | 0 | 4 | 2 | 12 | 0 | 18 | 0% | 0% | 22% | 11% | 67% | 0% |
| Toxic Tort | 0 | 0 | 0 | 0 | 0 | 0 | 0 | 0 | 0 | 0% | 0% | 0% | 0% | 0% | 0% |
| UM/UIM Bod Inj | 0 | 0 | 0 | 0 | 0 | 0 | 5 | 0 | 5 | 0% | 0% | 0% | 0% | 100% | 0% |
| Total | 0 | 0 | 0 | 9 | 134 | 86 | 248 | 126 | 603 | 0% | 1% | 22% | 14% | 41% | 21% |

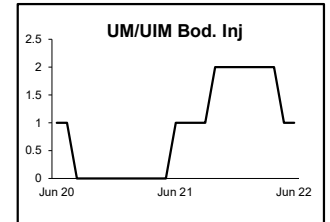
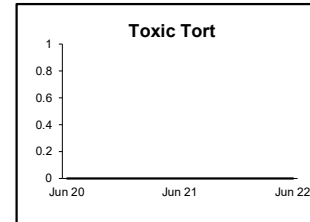
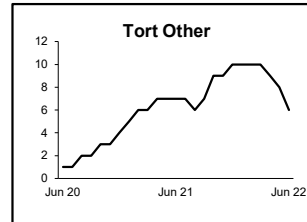
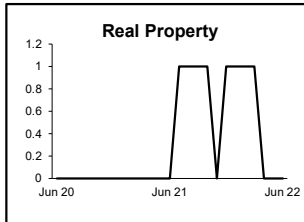
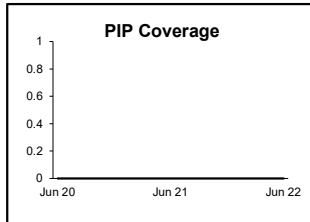
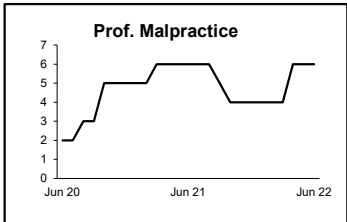
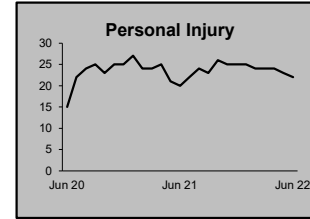
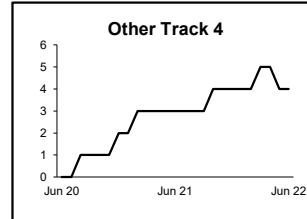
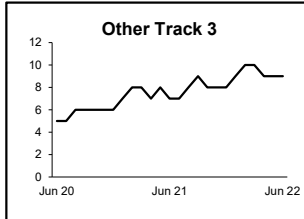
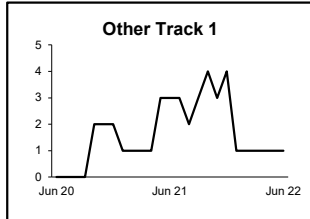
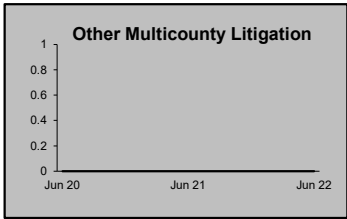
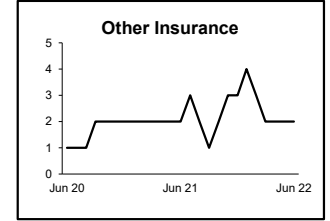
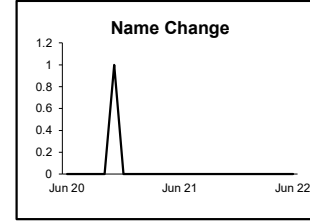
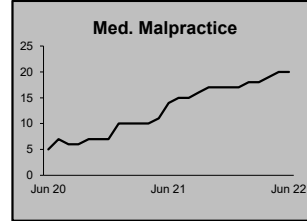
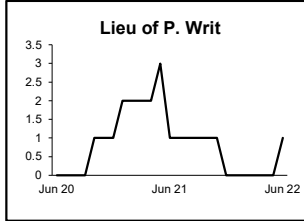
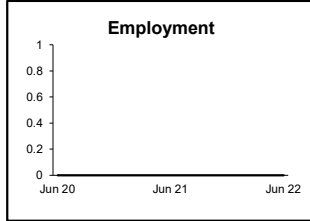
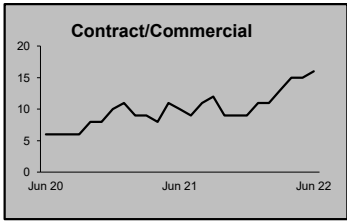
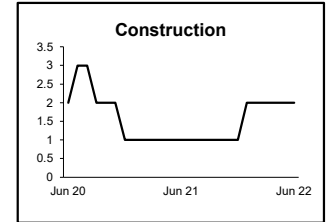
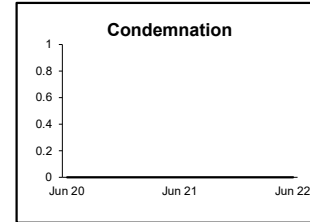
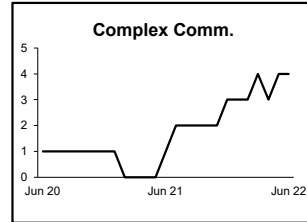
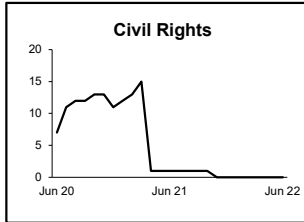
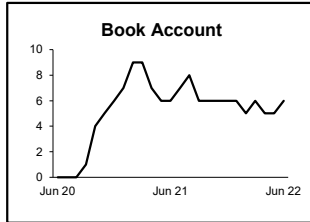

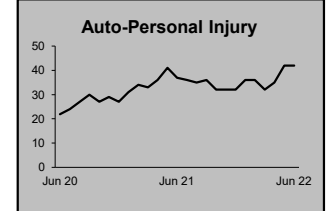
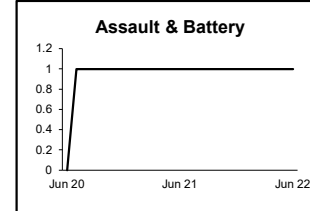
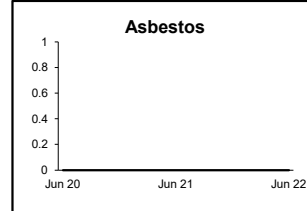

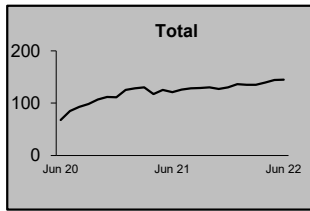
Monthly Resolutions



NOTE: Some Multicounty Litigation (MCL) cases were transferred in November 2014: Atlantic to Bergen = 8,935; Atlantic to Middlesex = 4,070.

**CIVIL BACKLOG BY CASETYPE
JUNE 2022
HUNTERDON**

| | Total | Backlog | % chg |
|--------|--------------|----------------|--------------|
| Jun 20 | | 68 | |
| Jun 21 | | 121 | 78% |
| Jun 22 | | 145 | 20% |



- 1) Casetypes with the state's largest backlogs are highlighted.
- 2) Some Multicounty Litigation (MCL) cases were transferred in November 2014: Atlantic to Bergen = 8,935; Atlantic to Middlesex = 4,070.

CIVIL CASELOAD SUMMARY BY CASETYPE
JULY 2021 - JUNE 2022
MERCER

| | Filings | | | Resolutions | | | Clearance | | Backlog | | | Backlog Percent | | Backlog Per 100 Monthly Filings | | Active Pending | | |
|-----------------|----------------------|----------------------|----------------|----------------------|----------------------|----------------|---------------------|-------------|------------|------------|----------------|-----------------|------------|---------------------------------|------------|----------------|--------------|----------------|
| | Jul 2020 to Jun 2021 | Jul 2021 to Jun 2022 | percent change | Jul 2020 to Jun 2021 | Jul 2021 to Jun 2022 | percent change | Jul 2021 - Jun 2022 | | Jun 2021 | Jun 2022 | percent change | Jun 2021 | Jun 2022 | Jun 2021 | Jun 2022 | Jun 2021 | Jun 2022 | percent change |
| | | | | | | | number | percent | | | | | | | | | | |
| Act on Neg Inst | 3 | 3 | 0% | 4 | 3 | -25% | 0 | 100% | 0 | 0 | 0% | 0% | 0% | 0 | 0 | 2 | 2 | 0% |
| Asbestos | 0 | 0 | 0% | 0 | 0 | 0% | 0 | 100% | 0 | 0 | 0% | 0% | 0% | 0 | 0 | 0 | 0 | 0% |
| Assault & Bat | 21 | 70 | 233% | 8 | 14 | 75% | -56 | 20% | 8 | 19 | 138% | 21% | 20% | 457 | 326 | 39 | 96 | 146% |
| Auto - Pers Inj | 792 | 691 | -13% | 675 | 853 | 26% | 162 | 123% | 270 | 233 | -14% | 24% | 24% | 409 | 405 | 1,115 | 953 | -15% |
| Auto - Property | 46 | 50 | 9% | 40 | 48 | 20% | -2 | 96% | 4 | 0 | -100% | 11% | 0% | 104 | 0 | 35 | 36 | 3% |
| Book Account | 338 | 304 | -10% | 314 | 347 | 11% | 43 | 114% | 1 | 4 | 300% | 1% | 3% | 4 | 16 | 166 | 122 | -27% |
| Civil Rights | 29 | 64 | 121% | 23 | 35 | 52% | -29 | 55% | 16 | 18 | 13% | 32% | 23% | 662 | 338 | 50 | 79 | 58% |
| Complex Comm | 12 | 8 | -33% | 17 | 12 | -29% | 4 | 150% | 10 | 8 | -20% | 50% | 50% | 1,000 | 1,200 | 20 | 16 | -20% |
| Condemnation | 0 | 3 | | 1 | 5 | 400% | 2 | 167% | 3 | 2 | -33% | 75% | 100% | | 800 | 4 | 2 | -50% |
| Construction | 16 | 17 | 6% | 21 | 9 | -57% | -8 | 53% | 4 | 6 | 50% | 21% | 22% | 300 | 424 | 19 | 27 | 42% |
| Contract/Comm | 295 | 252 | -15% | 282 | 275 | -2% | 23 | 109% | 48 | 51 | 6% | 20% | 23% | 195 | 243 | 245 | 223 | -9% |
| Employment | 9 | 16 | 78% | 16 | 11 | -31% | -5 | 69% | 3 | 3 | 0% | 33% | 27% | 400 | 225 | 9 | 11 | 22% |
| Lieu of P. Writ | 24 | 33 | 38% | 31 | 32 | 3% | -1 | 97% | 3 | 4 | 33% | 13% | 15% | 150 | 145 | 24 | 26 | 8% |
| Medical Malprac | 47 | 42 | -11% | 32 | 35 | 9% | -7 | 83% | 40 | 55 | 38% | 36% | 47% | 1,021 | 1,571 | 111 | 118 | 6% |
| Name Change | 94 | 126 | 34% | 86 | 126 | 47% | 0 | 100% | 0 | 0 | 0% | 0% | 0% | 0 | 0 | 15 | 15 | 0% |
| Other Insurance | 27 | 24 | -11% | 47 | 26 | -45% | 2 | 108% | 6 | 7 | 17% | 25% | 32% | 267 | 350 | 24 | 22 | -8% |
| Other MCL | 4 | 19 | 375% | 4 | 19 | 375% | 0 | 100% | 0 | 0 | 0% | 0% | 0% | 0 | 0 | 0 | 0 | 0% |
| Other Track 1 | 208 | 213 | 2% | 203 | 185 | -9% | -28 | 87% | 13 | 26 | 100% | 11% | 19% | 75 | 146 | 115 | 140 | 22% |
| Other Track 3 | 133 | 110 | -17% | 85 | 143 | 68% | 33 | 130% | 72 | 70 | -3% | 30% | 34% | 650 | 764 | 237 | 204 | -14% |
| Other Track 4 | 10 | 18 | 80% | 17 | 13 | -24% | -5 | 72% | 8 | 5 | -38% | 40% | 20% | 960 | 333 | 20 | 25 | 25% |
| Personal Injury | 355 | 382 | 8% | 326 | 358 | 10% | -24 | 94% | 163 | 144 | -12% | 30% | 26% | 551 | 452 | 538 | 560 | 4% |
| Prod Liability | 21 | 28 | 33% | 8 | 42 | 425% | 14 | 150% | 3 | 2 | -33% | 13% | 20% | 171 | 86 | 24 | 10 | -58% |
| Prof Malpractic | 23 | 13 | -43% | 19 | 23 | 21% | 10 | 177% | 25 | 19 | -24% | 45% | 41% | 1,304 | 1,754 | 55 | 46 | -16% |
| PIP Coverage | 5 | 10 | 100% | 8 | 8 | 0% | -2 | 80% | 0 | 0 | 0% | 0% | 0% | 0 | 0 | 2 | 4 | 100% |
| Real Property | 10 | 14 | 40% | 9 | 10 | 11% | -4 | 71% | 1 | 2 | 100% | 17% | 22% | 120 | 171 | 6 | 9 | 50% |
| Tort Other | 104 | 103 | -1% | 86 | 76 | -12% | -27 | 74% | 13 | 18 | 38% | 14% | 15% | 150 | 210 | 90 | 118 | 31% |
| Toxic Tort | 5 | 2 | -60% | 3 | 4 | 33% | 2 | 200% | 1 | 0 | -100% | 33% | 0% | 240 | 0 | 3 | 2 | -33% |
| UM/UIM Bod Inj | 49 | 63 | 29% | 46 | 66 | 43% | 3 | 105% | 23 | 16 | -30% | 29% | 21% | 563 | 305 | 78 | 75 | -4% |
| Total | 2,680 | 2,678 | 0% | 2,411 | 2,778 | 15% | 100 | 104% | 738 | 712 | -4% | 24% | 24% | 330 | 319 | 3,046 | 2,941 | -3% |

NOTE: Some Multicounty Litigation (MCL) cases were transferred in November 2014: Atlantic to Bergen = 8,935; Atlantic to Middlesex = 4,070.

CIVIL BACKLOG SUMMARY BY CASETYPE

June 2022

MERCER

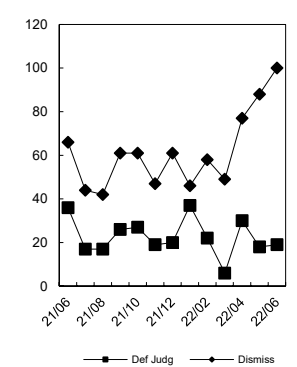
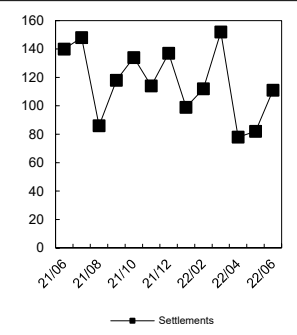
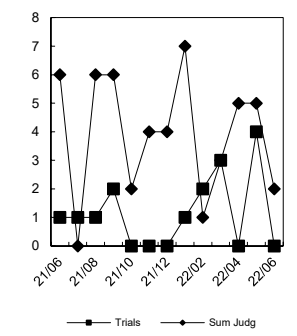
| | Cases in Backlog | | | | | | | | | | | | | | | |
|-----------------|-------------------------|-----------------|-----------------|----------------|---------------|-----------------|-----------------|----------------|---------------|-----------------|----------------|---------------|-----------------|----------------|---------------|---------------|
| | Track 1 | | | | | Track 2 | | | | Track 3 | | | Track 4 | | | Total Backlog |
| | 12 to 18 months | 18 to 24 months | 24 to 36 months | over 36 months | Total Track 1 | 18 to 24 months | 24 to 36 months | over 36 months | Total Track 2 | 24 to 36 months | over 36 months | Total Track 3 | 24 to 36 months | over 36 months | Total Track 4 | |
| Act on Neg Inst | 0 | 0 | 0 | 0 | 0 | 0 | 0 | 0 | 0 | 0 | 0 | 0 | 0 | 0 | 0 | 0 |
| Asbestos | 0 | 0 | 0 | 0 | 0 | 0 | 0 | 0 | 0 | 0 | 0 | 0 | 0 | 0 | 0 | 0 |
| Assault & Bat | 0 | 0 | 0 | 0 | 0 | 0 | 0 | 0 | 0 | 13 | 6 | 19 | 0 | 0 | 0 | 19 |
| Auto - Pers Inj | 0 | 0 | 0 | 0 | 0 | 116 | 78 | 39 | 233 | 0 | 0 | 0 | 0 | 0 | 0 | 233 |
| Auto - Property | 0 | 0 | 0 | 0 | 0 | 0 | 0 | 0 | 0 | 0 | 0 | 0 | 0 | 0 | 0 | 0 |
| Book Account | 0 | 0 | 0 | 0 | 0 | 4 | 0 | 0 | 4 | 0 | 0 | 0 | 0 | 0 | 0 | 4 |
| Civil Rights | 0 | 0 | 0 | 0 | 0 | 0 | 0 | 0 | 0 | 6 | 9 | 15 | 3 | 0 | 3 | 18 |
| Complex Comm | 0 | 0 | 0 | 0 | 0 | 0 | 0 | 0 | 0 | 0 | 0 | 0 | 1 | 7 | 8 | 8 |
| Condemnation | 0 | 0 | 0 | 0 | 0 | 0 | 0 | 0 | 0 | 1 | 1 | 2 | 0 | 0 | 0 | 2 |
| Construction | 0 | 0 | 0 | 0 | 0 | 0 | 4 | 2 | 6 | 0 | 0 | 0 | 0 | 0 | 0 | 6 |
| Contract/Comm | 0 | 0 | 0 | 0 | 0 | 20 | 18 | 13 | 51 | 0 | 0 | 0 | 0 | 0 | 0 | 51 |
| Employment | 0 | 0 | 0 | 0 | 0 | 1 | 1 | 1 | 3 | 0 | 0 | 0 | 0 | 0 | 0 | 3 |
| Lieu of P. Writ | 0 | 0 | 0 | 0 | 0 | 0 | 0 | 0 | 0 | 0 | 0 | 0 | 1 | 3 | 4 | 4 |
| Medical Malprac | 0 | 0 | 0 | 0 | 0 | 0 | 0 | 0 | 0 | 29 | 26 | 55 | 0 | 0 | 0 | 55 |
| Name Change | 0 | 0 | 0 | 0 | 0 | 0 | 0 | 0 | 0 | 0 | 0 | 0 | 0 | 0 | 0 | 0 |
| Other Insurance | 0 | 0 | 0 | 0 | 0 | 3 | 2 | 1 | 6 | 0 | 0 | 0 | 0 | 1 | 1 | 7 |
| Other MCL | 0 | 0 | 0 | 0 | 0 | 0 | 0 | 0 | 0 | 0 | 0 | 0 | 0 | 0 | 0 | 0 |
| Other Track 1 | 1 | 0 | 2 | 0 | 3 | 5 | 5 | 2 | 12 | 10 | 0 | 10 | 1 | 0 | 1 | 26 |
| Other Track 3 | 0 | 0 | 0 | 0 | 0 | 0 | 0 | 0 | 0 | 32 | 38 | 70 | 0 | 0 | 0 | 70 |
| Other Track 4 | 0 | 0 | 0 | 0 | 0 | 0 | 0 | 0 | 0 | 0 | 0 | 0 | 1 | 4 | 5 | 5 |
| Personal Injury | 0 | 0 | 0 | 0 | 0 | 53 | 61 | 29 | 143 | 1 | 0 | 1 | 0 | 0 | 0 | 144 |
| Prod Liability | 0 | 0 | 0 | 0 | 0 | 0 | 0 | 0 | 0 | 1 | 1 | 2 | 0 | 0 | 0 | 2 |
| Prof Malpractic | 0 | 0 | 0 | 0 | 0 | 0 | 0 | 0 | 0 | 6 | 12 | 18 | 1 | 0 | 1 | 19 |
| PIP Coverage | 0 | 0 | 0 | 0 | 0 | 0 | 0 | 0 | 0 | 0 | 0 | 0 | 0 | 0 | 0 | 0 |
| Real Property | 0 | 0 | 0 | 0 | 0 | 1 | 1 | 0 | 2 | 0 | 0 | 0 | 0 | 0 | 0 | 2 |
| Tort Other | 0 | 0 | 0 | 0 | 0 | 9 | 5 | 4 | 18 | 0 | 0 | 0 | 0 | 0 | 0 | 18 |
| Toxic Tort | 0 | 0 | 0 | 0 | 0 | 0 | 0 | 0 | 0 | 0 | 0 | 0 | 0 | 0 | 0 | 0 |
| UM/UIM Bod Inj | 0 | 0 | 0 | 0 | 0 | 9 | 5 | 2 | 16 | 0 | 0 | 0 | 0 | 0 | 0 | 16 |
| Total | 1 | 0 | 2 | 0 | 3 | 221 | 180 | 93 | 494 | 99 | 93 | 192 | 8 | 15 | 23 | 712 |

NOTE: Some Multicounty Litigation (MCL) cases were transferred in November 2014: Atlantic to Bergen = 8,935; Atlantic to Middlesex = 4,070.

CIVIL RESOLUTION SUMMARY BY CASETYPE
JULY 2021 - JUNE 2022
MERCER

| | Trial | | | Summary | | | | | Total | Percent resolved by | | | | | |
|-----------------|-----------|----------|-----------|-----------|--------------|------------------|------------|------------|--------------|---------------------|-----------|------------|-----------|------------|------------|
| | Jury | Nonjury | Total | Judgment | Settlement | Default Judgment | Dismiss | Other | | Trial | Sum Jud | Settle | Default J | Dismiss | Other |
| Act on Neg Inst | 0 | 0 | 0 | 0 | 1 | 1 | 1 | 0 | 3 | 0% | 0% | 33% | 33% | 33% | 0% |
| Asbestos | 0 | 0 | 0 | 0 | 0 | 0 | 0 | 0 | 0 | 0% | 0% | 0% | 0% | 0% | 0% |
| Assault & Bat | 0 | 0 | 0 | 0 | 3 | 0 | 8 | 3 | 14 | 0% | 0% | 21% | 0% | 57% | 21% |
| Auto - Pers Inj | 7 | 0 | 7 | 7 | 605 | 7 | 200 | 27 | 853 | 1% | 1% | 71% | 1% | 23% | 3% |
| Auto - Property | 0 | 0 | 0 | 0 | 16 | 14 | 18 | 0 | 48 | 0% | 0% | 33% | 29% | 38% | 0% |
| Book Account | 0 | 1 | 1 | 13 | 105 | 137 | 87 | 4 | 347 | 0% | 4% | 30% | 39% | 25% | 1% |
| Civil Rights | 0 | 0 | 0 | 2 | 12 | 0 | 14 | 7 | 35 | 0% | 6% | 34% | 0% | 40% | 20% |
| Complex Commer | 0 | 0 | 0 | 0 | 9 | 0 | 1 | 2 | 12 | 0% | 0% | 75% | 0% | 8% | 17% |
| Condemnation | 0 | 0 | 0 | 0 | 3 | 0 | 0 | 2 | 5 | 0% | 0% | 60% | 0% | 0% | 40% |
| Construction | 0 | 0 | 0 | 0 | 3 | 0 | 6 | 0 | 9 | 0% | 0% | 33% | 0% | 67% | 0% |
| Contract/Commer | 1 | 2 | 3 | 4 | 105 | 72 | 74 | 17 | 275 | 1% | 1% | 38% | 26% | 27% | 6% |
| Employment | 0 | 0 | 0 | 1 | 1 | 1 | 5 | 3 | 11 | 0% | 9% | 9% | 9% | 45% | 27% |
| Lieu of P. Writ | 0 | 0 | 0 | 0 | 6 | 0 | 25 | 1 | 32 | 0% | 0% | 19% | 0% | 78% | 3% |
| Medical Malprac | 0 | 0 | 0 | 1 | 17 | 0 | 12 | 5 | 35 | 0% | 3% | 49% | 0% | 34% | 14% |
| Name Change | 0 | 0 | 0 | 0 | 0 | 0 | 5 | 121 | 126 | 0% | 0% | 0% | 0% | 4% | 96% |
| Other Insurance | 0 | 0 | 0 | 3 | 14 | 0 | 8 | 1 | 26 | 0% | 12% | 54% | 0% | 31% | 4% |
| Other MCL | 0 | 0 | 0 | 0 | 0 | 0 | 0 | 19 | 19 | 0% | 0% | 0% | 0% | 0% | 100% |
| Other Track 1 | 0 | 0 | 0 | 3 | 36 | 11 | 90 | 45 | 185 | 0% | 2% | 19% | 6% | 49% | 24% |
| Other Track 3 | 0 | 0 | 0 | 4 | 88 | 0 | 31 | 20 | 143 | 0% | 3% | 62% | 0% | 22% | 14% |
| Other Track 4 | 0 | 0 | 0 | 0 | 5 | 3 | 5 | 0 | 13 | 0% | 0% | 38% | 23% | 38% | 0% |
| Personal Injury | 1 | 0 | 1 | 2 | 228 | 4 | 91 | 32 | 358 | 0% | 1% | 64% | 1% | 25% | 9% |
| Prod Liability | 0 | 0 | 0 | 0 | 5 | 0 | 1 | 36 | 42 | 0% | 0% | 12% | 0% | 2% | 86% |
| Prof Malpractic | 0 | 0 | 0 | 0 | 20 | 0 | 3 | 0 | 23 | 0% | 0% | 87% | 0% | 13% | 0% |
| PIP Coverage | 0 | 0 | 0 | 0 | 2 | 1 | 3 | 2 | 8 | 0% | 0% | 25% | 13% | 38% | 25% |
| Real Property | 0 | 0 | 0 | 0 | 2 | 2 | 3 | 3 | 10 | 0% | 0% | 20% | 20% | 30% | 30% |
| Tort Other | 0 | 0 | 0 | 4 | 32 | 4 | 32 | 4 | 76 | 0% | 5% | 42% | 5% | 42% | 5% |
| Toxic Tort | 0 | 0 | 0 | 1 | 2 | 0 | 1 | 0 | 4 | 0% | 25% | 50% | 0% | 25% | 0% |
| UM/UIB Bod Inj | 2 | 0 | 2 | 0 | 51 | 1 | 10 | 2 | 66 | 3% | 0% | 77% | 2% | 15% | 3% |
| Total | 11 | 3 | 14 | 45 | 1,371 | 258 | 734 | 356 | 2,778 | 1% | 2% | 49% | 9% | 26% | 13% |

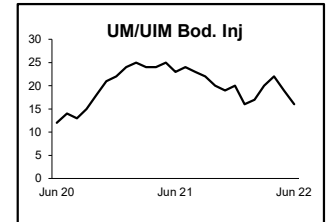
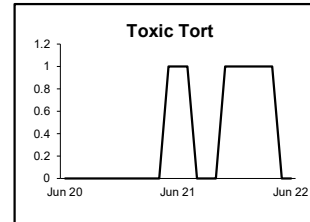
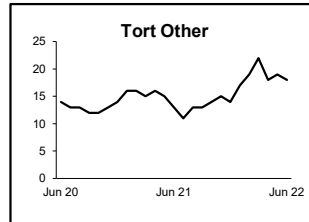
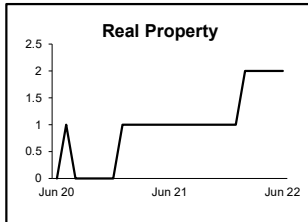
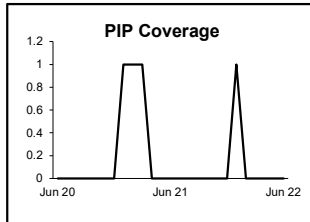
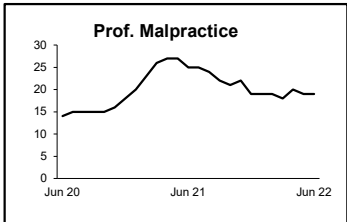
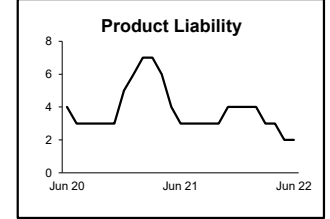
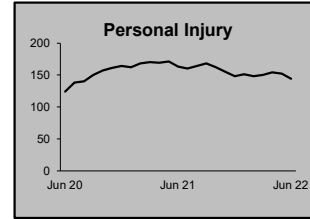
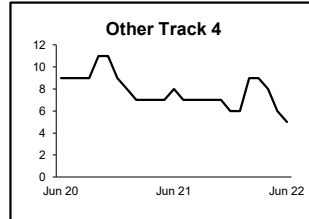
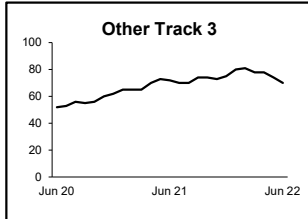
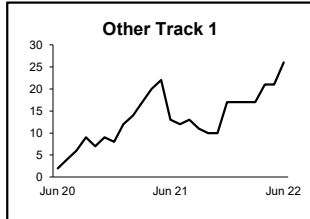
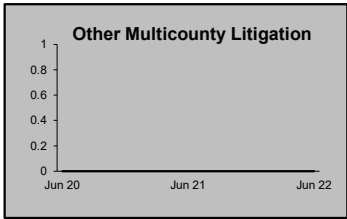
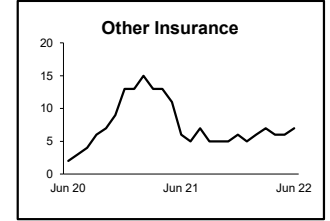
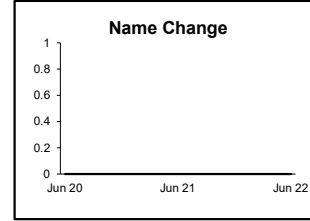
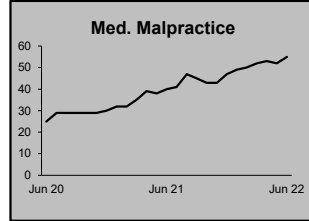
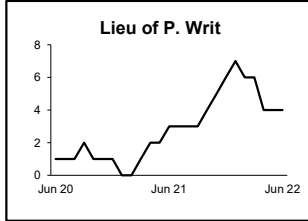
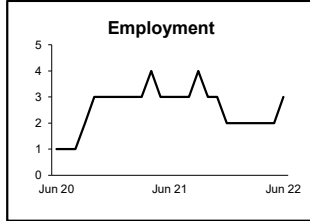
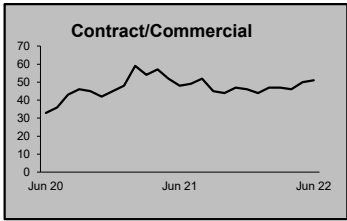
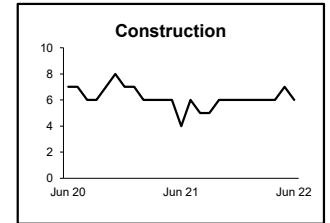
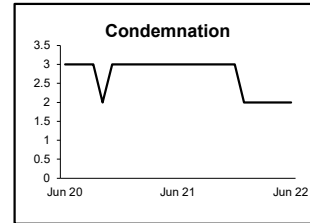
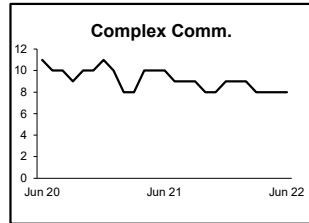
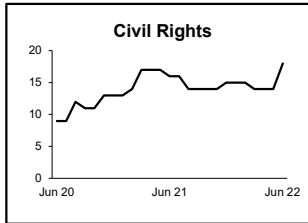
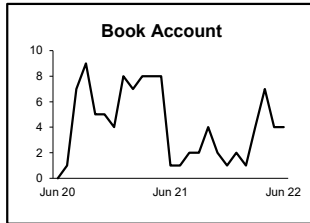
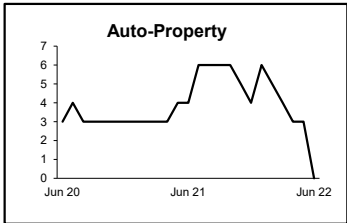
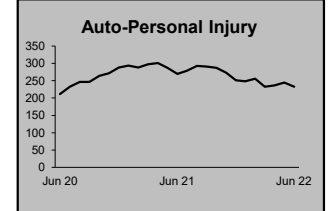
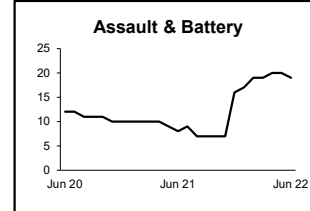
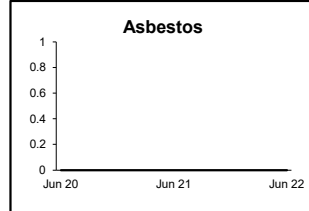
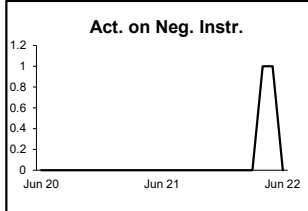
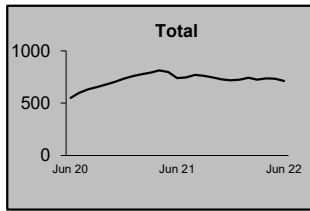
Monthly Resolutions



NOTE: Some Multicounty Litigation (MCL) cases were transferred in November 2014: Atlantic to Bergen = 8,935; Atlantic to Middlesex = 4,070.

**CIVIL BACKLOG BY CASETYPE
JUNE 2022
MERCER**

| | Total | Backlog | % chg |
|--------|--------------|----------------|--------------|
| Jun 20 | | 550 | |
| Jun 21 | | 738 | 34% |
| Jun 22 | | 712 | -4% |



- 1) Casetypes with the state's largest backlogs are highlighted.
- 2) Some Multicounty Litigation (MCL) cases were transferred in November 2014: Atlantic to Bergen = 8,935; Atlantic to Middlesex = 4,070.

CIVIL CASELOAD SUMMARY BY CASETYPE
JULY 2021 - JUNE 2022
MIDDLESEX

| | Filings | | | Resolutions | | | Clearance | | Backlog | | | Backlog Percent | | Backlog Per 100 Monthly Filings | | Active Pending | | |
|-----------------|----------------------|----------------------|----------------|----------------------|----------------------|----------------|---------------------|-------------|--------------|--------------|----------------|-----------------|------------|---------------------------------|--------------|----------------|---------------|----------------|
| | Jul 2020 to Jun 2021 | Jul 2021 to Jun 2022 | percent change | Jul 2020 to Jun 2021 | Jul 2021 to Jun 2022 | percent change | Jul 2021 - Jun 2022 | | Jun 2021 | Jun 2022 | percent change | Jun 2021 | Jun 2022 | Jun 2021 | Jun 2022 | Jun 2021 | Jun 2022 | percent change |
| | | | | | | | number | percent | | | | | | | | | | |
| Act on Neg Inst | 6 | 10 | 67% | 14 | 4 | -71% | -6 | 40% | 0 | 1 | | 0% | 11% | 0 | 120 | 4 | 9 | 125% |
| Asbestos | 180 | 118 | -34% | 114 | 71 | -38% | -47 | 60% | 453 | 540 | 19% | 60% | 67% | 3,020 | 5,492 | 760 | 809 | 6% |
| Assault & Bat | 18 | 26 | 44% | 13 | 17 | 31% | -9 | 65% | 3 | 10 | 233% | 7% | 19% | 200 | 462 | 41 | 53 | 29% |
| Auto - Pers Inj | 3,323 | 2,840 | -15% | 2,765 | 3,688 | 33% | 848 | 130% | 1,418 | 1,193 | -16% | 28% | 29% | 512 | 504 | 4,984 | 4,126 | -17% |
| Auto - Property | 72 | 81 | 13% | 79 | 63 | -20% | -18 | 78% | 5 | 9 | 80% | 10% | 14% | 83 | 133 | 48 | 66 | 38% |
| Book Account | 924 | 725 | -22% | 808 | 885 | 10% | 160 | 122% | 19 | 16 | -16% | 4% | 6% | 25 | 26 | 468 | 275 | -41% |
| Civil Rights | 32 | 22 | -31% | 24 | 21 | -13% | -1 | 95% | 4 | 7 | 75% | 12% | 21% | 150 | 382 | 34 | 34 | 0% |
| Complex Comm | 26 | 34 | 31% | 31 | 40 | 29% | 6 | 118% | 27 | 31 | 15% | 47% | 56% | 1,246 | 1,094 | 57 | 55 | -4% |
| Condemnation | 20 | 27 | 35% | 21 | 16 | -24% | -11 | 59% | 0 | 2 | | 0% | 13% | 0 | 89 | 4 | 15 | 275% |
| Construction | 29 | 31 | 7% | 23 | 27 | 17% | -4 | 87% | 15 | 12 | -20% | 41% | 31% | 621 | 465 | 37 | 39 | 5% |
| Contract/Comm | 777 | 689 | -11% | 806 | 726 | -10% | 37 | 105% | 118 | 112 | -5% | 20% | 19% | 182 | 195 | 600 | 601 | 0% |
| Employment | 38 | 29 | -24% | 43 | 22 | -49% | -7 | 76% | 5 | 9 | 80% | 18% | 26% | 158 | 372 | 28 | 34 | 21% |
| Lieu of P. Writ | 20 | 26 | 30% | 22 | 20 | -9% | -6 | 77% | 10 | 8 | -20% | 31% | 20% | 600 | 369 | 32 | 40 | 25% |
| Medical Malprac | 144 | 123 | -15% | 79 | 138 | 75% | 15 | 112% | 106 | 116 | 9% | 34% | 39% | 883 | 1,132 | 312 | 296 | -5% |
| Name Change | 233 | 277 | 19% | 203 | 295 | 45% | 18 | 106% | 0 | 0 | 0% | 0% | 0% | 0 | 0 | 51 | 33 | -35% |
| Other Insurance | 54 | 41 | -24% | 44 | 36 | -18% | -5 | 88% | 2 | 3 | 50% | 7% | 10% | 44 | 88 | 30 | 29 | -3% |
| Other MCL | 813 | 183 | -77% | 560 | 1,041 | 86% | 858 | 569% | 3,867 | 3,833 | -1% | 73% | 86% | 5,708 | 25,134 | 5,303 | 4,447 | -16% |
| Other Track 1 | 394 | 415 | 5% | 424 | 365 | -14% | -50 | 88% | 16 | 19 | 19% | 8% | 8% | 49 | 55 | 203 | 237 | 17% |
| Other Track 3 | 221 | 217 | -2% | 199 | 230 | 16% | 13 | 106% | 46 | 48 | 4% | 16% | 17% | 250 | 265 | 295 | 286 | -3% |
| Other Track 4 | 14 | 17 | 21% | 16 | 20 | 25% | 3 | 118% | 23 | 19 | -17% | 55% | 48% | 1,971 | 1,341 | 42 | 40 | -5% |
| Personal Injury | 1,003 | 983 | -2% | 820 | 1,126 | 37% | 143 | 115% | 533 | 442 | -17% | 33% | 30% | 638 | 540 | 1,622 | 1,475 | -9% |
| Prod Liability | 60 | 93 | 55% | 63 | 98 | 56% | 5 | 105% | 16 | 15 | -6% | 25% | 25% | 320 | 194 | 63 | 59 | -6% |
| Prof Malpractic | 33 | 36 | 9% | 50 | 42 | -16% | 6 | 117% | 24 | 27 | 13% | 34% | 38% | 873 | 900 | 71 | 72 | 1% |
| PIP Coverage | 27 | 16 | -41% | 26 | 21 | -19% | 5 | 131% | 0 | 0 | 0% | 0% | 0% | 0 | 0 | 9 | 4 | -56% |
| Real Property | 19 | 25 | 32% | 18 | 15 | -17% | -10 | 60% | 2 | 1 | -50% | 15% | 6% | 126 | 48 | 13 | 17 | 31% |
| Tort Other | 152 | 156 | 3% | 140 | 144 | 3% | -12 | 92% | 17 | 25 | 47% | 13% | 16% | 134 | 192 | 133 | 152 | 14% |
| Toxic Tort | 3 | 5 | 67% | 1 | 6 | 500% | 1 | 120% | 2 | 3 | 50% | 40% | 75% | 800 | 720 | 5 | 4 | -20% |
| UM/UIM Bod Inj | 255 | 211 | -17% | 197 | 254 | 29% | 43 | 120% | 65 | 64 | -2% | 20% | 23% | 306 | 364 | 327 | 284 | -13% |
| Total | 8,890 | 7,456 | -16% | 7,603 | 9,431 | 24% | 1975 | 126% | 6,796 | 6,565 | -3% | 44% | 48% | 917 | 1,057 | 15,576 | 13,591 | -13% |

NOTE: Some Multicounty Litigation (MCL) cases were transferred in November 2014: Atlantic to Bergen = 8,935; Atlantic to Middlesex = 4,070.

CIVIL BACKLOG SUMMARY BY CASETYPE

June 2022

MIDDLESEX

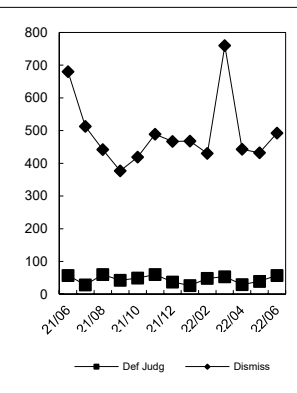
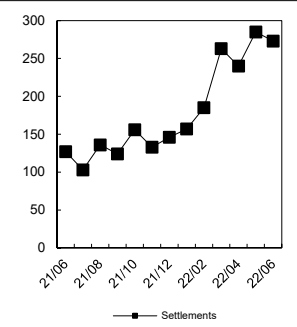
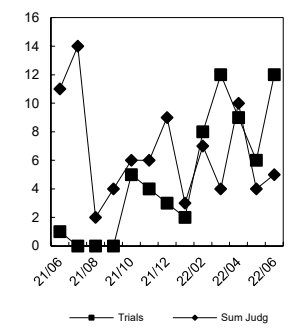
| | Cases in Backlog | | | | | | | | | | | | | | | |
|-----------------|-------------------------|-----------------|-----------------|----------------|---------------|-----------------|-----------------|----------------|---------------|-----------------|----------------|---------------|-----------------|----------------|---------------|---------------|
| | Track 1 | | | | | Track 2 | | | | Track 3 | | | Track 4 | | | Total Backlog |
| | 12 to 18 months | 18 to 24 months | 24 to 36 months | over 36 months | Total Track 1 | 18 to 24 months | 24 to 36 months | over 36 months | Total Track 2 | 24 to 36 months | over 36 months | Total Track 3 | 24 to 36 months | over 36 months | Total Track 4 | |
| Act on Neg Inst | 1 | 0 | 0 | 0 | 1 | 0 | 0 | 0 | 0 | 0 | 0 | 0 | 0 | 0 | 0 | 1 |
| Asbestos | 0 | 0 | 0 | 0 | 0 | 0 | 0 | 0 | 0 | 0 | 0 | 0 | 121 | 419 | 540 | 540 |
| Assault & Bat | 0 | 0 | 0 | 0 | 0 | 0 | 0 | 0 | 0 | 9 | 1 | 10 | 0 | 0 | 0 | 10 |
| Auto - Pers Inj | 0 | 0 | 0 | 0 | 0 | 592 | 462 | 139 | 1,193 | 0 | 0 | 0 | 0 | 0 | 0 | 1,193 |
| Auto - Property | 0 | 0 | 0 | 0 | 0 | 5 | 3 | 1 | 9 | 0 | 0 | 0 | 0 | 0 | 0 | 9 |
| Book Account | 12 | 2 | 1 | 1 | 16 | 0 | 0 | 0 | 0 | 0 | 0 | 0 | 0 | 0 | 0 | 16 |
| Civil Rights | 0 | 0 | 0 | 0 | 0 | 0 | 0 | 0 | 0 | 5 | 2 | 7 | 0 | 0 | 0 | 7 |
| Complex Comm | 0 | 0 | 0 | 0 | 0 | 0 | 0 | 0 | 0 | 0 | 0 | 0 | 8 | 23 | 31 | 31 |
| Condemnation | 0 | 0 | 0 | 0 | 0 | 0 | 0 | 0 | 0 | 2 | 0 | 2 | 0 | 0 | 0 | 2 |
| Construction | 0 | 0 | 0 | 0 | 0 | 3 | 3 | 6 | 12 | 0 | 0 | 0 | 0 | 0 | 0 | 12 |
| Contract/Comm | 0 | 0 | 0 | 0 | 0 | 51 | 42 | 19 | 112 | 0 | 0 | 0 | 0 | 0 | 0 | 112 |
| Employment | 0 | 0 | 0 | 0 | 0 | 5 | 4 | 0 | 9 | 0 | 0 | 0 | 0 | 0 | 0 | 9 |
| Lieu of P. Writ | 0 | 0 | 0 | 0 | 0 | 0 | 0 | 0 | 0 | 0 | 0 | 0 | 5 | 3 | 8 | 8 |
| Medical Malprac | 0 | 0 | 0 | 0 | 0 | 0 | 0 | 0 | 0 | 67 | 49 | 116 | 0 | 0 | 0 | 116 |
| Name Change | 0 | 0 | 0 | 0 | 0 | 0 | 0 | 0 | 0 | 0 | 0 | 0 | 0 | 0 | 0 | 0 |
| Other Insurance | 3 | 0 | 0 | 0 | 3 | 0 | 0 | 0 | 0 | 0 | 0 | 0 | 0 | 0 | 0 | 3 |
| Other MCL | 0 | 0 | 0 | 0 | 0 | 0 | 0 | 0 | 0 | 0 | 0 | 0 | 536 | 3,297 | 3,833 | 3,833 |
| Other Track 1 | 11 | 4 | 1 | 0 | 16 | 3 | 0 | 0 | 3 | 0 | 0 | 0 | 0 | 0 | 0 | 19 |
| Other Track 3 | 0 | 0 | 0 | 0 | 0 | 0 | 0 | 0 | 0 | 32 | 16 | 48 | 0 | 0 | 0 | 48 |
| Other Track 4 | 0 | 0 | 0 | 0 | 0 | 0 | 0 | 0 | 0 | 0 | 0 | 0 | 7 | 12 | 19 | 19 |
| Personal Injury | 0 | 0 | 0 | 0 | 0 | 196 | 178 | 68 | 442 | 0 | 0 | 0 | 0 | 0 | 0 | 442 |
| Prod Liability | 0 | 0 | 0 | 0 | 0 | 0 | 0 | 0 | 0 | 8 | 7 | 15 | 0 | 0 | 0 | 15 |
| Prof Malpractic | 0 | 0 | 0 | 0 | 0 | 0 | 0 | 0 | 0 | 15 | 12 | 27 | 0 | 0 | 0 | 27 |
| PIP Coverage | 0 | 0 | 0 | 0 | 0 | 0 | 0 | 0 | 0 | 0 | 0 | 0 | 0 | 0 | 0 | 0 |
| Real Property | 0 | 0 | 0 | 1 | 1 | 0 | 0 | 0 | 0 | 0 | 0 | 0 | 0 | 0 | 0 | 1 |
| Tort Other | 0 | 0 | 0 | 0 | 0 | 11 | 10 | 4 | 25 | 0 | 0 | 0 | 0 | 0 | 0 | 25 |
| Toxic Tort | 0 | 0 | 0 | 0 | 0 | 0 | 0 | 0 | 0 | 1 | 2 | 3 | 0 | 0 | 0 | 3 |
| UM/UIM Bod Inj | 0 | 0 | 0 | 0 | 0 | 36 | 20 | 8 | 64 | 0 | 0 | 0 | 0 | 0 | 0 | 64 |
| Total | 27 | 6 | 2 | 2 | 37 | 902 | 722 | 245 | 1,869 | 139 | 89 | 228 | 677 | 3,754 | 4,431 | 6,565 |

NOTE: Some Multicounty Litigation (MCL) cases were transferred in November 2014: Atlantic to Bergen = 8,935; Atlantic to Middlesex = 4,070.

CIVIL RESOLUTION SUMMARY BY CASETYPE
JULY 2021 - JUNE 2022
MIDDLESEX

| | Trial | | | Summary | | | | | Total | Percent resolved by | | | | | |
|-----------------|-----------|-----------|-----------|-----------|--------------|------------------|--------------|------------|--------------|---------------------|-----------|------------|-----------|------------|-----------|
| | Jury | Nonjury | Total | Judgment | Settlement | Default Judgment | Dismiss | Other | | Trial | Sum Jud | Settle | Default J | Dismiss | Other |
| Act on Neg Inst | 0 | 0 | 0 | 1 | 0 | 1 | 2 | 0 | 4 | 0% | 25% | 0% | 25% | 50% | 0% |
| Asbestos | 0 | 0 | 0 | 0 | 27 | 0 | 41 | 3 | 71 | 0% | 0% | 38% | 0% | 58% | 4% |
| Assault & Bat | 0 | 0 | 0 | 0 | 3 | 2 | 10 | 2 | 17 | 0% | 0% | 18% | 12% | 59% | 12% |
| Auto - Pers Inj | 39 | 2 | 41 | 2 | 1,203 | 9 | 2,282 | 151 | 3,688 | 1% | 0% | 33% | 0% | 62% | 4% |
| Auto - Property | 0 | 0 | 0 | 1 | 10 | 12 | 36 | 4 | 63 | 0% | 2% | 16% | 19% | 57% | 6% |
| Book Account | 0 | 0 | 0 | 25 | 142 | 322 | 384 | 12 | 885 | 0% | 3% | 16% | 36% | 43% | 1% |
| Civil Rights | 0 | 0 | 0 | 0 | 0 | 0 | 18 | 3 | 21 | 0% | 0% | 0% | 0% | 86% | 14% |
| Complex Commer | 0 | 0 | 0 | 1 | 5 | 1 | 25 | 8 | 40 | 0% | 3% | 13% | 3% | 63% | 20% |
| Condemnation | 0 | 0 | 0 | 0 | 2 | 0 | 7 | 7 | 16 | 0% | 0% | 13% | 0% | 44% | 44% |
| Construction | 0 | 0 | 0 | 0 | 6 | 1 | 18 | 2 | 27 | 0% | 0% | 22% | 4% | 67% | 7% |
| Contract/Commer | 0 | 4 | 4 | 25 | 134 | 122 | 413 | 28 | 726 | 1% | 3% | 18% | 17% | 57% | 4% |
| Employment | 0 | 0 | 0 | 1 | 5 | 1 | 14 | 1 | 22 | 0% | 5% | 23% | 5% | 64% | 5% |
| Lieu of P. Writ | 0 | 2 | 2 | 3 | 0 | 0 | 12 | 3 | 20 | 10% | 15% | 0% | 0% | 60% | 15% |
| Medical Malprac | 0 | 0 | 0 | 0 | 44 | 0 | 77 | 17 | 138 | 0% | 0% | 32% | 0% | 56% | 12% |
| Name Change | 0 | 0 | 0 | 0 | 0 | 0 | 32 | 263 | 295 | 0% | 0% | 0% | 0% | 11% | 89% |
| Other Insurance | 0 | 0 | 0 | 0 | 4 | 0 | 29 | 3 | 36 | 0% | 0% | 11% | 0% | 81% | 8% |
| Other MCL | 0 | 0 | 0 | 0 | 2 | 0 | 1,038 | 1 | 1,041 | 0% | 0% | 0% | 0% | 100% | 0% |
| Other Track 1 | 0 | 1 | 1 | 6 | 33 | 38 | 186 | 101 | 365 | 0% | 2% | 9% | 10% | 51% | 28% |
| Other Track 3 | 1 | 0 | 1 | 2 | 58 | 0 | 142 | 27 | 230 | 0% | 1% | 25% | 0% | 62% | 12% |
| Other Track 4 | 0 | 1 | 1 | 6 | 1 | 3 | 9 | 0 | 20 | 5% | 30% | 5% | 15% | 45% | 0% |
| Personal Injury | 9 | 0 | 9 | 0 | 409 | 2 | 611 | 95 | 1,126 | 1% | 0% | 36% | 0% | 54% | 8% |
| Prod Liability | 0 | 0 | 0 | 0 | 5 | 0 | 31 | 62 | 98 | 0% | 0% | 5% | 0% | 32% | 63% |
| Prof Malpractic | 0 | 0 | 0 | 0 | 14 | 0 | 24 | 4 | 42 | 0% | 0% | 33% | 0% | 57% | 10% |
| PIP Coverage | 0 | 0 | 0 | 0 | 1 | 0 | 16 | 4 | 21 | 0% | 0% | 5% | 0% | 76% | 19% |
| Real Property | 0 | 0 | 0 | 0 | 3 | 2 | 5 | 5 | 15 | 0% | 0% | 20% | 13% | 33% | 33% |
| Tort Other | 0 | 0 | 0 | 1 | 20 | 9 | 96 | 18 | 144 | 0% | 1% | 14% | 6% | 67% | 13% |
| Toxic Tort | 0 | 0 | 0 | 0 | 0 | 0 | 3 | 3 | 6 | 0% | 0% | 0% | 0% | 50% | 50% |
| UM/UM Bod Inj | 2 | 0 | 2 | 0 | 70 | 3 | 171 | 8 | 254 | 1% | 0% | 28% | 1% | 67% | 3% |
| Total | 51 | 10 | 61 | 74 | 2,201 | 528 | 5,732 | 835 | 9,431 | 1% | 1% | 23% | 6% | 61% | 9% |

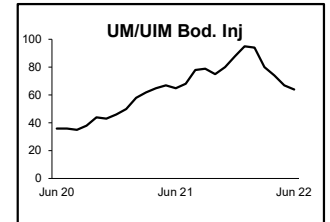
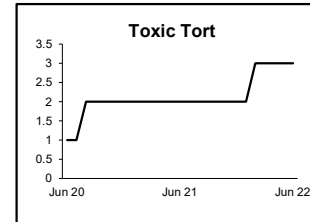
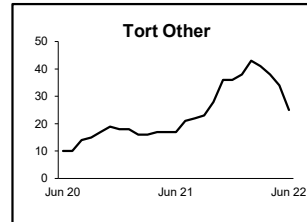
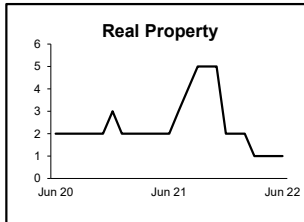
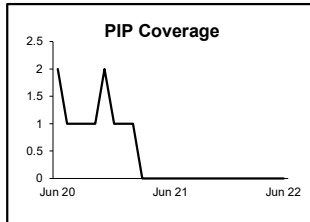
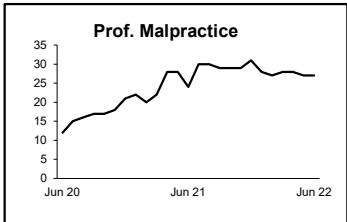
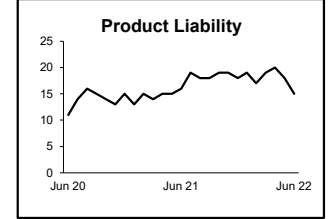
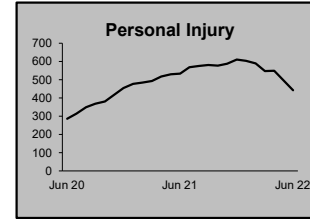
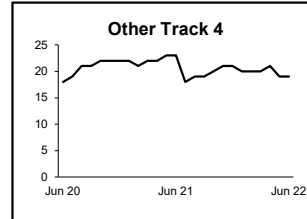
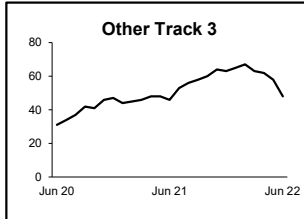
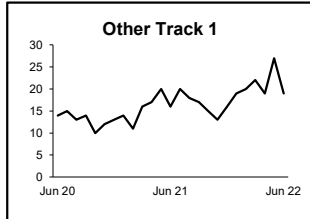
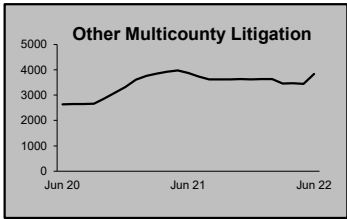
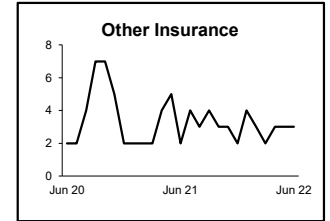
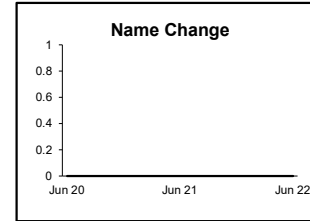
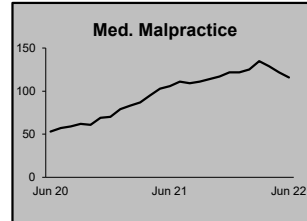
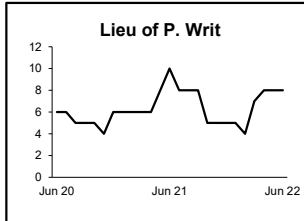
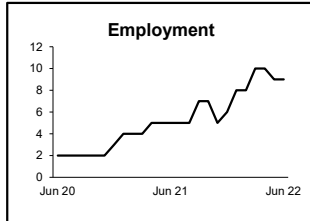
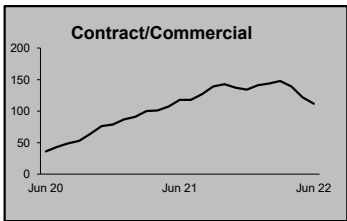
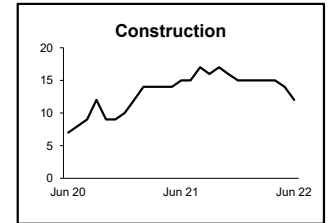
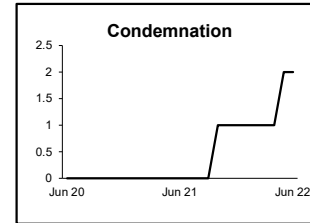
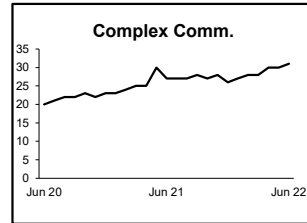
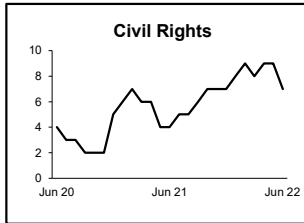
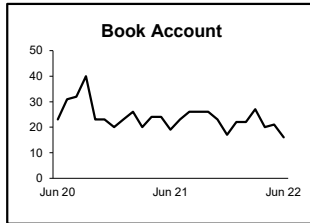
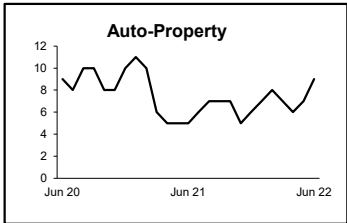
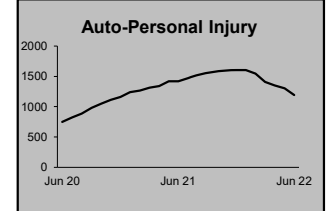
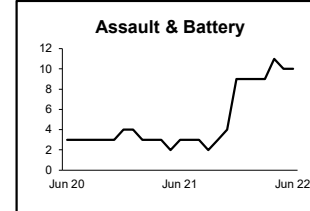
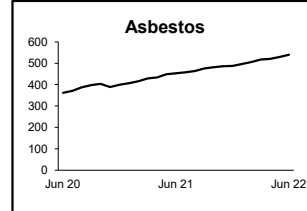
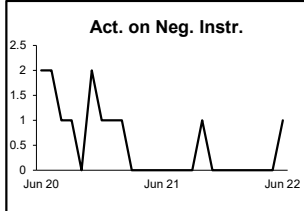
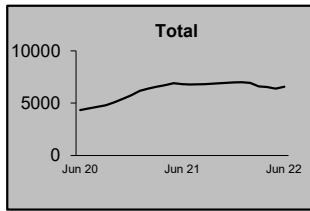
Monthly Resolutions



NOTE: Some Multicounty Litigation (MCL) cases were transferred in November 2014: Atlantic to Bergen = 8,935; Atlantic to Middlesex = 4,070.

**CIVIL BACKLOG BY CASETYPE
JUNE 2022
MIDDLESEX**

| | Total | Backlog | % chg |
|--------|--------------|----------------|--------------|
| Jun 20 | | 4,337 | |
| Jun 21 | | 6,796 | 57% |
| Jun 22 | | 6,565 | -3% |



- 1) Casetypes with the state's largest backlogs are highlighted.
- 2) Some Multicounty Litigation (MCL) cases were transferred in November 2014: Atlantic to Bergen = 8,935; Atlantic to Middlesex = 4,070.

CIVIL CASELOAD SUMMARY BY CASETYPE
JULY 2021 - JUNE 2022
MONMOUTH

| | Filings | | | Resolutions | | | Clearance | | Backlog | | | Backlog Percent | | Backlog Per 100 Monthly Filings | | Active Pending | | |
|-----------------|----------------------|----------------------|----------------|----------------------|----------------------|----------------|---------------------|-------------|--------------|--------------|----------------|-----------------|------------|---------------------------------|------------|----------------|--------------|----------------|
| | Jul 2020 to Jun 2021 | Jul 2021 to Jun 2022 | percent change | Jul 2020 to Jun 2021 | Jul 2021 to Jun 2022 | percent change | Jul 2021 - Jun 2022 | | Jun 2021 | Jun 2022 | percent change | Jun 2021 | Jun 2022 | Jun 2021 | Jun 2022 | Jun 2021 | Jun 2022 | percent change |
| | | | | number | percent | | | | | | | | | | | | | |
| Act on Neg Inst | 11 | 10 | -9% | 9 | 11 | 22% | 1 | 110% | 1 | 0 | -100% | 11% | 0% | 109 | 0 | 9 | 8 | -11% |
| Asbestos | 0 | 0 | 0% | 0 | 0 | 0% | 0 | 100% | 0 | 0 | 0% | 0% | 0% | 0 | 0 | 0 | 0 | 0% |
| Assault & Bat | 22 | 29 | 32% | 16 | 27 | 69% | -2 | 93% | 12 | 10 | -17% | 27% | 20% | 655 | 414 | 44 | 51 | 16% |
| Auto - Pers Inj | 1,311 | 1,117 | -15% | 1,189 | 1,363 | 15% | 246 | 122% | 435 | 377 | -13% | 24% | 24% | 398 | 405 | 1,823 | 1,572 | -14% |
| Auto - Property | 44 | 48 | 9% | 45 | 50 | 11% | 2 | 104% | 1 | 4 | 300% | 3% | 11% | 27 | 100 | 40 | 38 | -5% |
| Book Account | 723 | 598 | -17% | 632 | 692 | 9% | 94 | 116% | 9 | 20 | 122% | 2% | 8% | 15 | 40 | 371 | 266 | -28% |
| Civil Rights | 17 | 19 | 12% | 20 | 15 | -25% | -4 | 79% | 2 | 5 | 150% | 14% | 28% | 141 | 316 | 14 | 18 | 29% |
| Complex Comm | 13 | 16 | 23% | 20 | 37 | 85% | 21 | 231% | 31 | 24 | -23% | 58% | 69% | 2,862 | 1,800 | 53 | 35 | -34% |
| Condemnation | 10 | 13 | 30% | 10 | 11 | 10% | -2 | 85% | 2 | 2 | 0% | 13% | 13% | 240 | 185 | 15 | 16 | 7% |
| Construction | 37 | 43 | 16% | 38 | 42 | 11% | -1 | 98% | 16 | 14 | -13% | 29% | 25% | 519 | 391 | 55 | 57 | 4% |
| Contract/Comm | 677 | 560 | -17% | 737 | 639 | -13% | 79 | 114% | 79 | 94 | 19% | 14% | 19% | 140 | 201 | 563 | 484 | -14% |
| Employment | 16 | 17 | 6% | 6 | 22 | 267% | 5 | 129% | 7 | 2 | -71% | 33% | 13% | 525 | 141 | 21 | 16 | -24% |
| Lieu of P. Writ | 41 | 41 | 0% | 21 | 46 | 119% | 5 | 112% | 15 | 16 | 7% | 22% | 25% | 439 | 468 | 67 | 63 | -6% |
| Medical Malprac | 107 | 93 | -13% | 105 | 170 | 62% | 77 | 183% | 158 | 85 | -46% | 50% | 35% | 1,772 | 1,097 | 317 | 245 | -23% |
| Name Change | 179 | 204 | 14% | 147 | 210 | 43% | 6 | 103% | 0 | 0 | 0% | 0% | 0% | 0 | 0 | 50 | 43 | -14% |
| Other Insurance | 55 | 31 | -44% | 46 | 59 | 28% | 28 | 190% | 13 | 6 | -54% | 27% | 29% | 284 | 232 | 48 | 21 | -56% |
| Other MCL | 0 | 0 | 0% | 1 | 0 | -100% | 0 | 100% | 0 | 0 | 0% | 0% | 0% | 0 | 0 | 1 | 0 | -100% |
| Other Track 1 | 287 | 257 | -10% | 248 | 277 | 12% | 20 | 108% | 27 | 43 | 59% | 14% | 26% | 113 | 201 | 187 | 168 | -10% |
| Other Track 3 | 122 | 119 | -2% | 118 | 121 | 3% | 2 | 102% | 37 | 36 | -3% | 20% | 20% | 364 | 363 | 182 | 180 | -1% |
| Other Track 4 | 22 | 23 | 5% | 22 | 19 | -14% | -4 | 83% | 18 | 24 | 33% | 36% | 41% | 982 | 1,252 | 50 | 58 | 16% |
| Personal Injury | 640 | 565 | -12% | 554 | 637 | 15% | 72 | 113% | 287 | 267 | -7% | 29% | 30% | 538 | 567 | 977 | 897 | -8% |
| Prod Liability | 7 | 15 | 114% | 13 | 16 | 23% | 1 | 107% | 14 | 11 | -21% | 56% | 44% | 2,400 | 880 | 25 | 25 | 0% |
| Prof Malpractic | 38 | 30 | -21% | 43 | 42 | -2% | 12 | 140% | 34 | 39 | 15% | 36% | 44% | 1,074 | 1,560 | 94 | 89 | -5% |
| PIP Coverage | 21 | 13 | -38% | 16 | 20 | 25% | 7 | 154% | 2 | 0 | -100% | 18% | 0% | 114 | 0 | 11 | 4 | -64% |
| Real Property | 27 | 39 | 44% | 22 | 26 | 18% | -13 | 67% | 4 | 10 | 150% | 18% | 29% | 178 | 308 | 22 | 34 | 55% |
| Tort Other | 178 | 144 | -19% | 185 | 151 | -18% | 7 | 105% | 30 | 30 | 0% | 18% | 19% | 202 | 250 | 167 | 155 | -7% |
| Toxic Tort | 0 | 1 | | 0 | 2 | | 1 | 200% | 2 | 0 | -100% | 100% | 0% | 0 | 0 | 2 | 1 | -50% |
| UM/UIM Bod Inj | 93 | 89 | -4% | 114 | 106 | -7% | 17 | 119% | 30 | 29 | -3% | 23% | 25% | 387 | 391 | 132 | 115 | -13% |
| Total | 4,698 | 4,134 | -12% | 4,377 | 4,811 | 10% | 677 | 116% | 1,266 | 1,148 | -9% | 24% | 25% | 323 | 333 | 5,340 | 4,659 | -13% |

NOTE: Some Multicounty Litigation (MCL) cases were transferred in November 2014: Atlantic to Bergen = 8,935; Atlantic to Middlesex = 4,070.

CIVIL BACKLOG SUMMARY BY CASETYPE

June 2022

MONMOUTH

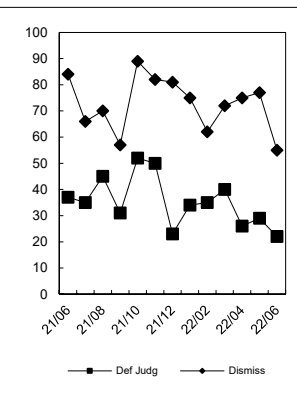
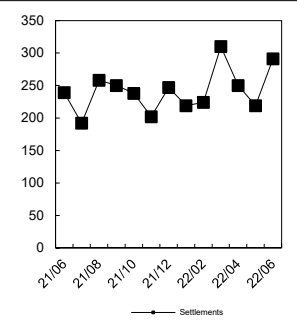
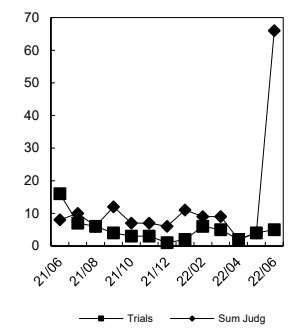
| | Cases in Backlog | | | | | | | | | | | | | | | |
|-----------------|-------------------------|-----------------|-----------------|----------------|---------------|-----------------|-----------------|----------------|---------------|-----------------|----------------|---------------|-----------------|----------------|---------------|---------------|
| | Track 1 | | | | | Track 2 | | | | Track 3 | | | Track 4 | | | Total Backlog |
| | 12 to 18 months | 18 to 24 months | 24 to 36 months | over 36 months | Total Track 1 | 18 to 24 months | 24 to 36 months | over 36 months | Total Track 2 | 24 to 36 months | over 36 months | Total Track 3 | 24 to 36 months | over 36 months | Total Track 4 | |
| Act on Neg Inst | 0 | 0 | 0 | 0 | 0 | 0 | 0 | 0 | 0 | 0 | 0 | 0 | 0 | 0 | 0 | 0 |
| Asbestos | 0 | 0 | 0 | 0 | 0 | 0 | 0 | 0 | 0 | 0 | 0 | 0 | 0 | 0 | 0 | 0 |
| Assault & Bat | 0 | 0 | 0 | 0 | 0 | 0 | 0 | 0 | 0 | 3 | 7 | 10 | 0 | 0 | 0 | 0 |
| Auto - Pers Inj | 0 | 0 | 0 | 0 | 0 | 172 | 170 | 35 | 377 | 0 | 0 | 0 | 0 | 0 | 0 | 0 |
| Auto - Property | 0 | 0 | 0 | 0 | 0 | 3 | 1 | 0 | 4 | 0 | 0 | 0 | 0 | 0 | 0 | 0 |
| Book Account | 15 | 4 | 1 | 0 | 20 | 0 | 0 | 0 | 0 | 0 | 0 | 0 | 0 | 0 | 0 | 0 |
| Civil Rights | 0 | 0 | 0 | 0 | 0 | 0 | 0 | 0 | 0 | 4 | 1 | 5 | 0 | 0 | 0 | 0 |
| Complex Comm | 0 | 0 | 0 | 0 | 0 | 0 | 0 | 0 | 0 | 0 | 0 | 0 | 7 | 17 | 24 | 24 |
| Condemnation | 0 | 0 | 0 | 0 | 0 | 0 | 0 | 0 | 0 | 1 | 1 | 2 | 0 | 0 | 0 | 0 |
| Construction | 0 | 0 | 0 | 0 | 0 | 3 | 6 | 5 | 14 | 0 | 0 | 0 | 0 | 0 | 0 | 0 |
| Contract/Comm | 0 | 0 | 0 | 0 | 0 | 46 | 35 | 12 | 93 | 1 | 0 | 1 | 0 | 0 | 0 | 0 |
| Employment | 0 | 0 | 0 | 0 | 0 | 0 | 1 | 1 | 2 | 0 | 0 | 0 | 0 | 0 | 0 | 0 |
| Lieu of P. Writ | 0 | 0 | 0 | 0 | 0 | 0 | 0 | 0 | 0 | 0 | 0 | 0 | 7 | 9 | 16 | 16 |
| Medical Malprac | 0 | 0 | 0 | 0 | 0 | 0 | 0 | 0 | 0 | 44 | 41 | 85 | 0 | 0 | 0 | 0 |
| Name Change | 0 | 0 | 0 | 0 | 0 | 0 | 0 | 0 | 0 | 0 | 0 | 0 | 0 | 0 | 0 | 0 |
| Other Insurance | 0 | 2 | 2 | 2 | 6 | 0 | 0 | 0 | 0 | 0 | 0 | 0 | 0 | 0 | 0 | 0 |
| Other MCL | 0 | 0 | 0 | 0 | 0 | 0 | 0 | 0 | 0 | 0 | 0 | 0 | 0 | 0 | 0 | 0 |
| Other Track 1 | 15 | 12 | 10 | 4 | 41 | 0 | 0 | 0 | 0 | 1 | 1 | 2 | 0 | 0 | 0 | 0 |
| Other Track 3 | 0 | 0 | 0 | 0 | 0 | 0 | 0 | 0 | 0 | 26 | 10 | 36 | 0 | 0 | 0 | 0 |
| Other Track 4 | 0 | 0 | 0 | 0 | 0 | 0 | 0 | 0 | 0 | 0 | 0 | 0 | 12 | 12 | 24 | 24 |
| Personal Injury | 0 | 0 | 0 | 0 | 0 | 109 | 113 | 44 | 266 | 0 | 1 | 1 | 0 | 0 | 0 | 0 |
| Prod Liability | 0 | 0 | 0 | 0 | 0 | 0 | 0 | 0 | 0 | 5 | 6 | 11 | 0 | 0 | 0 | 0 |
| Prof Malpractic | 0 | 0 | 0 | 0 | 0 | 0 | 1 | 0 | 1 | 18 | 20 | 38 | 0 | 0 | 0 | 0 |
| PIP Coverage | 0 | 0 | 0 | 0 | 0 | 0 | 0 | 0 | 0 | 0 | 0 | 0 | 0 | 0 | 0 | 0 |
| Real Property | 4 | 5 | 1 | 0 | 10 | 0 | 0 | 0 | 0 | 0 | 0 | 0 | 0 | 0 | 0 | 0 |
| Tort Other | 0 | 0 | 0 | 0 | 0 | 12 | 11 | 7 | 30 | 0 | 0 | 0 | 0 | 0 | 0 | 0 |
| Toxic Tort | 0 | 0 | 0 | 0 | 0 | 0 | 0 | 0 | 0 | 0 | 0 | 0 | 0 | 0 | 0 | 0 |
| UM/UIM Bod Inj | 0 | 0 | 0 | 0 | 0 | 17 | 11 | 1 | 29 | 0 | 0 | 0 | 0 | 0 | 0 | 0 |
| Total | 34 | 23 | 14 | 6 | 77 | 362 | 349 | 105 | 816 | 103 | 88 | 191 | 26 | 38 | 64 | 1,148 |

NOTE: Some Multicounty Litigation (MCL) cases were transferred in November 2014: Atlantic to Bergen = 8,935; Atlantic to Middlesex = 4,070.

CIVIL RESOLUTION SUMMARY BY CASETYPE
JULY 2021 - JUNE 2022
MONMOUTH

| | Trial | | | Summary | | | | | Total | Percent resolved by | | | | | | Monthly Resolutions |
|-----------------|-----------|----------|-----------|------------|--------------|------------------|------------|------------|--------------|---------------------|-----------|------------|-----------|------------|-----------|---------------------|
| | Jury | Nonjury | Total | Judgment | Settlement | Default Judgment | Dismiss | Other | | Trial | Sum Jud | Settle | Default J | Dismiss | Other | |
| Act on Neg Inst | 0 | 0 | 0 | 1 | 4 | 4 | 2 | 0 | 11 | 0% | 9% | 36% | 36% | 18% | 0% | |
| Asbestos | 0 | 0 | 0 | 0 | 0 | 0 | 0 | 0 | 0 | 0% | 0% | 0% | 0% | 0% | 0% | |
| Assault & Bat | 1 | 0 | 1 | 0 | 19 | 1 | 6 | 0 | 27 | 4% | 0% | 70% | 4% | 22% | 0% | |
| Auto - Pers Inj | 21 | 0 | 21 | 14 | 1,086 | 4 | 185 | 53 | 1,363 | 2% | 1% | 80% | 0% | 14% | 4% | |
| Auto - Property | 0 | 0 | 0 | 0 | 28 | 10 | 11 | 1 | 50 | 0% | 0% | 56% | 20% | 22% | 2% | |
| Book Account | 0 | 0 | 0 | 21 | 247 | 255 | 165 | 4 | 692 | 0% | 3% | 36% | 37% | 24% | 1% | |
| Civil Rights | 0 | 0 | 0 | 1 | 5 | 1 | 3 | 5 | 15 | 0% | 7% | 33% | 7% | 20% | 33% | |
| Complex Commer | 0 | 0 | 0 | 1 | 24 | 2 | 7 | 3 | 37 | 0% | 3% | 65% | 5% | 19% | 8% | |
| Condemnation | 0 | 0 | 0 | 0 | 7 | 0 | 0 | 4 | 11 | 0% | 0% | 64% | 0% | 0% | 36% | |
| Construction | 0 | 0 | 0 | 0 | 25 | 5 | 11 | 1 | 42 | 0% | 0% | 60% | 12% | 26% | 2% | |
| Contract/Commer | 2 | 6 | 8 | 20 | 305 | 105 | 183 | 18 | 639 | 1% | 3% | 48% | 16% | 29% | 3% | |
| Employment | 0 | 0 | 0 | 0 | 18 | 1 | 3 | 0 | 22 | 0% | 0% | 82% | 5% | 14% | 0% | |
| Lieu of P. Writ | 0 | 2 | 2 | 3 | 17 | 0 | 14 | 10 | 46 | 4% | 7% | 37% | 0% | 30% | 22% | |
| Medical Malprac | 5 | 0 | 5 | 56 | 91 | 0 | 16 | 2 | 170 | 3% | 33% | 54% | 0% | 9% | 1% | |
| Name Change | 0 | 0 | 0 | 0 | 0 | 0 | 11 | 199 | 210 | 0% | 0% | 0% | 0% | 5% | 95% | |
| Other Insurance | 0 | 0 | 0 | 4 | 31 | 2 | 11 | 11 | 59 | 0% | 7% | 53% | 3% | 19% | 19% | |
| Other MCL | 0 | 0 | 0 | 0 | 0 | 0 | 0 | 0 | 0 | 0% | 0% | 0% | 0% | 0% | 0% | |
| Other Track 1 | 0 | 0 | 0 | 4 | 147 | 9 | 67 | 50 | 277 | 0% | 1% | 53% | 3% | 24% | 18% | |
| Other Track 3 | 2 | 0 | 2 | 2 | 90 | 2 | 15 | 10 | 121 | 2% | 2% | 74% | 2% | 12% | 8% | |
| Other Track 4 | 0 | 0 | 0 | 1 | 11 | 5 | 0 | 2 | 19 | 0% | 5% | 58% | 26% | 0% | 11% | |
| Personal Injury | 5 | 0 | 5 | 15 | 485 | 6 | 83 | 43 | 637 | 1% | 2% | 76% | 1% | 13% | 7% | |
| Prod Liability | 0 | 0 | 0 | 0 | 11 | 0 | 1 | 4 | 16 | 0% | 0% | 69% | 0% | 6% | 25% | |
| Prof Malpractic | 1 | 0 | 1 | 0 | 35 | 0 | 5 | 1 | 42 | 2% | 0% | 83% | 0% | 12% | 2% | |
| PIP Coverage | 0 | 0 | 0 | 1 | 7 | 0 | 7 | 5 | 20 | 0% | 5% | 35% | 0% | 35% | 25% | |
| Real Property | 2 | 0 | 2 | 1 | 11 | 2 | 10 | 0 | 26 | 8% | 4% | 42% | 8% | 38% | 0% | |
| Tort Other | 0 | 0 | 0 | 4 | 105 | 8 | 29 | 5 | 151 | 0% | 3% | 70% | 5% | 19% | 3% | |
| Toxic Tort | 0 | 0 | 0 | 0 | 2 | 0 | 0 | 0 | 2 | 0% | 0% | 100% | 0% | 0% | 0% | |
| UM/UM Bod Inj | 1 | 0 | 1 | 0 | 89 | 0 | 16 | 0 | 106 | 1% | 0% | 84% | 0% | 15% | 0% | |
| Total | 40 | 8 | 48 | 149 | 2,900 | 422 | 861 | 431 | 4,811 | 1% | 3% | 60% | 9% | 18% | 9% | |

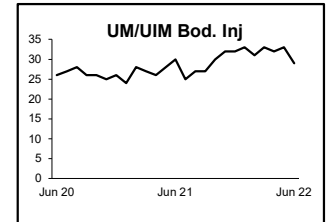
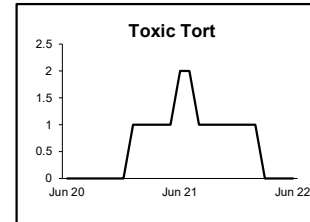
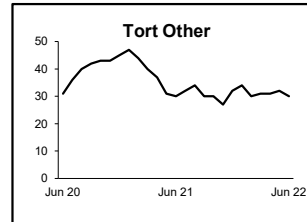
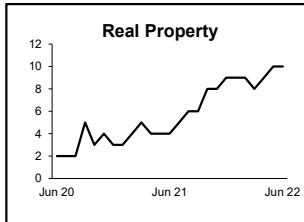
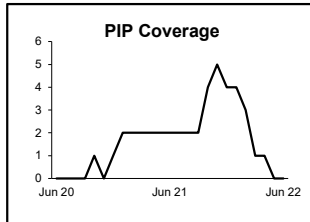
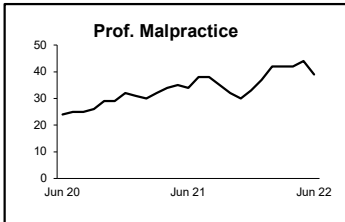
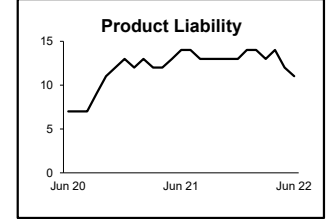
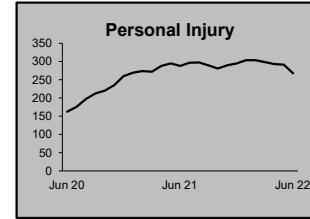
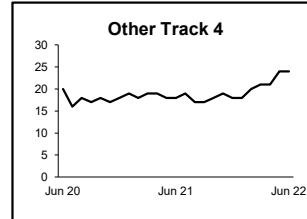
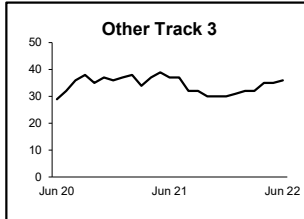
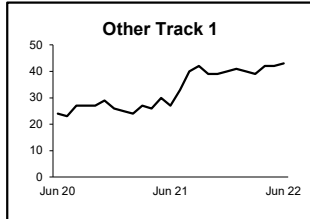
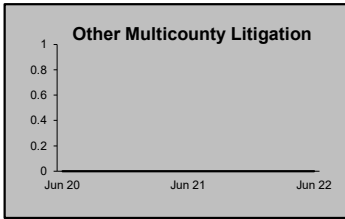
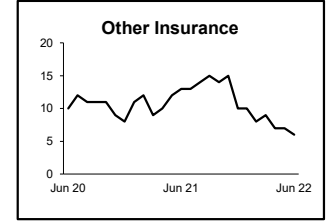
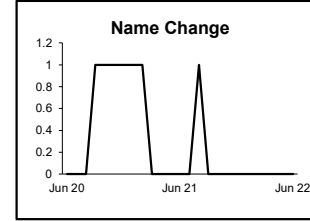
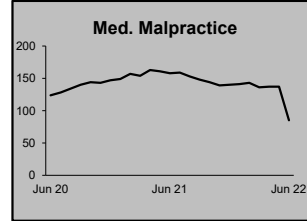
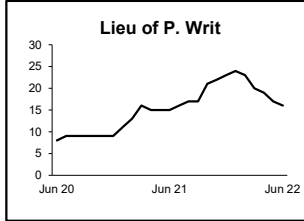
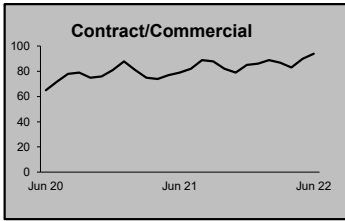
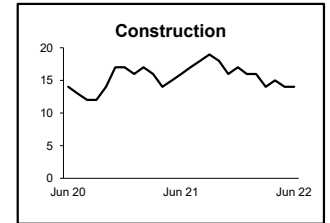
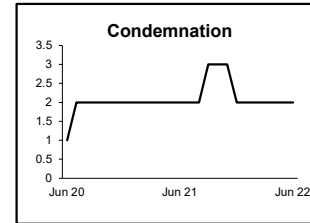
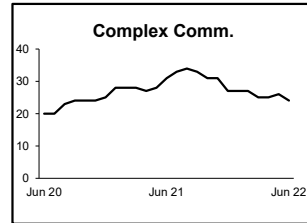
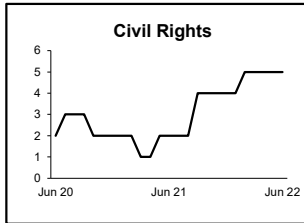
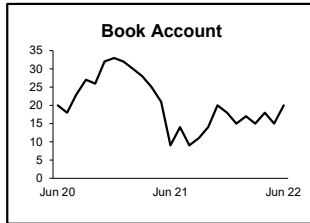
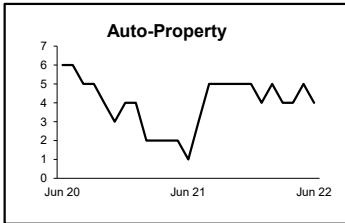
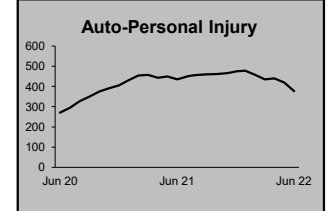
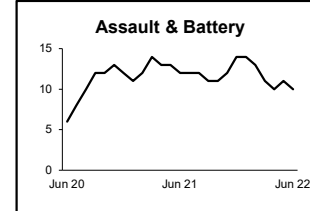
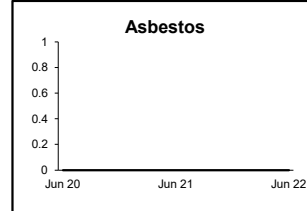
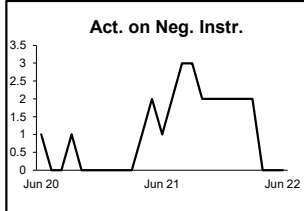
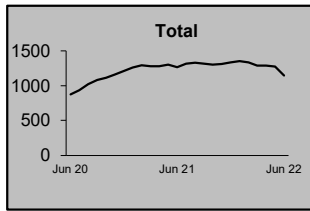
Monthly Resolutions



NOTE: Some Multicounty Litigation (MCL) cases were transferred in November 2014: Atlantic to Bergen = 8,935; Atlantic to Middlesex = 4,070.

CIVIL BACKLOG BY CASETYPE JUNE 2022 MONMOUTH

| | Total Backlog | % chg |
|--------|---------------|-------|
| Jun 20 | 876 | |
| Jun 21 | 1,266 | 45% |
| Jun 22 | 1,148 | -9% |



- 1) Casetypes with the state's largest backlogs are highlighted.
- 2) Some Multicounty Litigation (MCL) cases were transferred in November 2014: Atlantic to Bergen = 8,935; Atlantic to Middlesex = 4,070.

CIVIL CASELOAD SUMMARY BY CASETYPE
JULY 2021 - JUNE 2022
MORRIS

| | Filings | | | Resolutions | | | Clearance | | Backlog | | | Backlog Percent | | Backlog Per 100 Monthly Filings | | Active Pending | | |
|-----------------|----------------------|----------------------|----------------|----------------------|----------------------|----------------|---------------------|-------------|------------|------------|----------------|-----------------|------------|---------------------------------|------------|----------------|--------------|----------------|
| | Jul 2020 to Jun 2021 | Jul 2021 to Jun 2022 | percent change | Jul 2020 to Jun 2021 | Jul 2021 to Jun 2022 | percent change | Jul 2021 - Jun 2022 | | Jun 2021 | Jun 2022 | percent change | Jun 2021 | Jun 2022 | Jun 2021 | Jun 2022 | Jun 2021 | Jun 2022 | percent change |
| | | | | | | | number | percent | | | | | | | | | | |
| Act on Neg Inst | 5 | 3 | -40% | 4 | 3 | -25% | 0 | 100% | 0 | 2 | | 0% | 50% | 0 | 800 | 4 | 4 | 0% |
| Asbestos | 1 | 0 | -100% | 1 | 0 | -100% | 0 | 100% | 0 | 0 | 0% | 0% | 0% | 0 | 0 | 0 | 0 | 0% |
| Assault & Bat | 16 | 28 | 75% | 6 | 26 | 333% | -2 | 93% | 5 | 7 | 40% | 13% | 16% | 375 | 300 | 40 | 43 | 8% |
| Auto - Pers Inj | 579 | 498 | -14% | 529 | 546 | 3% | 48 | 110% | 212 | 258 | 22% | 25% | 32% | 439 | 622 | 849 | 799 | -6% |
| Auto - Property | 25 | 21 | -16% | 27 | 22 | -19% | 1 | 105% | 2 | 2 | 0% | 11% | 11% | 96 | 114 | 19 | 18 | -5% |
| Book Account | 495 | 391 | -21% | 440 | 472 | 7% | 81 | 121% | 19 | 23 | 21% | 7% | 13% | 46 | 71 | 269 | 182 | -32% |
| Civil Rights | 10 | 18 | 80% | 6 | 15 | 150% | -3 | 83% | 1 | 1 | 0% | 8% | 7% | 120 | 67 | 12 | 15 | 25% |
| Complex Comm | 18 | 14 | -22% | 25 | 23 | -8% | 9 | 164% | 24 | 33 | 38% | 55% | 70% | 1,600 | 2,829 | 44 | 47 | 7% |
| Condemnation | 5 | 5 | 0% | 4 | 1 | -75% | -4 | 20% | 0 | 0 | 0% | 0% | 0% | 0 | 0 | 1 | 5 | 400% |
| Construction | 36 | 24 | -33% | 29 | 29 | 0% | 5 | 121% | 12 | 13 | 8% | 27% | 33% | 400 | 650 | 45 | 40 | -11% |
| Contract/Comm | 467 | 435 | -7% | 487 | 456 | -6% | 21 | 105% | 71 | 85 | 20% | 16% | 21% | 182 | 234 | 438 | 410 | -6% |
| Employment | 17 | 13 | -24% | 11 | 10 | -9% | -3 | 77% | 3 | 3 | 0% | 21% | 18% | 212 | 277 | 14 | 17 | 21% |
| Lieu of P. Writ | 26 | 25 | -4% | 17 | 27 | 59% | 2 | 108% | 4 | 3 | -25% | 13% | 10% | 185 | 144 | 30 | 29 | -3% |
| Medical Malprac | 48 | 41 | -15% | 26 | 36 | 38% | -5 | 88% | 61 | 88 | 44% | 42% | 58% | 1,525 | 2,576 | 146 | 151 | 3% |
| Name Change | 119 | 155 | 30% | 109 | 150 | 38% | -5 | 97% | 0 | 0 | 0% | 0% | 0% | 0 | 0 | 28 | 33 | 18% |
| Other Insurance | 38 | 26 | -32% | 36 | 24 | -33% | -2 | 92% | 8 | 16 | 100% | 26% | 55% | 253 | 738 | 31 | 29 | -6% |
| Other MCL | 1 | 0 | -100% | 0 | 0 | 0% | 0 | 100% | 0 | 0 | 0% | 0% | 0% | 0 | 0 | 0 | 0 | 0% |
| Other Track 1 | 191 | 159 | -17% | 177 | 158 | -11% | -1 | 99% | 14 | 20 | 43% | 13% | 20% | 88 | 151 | 106 | 102 | -4% |
| Other Track 3 | 97 | 88 | -9% | 69 | 93 | 35% | 5 | 106% | 27 | 35 | 30% | 20% | 27% | 334 | 477 | 134 | 130 | -3% |
| Other Track 4 | 11 | 10 | -9% | 18 | 16 | -11% | 6 | 160% | 17 | 12 | -29% | 57% | 43% | 1,855 | 1,440 | 30 | 28 | -7% |
| Personal Injury | 366 | 369 | 1% | 298 | 367 | 23% | -2 | 99% | 144 | 183 | 27% | 26% | 34% | 472 | 595 | 548 | 546 | 0% |
| Prod Liability | 222 | 16 | -93% | 188 | 67 | -64% | 51 | 419% | 9 | 16 | 78% | 11% | 53% | 49 | 1,200 | 85 | 30 | -65% |
| Prof Malpractic | 16 | 35 | 119% | 27 | 25 | -7% | -10 | 71% | 20 | 23 | 15% | 43% | 36% | 1,500 | 789 | 47 | 64 | 36% |
| PIP Coverage | 45 | 27 | -40% | 41 | 32 | -22% | 5 | 119% | 2 | 3 | 50% | 11% | 23% | 53 | 133 | 19 | 13 | -32% |
| Real Property | 18 | 19 | 6% | 17 | 16 | -6% | -3 | 84% | 5 | 4 | -20% | 42% | 27% | 333 | 253 | 12 | 15 | 25% |
| Tort Other | 90 | 100 | 11% | 75 | 91 | 21% | -9 | 91% | 16 | 33 | 106% | 18% | 33% | 213 | 396 | 91 | 101 | 11% |
| Toxic Tort | 1 | 0 | -100% | 0 | 3 | | 3 | 100% | 1 | 1 | 0% | 25% | 50% | 1,200 | | 4 | 2 | -50% |
| UM/UM Bod Inj | 17 | 14 | -18% | 20 | 22 | 10% | 8 | 157% | 7 | 7 | 0% | 23% | 32% | 494 | 600 | 31 | 22 | -29% |
| Total | 2,980 | 2,534 | -15% | 2,687 | 2,730 | 2% | 196 | 108% | 684 | 871 | 27% | 22% | 30% | 275 | 412 | 3,077 | 2,875 | -7% |

NOTE: Some Multicounty Litigation (MCL) cases were transferred in November 2014: Atlantic to Bergen = 8,935; Atlantic to Middlesex = 4,070.

CIVIL BACKLOG SUMMARY BY CASETYPE

June 2022

MORRIS

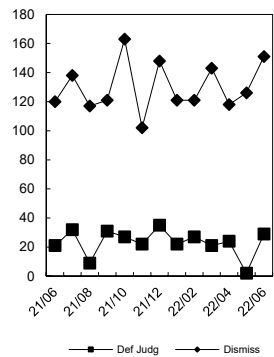
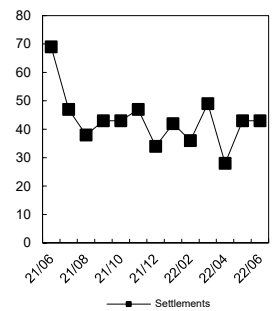
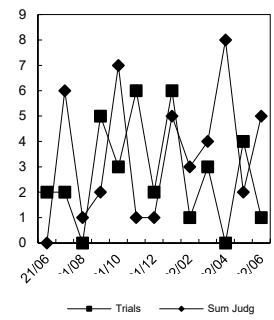
| | Cases in Backlog | | | | | | | | | | | | | | | |
|-----------------|-------------------------|-----------------|-----------------|----------------|---------------|-----------------|-----------------|----------------|---------------|-----------------|----------------|---------------|-----------------|----------------|---------------|---------------|
| | Track 1 | | | | | Track 2 | | | | Track 3 | | | Track 4 | | | Total Backlog |
| | 12 to 18 months | 18 to 24 months | 24 to 36 months | over 36 months | Total Track 1 | 18 to 24 months | 24 to 36 months | over 36 months | Total Track 2 | 24 to 36 months | over 36 months | Total Track 3 | 24 to 36 months | over 36 months | Total Track 4 | |
| Act on Neg Inst | 1 | 1 | 0 | 0 | 2 | 0 | 0 | 0 | 0 | 0 | 0 | 0 | 0 | 0 | 0 | 2 |
| Asbestos | 0 | 0 | 0 | 0 | 0 | 0 | 0 | 0 | 0 | 0 | 0 | 0 | 0 | 0 | 0 | 0 |
| Assault & Bat | 0 | 0 | 0 | 0 | 0 | 0 | 0 | 0 | 0 | 3 | 4 | 7 | 0 | 0 | 0 | 7 |
| Auto - Pers Inj | 0 | 0 | 0 | 0 | 0 | 109 | 140 | 9 | 258 | 0 | 0 | 0 | 0 | 0 | 0 | 258 |
| Auto - Property | 0 | 0 | 0 | 0 | 0 | 1 | 1 | 0 | 2 | 0 | 0 | 0 | 0 | 0 | 0 | 2 |
| Book Account | 11 | 7 | 5 | 0 | 23 | 0 | 0 | 0 | 0 | 0 | 0 | 0 | 0 | 0 | 0 | 23 |
| Civil Rights | 0 | 0 | 0 | 0 | 0 | 0 | 0 | 0 | 0 | 1 | 0 | 1 | 0 | 0 | 0 | 1 |
| Complex Comm | 0 | 0 | 0 | 0 | 0 | 0 | 0 | 0 | 0 | 0 | 0 | 0 | 11 | 22 | 33 | 33 |
| Condemnation | 0 | 0 | 0 | 0 | 0 | 0 | 0 | 0 | 0 | 0 | 0 | 0 | 0 | 0 | 0 | 0 |
| Construction | 0 | 0 | 0 | 0 | 0 | 8 | 5 | 0 | 13 | 0 | 0 | 0 | 0 | 0 | 0 | 13 |
| Contract/Comme | 0 | 0 | 0 | 0 | 0 | 48 | 32 | 5 | 85 | 0 | 0 | 0 | 0 | 0 | 0 | 85 |
| Employment | 0 | 0 | 0 | 0 | 0 | 2 | 0 | 1 | 3 | 0 | 0 | 0 | 0 | 0 | 0 | 3 |
| Lieu of P. Writ | 0 | 0 | 0 | 0 | 0 | 0 | 0 | 0 | 0 | 0 | 0 | 0 | 2 | 1 | 3 | 3 |
| Medical Malprac | 0 | 0 | 0 | 0 | 0 | 0 | 0 | 0 | 0 | 39 | 49 | 88 | 0 | 0 | 0 | 88 |
| Name Change | 0 | 0 | 0 | 0 | 0 | 0 | 0 | 0 | 0 | 0 | 0 | 0 | 0 | 0 | 0 | 0 |
| Other Insurance | 6 | 7 | 3 | 0 | 16 | 0 | 0 | 0 | 0 | 0 | 0 | 0 | 0 | 0 | 0 | 16 |
| Other MCL | 0 | 0 | 0 | 0 | 0 | 0 | 0 | 0 | 0 | 0 | 0 | 0 | 0 | 0 | 0 | 0 |
| Other Track 1 | 13 | 5 | 2 | 0 | 20 | 0 | 0 | 0 | 0 | 0 | 0 | 0 | 0 | 0 | 0 | 20 |
| Other Track 3 | 0 | 0 | 0 | 0 | 0 | 0 | 0 | 0 | 0 | 19 | 16 | 35 | 0 | 0 | 0 | 35 |
| Other Track 4 | 0 | 0 | 0 | 0 | 0 | 0 | 0 | 0 | 0 | 0 | 0 | 0 | 3 | 9 | 12 | 12 |
| Personal Injury | 0 | 0 | 0 | 0 | 0 | 82 | 92 | 9 | 183 | 0 | 0 | 0 | 0 | 0 | 0 | 183 |
| Prod Liability | 0 | 0 | 0 | 0 | 0 | 0 | 0 | 0 | 0 | 8 | 8 | 16 | 0 | 0 | 0 | 16 |
| Prof Malpractic | 0 | 0 | 0 | 0 | 0 | 0 | 0 | 0 | 0 | 8 | 15 | 23 | 0 | 0 | 0 | 23 |
| PIP Coverage | 1 | 1 | 1 | 0 | 3 | 0 | 0 | 0 | 0 | 0 | 0 | 0 | 0 | 0 | 0 | 3 |
| Real Property | 0 | 1 | 2 | 1 | 4 | 0 | 0 | 0 | 0 | 0 | 0 | 0 | 0 | 0 | 0 | 4 |
| Tort Other | 0 | 0 | 0 | 0 | 0 | 14 | 15 | 4 | 33 | 0 | 0 | 0 | 0 | 0 | 0 | 33 |
| Toxic Tort | 0 | 0 | 0 | 0 | 0 | 0 | 0 | 0 | 0 | 0 | 1 | 1 | 0 | 0 | 0 | 1 |
| UM/UIM Bod Inj | 0 | 0 | 0 | 0 | 0 | 4 | 3 | 0 | 7 | 0 | 0 | 0 | 0 | 0 | 0 | 7 |
| Total | 32 | 22 | 13 | 1 | 68 | 268 | 288 | 28 | 584 | 78 | 93 | 171 | 16 | 32 | 48 | 871 |

NOTE: Some Multicounty Litigation (MCL) cases were transferred in November 2014: Atlantic to Bergen = 8,935; Atlantic to Middlesex = 4,070.

CIVIL RESOLUTION SUMMARY BY CASETYPE
JULY 2021 - JUNE 2022
MORRIS

| | Trial | | | Summary | | | | | Total | Percent resolved by | | | | | |
|-----------------|-----------|-----------|-----------|-----------|------------|------------------|--------------|------------|--------------|---------------------|-----------|------------|------------|------------|------------|
| | Jury | Nonjury | Total | Judgment | Settlement | Default Judgment | Dismiss | Other | | Trial | Sum Jud | Settle | Default J | Dismiss | Other |
| Act on Neg Inst | 0 | 0 | 0 | 0 | 1 | 0 | 2 | 0 | 3 | 0% | 0% | 33% | 0% | 67% | 0% |
| Asbestos | 0 | 0 | 0 | 0 | 0 | 0 | 0 | 0 | 0 | 0% | 0% | 0% | 0% | 0% | 0% |
| Assault & Bat | 0 | 0 | 0 | 0 | 2 | 0 | 23 | 1 | 26 | 0% | 0% | 8% | 0% | 88% | 4% |
| Auto - Pers Inj | 14 | 1 | 15 | 0 | 143 | 3 | 374 | 11 | 546 | 3% | 0% | 26% | 1% | 68% | 2% |
| Auto - Property | 0 | 0 | 0 | 0 | 2 | 6 | 13 | 1 | 22 | 0% | 0% | 9% | 27% | 59% | 5% |
| Book Account | 0 | 1 | 1 | 19 | 81 | 166 | 197 | 8 | 472 | 0% | 4% | 17% | 35% | 42% | 2% |
| Civil Rights | 0 | 0 | 0 | 0 | 0 | 0 | 12 | 3 | 15 | 0% | 0% | 0% | 0% | 80% | 20% |
| Complex Commer | 0 | 0 | 0 | 0 | 0 | 0 | 15 | 8 | 23 | 0% | 0% | 0% | 0% | 65% | 35% |
| Condemnation | 0 | 0 | 0 | 1 | 0 | 0 | 0 | 0 | 1 | 0% | 100% | 0% | 0% | 0% | 0% |
| Construction | 0 | 0 | 0 | 1 | 7 | 1 | 20 | 0 | 29 | 0% | 3% | 24% | 3% | 69% | 0% |
| Contract/Commer | 1 | 3 | 4 | 14 | 71 | 75 | 284 | 8 | 456 | 1% | 3% | 16% | 16% | 62% | 2% |
| Employment | 0 | 0 | 0 | 0 | 1 | 0 | 9 | 0 | 10 | 0% | 0% | 10% | 0% | 90% | 0% |
| Lieu of P. Writ | 0 | 4 | 4 | 2 | 6 | 0 | 11 | 4 | 27 | 15% | 7% | 22% | 0% | 41% | 15% |
| Medical Malprac | 0 | 0 | 0 | 0 | 2 | 0 | 32 | 2 | 36 | 0% | 0% | 6% | 0% | 89% | 6% |
| Name Change | 0 | 0 | 0 | 0 | 0 | 0 | 9 | 141 | 150 | 0% | 0% | 0% | 0% | 6% | 94% |
| Other Insurance | 0 | 1 | 1 | 1 | 1 | 1 | 18 | 2 | 24 | 4% | 4% | 4% | 4% | 75% | 8% |
| Other MCL | 0 | 0 | 0 | 0 | 0 | 0 | 0 | 0 | 0 | 0% | 0% | 0% | 0% | 0% | 0% |
| Other Track 1 | 1 | 0 | 1 | 1 | 30 | 17 | 89 | 20 | 158 | 1% | 1% | 19% | 11% | 56% | 13% |
| Other Track 3 | 0 | 0 | 0 | 0 | 17 | 0 | 67 | 9 | 93 | 0% | 0% | 18% | 0% | 72% | 10% |
| Other Track 4 | 0 | 1 | 1 | 0 | 0 | 4 | 6 | 5 | 16 | 6% | 0% | 0% | 25% | 38% | 31% |
| Personal Injury | 3 | 0 | 3 | 4 | 101 | 2 | 235 | 22 | 367 | 1% | 1% | 28% | 1% | 64% | 6% |
| Prod Liability | 0 | 0 | 0 | 0 | 2 | 0 | 10 | 55 | 67 | 0% | 0% | 3% | 0% | 15% | 82% |
| Prof Malpractic | 0 | 0 | 0 | 0 | 5 | 0 | 19 | 1 | 25 | 0% | 0% | 20% | 0% | 76% | 4% |
| PIP Coverage | 0 | 0 | 0 | 1 | 2 | 2 | 24 | 3 | 32 | 0% | 3% | 6% | 6% | 75% | 9% |
| Real Property | 0 | 1 | 1 | 0 | 2 | 0 | 11 | 2 | 16 | 6% | 0% | 13% | 0% | 69% | 13% |
| Tort Other | 0 | 0 | 0 | 1 | 9 | 4 | 75 | 2 | 91 | 0% | 1% | 10% | 4% | 82% | 2% |
| Toxic Tort | 0 | 0 | 0 | 0 | 0 | 0 | 3 | 0 | 3 | 0% | 0% | 0% | 0% | 100% | 0% |
| UM/UM Bod Inj | 2 | 0 | 2 | 0 | 8 | 0 | 11 | 1 | 22 | 9% | 0% | 36% | 0% | 50% | 5% |
| Total | 21 | 12 | 33 | 45 | 493 | 281 | 1,569 | 309 | 2,730 | 1% | 2% | 18% | 10% | 57% | 11% |

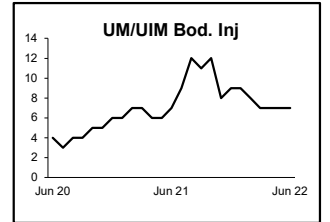
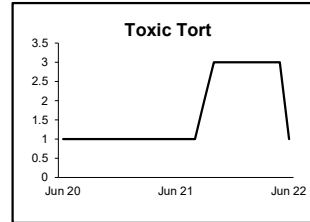
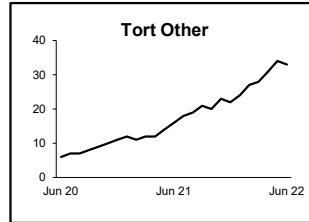
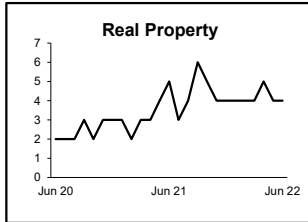
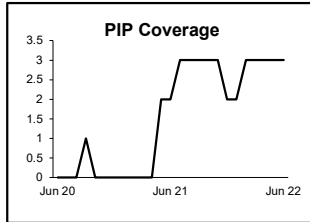
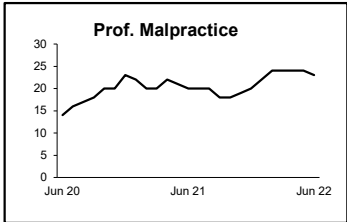
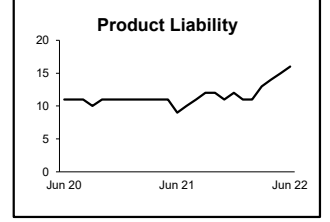
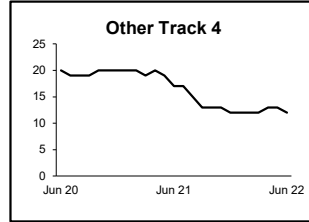
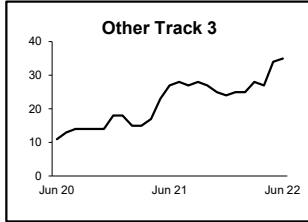
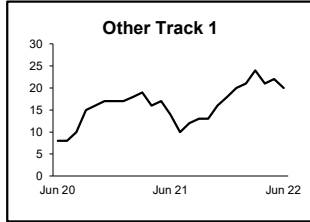
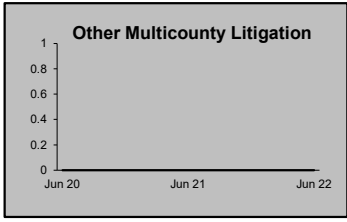
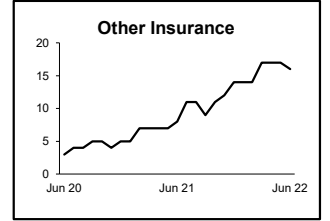
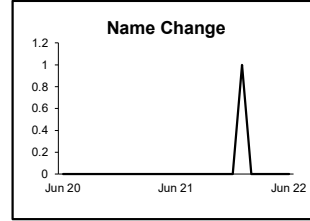
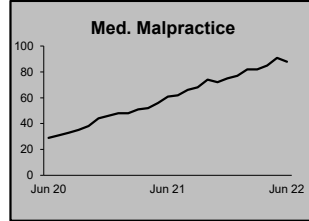
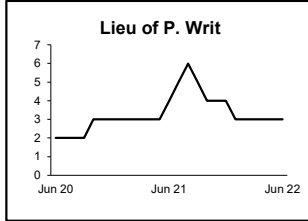
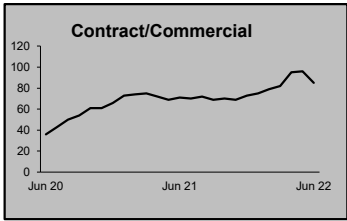
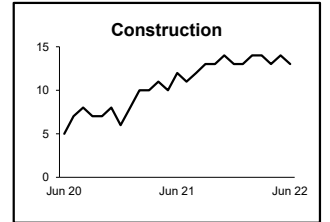
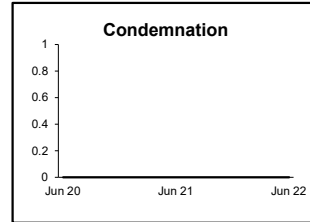
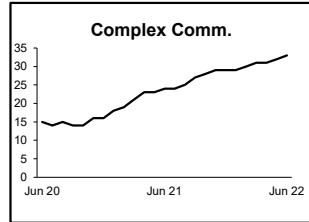
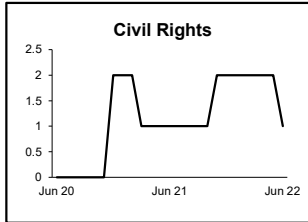
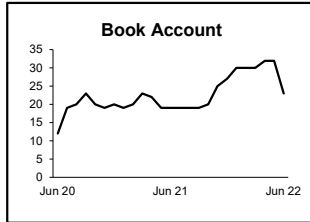
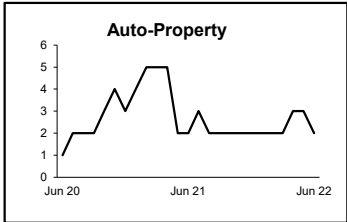
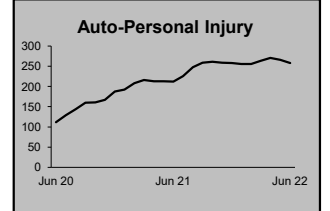
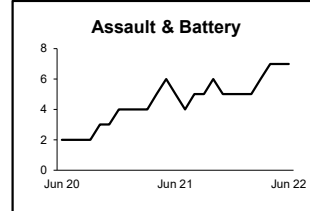
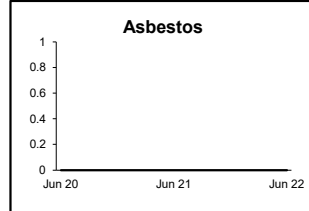
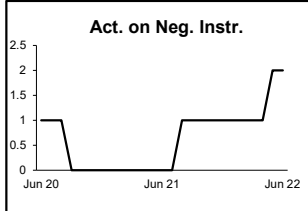
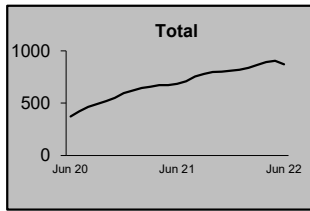
Monthly Resolutions



NOTE: Some Multicounty Litigation (MCL) cases were transferred in November 2014: Atlantic to Bergen = 8,935; Atlantic to Middlesex = 4,070.

**CIVIL BACKLOG BY CASETYPE
JUNE 2022
MORRIS**

| | Total | Backlog | % chg |
|--------|--------------|----------------|--------------|
| Jun 20 | | 373 | |
| Jun 21 | | 684 | 83% |
| Jun 22 | | 871 | 27% |



- 1) Casetypes with the state's largest backlogs are highlighted.
- 2) Some Multicounty Litigation (MCL) cases were transferred in November 2014: Atlantic to Bergen = 8,935; Atlantic to Middlesex = 4,070.

CIVIL CASELOAD SUMMARY BY CASETYPE
JULY 2021 - JUNE 2022
OCEAN

| | Filings | | | Resolutions | | | Clearance | | Backlog | | | Backlog Percent | | Backlog Per 100 Monthly Filings | | Active Pending | | |
|-----------------|----------------------|----------------------|----------------|----------------------|----------------------|----------------|---------------------|-------------|--------------|------------|----------------|-----------------|------------|---------------------------------|------------|----------------|--------------|----------------|
| | Jul 2020 to Jun 2021 | Jul 2021 to Jun 2022 | percent change | Jul 2020 to Jun 2021 | Jul 2021 to Jun 2022 | percent change | Jul 2021 - Jun 2022 | | Jun 2021 | Jun 2022 | percent change | Jun 2021 | Jun 2022 | Jun 2021 | Jun 2022 | Jun 2021 | Jun 2022 | percent change |
| | | | | | | | number | percent | | | | | | | | | | |
| Act on Neg Inst | 23 | 10 | -57% | 17 | 12 | -29% | 2 | 120% | 1 | 8 | 700% | 6% | 57% | 52 | 960 | 16 | 14 | -13% |
| Asbestos | 0 | 0 | 0% | 0 | 0 | 0% | 0 | 100% | 0 | 0 | 0% | 0% | 0% | 0 | 0 | 0 | 0 | 0% |
| Assault & Bat | 6 | 31 | 417% | 7 | 21 | 200% | -10 | 68% | 2 | 9 | 350% | 14% | 36% | 400 | 348 | 14 | 25 | 79% |
| Auto - Pers Inj | 941 | 828 | -12% | 805 | 1,002 | 24% | 174 | 121% | 430 | 383 | -11% | 30% | 31% | 548 | 555 | 1,433 | 1,255 | -12% |
| Auto - Property | 36 | 35 | -3% | 38 | 47 | 24% | 12 | 134% | 9 | 2 | -78% | 23% | 8% | 300 | 69 | 39 | 26 | -33% |
| Book Account | 603 | 498 | -17% | 514 | 646 | 26% | 148 | 130% | 32 | 8 | -75% | 10% | 5% | 64 | 19 | 324 | 171 | -47% |
| Civil Rights | 14 | 13 | -7% | 17 | 11 | -35% | -2 | 85% | 4 | 3 | -25% | 36% | 25% | 343 | 277 | 11 | 12 | 9% |
| Complex Comm | 7 | 4 | -43% | 14 | 11 | -21% | 7 | 275% | 8 | 5 | -38% | 57% | 63% | 1,371 | 1,500 | 14 | 8 | -43% |
| Condemnation | 18 | 24 | 33% | 109 | 27 | -75% | 3 | 113% | 43 | 35 | -19% | 83% | 71% | 2,867 | 1,750 | 52 | 49 | -6% |
| Construction | 22 | 27 | 23% | 21 | 29 | 38% | 2 | 107% | 12 | 7 | -42% | 39% | 24% | 655 | 311 | 31 | 29 | -6% |
| Contract/Comm | 436 | 398 | -9% | 445 | 405 | -9% | 7 | 102% | 53 | 33 | -38% | 17% | 11% | 146 | 99 | 303 | 293 | -3% |
| Employment | 8 | 11 | 38% | 7 | 12 | 71% | 1 | 109% | 5 | 3 | -40% | 42% | 27% | 750 | 327 | 12 | 11 | -8% |
| Lieu of P. Writ | 50 | 36 | -28% | 46 | 41 | -11% | 5 | 114% | 9 | 4 | -56% | 17% | 8% | 216 | 133 | 54 | 49 | -9% |
| Medical Malprac | 60 | 52 | -13% | 50 | 72 | 44% | 20 | 138% | 65 | 63 | -3% | 41% | 45% | 1,300 | 1,454 | 160 | 141 | -12% |
| Name Change | 119 | 147 | 24% | 128 | 143 | 12% | -4 | 97% | 4 | 0 | -100% | 14% | 0% | 40 | 0 | 29 | 32 | 10% |
| Other Insurance | 20 | 23 | 15% | 17 | 21 | 24% | -2 | 91% | 8 | 9 | 13% | 36% | 39% | 480 | 470 | 22 | 23 | 5% |
| Other MCL | 0 | 1 | | 0 | 1 | | 0 | 100% | 0 | 0 | 0% | 0% | 0% | 0 | 0 | 0 | 1 | |
| Other Track 1 | 279 | 315 | 13% | 233 | 341 | 46% | 26 | 108% | 63 | 39 | -38% | 30% | 21% | 271 | 149 | 213 | 187 | -12% |
| Other Track 3 | 111 | 88 | -21% | 71 | 88 | 24% | 0 | 100% | 26 | 33 | 27% | 17% | 21% | 281 | 450 | 156 | 157 | 1% |
| Other Track 4 | 10 | 9 | -10% | 9 | 18 | 100% | 9 | 200% | 8 | 6 | -25% | 33% | 38% | 960 | 800 | 24 | 16 | -33% |
| Personal Injury | 518 | 474 | -8% | 469 | 576 | 23% | 102 | 122% | 271 | 221 | -18% | 32% | 30% | 628 | 559 | 846 | 744 | -12% |
| Prod Liability | 14 | 7 | -50% | 18 | 19 | 6% | 12 | 271% | 12 | 7 | -42% | 41% | 44% | 1,029 | 1,200 | 29 | 16 | -45% |
| Prof Malpractic | 30 | 29 | -3% | 24 | 44 | 83% | 15 | 152% | 25 | 18 | -28% | 34% | 30% | 1,000 | 745 | 74 | 61 | -18% |
| PIP Coverage | 5 | 10 | 100% | 3 | 12 | 300% | 2 | 120% | 1 | 0 | -100% | 20% | 0% | 240 | 0 | 5 | 3 | -40% |
| Real Property | 26 | 36 | 38% | 28 | 37 | 32% | 1 | 103% | 9 | 6 | -33% | 45% | 32% | 415 | 200 | 20 | 19 | -5% |
| Tort Other | 137 | 109 | -20% | 120 | 134 | 12% | 25 | 123% | 28 | 21 | -25% | 22% | 21% | 245 | 231 | 129 | 102 | -21% |
| Toxic Tort | 0 | 0 | 0% | 0 | 0 | 0% | 0 | 100% | 0 | 0 | 0% | 0% | 0% | 0 | 0 | 0 | 0 | 0% |
| UM/UM Bod Inj | 38 | 38 | 0% | 47 | 51 | 9% | 13 | 134% | 28 | 18 | -36% | 41% | 33% | 884 | 568 | 68 | 55 | -19% |
| Total | 3,531 | 3,253 | -8% | 3,257 | 3,821 | 17% | 568 | 117% | 1,156 | 941 | -19% | 28% | 27% | 393 | 347 | 4,078 | 3,499 | -14% |

NOTE: Some Multicounty Litigation (MCL) cases were transferred in November 2014: Atlantic to Bergen = 8,935; Atlantic to Middlesex = 4,070.

CIVIL BACKLOG SUMMARY BY CASETYPE

June 2022

OCEAN

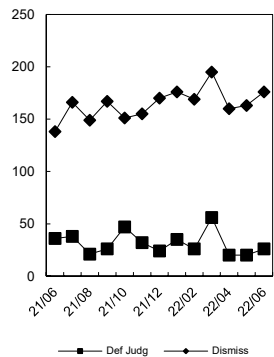
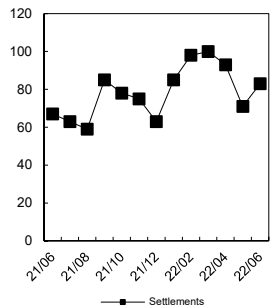
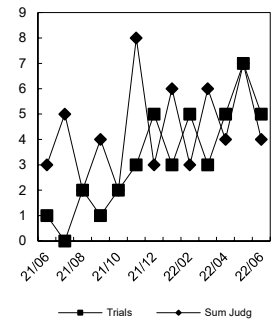
| | Cases in Backlog | | | | | | | | | | | | | | | |
|-----------------|------------------|-----------------|-----------------|----------------|---------------|-----------------|-----------------|----------------|---------------|-----------------|----------------|---------------|-----------------|----------------|---------------|---------------|
| | Track 1 | | | | | Track 2 | | | | Track 3 | | | Track 4 | | | Total Backlog |
| | 12 to 18 months | 18 to 24 months | 24 to 36 months | over 36 months | Total Track 1 | 18 to 24 months | 24 to 36 months | over 36 months | Total Track 2 | 24 to 36 months | over 36 months | Total Track 3 | 24 to 36 months | over 36 months | Total Track 4 | |
| Act on Neg Inst | 5 | 0 | 2 | 0 | 7 | 1 | 0 | 0 | 1 | 0 | 0 | 0 | 0 | 0 | 0 | 8 |
| Asbestos | 0 | 0 | 0 | 0 | 0 | 0 | 0 | 0 | 0 | 0 | 0 | 0 | 0 | 0 | 0 | 0 |
| Assault & Bat | 0 | 0 | 0 | 0 | 0 | 0 | 0 | 0 | 0 | 7 | 2 | 9 | 0 | 0 | 0 | 9 |
| Auto - Pers Inj | 0 | 0 | 0 | 0 | 0 | 168 | 158 | 55 | 381 | 1 | 0 | 1 | 0 | 1 | 1 | 383 |
| Auto - Property | 0 | 0 | 0 | 0 | 0 | 0 | 1 | 1 | 2 | 0 | 0 | 0 | 0 | 0 | 0 | 2 |
| Book Account | 6 | 0 | 2 | 0 | 8 | 0 | 0 | 0 | 0 | 0 | 0 | 0 | 0 | 0 | 0 | 8 |
| Civil Rights | 0 | 0 | 0 | 0 | 0 | 0 | 0 | 0 | 0 | 1 | 2 | 3 | 0 | 0 | 0 | 3 |
| Complex Comm | 0 | 0 | 0 | 0 | 0 | 0 | 0 | 0 | 0 | 0 | 0 | 0 | 2 | 3 | 5 | 5 |
| Condemnation | 0 | 0 | 0 | 0 | 0 | 0 | 0 | 0 | 0 | 2 | 33 | 35 | 0 | 0 | 0 | 35 |
| Construction | 0 | 0 | 0 | 0 | 0 | 2 | 0 | 4 | 6 | 0 | 1 | 1 | 0 | 0 | 0 | 7 |
| Contract/Comm | 0 | 0 | 0 | 0 | 0 | 15 | 13 | 5 | 33 | 0 | 0 | 0 | 0 | 0 | 0 | 33 |
| Employment | 0 | 0 | 0 | 0 | 0 | 1 | 1 | 1 | 3 | 0 | 0 | 0 | 0 | 0 | 0 | 3 |
| Lieu of P. Writ | 0 | 0 | 0 | 0 | 0 | 0 | 0 | 0 | 0 | 0 | 0 | 0 | 2 | 2 | 4 | 4 |
| Medical Malprac | 0 | 0 | 0 | 0 | 0 | 0 | 0 | 0 | 0 | 31 | 32 | 63 | 0 | 0 | 0 | 63 |
| Name Change | 0 | 0 | 0 | 0 | 0 | 0 | 0 | 0 | 0 | 0 | 0 | 0 | 0 | 0 | 0 | 0 |
| Other Insurance | 2 | 3 | 3 | 1 | 9 | 0 | 0 | 0 | 0 | 0 | 0 | 0 | 0 | 0 | 0 | 9 |
| Other MCL | 0 | 0 | 0 | 0 | 0 | 0 | 0 | 0 | 0 | 0 | 0 | 0 | 0 | 0 | 0 | 0 |
| Other Track 1 | 18 | 9 | 9 | 2 | 38 | 0 | 1 | 0 | 1 | 0 | 0 | 0 | 0 | 0 | 0 | 39 |
| Other Track 3 | 0 | 0 | 0 | 0 | 0 | 0 | 0 | 0 | 0 | 25 | 8 | 33 | 0 | 0 | 0 | 33 |
| Other Track 4 | 0 | 0 | 0 | 0 | 0 | 0 | 0 | 0 | 0 | 0 | 1 | 1 | 3 | 2 | 5 | 6 |
| Personal Injury | 0 | 0 | 0 | 0 | 0 | 95 | 92 | 34 | 221 | 0 | 0 | 0 | 0 | 0 | 0 | 221 |
| Prod Liability | 0 | 0 | 0 | 0 | 0 | 0 | 0 | 0 | 0 | 3 | 4 | 7 | 0 | 0 | 0 | 7 |
| Prof Malpractic | 0 | 0 | 0 | 0 | 0 | 0 | 0 | 0 | 0 | 13 | 5 | 18 | 0 | 0 | 0 | 18 |
| PIP Coverage | 0 | 0 | 0 | 0 | 0 | 0 | 0 | 0 | 0 | 0 | 0 | 0 | 0 | 0 | 0 | 0 |
| Real Property | 1 | 3 | 1 | 1 | 6 | 0 | 0 | 0 | 0 | 0 | 0 | 0 | 0 | 0 | 0 | 6 |
| Tort Other | 0 | 0 | 0 | 0 | 0 | 8 | 11 | 2 | 21 | 0 | 0 | 0 | 0 | 0 | 0 | 21 |
| Toxic Tort | 0 | 0 | 0 | 0 | 0 | 0 | 0 | 0 | 0 | 0 | 0 | 0 | 0 | 0 | 0 | 0 |
| UM/UIM Bod Inj | 0 | 0 | 0 | 0 | 0 | 8 | 8 | 2 | 18 | 0 | 0 | 0 | 0 | 0 | 0 | 18 |
| Total | 32 | 15 | 17 | 4 | 68 | 298 | 285 | 104 | 687 | 83 | 88 | 171 | 7 | 8 | 15 | 941 |

NOTE: Some Multicounty Litigation (MCL) cases were transferred in November 2014: Atlantic to Bergen = 8,935; Atlantic to Middlesex = 4,070.

CIVIL RESOLUTION SUMMARY BY CASETYPE
JULY 2021 - JUNE 2022
OCEAN

| | Trial | | | Summary | | | | | Total | Percent resolved by | | | | | |
|-----------------|-----------|----------|-----------|-----------|------------|------------------|--------------|------------|--------------|---------------------|-----------|------------|------------|------------|------------|
| | Jury | Nonjury | Total | Judgment | Settlement | Default Judgment | Dismiss | Other | | Trial | Sum Jud | Settle | Default J | Dismiss | Other |
| Act on Neg Inst | 0 | 0 | 0 | 0 | 1 | 4 | 7 | 0 | 12 | 0% | 0% | 8% | 33% | 58% | 0% |
| Asbestos | 0 | 0 | 0 | 0 | 0 | 0 | 0 | 0 | 0 | 0% | 0% | 0% | 0% | 0% | 0% |
| Assault & Bat | 0 | 0 | 0 | 0 | 0 | 0 | 21 | 0 | 21 | 0% | 0% | 0% | 0% | 100% | 0% |
| Auto - Pers Inj | 20 | 0 | 20 | 8 | 325 | 4 | 622 | 23 | 1,002 | 2% | 1% | 32% | 0% | 62% | 2% |
| Auto - Property | 0 | 0 | 0 | 1 | 16 | 7 | 22 | 1 | 47 | 0% | 2% | 34% | 15% | 47% | 2% |
| Book Account | 0 | 0 | 0 | 7 | 98 | 247 | 278 | 16 | 646 | 0% | 1% | 15% | 38% | 43% | 2% |
| Civil Rights | 0 | 0 | 0 | 0 | 0 | 0 | 7 | 4 | 11 | 0% | 0% | 0% | 0% | 64% | 36% |
| Complex Commer | 0 | 0 | 0 | 1 | 4 | 0 | 6 | 0 | 11 | 0% | 9% | 36% | 0% | 55% | 0% |
| Condemnation | 0 | 0 | 0 | 0 | 4 | 0 | 1 | 22 | 27 | 0% | 0% | 15% | 0% | 4% | 81% |
| Construction | 0 | 0 | 0 | 1 | 4 | 1 | 21 | 2 | 29 | 0% | 3% | 14% | 3% | 72% | 7% |
| Contract/Commer | 1 | 0 | 1 | 5 | 94 | 73 | 208 | 24 | 405 | 0% | 1% | 23% | 18% | 51% | 6% |
| Employment | 0 | 0 | 0 | 2 | 1 | 0 | 7 | 2 | 12 | 0% | 17% | 8% | 0% | 58% | 17% |
| Lieu of P. Writ | 0 | 8 | 8 | 3 | 4 | 0 | 24 | 2 | 41 | 20% | 7% | 10% | 0% | 59% | 5% |
| Medical Malprac | 2 | 0 | 2 | 3 | 22 | 0 | 37 | 8 | 72 | 3% | 4% | 31% | 0% | 51% | 11% |
| Name Change | 0 | 0 | 0 | 0 | 0 | 0 | 6 | 137 | 143 | 0% | 0% | 0% | 0% | 4% | 96% |
| Other Insurance | 0 | 0 | 0 | 1 | 3 | 1 | 14 | 2 | 21 | 0% | 5% | 14% | 5% | 67% | 10% |
| Other MCL | 0 | 0 | 0 | 0 | 0 | 0 | 0 | 1 | 1 | 0% | 0% | 0% | 0% | 0% | 100% |
| Other Track 1 | 2 | 0 | 2 | 3 | 56 | 14 | 192 | 74 | 341 | 1% | 1% | 16% | 4% | 56% | 22% |
| Other Track 3 | 0 | 0 | 0 | 3 | 19 | 1 | 50 | 15 | 88 | 0% | 3% | 22% | 1% | 57% | 17% |
| Other Track 4 | 0 | 0 | 0 | 1 | 4 | 5 | 6 | 2 | 18 | 0% | 6% | 22% | 28% | 33% | 11% |
| Personal Injury | 6 | 0 | 6 | 9 | 203 | 4 | 311 | 43 | 576 | 1% | 2% | 35% | 1% | 54% | 7% |
| Prod Liability | 0 | 0 | 0 | 1 | 6 | 0 | 11 | 1 | 19 | 0% | 5% | 32% | 0% | 58% | 5% |
| Prof Malpractic | 0 | 0 | 0 | 3 | 16 | 0 | 25 | 0 | 44 | 0% | 7% | 36% | 0% | 57% | 0% |
| PIP Coverage | 0 | 0 | 0 | 0 | 2 | 0 | 8 | 2 | 12 | 0% | 0% | 17% | 0% | 67% | 17% |
| Real Property | 0 | 0 | 0 | 0 | 5 | 6 | 14 | 12 | 37 | 0% | 0% | 14% | 16% | 38% | 32% |
| Tort Other | 0 | 1 | 1 | 2 | 43 | 4 | 74 | 10 | 134 | 1% | 1% | 32% | 3% | 55% | 7% |
| Toxic Tort | 0 | 0 | 0 | 0 | 0 | 0 | 0 | 0 | 0 | 0% | 0% | 0% | 0% | 0% | 0% |
| UM/UM Bod Inj | 1 | 0 | 1 | 0 | 23 | 0 | 25 | 2 | 51 | 2% | 0% | 45% | 0% | 49% | 4% |
| Total | 32 | 9 | 41 | 54 | 953 | 371 | 1,997 | 405 | 3,821 | 1% | 1% | 25% | 10% | 52% | 11% |

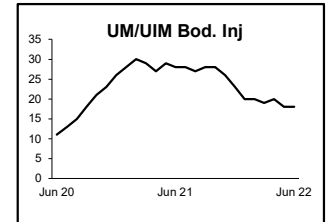
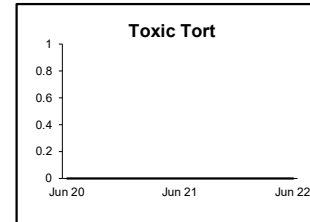
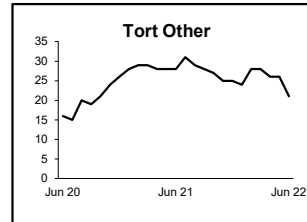
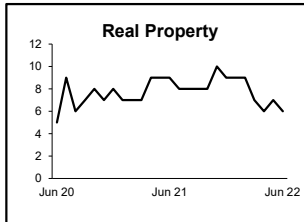
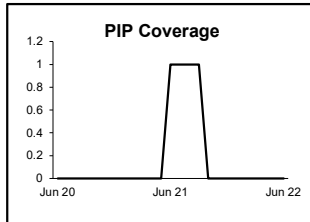
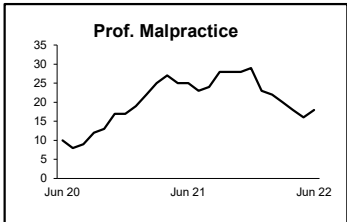
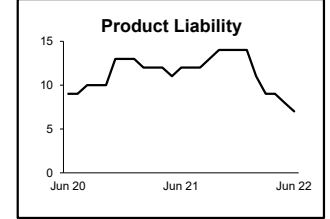
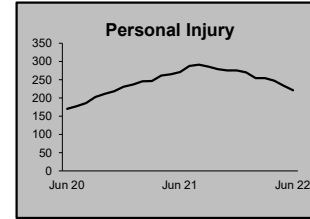
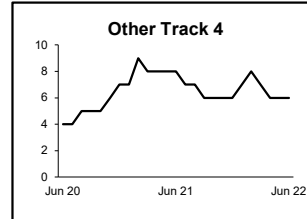
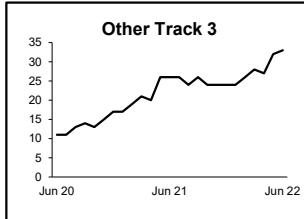
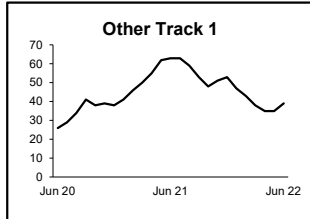
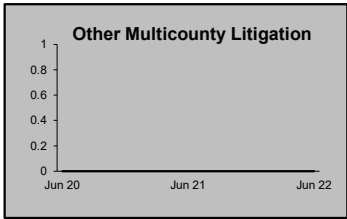
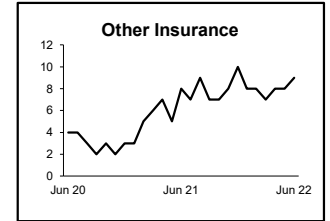
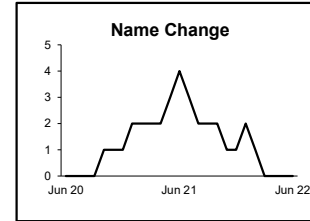
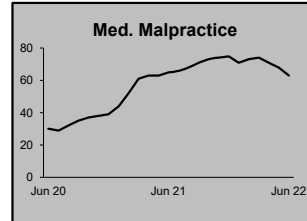
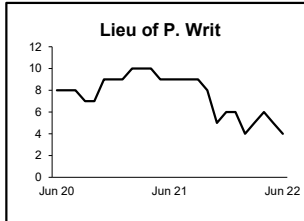
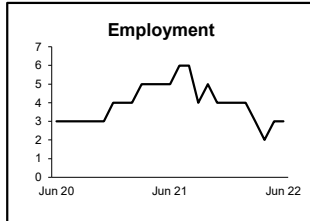
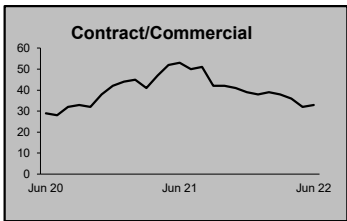
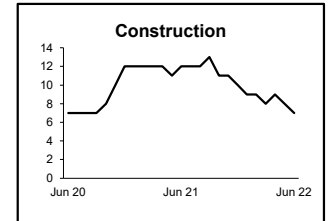
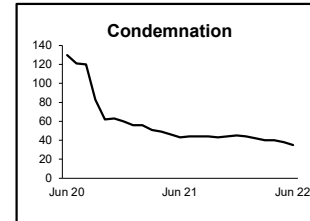
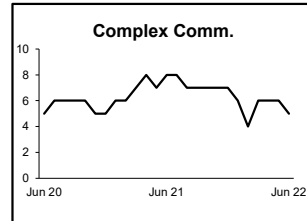
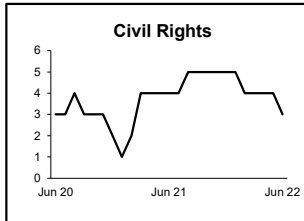
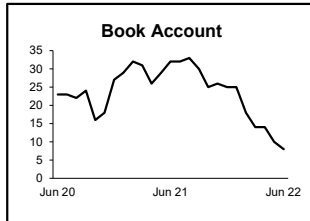
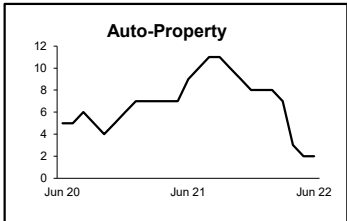
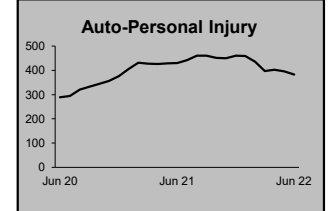
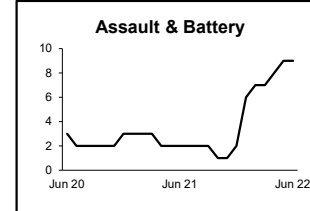
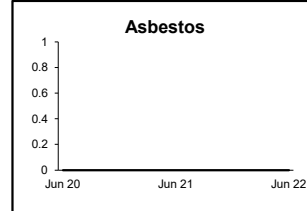
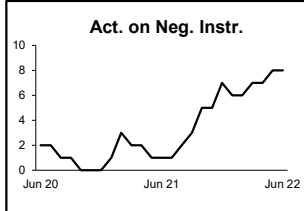
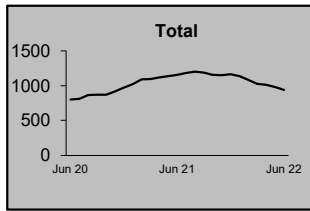
Monthly Resolutions



NOTE: Some Multicounty Litigation (MCL) cases were transferred in November 2014: Atlantic to Bergen = 8,935; Atlantic to Middlesex = 4,070.

**CIVIL BACKLOG BY CASETYPE
JUNE 2022
OCEAN**

| | Total | |
|--------|--------------|-------|
| | Backlog | % chg |
| Jun 20 | 804 | |
| Jun 21 | 1,156 | 44% |
| Jun 22 | 941 | -19% |



- 1) Casetypes with the state's largest backlogs are highlighted.
- 2) Some Multicounty Litigation (MCL) cases were transferred in November 2014: Atlantic to Bergen = 8,935; Atlantic to Middlesex = 4,070.

CIVIL CASELOAD SUMMARY BY CASETYPE
JULY 2021 - JUNE 2022
PASSAIC

| | Filings | | | Resolutions | | | Clearance | | Backlog | | | Backlog Percent | | Backlog Per 100 Monthly Filings | | Active Pending | | |
|-----------------|----------------------|----------------------|----------------|----------------------|----------------------|----------------|---------------------|-------------|--------------|--------------|----------------|-----------------|------------|---------------------------------|------------|----------------|--------------|----------------|
| | Jul 2020 to Jun 2021 | Jul 2021 to Jun 2022 | percent change | Jul 2020 to Jun 2021 | Jul 2021 to Jun 2022 | percent change | Jul 2021 - Jun 2022 | | Jun 2021 | Jun 2022 | percent change | Jun 2021 | Jun 2022 | Jun 2021 | Jun 2022 | Jun 2021 | Jun 2022 | percent change |
| | number | percent | | | | | | | | | | | | | | | | |
| Act on Neg Inst | 7 | 9 | 29% | 10 | 5 | -50% | -4 | 56% | 1 | 2 | 100% | 25% | 25% | 171 | 267 | 4 | 8 | 100% |
| Asbestos | 0 | 0 | 0% | 0 | 0 | 0% | 0 | 100% | 0 | 0 | 0% | 0% | 0% | 0 | 0 | 0 | 0 | 0% |
| Assault & Bat | 24 | 34 | 42% | 8 | 17 | 113% | -17 | 50% | 3 | 13 | 333% | 6% | 10% | 150 | 459 | 49 | 125 | 155% |
| Auto - Pers Inj | 2,049 | 1,715 | -16% | 1,947 | 2,181 | 12% | 466 | 127% | 598 | 602 | 1% | 22% | 27% | 350 | 421 | 2,680 | 2,207 | -18% |
| Auto - Property | 53 | 69 | 30% | 66 | 55 | -17% | -14 | 80% | 5 | 9 | 80% | 12% | 16% | 113 | 157 | 43 | 56 | 30% |
| Book Account | 598 | 425 | -29% | 510 | 548 | 7% | 123 | 129% | 21 | 29 | 38% | 6% | 14% | 42 | 82 | 340 | 211 | -38% |
| Civil Rights | 15 | 45 | 200% | 14 | 11 | -21% | -34 | 24% | 6 | 10 | 67% | 38% | 28% | 480 | 267 | 16 | 36 | 125% |
| Complex Comm | 8 | 6 | -25% | 9 | 8 | -11% | 2 | 133% | 4 | 6 | 50% | 29% | 43% | 600 | 1,200 | 14 | 14 | 0% |
| Condemnation | 1 | 1 | 0% | 1 | 2 | 100% | 1 | 200% | 0 | 1 | | 0% | 100% | 0 | 1,200 | 2 | 1 | -50% |
| Construction | 13 | 24 | 85% | 12 | 13 | 8% | -11 | 54% | 10 | 11 | 10% | 53% | 37% | 923 | 550 | 19 | 30 | 58% |
| Contract/Comm | 425 | 364 | -14% | 371 | 392 | 6% | 28 | 108% | 72 | 91 | 26% | 19% | 26% | 203 | 300 | 372 | 345 | -7% |
| Employment | 7 | 14 | 100% | 3 | 12 | 300% | -2 | 86% | 2 | 4 | 100% | 25% | 40% | 343 | 343 | 8 | 10 | 25% |
| Lieu of P. Writ | 18 | 19 | 6% | 16 | 15 | -6% | -4 | 79% | 4 | 12 | 200% | 16% | 41% | 267 | 758 | 25 | 29 | 16% |
| Medical Malprac | 48 | 39 | -19% | 32 | 55 | 72% | 16 | 141% | 23 | 43 | 87% | 20% | 44% | 575 | 1,323 | 113 | 97 | -14% |
| Name Change | 113 | 131 | 16% | 96 | 125 | 30% | -6 | 95% | 0 | 1 | | 0% | 3% | 0 | 9 | 31 | 37 | 19% |
| Other Insurance | 26 | 21 | -19% | 21 | 22 | 5% | 1 | 105% | 9 | 7 | -22% | 41% | 33% | 415 | 400 | 22 | 21 | -5% |
| Other MCL | 1 | 1 | 0% | 0 | 0 | 0% | -1 | 0% | 0 | 0 | 0% | 0% | 0% | 0 | 0 | 0 | 0 | 0% |
| Other Track 1 | 174 | 181 | 4% | 153 | 160 | 5% | -21 | 88% | 29 | 48 | 66% | 22% | 33% | 200 | 318 | 129 | 146 | 13% |
| Other Track 3 | 89 | 75 | -16% | 78 | 71 | -9% | -4 | 95% | 22 | 22 | 0% | 19% | 18% | 297 | 352 | 116 | 120 | 3% |
| Other Track 4 | 13 | 7 | -46% | 8 | 8 | 0% | 1 | 114% | 13 | 15 | 15% | 48% | 58% | 1,200 | 2,571 | 27 | 26 | -4% |
| Personal Injury | 512 | 502 | -2% | 536 | 522 | -3% | 20 | 104% | 204 | 205 | 0% | 27% | 29% | 478 | 490 | 759 | 710 | -6% |
| Prod Liability | 8 | 11 | 38% | 8 | 6 | -25% | -5 | 55% | 4 | 4 | 0% | 31% | 22% | 600 | 436 | 13 | 18 | 38% |
| Prof Malpractic | 21 | 21 | 0% | 15 | 19 | 27% | -2 | 90% | 15 | 18 | 20% | 33% | 37% | 857 | 1,029 | 45 | 49 | 9% |
| PIP Coverage | 19 | 18 | -5% | 22 | 20 | -9% | 2 | 111% | 1 | 3 | 200% | 9% | 33% | 63 | 200 | 11 | 9 | -18% |
| Real Property | 18 | 13 | -28% | 23 | 20 | -13% | 7 | 154% | 8 | 6 | -25% | 42% | 50% | 533 | 554 | 19 | 12 | -37% |
| Tort Other | 95 | 84 | -12% | 80 | 90 | 13% | 6 | 107% | 26 | 29 | 12% | 25% | 35% | 328 | 414 | 106 | 83 | -22% |
| Toxic Tort | 0 | 1 | | 0 | 0 | 0% | -1 | 0% | 0 | 0 | 0% | 0% | 0% | 0 | 0 | 1 | 2 | 100% |
| UM/UIM Bod Inj | 102 | 86 | -16% | 99 | 105 | 6% | 19 | 122% | 29 | 21 | -28% | 24% | 21% | 341 | 293 | 119 | 101 | -15% |
| Total | 4,457 | 3,916 | -12% | 4,138 | 4,482 | 8% | 566 | 114% | 1,109 | 1,212 | 9% | 22% | 27% | 299 | 371 | 5,083 | 4,503 | -11% |

NOTE: Some Multicounty Litigation (MCL) cases were transferred in November 2014: Atlantic to Bergen = 8,935; Atlantic to Middlesex = 4,070.

CIVIL BACKLOG SUMMARY BY CASETYPE

June 2022

PASSAIC

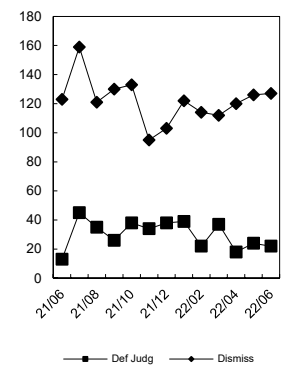
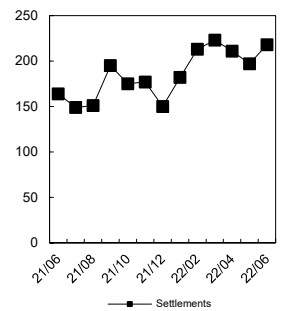
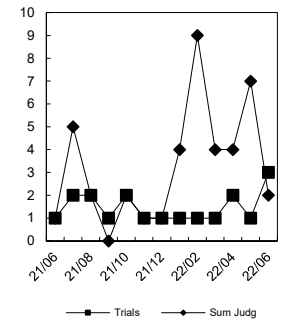
| | Cases in Backlog | | | | | | | | | | | | | | | |
|-----------------|-------------------------|-----------------|-----------------|----------------|---------------|-----------------|-----------------|----------------|---------------|-----------------|----------------|---------------|-----------------|----------------|---------------|---------------|
| | Track 1 | | | | | Track 2 | | | | Track 3 | | | Track 4 | | | Total Backlog |
| | 12 to 18 months | 18 to 24 months | 24 to 36 months | over 36 months | Total Track 1 | 18 to 24 months | 24 to 36 months | over 36 months | Total Track 2 | 24 to 36 months | over 36 months | Total Track 3 | 24 to 36 months | over 36 months | Total Track 4 | |
| Act on Neg Inst | 2 | 0 | 0 | 0 | 2 | 0 | 0 | 0 | 0 | 0 | 0 | 0 | 0 | 0 | 0 | 2 |
| Asbestos | 0 | 0 | 0 | 0 | 0 | 0 | 0 | 0 | 0 | 0 | 0 | 0 | 0 | 0 | 0 | 0 |
| Assault & Bat | 0 | 0 | 0 | 0 | 0 | 0 | 0 | 0 | 0 | 11 | 2 | 13 | 0 | 0 | 0 | 13 |
| Auto - Pers Inj | 0 | 0 | 0 | 0 | 0 | 299 | 211 | 92 | 602 | 0 | 0 | 0 | 0 | 0 | 0 | 602 |
| Auto - Property | 0 | 0 | 0 | 0 | 0 | 4 | 3 | 2 | 9 | 0 | 0 | 0 | 0 | 0 | 0 | 9 |
| Book Account | 15 | 4 | 8 | 2 | 29 | 0 | 0 | 0 | 0 | 0 | 0 | 0 | 0 | 0 | 0 | 29 |
| Civil Rights | 0 | 0 | 0 | 0 | 0 | 0 | 0 | 0 | 0 | 5 | 5 | 10 | 0 | 0 | 0 | 10 |
| Complex Comm | 0 | 0 | 0 | 0 | 0 | 0 | 0 | 0 | 0 | 0 | 0 | 0 | 3 | 3 | 6 | 6 |
| Condemnation | 0 | 0 | 0 | 0 | 0 | 0 | 0 | 0 | 0 | 1 | 0 | 1 | 0 | 0 | 0 | 1 |
| Construction | 0 | 0 | 0 | 0 | 0 | 3 | 4 | 4 | 11 | 0 | 0 | 0 | 0 | 0 | 0 | 11 |
| Contract/Comm | 0 | 0 | 0 | 0 | 0 | 31 | 37 | 23 | 91 | 0 | 0 | 0 | 0 | 0 | 0 | 91 |
| Employment | 0 | 0 | 0 | 0 | 0 | 2 | 2 | 0 | 4 | 0 | 0 | 0 | 0 | 0 | 0 | 4 |
| Lieu of P. Writ | 0 | 0 | 0 | 0 | 0 | 0 | 0 | 0 | 0 | 0 | 0 | 0 | 8 | 4 | 12 | 12 |
| Medical Malprac | 0 | 0 | 0 | 0 | 0 | 0 | 0 | 0 | 0 | 24 | 19 | 43 | 0 | 0 | 0 | 43 |
| Name Change | 0 | 1 | 0 | 0 | 1 | 0 | 0 | 0 | 0 | 0 | 0 | 0 | 0 | 0 | 0 | 1 |
| Other Insurance | 4 | 0 | 1 | 2 | 7 | 0 | 0 | 0 | 0 | 0 | 0 | 0 | 0 | 0 | 0 | 7 |
| Other MCL | 0 | 0 | 0 | 0 | 0 | 0 | 0 | 0 | 0 | 0 | 0 | 0 | 0 | 0 | 0 | 0 |
| Other Track 1 | 21 | 9 | 13 | 4 | 47 | 0 | 1 | 0 | 1 | 0 | 0 | 0 | 0 | 0 | 0 | 48 |
| Other Track 3 | 0 | 0 | 0 | 0 | 0 | 0 | 0 | 0 | 0 | 12 | 10 | 22 | 0 | 0 | 0 | 22 |
| Other Track 4 | 0 | 0 | 0 | 0 | 0 | 0 | 0 | 0 | 0 | 0 | 0 | 0 | 3 | 12 | 15 | 15 |
| Personal Injury | 0 | 0 | 0 | 0 | 0 | 96 | 68 | 41 | 205 | 0 | 0 | 0 | 0 | 0 | 0 | 205 |
| Prod Liability | 0 | 0 | 0 | 0 | 0 | 0 | 0 | 0 | 0 | 3 | 1 | 4 | 0 | 0 | 0 | 4 |
| Prof Malpractic | 0 | 0 | 0 | 0 | 0 | 0 | 0 | 0 | 0 | 7 | 11 | 18 | 0 | 0 | 0 | 18 |
| PIP Coverage | 2 | 1 | 0 | 0 | 3 | 0 | 0 | 0 | 0 | 0 | 0 | 0 | 0 | 0 | 0 | 3 |
| Real Property | 3 | 0 | 3 | 0 | 6 | 0 | 0 | 0 | 0 | 0 | 0 | 0 | 0 | 0 | 0 | 6 |
| Tort Other | 0 | 0 | 0 | 0 | 0 | 9 | 12 | 8 | 29 | 0 | 0 | 0 | 0 | 0 | 0 | 29 |
| Toxic Tort | 0 | 0 | 0 | 0 | 0 | 0 | 0 | 0 | 0 | 0 | 0 | 0 | 0 | 0 | 0 | 0 |
| UM/UIM Bod Inj | 0 | 0 | 0 | 0 | 0 | 12 | 7 | 2 | 21 | 0 | 0 | 0 | 0 | 0 | 0 | 21 |
| Total | 47 | 15 | 25 | 8 | 95 | 456 | 345 | 172 | 973 | 63 | 48 | 111 | 14 | 19 | 33 | 1,212 |

NOTE: Some Multicounty Litigation (MCL) cases were transferred in November 2014: Atlantic to Bergen = 8,935; Atlantic to Middlesex = 4,070.

CIVIL RESOLUTION SUMMARY BY CASETYPE
JULY 2021 - JUNE 2022
PASSAIC

| | Trial | | | Summary | | | | | Total | Percent resolved by | | | | | |
|-----------------|-----------|----------|-----------|-----------|--------------|------------------|--------------|------------|--------------|---------------------|-----------|------------|-----------|------------|-----------|
| | Jury | Nonjury | Total | Judgment | Settlement | Default Judgment | Dismiss | Other | | Trial | Sum Jud | Settle | Default J | Dismiss | Other |
| Act on Neg Inst | 0 | 0 | 0 | 0 | 1 | 2 | 2 | 0 | 5 | 0% | 0% | 20% | 40% | 40% | 0% |
| Asbestos | 0 | 0 | 0 | 0 | 0 | 0 | 0 | 0 | 0 | 0% | 0% | 0% | 0% | 0% | 0% |
| Assault & Bat | 0 | 0 | 0 | 0 | 4 | 1 | 9 | 3 | 17 | 0% | 0% | 24% | 6% | 53% | 18% |
| Auto - Pers Inj | 12 | 0 | 12 | 6 | 1,447 | 13 | 640 | 63 | 2,181 | 1% | 0% | 66% | 1% | 29% | 3% |
| Auto - Property | 0 | 0 | 0 | 0 | 15 | 17 | 22 | 1 | 55 | 0% | 0% | 27% | 31% | 40% | 2% |
| Book Account | 0 | 0 | 0 | 16 | 78 | 229 | 214 | 11 | 548 | 0% | 3% | 14% | 42% | 39% | 2% |
| Civil Rights | 0 | 0 | 0 | 0 | 3 | 1 | 4 | 3 | 11 | 0% | 0% | 27% | 9% | 36% | 27% |
| Complex Commer | 0 | 0 | 0 | 0 | 3 | 0 | 5 | 0 | 8 | 0% | 0% | 38% | 0% | 63% | 0% |
| Condemnation | 0 | 0 | 0 | 0 | 0 | 0 | 1 | 1 | 2 | 0% | 0% | 0% | 0% | 50% | 50% |
| Construction | 0 | 0 | 0 | 1 | 3 | 0 | 9 | 0 | 13 | 0% | 8% | 23% | 0% | 69% | 0% |
| Contract/Commer | 0 | 2 | 2 | 11 | 101 | 69 | 170 | 39 | 392 | 1% | 3% | 26% | 18% | 43% | 10% |
| Employment | 0 | 0 | 0 | 0 | 3 | 0 | 5 | 4 | 12 | 0% | 0% | 25% | 0% | 42% | 33% |
| Lieu of P. Writ | 0 | 0 | 0 | 1 | 2 | 0 | 10 | 2 | 15 | 0% | 7% | 13% | 0% | 67% | 13% |
| Medical Malprac | 0 | 0 | 0 | 0 | 23 | 0 | 24 | 8 | 55 | 0% | 0% | 42% | 0% | 44% | 15% |
| Name Change | 0 | 0 | 0 | 0 | 0 | 0 | 7 | 118 | 125 | 0% | 0% | 0% | 0% | 6% | 94% |
| Other Insurance | 0 | 0 | 0 | 1 | 7 | 2 | 8 | 4 | 22 | 0% | 5% | 32% | 9% | 36% | 18% |
| Other MCL | 0 | 0 | 0 | 0 | 0 | 0 | 0 | 0 | 0 | 0% | 0% | 0% | 0% | 0% | 0% |
| Other Track 1 | 0 | 1 | 1 | 0 | 40 | 19 | 60 | 40 | 160 | 1% | 0% | 25% | 12% | 38% | 25% |
| Other Track 3 | 0 | 0 | 0 | 1 | 41 | 0 | 23 | 6 | 71 | 0% | 1% | 58% | 0% | 32% | 8% |
| Other Track 4 | 0 | 0 | 0 | 0 | 1 | 1 | 3 | 3 | 8 | 0% | 0% | 13% | 13% | 38% | 38% |
| Personal Injury | 3 | 0 | 3 | 0 | 344 | 9 | 141 | 25 | 522 | 1% | 0% | 66% | 2% | 27% | 5% |
| Prod Liability | 0 | 0 | 0 | 0 | 4 | 0 | 1 | 1 | 6 | 0% | 0% | 67% | 0% | 17% | 17% |
| Prof Malpractic | 0 | 0 | 0 | 0 | 8 | 1 | 8 | 2 | 19 | 0% | 0% | 42% | 5% | 42% | 11% |
| PIP Coverage | 0 | 0 | 0 | 1 | 1 | 1 | 16 | 1 | 20 | 0% | 5% | 5% | 5% | 80% | 5% |
| Real Property | 0 | 0 | 0 | 0 | 4 | 4 | 11 | 1 | 20 | 0% | 0% | 20% | 20% | 55% | 5% |
| Tort Other | 0 | 0 | 0 | 3 | 39 | 6 | 37 | 5 | 90 | 0% | 3% | 43% | 7% | 41% | 6% |
| Toxic Tort | 0 | 0 | 0 | 0 | 0 | 0 | 0 | 0 | 0 | 0% | 0% | 0% | 0% | 0% | 0% |
| UM/UIB Bod Inj | 0 | 0 | 0 | 0 | 69 | 3 | 32 | 1 | 105 | 0% | 0% | 66% | 3% | 30% | 1% |
| Total | 15 | 3 | 18 | 41 | 2,241 | 378 | 1,462 | 342 | 4,482 | 0% | 1% | 50% | 8% | 33% | 8% |

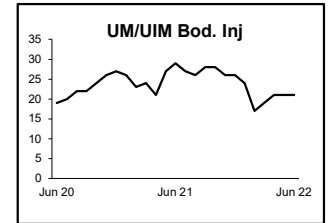
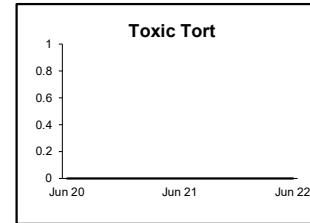
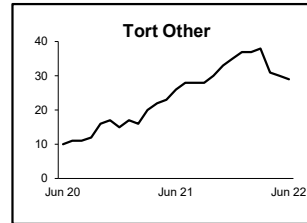
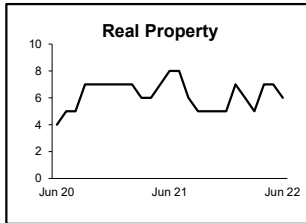
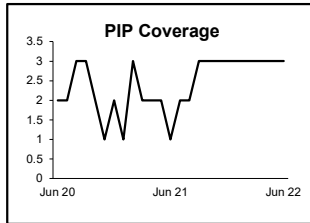
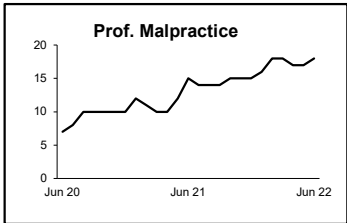
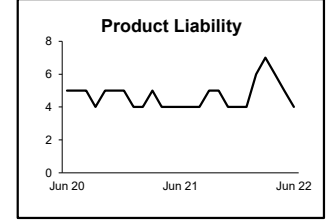
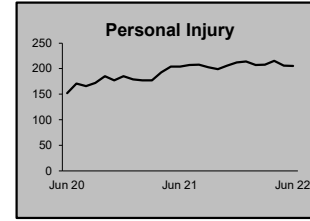
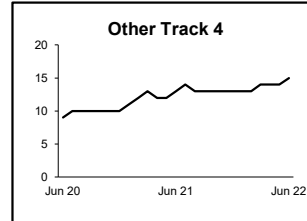
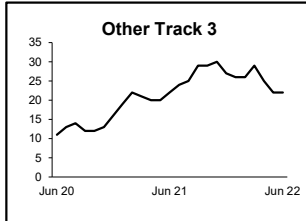
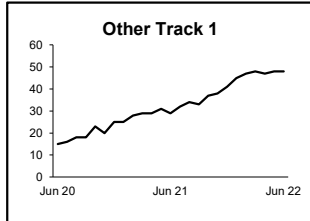
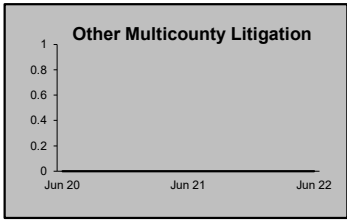
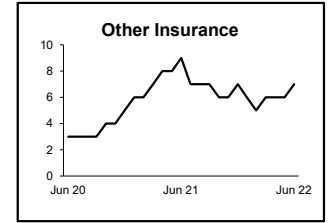
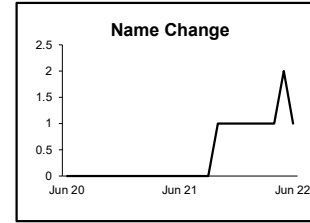
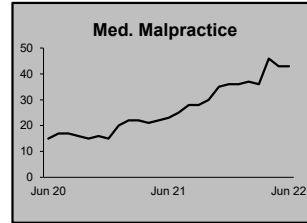
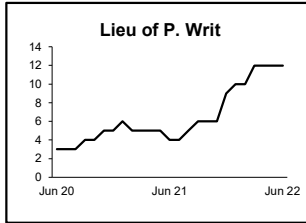
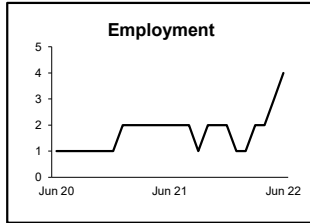
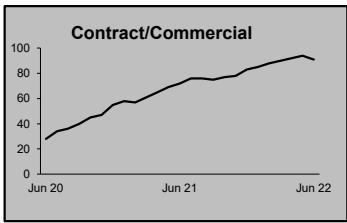
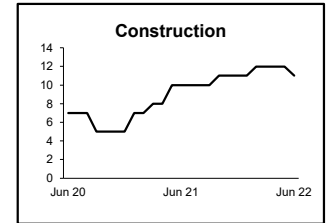
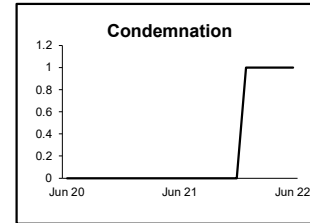
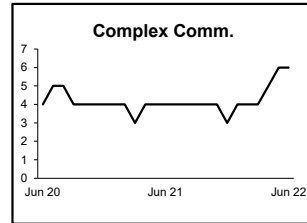
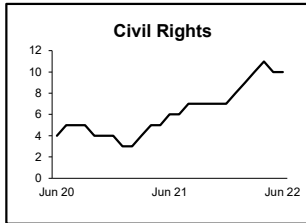
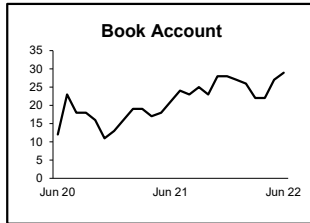
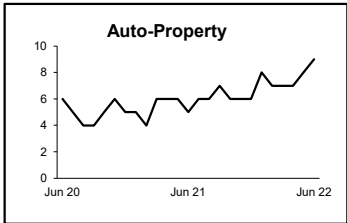
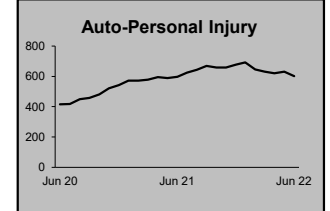
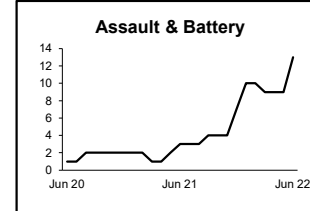
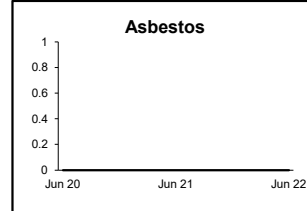
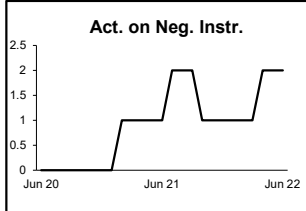
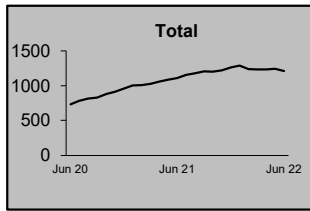
Monthly Resolutions



NOTE: Some Multicounty Litigation (MCL) cases were transferred in November 2014: Atlantic to Bergen = 8,935; Atlantic to Middlesex = 4,070.

**CIVIL BACKLOG BY CASETYPE
JUNE 2022
PASSAIC**

| | Total | Backlog | % chg |
|--------|--------------|----------------|--------------|
| Jun 20 | | 734 | |
| Jun 21 | | 1,109 | 51% |
| Jun 22 | | 1,212 | 9% |



- 1) Casetypes with the state's largest backlogs are highlighted.
- 2) Some Multicounty Litigation (MCL) cases were transferred in November 2014: Atlantic to Bergen = 8,935; Atlantic to Middlesex = 4,070.

CIVIL CASELOAD SUMMARY BY CASETYPE
JULY 2021 - JUNE 2022
SALEM

| | Filings | | | Resolutions | | | Clearance | | Backlog | | | Backlog Percent | | Backlog Per 100 Monthly Filings | | Active Pending | | |
|-----------------|----------------------|----------------------|----------------|----------------------|----------------------|----------------|---------------------|-------------|-----------|-----------|----------------|-----------------|------------|---------------------------------|------------|----------------|------------|----------------|
| | Jul 2020 to Jun 2021 | Jul 2021 to Jun 2022 | percent change | Jul 2020 to Jun 2021 | Jul 2021 to Jun 2022 | percent change | Jul 2021 - Jun 2022 | | Jun 2021 | Jun 2022 | percent change | Jun 2021 | Jun 2022 | Jun 2021 | Jun 2022 | Jun 2021 | Jun 2022 | percent change |
| | | | | | | | number | percent | | | | | | | | | | |
| Act on Neg Inst | 1 | 0 | -100% | 0 | 1 | | 1 | 100% | 0 | 0 | 0% | 0% | 0% | 0 | 0 | 1 | 0 | -100% |
| Asbestos | 0 | 0 | 0% | 0 | 0 | 0% | 0 | 100% | 0 | 0 | 0% | 0% | 0% | 0 | 0 | 0 | 0 | 0% |
| Assault & Bat | 2 | 6 | 200% | 6 | 4 | -33% | -2 | 67% | 1 | 1 | 0% | 50% | 25% | 600 | 200 | 2 | 4 | 100% |
| Auto - Pers Inj | 43 | 41 | -5% | 37 | 44 | 19% | 3 | 107% | 13 | 11 | -15% | 25% | 22% | 363 | 322 | 52 | 49 | -6% |
| Auto - Property | 10 | 9 | -10% | 5 | 11 | 120% | 2 | 122% | 0 | 0 | 0% | 0% | 0% | 0 | 0 | 9 | 7 | -22% |
| Book Account | 46 | 39 | -15% | 44 | 46 | 5% | 7 | 118% | 2 | 1 | -50% | 8% | 6% | 52 | 31 | 26 | 17 | -35% |
| Civil Rights | 3 | 3 | 0% | 3 | 4 | 33% | 1 | 133% | 3 | 0 | -100% | 60% | 0% | 1,200 | 0 | 5 | 4 | -20% |
| Complex Comm | 0 | 0 | 0% | 0 | 0 | 0% | 0 | 100% | 0 | 0 | 0% | 0% | 0% | 0 | 0 | 0 | 0 | 0% |
| Condemnation | 0 | 0 | 0% | 0 | 0 | 0% | 0 | 100% | 0 | 0 | 0% | 0% | 0% | 0 | 0 | 0 | 0 | 0% |
| Construction | 3 | 1 | -67% | 2 | 1 | -50% | 0 | 100% | 1 | 1 | 0% | 33% | 33% | 400 | 1,200 | 3 | 3 | 0% |
| Contract/Comm | 39 | 27 | -31% | 39 | 31 | -21% | 4 | 115% | 4 | 3 | -25% | 14% | 13% | 123 | 133 | 29 | 23 | -21% |
| Employment | 0 | 0 | 0% | 0 | 0 | 0% | 0 | 100% | 0 | 0 | 0% | 0% | 0% | 0 | 0 | 0 | 0 | 0% |
| Lieu of P. Writ | 2 | 6 | 200% | 2 | 3 | 50% | -3 | 50% | 0 | 1 | | 0% | 20% | 0 | 200 | 2 | 5 | 150% |
| Medical Malprac | 0 | 2 | | 0 | 1 | | -1 | 50% | 2 | 2 | 0% | 100% | 67% | | 1,200 | 2 | 3 | 50% |
| Name Change | 17 | 14 | -18% | 16 | 15 | -6% | 1 | 107% | 0 | 0 | 0% | 0% | 0% | 0 | 0 | 3 | 2 | -33% |
| Other Insurance | 3 | 0 | -100% | 3 | 1 | -67% | 1 | 100% | 1 | 1 | 0% | 50% | 100% | 400 | | 2 | 1 | -50% |
| Other MCL | 0 | 0 | 0% | 0 | 0 | 0% | 0 | 100% | 0 | 0 | 0% | 0% | 0% | 0 | 0 | 0 | 0 | 0% |
| Other Track 1 | 32 | 32 | 0% | 32 | 35 | 9% | 3 | 109% | 0 | 3 | | 0% | 25% | 0 | 113 | 15 | 12 | -20% |
| Other Track 3 | 8 | 13 | 63% | 9 | 11 | 22% | -2 | 85% | 1 | 3 | 200% | 9% | 23% | 150 | 277 | 11 | 13 | 18% |
| Other Track 4 | 4 | 1 | -75% | 2 | 2 | 0% | 1 | 200% | 2 | 1 | -50% | 50% | 33% | 600 | 1,200 | 4 | 3 | -25% |
| Personal Injury | 34 | 30 | -12% | 39 | 31 | -21% | 1 | 103% | 12 | 13 | 8% | 29% | 33% | 424 | 520 | 42 | 40 | -5% |
| Prod Liability | 0 | 0 | 0% | 1 | 1 | 0% | 1 | 100% | 1 | 2 | 100% | 33% | 100% | | | 3 | 2 | -33% |
| Prof Malpractic | 2 | 1 | -50% | 1 | 0 | -100% | -1 | 0% | 0 | 0 | 0% | 0% | 0% | 0 | 0 | 2 | 4 | 100% |
| PIP Coverage | 1 | 0 | -100% | 1 | 0 | -100% | 0 | 100% | 0 | 0 | 0% | 0% | 0% | 0 | 0 | 0 | 0 | 0% |
| Real Property | 3 | 2 | -33% | 0 | 6 | | 4 | 300% | 1 | 0 | -100% | 25% | 0% | 400 | 0 | 4 | 0 | -100% |
| Tort Other | 12 | 7 | -42% | 14 | 8 | -43% | 1 | 114% | 1 | 1 | 0% | 11% | 13% | 100 | 171 | 9 | 8 | -11% |
| Toxic Tort | 0 | 10 | | 0 | 7 | | -3 | 70% | 0 | 0 | 0% | 0% | 0% | 0 | 0 | 0 | 3 | |
| UM/UIM Bod Inj | 3 | 2 | -33% | 3 | 3 | 0% | 1 | 150% | 0 | 2 | | 0% | 67% | 0 | 1,200 | 4 | 3 | -25% |
| Total | 268 | 246 | -8% | 259 | 266 | 3% | 20 | 108% | 45 | 46 | 2% | 20% | 22% | 201 | 224 | 230 | 206 | -10% |

NOTE: Some Multicounty Litigation (MCL) cases were transferred in November 2014: Atlantic to Bergen = 8,935; Atlantic to Middlesex = 4,070.

CIVIL BACKLOG SUMMARY BY CASETYPE

June 2022

SALEM

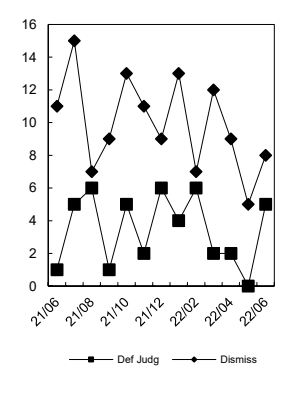
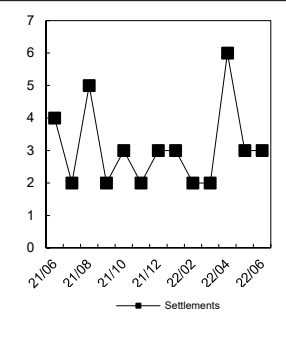
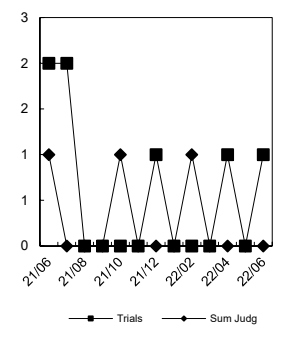
| | Cases in Backlog | | | | | | | | | | | | | | | |
|-----------------|------------------|-----------------|-----------------|----------------|---------------|-----------------|-----------------|----------------|---------------|-----------------|----------------|---------------|-----------------|----------------|---------------|---------------|
| | Track 1 | | | | | Track 2 | | | | Track 3 | | | Track 4 | | | Total Backlog |
| | 12 to 18 months | 18 to 24 months | 24 to 36 months | over 36 months | Total Track 1 | 18 to 24 months | 24 to 36 months | over 36 months | Total Track 2 | 24 to 36 months | over 36 months | Total Track 3 | 24 to 36 months | over 36 months | Total Track 4 | |
| Act on Neg Inst | 0 | 0 | 0 | 0 | 0 | 0 | 0 | 0 | 0 | 0 | 0 | 0 | 0 | 0 | 0 | 0 |
| Asbestos | 0 | 0 | 0 | 0 | 0 | 0 | 0 | 0 | 0 | 0 | 0 | 0 | 0 | 0 | 0 | 0 |
| Assault & Bat | 0 | 0 | 0 | 0 | 0 | 0 | 0 | 0 | 0 | 1 | 0 | 1 | 0 | 0 | 0 | 0 |
| Auto - Pers Inj | 0 | 0 | 0 | 0 | 0 | 9 | 1 | 1 | 11 | 0 | 0 | 0 | 0 | 0 | 0 | 0 |
| Auto - Property | 0 | 0 | 0 | 0 | 0 | 0 | 0 | 0 | 0 | 0 | 0 | 0 | 0 | 0 | 0 | 0 |
| Book Account | 1 | 0 | 0 | 0 | 1 | 0 | 0 | 0 | 0 | 0 | 0 | 0 | 0 | 0 | 0 | 0 |
| Civil Rights | 0 | 0 | 0 | 0 | 0 | 0 | 0 | 0 | 0 | 0 | 0 | 0 | 0 | 0 | 0 | 0 |
| Complex Comm | 0 | 0 | 0 | 0 | 0 | 0 | 0 | 0 | 0 | 0 | 0 | 0 | 0 | 0 | 0 | 0 |
| Condemnation | 0 | 0 | 0 | 0 | 0 | 0 | 0 | 0 | 0 | 0 | 0 | 0 | 0 | 0 | 0 | 0 |
| Construction | 0 | 0 | 0 | 0 | 0 | 0 | 0 | 1 | 1 | 0 | 0 | 0 | 0 | 0 | 0 | 0 |
| Contract/Comm | 0 | 0 | 0 | 0 | 0 | 2 | 1 | 0 | 3 | 0 | 0 | 0 | 0 | 0 | 0 | 0 |
| Employment | 0 | 0 | 0 | 0 | 0 | 0 | 0 | 0 | 0 | 0 | 0 | 0 | 0 | 0 | 0 | 0 |
| Lieu of P. Writ | 0 | 0 | 0 | 0 | 0 | 0 | 0 | 0 | 0 | 0 | 0 | 0 | 1 | 0 | 1 | 1 |
| Medical Malprac | 0 | 0 | 0 | 0 | 0 | 0 | 0 | 0 | 0 | 0 | 2 | 2 | 0 | 0 | 0 | 2 |
| Name Change | 0 | 0 | 0 | 0 | 0 | 0 | 0 | 0 | 0 | 0 | 0 | 0 | 0 | 0 | 0 | 0 |
| Other Insurance | 0 | 0 | 1 | 0 | 1 | 0 | 0 | 0 | 0 | 0 | 0 | 0 | 0 | 0 | 0 | 1 |
| Other MCL | 0 | 0 | 0 | 0 | 0 | 0 | 0 | 0 | 0 | 0 | 0 | 0 | 0 | 0 | 0 | 0 |
| Other Track 1 | 2 | 0 | 0 | 0 | 2 | 1 | 0 | 0 | 1 | 0 | 0 | 0 | 0 | 0 | 0 | 3 |
| Other Track 3 | 0 | 0 | 0 | 0 | 0 | 0 | 0 | 0 | 0 | 3 | 0 | 3 | 0 | 0 | 0 | 3 |
| Other Track 4 | 0 | 0 | 0 | 0 | 0 | 0 | 0 | 0 | 0 | 0 | 0 | 0 | 0 | 1 | 1 | 1 |
| Personal Injury | 0 | 0 | 0 | 0 | 0 | 3 | 8 | 2 | 13 | 0 | 0 | 0 | 0 | 0 | 0 | 13 |
| Prod Liability | 0 | 0 | 0 | 0 | 0 | 0 | 0 | 0 | 0 | 1 | 1 | 2 | 0 | 0 | 0 | 2 |
| Prof Malpractic | 0 | 0 | 0 | 0 | 0 | 0 | 0 | 0 | 0 | 0 | 0 | 0 | 0 | 0 | 0 | 0 |
| PIP Coverage | 0 | 0 | 0 | 0 | 0 | 0 | 0 | 0 | 0 | 0 | 0 | 0 | 0 | 0 | 0 | 0 |
| Real Property | 0 | 0 | 0 | 0 | 0 | 0 | 0 | 0 | 0 | 0 | 0 | 0 | 0 | 0 | 0 | 0 |
| Tort Other | 0 | 0 | 0 | 0 | 0 | 0 | 1 | 0 | 1 | 0 | 0 | 0 | 0 | 0 | 0 | 1 |
| Toxic Tort | 0 | 0 | 0 | 0 | 0 | 0 | 0 | 0 | 0 | 0 | 0 | 0 | 0 | 0 | 0 | 0 |
| UM/UIM Bod Inj | 0 | 0 | 0 | 0 | 0 | 2 | 0 | 0 | 2 | 0 | 0 | 0 | 0 | 0 | 0 | 2 |
| Total | 3 | 0 | 1 | 0 | 4 | 17 | 11 | 4 | 32 | 5 | 3 | 8 | 1 | 1 | 2 | 46 |

NOTE: Some Multicounty Litigation (MCL) cases were transferred in November 2014: Atlantic to Bergen = 8,935; Atlantic to Middlesex = 4,070.

**CIVIL RESOLUTION SUMMARY BY CASETYPE
JULY 2021 - JUNE 2022
SALEM**

| | Trial | | | Summary | | | | | Total | Percent resolved by | | | | | |
|-----------------|----------|----------|----------|----------|------------|------------------|------------|-----------|------------|---------------------|-----------|------------|------------|------------|------------|
| | Jury | Nonjury | Total | Judgment | Settlement | Default Judgment | Dismiss | Other | | Trial | Sum Jud | Settle | Default J | Dismiss | Other |
| Act on Neg Inst | 0 | 0 | 0 | 0 | 0 | 0 | 1 | 0 | 1 | 0% | 0% | 0% | 0% | 100% | 0% |
| Asbestos | 0 | 0 | 0 | 0 | 0 | 0 | 0 | 0 | 0 | 0% | 0% | 0% | 0% | 0% | 0% |
| Assault & Bat | 0 | 0 | 0 | 0 | 1 | 0 | 3 | 0 | 4 | 0% | 0% | 25% | 0% | 75% | 0% |
| Auto - Pers Inj | 2 | 0 | 2 | 0 | 12 | 0 | 21 | 9 | 44 | 5% | 0% | 27% | 0% | 48% | 20% |
| Auto - Property | 0 | 0 | 0 | 0 | 0 | 5 | 6 | 0 | 11 | 0% | 0% | 0% | 45% | 55% | 0% |
| Book Account | 0 | 0 | 0 | 0 | 3 | 23 | 19 | 1 | 46 | 0% | 0% | 7% | 50% | 41% | 2% |
| Civil Rights | 0 | 0 | 0 | 0 | 3 | 0 | 1 | 0 | 4 | 0% | 0% | 75% | 0% | 25% | 0% |
| Complex Commer | 0 | 0 | 0 | 0 | 0 | 0 | 0 | 0 | 0 | 0% | 0% | 0% | 0% | 0% | 0% |
| Condemnation | 0 | 0 | 0 | 0 | 0 | 0 | 0 | 0 | 0 | 0% | 0% | 0% | 0% | 0% | 0% |
| Construction | 0 | 0 | 0 | 0 | 0 | 1 | 0 | 0 | 1 | 0% | 0% | 0% | 100% | 0% | 0% |
| Contract/Commer | 0 | 2 | 2 | 1 | 2 | 8 | 15 | 3 | 31 | 6% | 3% | 6% | 26% | 48% | 10% |
| Employment | 0 | 0 | 0 | 0 | 0 | 0 | 0 | 0 | 0 | 0% | 0% | 0% | 0% | 0% | 0% |
| Lieu of P. Writ | 0 | 0 | 0 | 0 | 0 | 0 | 2 | 1 | 3 | 0% | 0% | 0% | 0% | 67% | 33% |
| Medical Malprac | 0 | 0 | 0 | 0 | 0 | 0 | 1 | 0 | 1 | 0% | 0% | 0% | 0% | 100% | 0% |
| Name Change | 0 | 0 | 0 | 0 | 0 | 0 | 0 | 15 | 15 | 0% | 0% | 0% | 0% | 0% | 100% |
| Other Insurance | 0 | 0 | 0 | 0 | 0 | 0 | 1 | 0 | 1 | 0% | 0% | 0% | 0% | 100% | 0% |
| Other MCL | 0 | 0 | 0 | 0 | 0 | 0 | 0 | 0 | 0 | 0% | 0% | 0% | 0% | 0% | 0% |
| Other Track 1 | 0 | 0 | 0 | 0 | 3 | 4 | 10 | 18 | 35 | 0% | 0% | 9% | 11% | 29% | 51% |
| Other Track 3 | 0 | 0 | 0 | 0 | 2 | 0 | 5 | 4 | 11 | 0% | 0% | 18% | 0% | 45% | 36% |
| Other Track 4 | 1 | 0 | 1 | 0 | 0 | 0 | 1 | 0 | 2 | 50% | 0% | 0% | 0% | 50% | 0% |
| Personal Injury | 0 | 0 | 0 | 0 | 7 | 1 | 21 | 2 | 31 | 0% | 0% | 23% | 3% | 68% | 6% |
| Prod Liability | 0 | 0 | 0 | 0 | 0 | 0 | 1 | 0 | 1 | 0% | 0% | 0% | 0% | 100% | 0% |
| Prof Malpractic | 0 | 0 | 0 | 0 | 0 | 0 | 0 | 0 | 0 | 0% | 0% | 0% | 0% | 0% | 0% |
| PIP Coverage | 0 | 0 | 0 | 0 | 0 | 0 | 0 | 0 | 0 | 0% | 0% | 0% | 0% | 0% | 0% |
| Real Property | 0 | 0 | 0 | 0 | 1 | 1 | 2 | 2 | 6 | 0% | 0% | 17% | 17% | 33% | 33% |
| Tort Other | 0 | 0 | 0 | 1 | 1 | 1 | 5 | 0 | 8 | 0% | 13% | 13% | 13% | 63% | 0% |
| Toxic Tort | 0 | 0 | 0 | 0 | 0 | 0 | 1 | 6 | 7 | 0% | 0% | 0% | 0% | 14% | 86% |
| UM/UIM Bod Inj | 0 | 0 | 0 | 0 | 1 | 0 | 2 | 0 | 3 | 0% | 0% | 33% | 0% | 67% | 0% |
| Total | 3 | 2 | 5 | 2 | 36 | 44 | 118 | 61 | 266 | 2% | 1% | 14% | 17% | 44% | 23% |

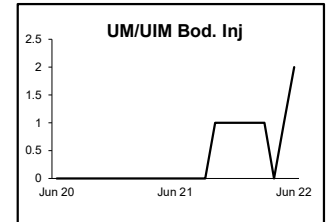
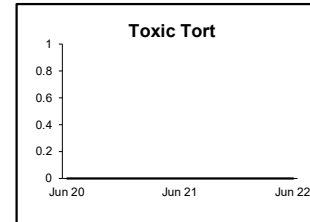
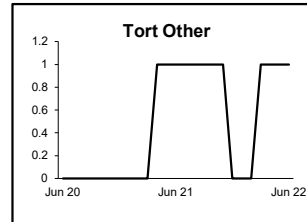
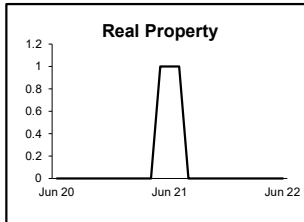
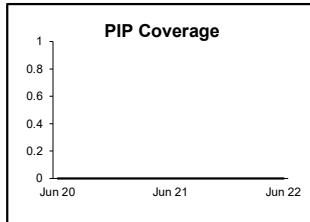
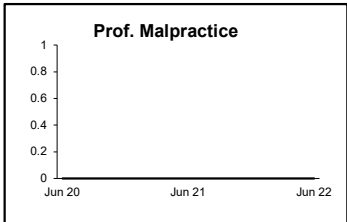
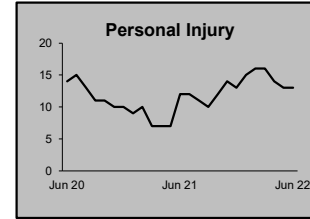
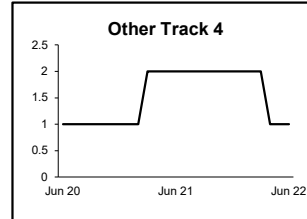
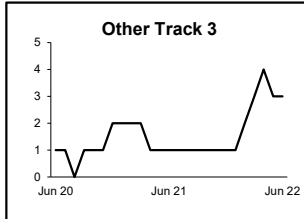
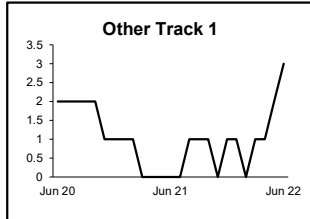
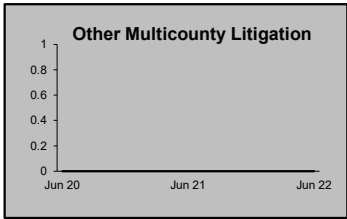
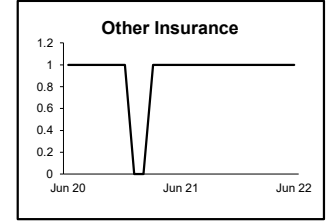
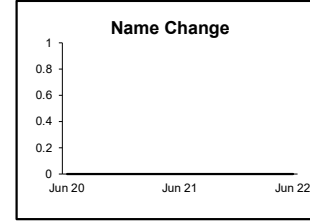
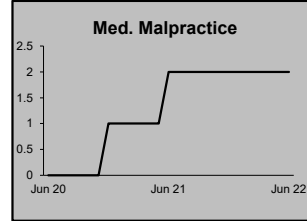
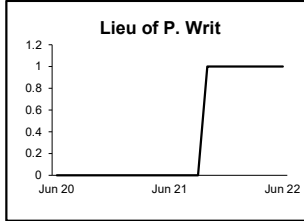
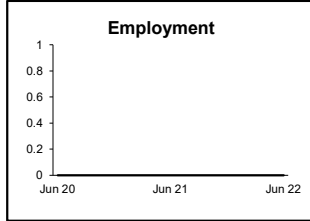
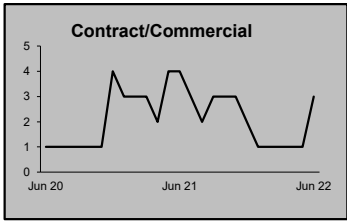
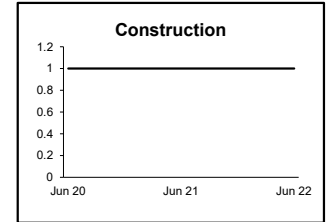
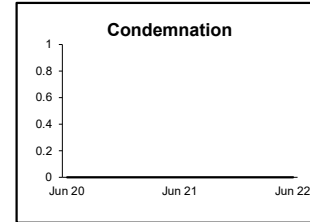
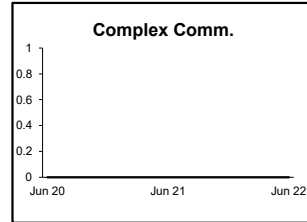
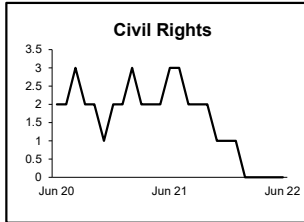
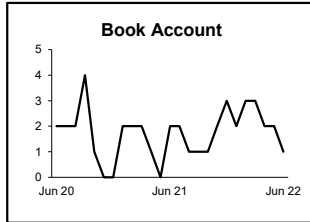
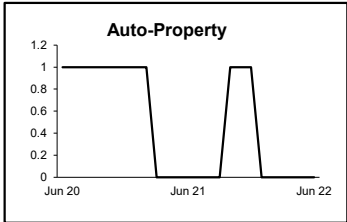
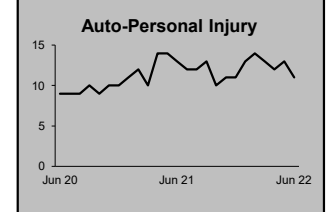
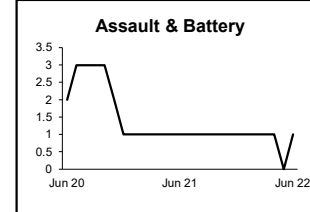
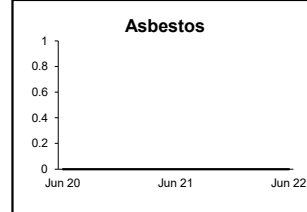

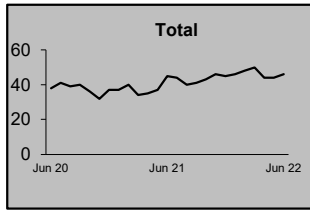
Monthly Resolutions



NOTE: Some Multicounty Litigation (MCL) cases were transferred in November 2014: Atlantic to Bergen = 8,935; Atlantic to Middlesex = 4,070.

**CIVIL BACKLOG BY CASETYPE
JUNE 2022
SALEM**

| | Total | |
|--------|----------------|--------------|
| | Backlog | % chg |
| Jun 20 | 38 | |
| Jun 21 | 45 | 18% |
| Jun 22 | 46 | 2% |



- 1) Casetypes with the state's largest backlogs are highlighted.
- 2) Some Multicounty Litigation (MCL) cases were transferred in November 2014: Atlantic to Bergen = 8,935; Atlantic to Middlesex = 4,070.

**CIVIL CASELOAD SUMMARY BY CASETYPE
JULY 2021 - JUNE 2022
SOMERSET**

| | Filings | | | Resolutions | | | Clearance | | Backlog | | | Backlog Percent | | Backlog Per 100 Monthly Filings | | Active Pending | | |
|-----------------|----------------------|----------------------|----------------|----------------------|----------------------|----------------|---------------------|-------------|------------|------------|----------------|-----------------|------------|---------------------------------|------------|----------------|--------------|----------------|
| | Jul 2020 to Jun 2021 | Jul 2021 to Jun 2022 | percent change | Jul 2020 to Jun 2021 | Jul 2021 to Jun 2022 | percent change | Jul 2021 - Jun 2022 | | Jun 2021 | Jun 2022 | percent change | Jun 2021 | Jun 2022 | Jun 2021 | Jun 2022 | Jun 2021 | Jun 2022 | percent change |
| | | | | | | | number | percent | | | | | | | | | | |
| Act on Neg Inst | 5 | 3 | -40% | 5 | 4 | -20% | 1 | 133% | 0 | 0 | 0% | 0% | 0% | 0 | 0 | 3 | 1 | -67% |
| Asbestos | 0 | 0 | 0% | 0 | 0 | 0% | 0 | 100% | 0 | 0 | 0% | 0% | 0% | 0 | 0 | 0 | 0 | 0% |
| Assault & Bat | 7 | 9 | 29% | 5 | 8 | 60% | -1 | 89% | 1 | 3 | 200% | 10% | 25% | 171 | 400 | 10 | 12 | 20% |
| Auto - Pers Inj | 393 | 342 | -13% | 407 | 417 | 2% | 75 | 122% | 152 | 161 | 6% | 26% | 31% | 464 | 565 | 591 | 515 | -13% |
| Auto - Property | 23 | 27 | 17% | 24 | 27 | 13% | 0 | 100% | 1 | 1 | 0% | 6% | 6% | 52 | 44 | 17 | 18 | 6% |
| Book Account | 333 | 267 | -20% | 260 | 315 | 21% | 48 | 118% | 0 | 5 | | 0% | 5% | 0 | 22 | 163 | 107 | -34% |
| Civil Rights | 6 | 10 | 67% | 6 | 6 | 0% | -4 | 60% | 0 | 2 | | 0% | 18% | 0 | 240 | 6 | 11 | 83% |
| Complex Comm | 10 | 5 | -50% | 13 | 8 | -38% | 3 | 160% | 4 | 5 | 25% | 27% | 31% | 480 | 1,200 | 15 | 16 | 7% |
| Condemnation | 4 | 4 | 0% | 6 | 5 | -17% | 1 | 125% | 1 | 1 | 0% | 25% | 33% | 300 | 300 | 4 | 3 | -25% |
| Construction | 18 | 11 | -39% | 12 | 23 | 92% | 12 | 209% | 4 | 3 | -25% | 21% | 50% | 267 | 327 | 19 | 6 | -68% |
| Contract/Comm | 299 | 287 | -4% | 300 | 307 | 2% | 20 | 107% | 26 | 33 | 27% | 11% | 13% | 104 | 138 | 246 | 248 | 1% |
| Employment | 6 | 17 | 183% | 7 | 7 | 0% | -10 | 41% | 0 | 1 | | 0% | 7% | 0 | 71 | 6 | 15 | 150% |
| Lieu of P. Writ | 13 | 18 | 38% | 9 | 9 | 0% | -9 | 50% | 0 | 0 | 0% | 0% | 0% | 0 | 0 | 9 | 19 | 111% |
| Medical Malprac | 27 | 19 | -30% | 26 | 22 | -15% | 3 | 116% | 14 | 22 | 57% | 26% | 43% | 622 | 1,389 | 54 | 51 | -6% |
| Name Change | 90 | 101 | 12% | 89 | 100 | 12% | -1 | 99% | 0 | 0 | 0% | 0% | 0% | 0 | 0 | 13 | 14 | 8% |
| Other Insurance | 20 | 13 | -35% | 13 | 11 | -15% | -2 | 85% | 0 | 2 | | 0% | 20% | 0 | 185 | 11 | 10 | -9% |
| Other MCL | 1 | 0 | -100% | 1 | 0 | -100% | 0 | 100% | 0 | 0 | 0% | 0% | 0% | 0 | 0 | 0 | 0 | 0% |
| Other Track 1 | 135 | 140 | 4% | 100 | 101 | 1% | -39 | 72% | 0 | 1 | | 0% | 2% | 0 | 9 | 52 | 65 | 25% |
| Other Track 3 | 62 | 52 | -16% | 55 | 51 | -7% | -1 | 98% | 6 | 10 | 67% | 9% | 15% | 116 | 231 | 65 | 67 | 3% |
| Other Track 4 | 11 | 6 | -45% | 10 | 9 | -10% | 3 | 150% | 7 | 10 | 43% | 32% | 53% | 764 | 2,000 | 22 | 19 | -14% |
| Personal Injury | 191 | 167 | -13% | 186 | 178 | -4% | 11 | 107% | 82 | 92 | 12% | 28% | 32% | 515 | 661 | 295 | 285 | -3% |
| Prod Liability | 9 | 4 | -56% | 9 | 4 | -56% | 0 | 100% | 1 | 3 | 200% | 10% | 33% | 133 | 900 | 10 | 9 | -10% |
| Prof Malpractic | 16 | 14 | -13% | 23 | 17 | -26% | 3 | 121% | 11 | 11 | 0% | 34% | 37% | 825 | 943 | 32 | 30 | -6% |
| PIP Coverage | 2 | 4 | 100% | 4 | 4 | 0% | 0 | 100% | 0 | 0 | 0% | 0% | 0% | 0 | 0 | 1 | 1 | 0% |
| Real Property | 13 | 14 | 8% | 10 | 7 | -30% | -7 | 50% | 0 | 1 | | 0% | 10% | 0 | 86 | 6 | 10 | 67% |
| Tort Other | 70 | 75 | 7% | 73 | 70 | -4% | -5 | 93% | 6 | 11 | 83% | 11% | 18% | 103 | 176 | 54 | 62 | 15% |
| Toxic Tort | 0 | 0 | 0% | 0 | 0 | 0% | 0 | 100% | 0 | 0 | 0% | 0% | 0% | 0 | 0 | 0 | 0 | 0% |
| UM/UM Bod Inj | 26 | 24 | -8% | 14 | 27 | 93% | 3 | 113% | 9 | 8 | -11% | 25% | 24% | 415 | 400 | 36 | 34 | -6% |
| Total | 1,790 | 1,633 | -9% | 1,667 | 1,737 | 4% | 104 | 106% | 325 | 386 | 19% | 19% | 24% | 218 | 284 | 1,740 | 1,628 | -6% |

NOTE: Some Multicounty Litigation (MCL) cases were transferred in November 2014: Atlantic to Bergen = 8,935; Atlantic to Middlesex = 4,070.

CIVIL BACKLOG SUMMARY BY CASETYPE

June 2022

SOMERSET

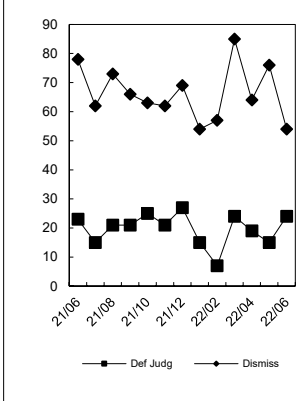
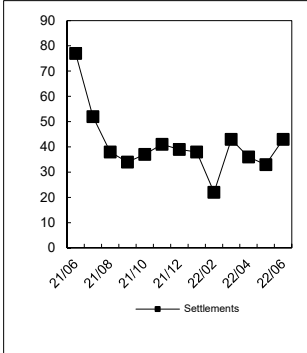
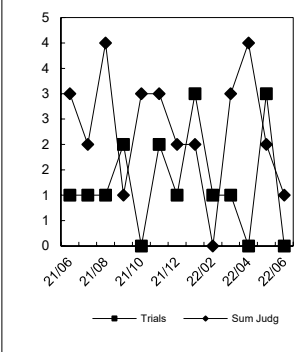
| | Cases in Backlog | | | | | | | | | | | | | | | |
|-----------------|-------------------------|-----------------|-----------------|----------------|---------------|-----------------|-----------------|----------------|---------------|-----------------|----------------|---------------|-----------------|----------------|---------------|---------------|
| | Track 1 | | | | | Track 2 | | | | Track 3 | | | Track 4 | | | Total Backlog |
| | 12 to 18 months | 18 to 24 months | 24 to 36 months | over 36 months | Total Track 1 | 18 to 24 months | 24 to 36 months | over 36 months | Total Track 2 | 24 to 36 months | over 36 months | Total Track 3 | 24 to 36 months | over 36 months | Total Track 4 | |
| Act on Neg Inst | 0 | 0 | 0 | 0 | 0 | 0 | 0 | 0 | 0 | 0 | 0 | 0 | 0 | 0 | 0 | 0 |
| Asbestos | 0 | 0 | 0 | 0 | 0 | 0 | 0 | 0 | 0 | 0 | 0 | 0 | 0 | 0 | 0 | 0 |
| Assault & Bat | 0 | 0 | 0 | 0 | 0 | 0 | 0 | 0 | 0 | 2 | 1 | 3 | 0 | 0 | 0 | 3 |
| Auto - Pers Inj | 0 | 0 | 0 | 0 | 0 | 64 | 81 | 16 | 161 | 0 | 0 | 0 | 0 | 0 | 0 | 161 |
| Auto - Property | 0 | 0 | 0 | 0 | 0 | 0 | 1 | 0 | 1 | 0 | 0 | 0 | 0 | 0 | 0 | 1 |
| Book Account | 5 | 0 | 0 | 0 | 5 | 0 | 0 | 0 | 0 | 0 | 0 | 0 | 0 | 0 | 0 | 5 |
| Civil Rights | 0 | 0 | 0 | 0 | 0 | 0 | 0 | 0 | 0 | 2 | 0 | 2 | 0 | 0 | 0 | 2 |
| Complex Comm | 0 | 0 | 0 | 0 | 0 | 0 | 0 | 0 | 0 | 0 | 0 | 0 | 2 | 3 | 5 | 5 |
| Condemnation | 0 | 0 | 0 | 0 | 0 | 0 | 0 | 0 | 0 | 0 | 1 | 1 | 0 | 0 | 0 | 1 |
| Construction | 0 | 0 | 0 | 0 | 0 | 1 | 1 | 1 | 3 | 0 | 0 | 0 | 0 | 0 | 0 | 3 |
| Contract/Comm | 0 | 0 | 0 | 0 | 0 | 12 | 12 | 9 | 33 | 0 | 0 | 0 | 0 | 0 | 0 | 33 |
| Employment | 0 | 0 | 0 | 0 | 0 | 1 | 0 | 0 | 1 | 0 | 0 | 0 | 0 | 0 | 0 | 1 |
| Lieu of P. Writ | 0 | 0 | 0 | 0 | 0 | 0 | 0 | 0 | 0 | 0 | 0 | 0 | 0 | 0 | 0 | 0 |
| Medical Malprac | 0 | 0 | 0 | 0 | 0 | 0 | 0 | 0 | 0 | 11 | 11 | 22 | 0 | 0 | 0 | 22 |
| Name Change | 0 | 0 | 0 | 0 | 0 | 0 | 0 | 0 | 0 | 0 | 0 | 0 | 0 | 0 | 0 | 0 |
| Other Insurance | 2 | 0 | 0 | 0 | 2 | 0 | 0 | 0 | 0 | 0 | 0 | 0 | 0 | 0 | 0 | 2 |
| Other MCL | 0 | 0 | 0 | 0 | 0 | 0 | 0 | 0 | 0 | 0 | 0 | 0 | 0 | 0 | 0 | 0 |
| Other Track 1 | 1 | 0 | 0 | 0 | 1 | 0 | 0 | 0 | 0 | 0 | 0 | 0 | 0 | 0 | 0 | 1 |
| Other Track 3 | 0 | 0 | 0 | 0 | 0 | 0 | 0 | 0 | 0 | 8 | 2 | 10 | 0 | 0 | 0 | 10 |
| Other Track 4 | 0 | 0 | 0 | 0 | 0 | 0 | 0 | 0 | 0 | 0 | 0 | 0 | 5 | 5 | 10 | 10 |
| Personal Injury | 0 | 0 | 0 | 0 | 0 | 41 | 35 | 16 | 92 | 0 | 0 | 0 | 0 | 0 | 0 | 92 |
| Prod Liability | 0 | 0 | 0 | 0 | 0 | 0 | 0 | 0 | 0 | 3 | 0 | 3 | 0 | 0 | 0 | 3 |
| Prof Malpractic | 0 | 0 | 0 | 0 | 0 | 0 | 0 | 0 | 0 | 5 | 6 | 11 | 0 | 0 | 0 | 11 |
| PIP Coverage | 0 | 0 | 0 | 0 | 0 | 0 | 0 | 0 | 0 | 0 | 0 | 0 | 0 | 0 | 0 | 0 |
| Real Property | 0 | 1 | 0 | 0 | 1 | 0 | 0 | 0 | 0 | 0 | 0 | 0 | 0 | 0 | 0 | 1 |
| Tort Other | 0 | 0 | 0 | 0 | 0 | 6 | 3 | 2 | 11 | 0 | 0 | 0 | 0 | 0 | 0 | 11 |
| Toxic Tort | 0 | 0 | 0 | 0 | 0 | 0 | 0 | 0 | 0 | 0 | 0 | 0 | 0 | 0 | 0 | 0 |
| UM/UIM Bod Inj | 0 | 0 | 0 | 0 | 0 | 4 | 3 | 1 | 8 | 0 | 0 | 0 | 0 | 0 | 0 | 8 |
| Total | 8 | 1 | 0 | 0 | 9 | 129 | 136 | 45 | 310 | 31 | 21 | 52 | 7 | 8 | 15 | 386 |

NOTE: Some Multicounty Litigation (MCL) cases were transferred in November 2014: Atlantic to Bergen = 8,935; Atlantic to Middlesex = 4,070.

CIVIL RESOLUTION SUMMARY BY CASETYPE
JULY 2021 - JUNE 2022
SOMERSET

| | Trial | | | Summary | | | | | Total | Percent resolved by | | | | | |
|-----------------|----------|----------|-----------|-----------|------------|------------------|------------|------------|--------------|---------------------|-----------|------------|------------|------------|------------|
| | Jury | Nonjury | Total | Judgment | Settlement | Default Judgment | Dismiss | Other | | Trial | Sum Jud | Settle | Default J | Dismiss | Other |
| Act on Neg Inst | 0 | 0 | 0 | 0 | 0 | 0 | 4 | 0 | 4 | 0% | 0% | 0% | 0% | 100% | 0% |
| Asbestos | 0 | 0 | 0 | 0 | 0 | 0 | 0 | 0 | 0 | 0% | 0% | 0% | 0% | 0% | 0% |
| Assault & Bat | 0 | 0 | 0 | 0 | 1 | 0 | 4 | 3 | 8 | 0% | 0% | 13% | 0% | 50% | 38% |
| Auto - Pers Inj | 5 | 0 | 5 | 0 | 166 | 1 | 230 | 15 | 417 | 1% | 0% | 40% | 0% | 55% | 4% |
| Auto - Property | 0 | 0 | 0 | 0 | 8 | 4 | 14 | 1 | 27 | 0% | 0% | 30% | 15% | 52% | 4% |
| Book Account | 0 | 0 | 0 | 7 | 54 | 120 | 128 | 6 | 315 | 0% | 2% | 17% | 38% | 41% | 2% |
| Civil Rights | 0 | 0 | 0 | 1 | 0 | 0 | 4 | 1 | 6 | 0% | 17% | 0% | 0% | 67% | 17% |
| Complex Commer | 0 | 0 | 0 | 0 | 6 | 0 | 1 | 1 | 8 | 0% | 0% | 75% | 0% | 13% | 13% |
| Condemnation | 0 | 0 | 0 | 0 | 2 | 0 | 1 | 2 | 5 | 0% | 0% | 40% | 0% | 20% | 40% |
| Construction | 0 | 0 | 0 | 0 | 7 | 5 | 11 | 0 | 23 | 0% | 0% | 30% | 22% | 48% | 0% |
| Contract/Commer | 0 | 4 | 4 | 13 | 62 | 64 | 151 | 13 | 307 | 1% | 4% | 20% | 21% | 49% | 4% |
| Employment | 0 | 0 | 0 | 0 | 1 | 0 | 5 | 1 | 7 | 0% | 0% | 14% | 0% | 71% | 14% |
| Lieu of P. Writ | 0 | 1 | 1 | 0 | 3 | 0 | 4 | 1 | 9 | 11% | 0% | 33% | 0% | 44% | 11% |
| Medical Malprac | 0 | 0 | 0 | 0 | 6 | 0 | 16 | 0 | 22 | 0% | 0% | 27% | 0% | 73% | 0% |
| Name Change | 0 | 0 | 0 | 0 | 0 | 0 | 1 | 99 | 100 | 0% | 0% | 0% | 0% | 1% | 99% |
| Other Insurance | 0 | 0 | 0 | 0 | 2 | 1 | 3 | 5 | 11 | 0% | 0% | 18% | 9% | 27% | 45% |
| Other MCL | 0 | 0 | 0 | 0 | 0 | 0 | 0 | 0 | 0 | 0% | 0% | 0% | 0% | 0% | 0% |
| Other Track 1 | 0 | 1 | 1 | 1 | 15 | 13 | 36 | 35 | 101 | 1% | 1% | 15% | 13% | 36% | 35% |
| Other Track 3 | 0 | 0 | 0 | 1 | 16 | 0 | 23 | 11 | 51 | 0% | 2% | 31% | 0% | 45% | 22% |
| Other Track 4 | 0 | 0 | 0 | 0 | 2 | 0 | 5 | 2 | 9 | 0% | 0% | 22% | 0% | 56% | 22% |
| Personal Injury | 2 | 0 | 2 | 2 | 71 | 3 | 84 | 16 | 178 | 1% | 1% | 40% | 2% | 47% | 9% |
| Prod Liability | 0 | 0 | 0 | 0 | 2 | 0 | 2 | 0 | 4 | 0% | 0% | 50% | 0% | 50% | 0% |
| Prof Malpractic | 0 | 0 | 0 | 1 | 10 | 0 | 2 | 4 | 17 | 0% | 6% | 59% | 0% | 12% | 24% |
| PIP Coverage | 0 | 0 | 0 | 0 | 0 | 0 | 3 | 1 | 4 | 0% | 0% | 0% | 0% | 75% | 25% |
| Real Property | 0 | 0 | 0 | 0 | 2 | 1 | 4 | 0 | 7 | 0% | 0% | 29% | 14% | 57% | 0% |
| Tort Other | 0 | 0 | 0 | 1 | 9 | 22 | 35 | 3 | 70 | 0% | 1% | 13% | 31% | 50% | 4% |
| Toxic Tort | 0 | 0 | 0 | 0 | 0 | 0 | 0 | 0 | 0 | 0% | 0% | 0% | 0% | 0% | 0% |
| UM/UIM Bod Inj | 2 | 0 | 2 | 0 | 11 | 0 | 14 | 0 | 27 | 7% | 0% | 41% | 0% | 52% | 0% |
| Total | 9 | 6 | 15 | 27 | 456 | 234 | 785 | 220 | 1,737 | 1% | 2% | 26% | 13% | 45% | 13% |

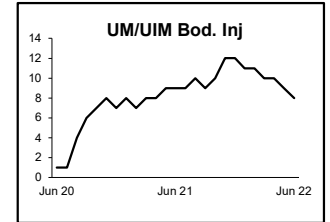
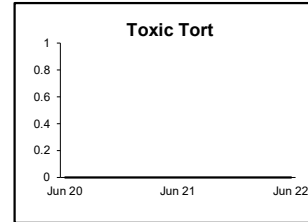
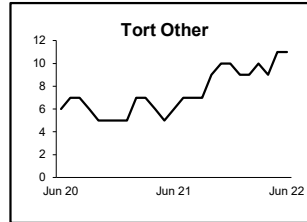
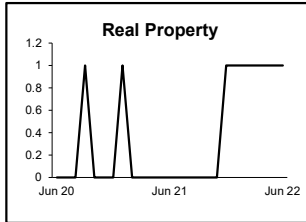
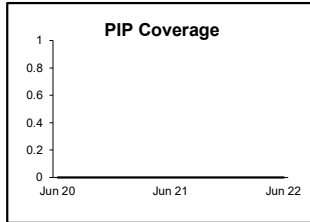
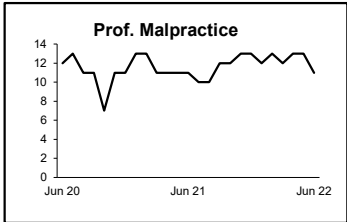
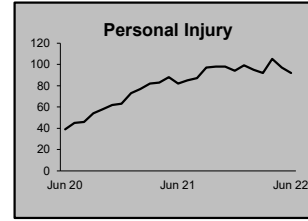
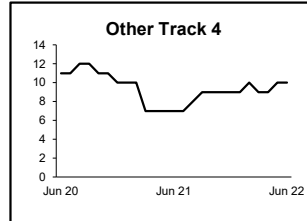
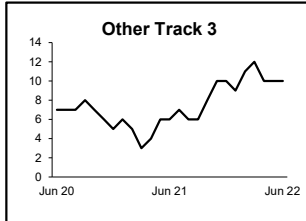
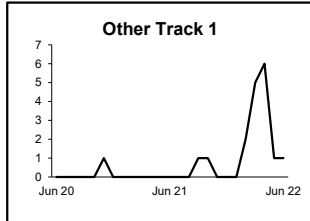
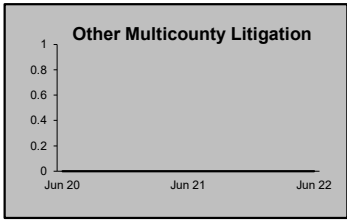
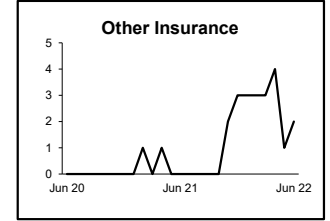
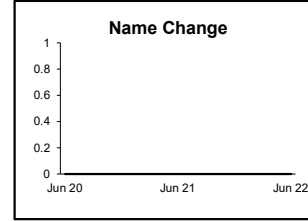
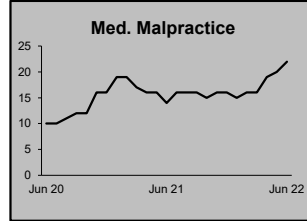
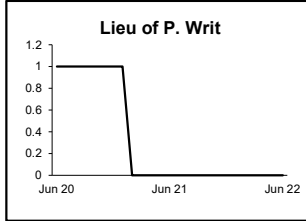
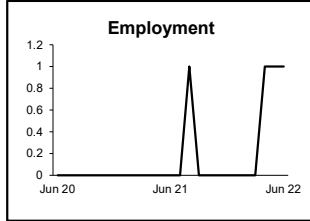
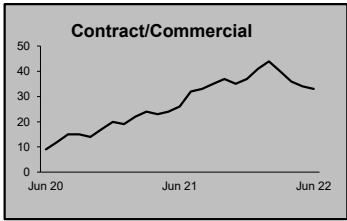
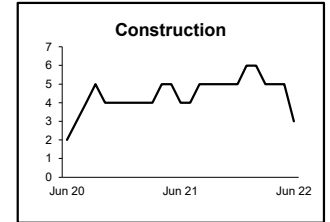
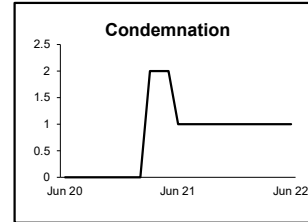
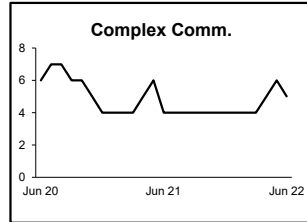
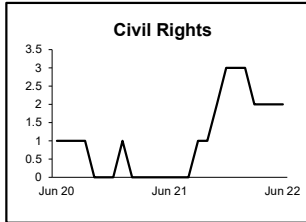
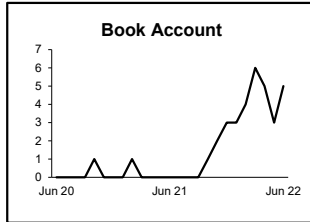
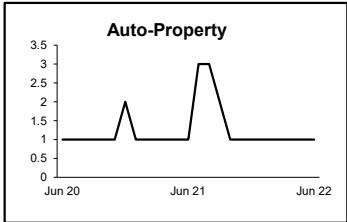
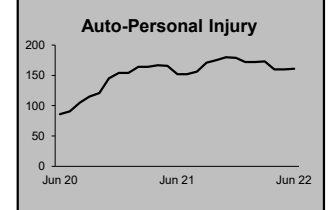
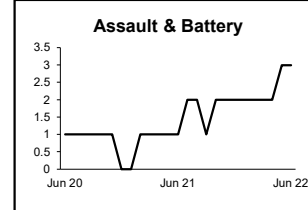
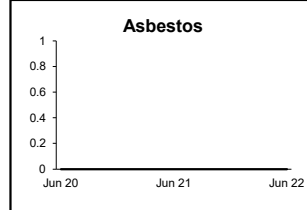
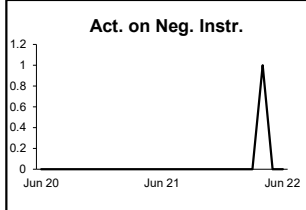
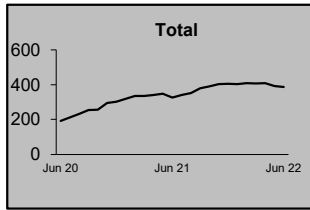
Monthly Resolutions



NOTE: Some Multicounty Litigation (MCL) cases were transferred in November 2014: Atlantic to Bergen = 8,935; Atlantic to Middlesex = 4,070.

**CIVIL BACKLOG BY CASETYPE
JUNE 2022
SOMERSET**

| | Total | Backlog | % chg |
|--------|--------------|----------------|--------------|
| Jun 20 | | 193 | |
| Jun 21 | | 325 | 68% |
| Jun 22 | | 386 | 19% |



- 1) Casetypes with the state's largest backlogs are highlighted.
- 2) Some Multicounty Litigation (MCL) cases were transferred in November 2014: Atlantic to Bergen = 8,935; Atlantic to Middlesex = 4,070.

CIVIL CASELOAD SUMMARY BY CASETYPE
JULY 2021 - JUNE 2022
SUSSEX

| | Filings | | | Resolutions | | | Clearance | | Backlog | | | Backlog Percent | | Backlog Per 100 Monthly Filings | | Active Pending | | |
|-----------------|----------------------|----------------------|----------------|----------------------|----------------------|----------------|---------------------|-------------|------------|------------|----------------|-----------------|------------|---------------------------------|------------|----------------|------------|----------------|
| | Jul 2020 to Jun 2021 | Jul 2021 to Jun 2022 | percent change | Jul 2020 to Jun 2021 | Jul 2021 to Jun 2022 | percent change | Jul 2021 - Jun 2022 | | Jun 2021 | Jun 2022 | percent change | Jun 2021 | Jun 2022 | Jun 2021 | Jun 2022 | Jun 2021 | Jun 2022 | percent change |
| | | | | | | | number | percent | | | | | | | | | | |
| Act on Neg Inst | 1 | 1 | 0% | 1 | 1 | 0% | 0 | 100% | 0 | 0 | 0% | 0% | 0% | 0 | 0 | 1 | 1 | 0% |
| Asbestos | 0 | 0 | 0% | 0 | 0 | 0% | 0 | 100% | 0 | 0 | 0% | 0% | 0% | 0 | 0 | 0 | 0 | 0% |
| Assault & Bat | 2 | 4 | 100% | 4 | 2 | -50% | -2 | 50% | 0 | 1 | | 0% | 20% | 0 | 300 | 2 | 5 | 150% |
| Auto - Pers Inj | 105 | 95 | -10% | 104 | 92 | -12% | -3 | 97% | 22 | 33 | 50% | 17% | 25% | 251 | 417 | 130 | 133 | 2% |
| Auto - Property | 4 | 9 | 125% | 7 | 7 | 0% | -2 | 78% | 0 | 0 | 0% | 0% | 0% | 0 | 0 | 4 | 6 | 50% |
| Book Account | 168 | 135 | -20% | 134 | 182 | 36% | 47 | 135% | 4 | 5 | 25% | 4% | 11% | 29 | 44 | 92 | 44 | -52% |
| Civil Rights | 9 | 5 | -44% | 8 | 5 | -38% | 0 | 100% | 2 | 2 | 0% | 22% | 22% | 267 | 480 | 9 | 9 | 0% |
| Complex Comm | 3 | 1 | -67% | 0 | 2 | | 1 | 200% | 2 | 2 | 0% | 40% | 50% | 800 | 2,400 | 5 | 4 | -20% |
| Condemnation | 0 | 0 | 0% | 0 | 1 | | 1 | 100% | 0 | 0 | 0% | 0% | 0% | 0 | 0 | 1 | 0 | -100% |
| Construction | 6 | 3 | -50% | 9 | 4 | -56% | 1 | 133% | 2 | 2 | 0% | 50% | 67% | 400 | 800 | 4 | 3 | -25% |
| Contract/Comm | 99 | 86 | -13% | 106 | 104 | -2% | 18 | 121% | 17 | 7 | -59% | 22% | 11% | 206 | 98 | 79 | 63 | -20% |
| Employment | 3 | 7 | 133% | 4 | 4 | 0% | -3 | 57% | 1 | 1 | 0% | 33% | 20% | 400 | 171 | 3 | 5 | 67% |
| Lieu of P. Writ | 5 | 3 | -40% | 5 | 5 | 0% | 2 | 167% | 0 | 0 | 0% | 0% | 0% | 0 | 0 | 3 | 1 | -67% |
| Medical Malprac | 18 | 15 | -17% | 14 | 10 | -29% | -5 | 67% | 8 | 9 | 13% | 36% | 33% | 533 | 720 | 22 | 27 | 23% |
| Name Change | 35 | 36 | 3% | 29 | 29 | 0% | -7 | 81% | 0 | 0 | 0% | 0% | 0% | 0 | 0 | 9 | 16 | 78% |
| Other Insurance | 3 | 4 | 33% | 6 | 4 | -33% | 0 | 100% | 3 | 0 | -100% | 100% | 0% | 1,200 | 0 | 3 | 2 | -33% |
| Other MCL | 0 | 0 | 0% | 0 | 0 | 0% | 0 | 100% | 0 | 0 | 0% | 0% | 0% | 0 | 0 | 0 | 0 | 0% |
| Other Track 1 | 54 | 48 | -11% | 58 | 42 | -28% | -6 | 88% | 4 | 1 | -75% | 16% | 4% | 89 | 25 | 25 | 28 | 12% |
| Other Track 3 | 23 | 23 | 0% | 16 | 20 | 25% | -3 | 87% | 5 | 9 | 80% | 14% | 23% | 261 | 470 | 36 | 40 | 11% |
| Other Track 4 | 4 | 2 | -50% | 3 | 1 | -67% | -1 | 50% | 1 | 1 | 0% | 25% | 17% | 300 | 600 | 4 | 6 | 50% |
| Personal Injury | 89 | 71 | -20% | 91 | 81 | -11% | 10 | 114% | 32 | 46 | 44% | 25% | 40% | 431 | 777 | 127 | 115 | -9% |
| Prod Liability | 2 | 2 | 0% | 2 | 3 | 50% | 1 | 150% | 2 | 2 | 0% | 40% | 40% | 1,200 | 1,200 | 5 | 5 | 0% |
| Prof Malpractic | 6 | 2 | -67% | 3 | 5 | 67% | 3 | 250% | 4 | 5 | 25% | 31% | 42% | 800 | 3,000 | 13 | 12 | -8% |
| PIP Coverage | 0 | 3 | | 0 | 3 | | 0 | 100% | 0 | 0 | 0% | 0% | 0% | 0 | 0 | 0 | 0 | 0% |
| Real Property | 5 | 7 | 40% | 6 | 3 | -50% | -4 | 43% | 0 | 0 | 0% | 0% | 0% | 0 | 0 | 1 | 5 | 400% |
| Tort Other | 19 | 22 | 16% | 18 | 23 | 28% | 1 | 105% | 4 | 5 | 25% | 18% | 26% | 253 | 273 | 22 | 19 | -14% |
| Toxic Tort | 1 | 1 | 0% | 0 | 1 | | 0 | 100% | 0 | 0 | 0% | 0% | 0% | 0 | 0 | 1 | 1 | 0% |
| UM/UIM Bod Inj | 7 | 4 | -43% | 5 | 6 | 20% | 2 | 150% | 0 | 0 | 0% | 0% | 0% | 0 | 0 | 6 | 4 | -33% |
| Total | 671 | 589 | -12% | 633 | 640 | 1% | 51 | 109% | 113 | 131 | 16% | 19% | 24% | 202 | 267 | 607 | 554 | -9% |

NOTE: Some Multicounty Litigation (MCL) cases were transferred in November 2014: Atlantic to Bergen = 8,935; Atlantic to Middlesex = 4,070.

CIVIL BACKLOG SUMMARY BY CASETYPE

June 2022

SUSSEX

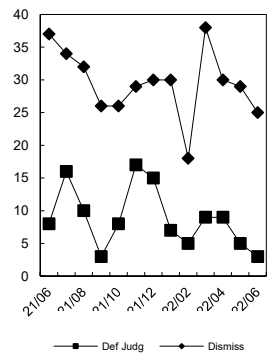
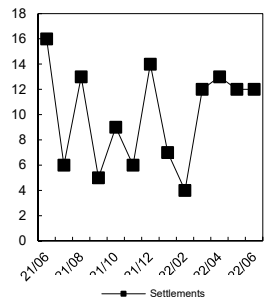
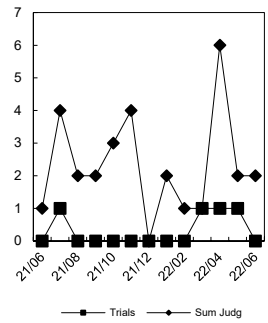
| | Cases in Backlog | | | | | | | | | | | | | | | |
|-----------------|------------------|-----------------|-----------------|----------------|---------------|-----------------|-----------------|----------------|---------------|-----------------|----------------|---------------|-----------------|----------------|---------------|---------------|
| | Track 1 | | | | | Track 2 | | | | Track 3 | | | Track 4 | | | Total Backlog |
| | 12 to 18 months | 18 to 24 months | 24 to 36 months | over 36 months | Total Track 1 | 18 to 24 months | 24 to 36 months | over 36 months | Total Track 2 | 24 to 36 months | over 36 months | Total Track 3 | 24 to 36 months | over 36 months | Total Track 4 | |
| Act on Neg Inst | 0 | 0 | 0 | 0 | 0 | 0 | 0 | 0 | 0 | 0 | 0 | 0 | 0 | 0 | 0 | 0 |
| Asbestos | 0 | 0 | 0 | 0 | 0 | 0 | 0 | 0 | 0 | 0 | 0 | 0 | 0 | 0 | 0 | 0 |
| Assault & Bat | 0 | 0 | 0 | 0 | 0 | 0 | 0 | 0 | 0 | 1 | 0 | 1 | 0 | 0 | 0 | 0 |
| Auto - Pers Inj | 0 | 0 | 0 | 0 | 0 | 21 | 10 | 2 | 33 | 0 | 0 | 0 | 0 | 0 | 0 | 33 |
| Auto - Property | 0 | 0 | 0 | 0 | 0 | 0 | 0 | 0 | 0 | 0 | 0 | 0 | 0 | 0 | 0 | 0 |
| Book Account | 3 | 1 | 1 | 0 | 5 | 0 | 0 | 0 | 0 | 0 | 0 | 0 | 0 | 0 | 0 | 5 |
| Civil Rights | 0 | 0 | 0 | 0 | 0 | 0 | 0 | 0 | 0 | 1 | 1 | 2 | 0 | 0 | 0 | 2 |
| Complex Comm | 0 | 0 | 0 | 0 | 0 | 0 | 0 | 0 | 0 | 0 | 0 | 0 | 0 | 2 | 2 | 2 |
| Condemnation | 0 | 0 | 0 | 0 | 0 | 0 | 0 | 0 | 0 | 0 | 0 | 0 | 0 | 0 | 0 | 0 |
| Construction | 0 | 0 | 0 | 0 | 0 | 1 | 1 | 0 | 2 | 0 | 0 | 0 | 0 | 0 | 0 | 2 |
| Contract/Comm | 0 | 0 | 0 | 0 | 0 | 2 | 4 | 1 | 7 | 0 | 0 | 0 | 0 | 0 | 0 | 7 |
| Employment | 0 | 0 | 0 | 0 | 0 | 0 | 1 | 0 | 1 | 0 | 0 | 0 | 0 | 0 | 0 | 1 |
| Lieu of P. Writ | 0 | 0 | 0 | 0 | 0 | 0 | 0 | 0 | 0 | 0 | 0 | 0 | 0 | 0 | 0 | 0 |
| Medical Malprac | 0 | 0 | 0 | 0 | 0 | 0 | 0 | 0 | 0 | 5 | 4 | 9 | 0 | 0 | 0 | 9 |
| Name Change | 0 | 0 | 0 | 0 | 0 | 0 | 0 | 0 | 0 | 0 | 0 | 0 | 0 | 0 | 0 | 0 |
| Other Insurance | 0 | 0 | 0 | 0 | 0 | 0 | 0 | 0 | 0 | 0 | 0 | 0 | 0 | 0 | 0 | 0 |
| Other MCL | 0 | 0 | 0 | 0 | 0 | 0 | 0 | 0 | 0 | 0 | 0 | 0 | 0 | 0 | 0 | 0 |
| Other Track 1 | 0 | 1 | 0 | 0 | 1 | 0 | 0 | 0 | 0 | 0 | 0 | 0 | 0 | 0 | 0 | 1 |
| Other Track 3 | 0 | 0 | 0 | 0 | 0 | 0 | 0 | 0 | 0 | 5 | 4 | 9 | 0 | 0 | 0 | 9 |
| Other Track 4 | 0 | 0 | 0 | 0 | 0 | 0 | 0 | 0 | 0 | 0 | 0 | 0 | 1 | 0 | 1 | 1 |
| Personal Injury | 0 | 0 | 0 | 0 | 0 | 18 | 22 | 6 | 46 | 0 | 0 | 0 | 0 | 0 | 0 | 46 |
| Prod Liability | 0 | 0 | 0 | 0 | 0 | 0 | 0 | 0 | 0 | 1 | 1 | 2 | 0 | 0 | 0 | 2 |
| Prof Malpractic | 0 | 0 | 0 | 0 | 0 | 0 | 0 | 0 | 0 | 2 | 3 | 5 | 0 | 0 | 0 | 5 |
| PIP Coverage | 0 | 0 | 0 | 0 | 0 | 0 | 0 | 0 | 0 | 0 | 0 | 0 | 0 | 0 | 0 | 0 |
| Real Property | 0 | 0 | 0 | 0 | 0 | 0 | 0 | 0 | 0 | 0 | 0 | 0 | 0 | 0 | 0 | 0 |
| Tort Other | 0 | 0 | 0 | 0 | 0 | 0 | 5 | 0 | 5 | 0 | 0 | 0 | 0 | 0 | 0 | 5 |
| Toxic Tort | 0 | 0 | 0 | 0 | 0 | 0 | 0 | 0 | 0 | 0 | 0 | 0 | 0 | 0 | 0 | 0 |
| UM/UIM Bod Inj | 0 | 0 | 0 | 0 | 0 | 0 | 0 | 0 | 0 | 0 | 0 | 0 | 0 | 0 | 0 | 0 |
| Total | 3 | 2 | 1 | 0 | 6 | 42 | 43 | 9 | 94 | 15 | 13 | 28 | 1 | 2 | 3 | 131 |

NOTE: Some Multicounty Litigation (MCL) cases were transferred in November 2014: Atlantic to Bergen = 8,935; Atlantic to Middlesex = 4,070.

**CIVIL RESOLUTION SUMMARY BY CASETYPE
JULY 2021 - JUNE 2022
SUSSEX**

| | Trial | | | Summary | | | | | Total | Percent resolved by | | | | | |
|-----------------|----------|----------|----------|-----------|------------|------------------|------------|-----------|------------|---------------------|-----------|------------|------------|------------|-----------|
| | Jury | Nonjury | Total | Judgment | Settlement | Default Judgment | Dismiss | Other | | Trial | Sum Jud | Settle | Default J | Dismiss | Other |
| Act on Neg Inst | 0 | 0 | 0 | 0 | 0 | 0 | 1 | 0 | 1 | 0% | 0% | 0% | 0% | 100% | 0% |
| Asbestos | 0 | 0 | 0 | 0 | 0 | 0 | 0 | 0 | 0 | 0% | 0% | 0% | 0% | 0% | 0% |
| Assault & Bat | 0 | 0 | 0 | 0 | 1 | 0 | 0 | 1 | 2 | 0% | 0% | 50% | 0% | 0% | 50% |
| Auto - Pers Inj | 1 | 0 | 1 | 2 | 26 | 0 | 61 | 2 | 92 | 1% | 2% | 28% | 0% | 66% | 2% |
| Auto - Property | 0 | 0 | 0 | 0 | 1 | 1 | 3 | 2 | 7 | 0% | 0% | 14% | 14% | 43% | 29% |
| Book Account | 0 | 0 | 0 | 14 | 15 | 86 | 66 | 1 | 182 | 0% | 8% | 8% | 47% | 36% | 1% |
| Civil Rights | 0 | 0 | 0 | 0 | 0 | 0 | 5 | 0 | 5 | 0% | 0% | 0% | 0% | 100% | 0% |
| Complex Commer | 0 | 0 | 0 | 0 | 0 | 0 | 2 | 0 | 2 | 0% | 0% | 0% | 0% | 100% | 0% |
| Condemnation | 0 | 0 | 0 | 0 | 1 | 0 | 0 | 0 | 1 | 0% | 0% | 100% | 0% | 0% | 0% |
| Construction | 0 | 0 | 0 | 0 | 2 | 0 | 2 | 0 | 4 | 0% | 0% | 50% | 0% | 50% | 0% |
| Contract/Commer | 2 | 0 | 2 | 6 | 16 | 20 | 60 | 0 | 104 | 2% | 6% | 15% | 19% | 58% | 0% |
| Employment | 0 | 0 | 0 | 0 | 2 | 0 | 2 | 0 | 4 | 0% | 0% | 50% | 0% | 50% | 0% |
| Lieu of P. Writ | 0 | 0 | 0 | 2 | 1 | 0 | 2 | 0 | 5 | 0% | 40% | 20% | 0% | 40% | 0% |
| Medical Malprac | 0 | 0 | 0 | 0 | 1 | 0 | 9 | 0 | 10 | 0% | 0% | 10% | 0% | 90% | 0% |
| Name Change | 0 | 0 | 0 | 0 | 0 | 0 | 4 | 25 | 29 | 0% | 0% | 0% | 0% | 14% | 86% |
| Other Insurance | 0 | 0 | 0 | 0 | 2 | 0 | 2 | 0 | 4 | 0% | 0% | 50% | 0% | 50% | 0% |
| Other MCL | 0 | 0 | 0 | 0 | 0 | 0 | 0 | 0 | 0 | 0% | 0% | 0% | 0% | 0% | 0% |
| Other Track 1 | 0 | 0 | 0 | 3 | 8 | 0 | 29 | 2 | 42 | 0% | 7% | 19% | 0% | 69% | 5% |
| Other Track 3 | 0 | 0 | 0 | 0 | 3 | 0 | 16 | 1 | 20 | 0% | 0% | 15% | 0% | 80% | 5% |
| Other Track 4 | 0 | 0 | 0 | 0 | 1 | 0 | 0 | 0 | 1 | 0% | 0% | 100% | 0% | 0% | 0% |
| Personal Injury | 1 | 0 | 1 | 2 | 20 | 0 | 54 | 4 | 81 | 1% | 2% | 25% | 0% | 67% | 5% |
| Prod Liability | 0 | 0 | 0 | 0 | 1 | 0 | 2 | 0 | 3 | 0% | 0% | 33% | 0% | 67% | 0% |
| Prof Malpractic | 0 | 0 | 0 | 0 | 0 | 0 | 3 | 2 | 5 | 0% | 0% | 0% | 0% | 60% | 40% |
| PIP Coverage | 0 | 0 | 0 | 0 | 2 | 0 | 1 | 0 | 3 | 0% | 0% | 67% | 0% | 33% | 0% |
| Real Property | 0 | 0 | 0 | 0 | 0 | 0 | 3 | 0 | 3 | 0% | 0% | 0% | 0% | 100% | 0% |
| Tort Other | 0 | 0 | 0 | 0 | 8 | 0 | 15 | 0 | 23 | 0% | 0% | 35% | 0% | 65% | 0% |
| Toxic Tort | 0 | 0 | 0 | 0 | 0 | 0 | 1 | 0 | 1 | 0% | 0% | 0% | 0% | 100% | 0% |
| UM/UIM Bod Inj | 0 | 0 | 0 | 0 | 2 | 0 | 4 | 0 | 6 | 0% | 0% | 33% | 0% | 67% | 0% |
| Total | 4 | 0 | 4 | 29 | 113 | 107 | 347 | 40 | 640 | 1% | 5% | 18% | 17% | 54% | 6% |

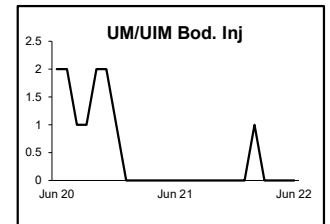
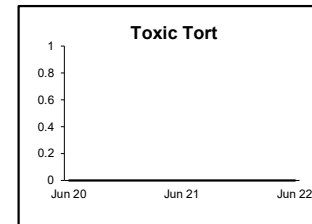
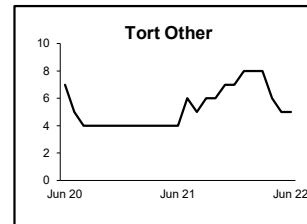
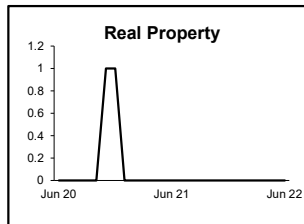
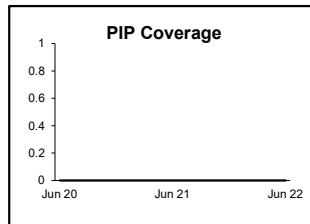
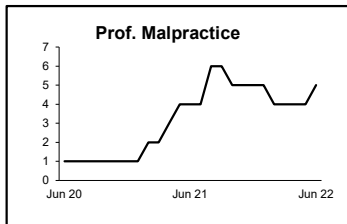
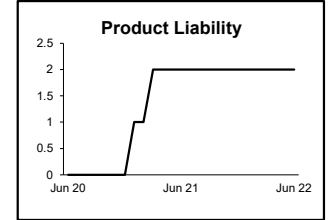
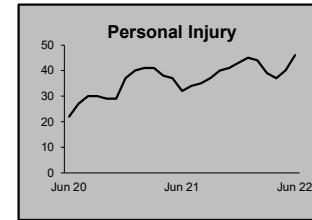
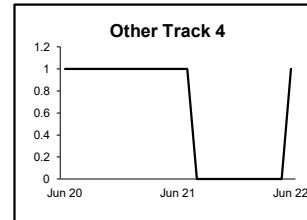
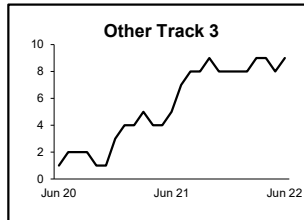
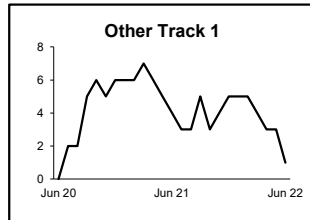
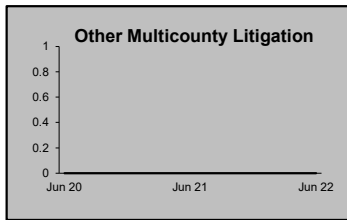
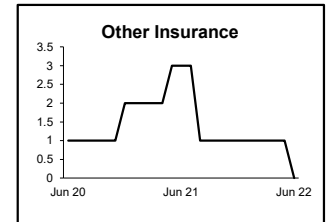
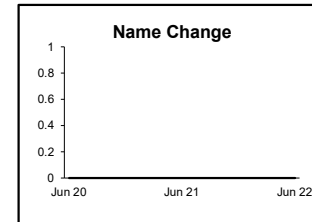
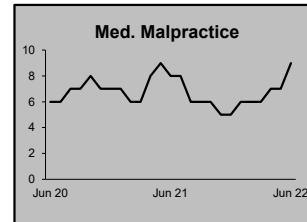
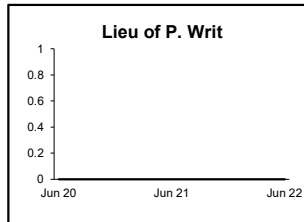
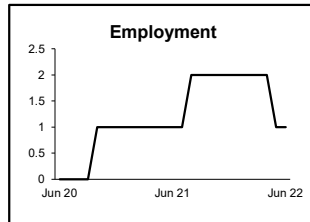
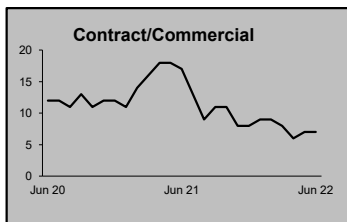
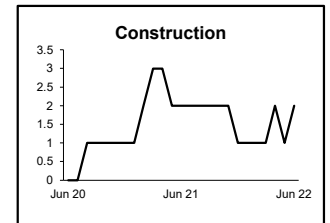
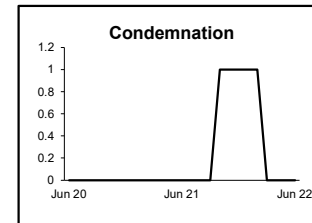
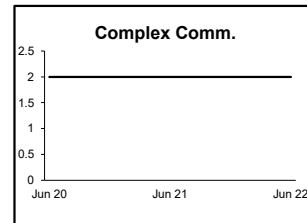
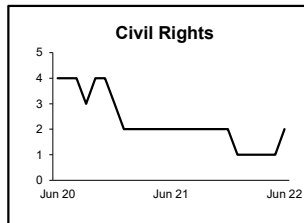
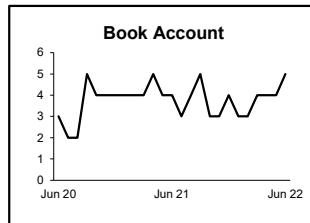
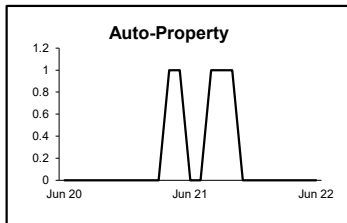
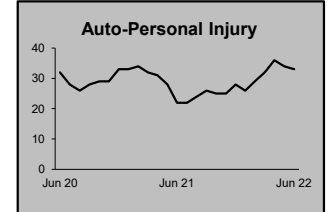
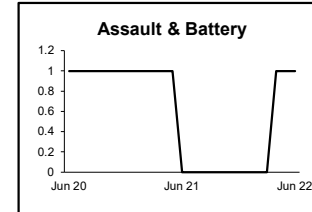
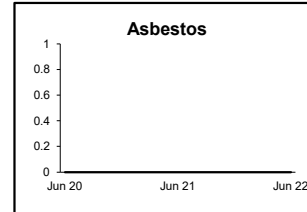
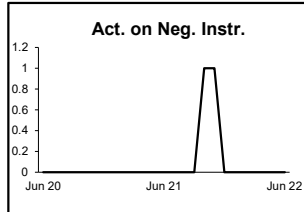
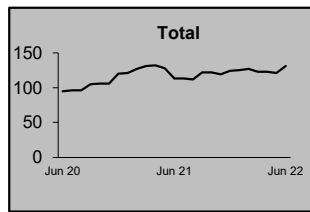
Monthly Resolutions



NOTE: Some Multicounty Litigation (MCL) cases were transferred in November 2014: Atlantic to Bergen = 8,935; Atlantic to Middlesex = 4,070.

**CIVIL BACKLOG BY CASETYPE
JUNE 2022
SUSSEX**

| | Total | Backlog | % chg |
|--------|--------------|----------------|--------------|
| Jun 20 | | 95 | |
| Jun 21 | | 113 | 19% |
| Jun 22 | | 131 | 16% |



- 1) Casetypes with the state's largest backlogs are highlighted.
- 2) Some Multicounty Litigation (MCL) cases were transferred in November 2014: Atlantic to Bergen = 8,935; Atlantic to Middlesex = 4,070.

CIVIL CASELOAD SUMMARY BY CASETYPE
JULY 2021 - JUNE 2022
UNION

| | Filings | | | Resolutions | | | Clearance | | Backlog | | | Backlog Percent | | Backlog Per 100 Monthly Filings | | Active Pending | | |
|-----------------|----------------------|----------------------|----------------|----------------------|----------------------|----------------|---------------------|-------------|--------------|--------------|----------------|-----------------|------------|---------------------------------|------------|----------------|--------------|----------------|
| | Jul 2020 to Jun 2021 | Jul 2021 to Jun 2022 | percent change | Jul 2020 to Jun 2021 | Jul 2021 to Jun 2022 | percent change | Jul 2021 - Jun 2022 | | Jun 2021 | Jun 2022 | percent change | Jun 2021 | Jun 2022 | Jun 2021 | Jun 2022 | Jun 2021 | Jun 2022 | percent change |
| | | | | | | | number | percent | | | | | | | | | | |
| Act on Neg Inst | 5 | 4 | -20% | 9 | 2 | -78% | -2 | 50% | 0 | 2 | | 0% | 67% | 0 | 600 | 2 | 3 | 50% |
| Asbestos | 0 | 0 | 0% | 0 | 0 | 0% | 0 | 100% | 0 | 0 | 0% | 0% | 0% | 0 | 0 | 0 | 0 | 0% |
| Assault & Bat | 4 | 14 | 250% | 5 | 7 | 40% | -7 | 50% | 3 | 2 | -33% | 43% | 13% | 900 | 171 | 7 | 15 | 114% |
| Auto - Pers Inj | 2,109 | 1,847 | -12% | 2,074 | 2,242 | 8% | 395 | 121% | 809 | 708 | -12% | 28% | 28% | 460 | 460 | 2,935 | 2,537 | -14% |
| Auto - Property | 77 | 87 | 13% | 82 | 74 | -10% | -13 | 85% | 7 | 11 | 57% | 11% | 14% | 109 | 152 | 65 | 76 | 17% |
| Book Account | 550 | 453 | -18% | 490 | 521 | 6% | 68 | 115% | 48 | 62 | 29% | 14% | 24% | 105 | 164 | 332 | 261 | -21% |
| Civil Rights | 17 | 22 | 29% | 21 | 15 | -29% | -7 | 68% | 5 | 6 | 20% | 24% | 22% | 353 | 327 | 21 | 27 | 29% |
| Complex Comm | 17 | 22 | 29% | 10 | 16 | 60% | -6 | 73% | 8 | 9 | 13% | 28% | 47% | 565 | 491 | 29 | 19 | -34% |
| Condemnation | 1 | 8 | 700% | 4 | 1 | -75% | -7 | 13% | 0 | 2 | | 0% | 22% | 0 | 300 | 2 | 9 | 350% |
| Construction | 32 | 23 | -28% | 23 | 28 | 22% | 5 | 122% | 10 | 12 | 20% | 24% | 34% | 375 | 626 | 41 | 35 | -15% |
| Contract/Comm | 507 | 469 | -7% | 505 | 457 | -10% | -12 | 97% | 78 | 85 | 9% | 19% | 20% | 185 | 217 | 407 | 430 | 6% |
| Employment | 18 | 15 | -17% | 21 | 13 | -38% | -2 | 87% | 4 | 3 | -25% | 31% | 19% | 267 | 240 | 13 | 16 | 23% |
| Lieu of P. Writ | 15 | 12 | -20% | 17 | 12 | -29% | 0 | 100% | 4 | 3 | -25% | 18% | 14% | 320 | 300 | 22 | 22 | 0% |
| Medical Malprac | 50 | 49 | -2% | 42 | 46 | 10% | -3 | 94% | 48 | 51 | 6% | 38% | 40% | 1,152 | 1,249 | 125 | 129 | 3% |
| Name Change | 117 | 138 | 18% | 99 | 124 | 25% | -14 | 90% | 0 | 1 | | 0% | 2% | 0 | 9 | 34 | 48 | 41% |
| Other Insurance | 44 | 19 | -57% | 39 | 34 | -13% | 15 | 179% | 8 | 11 | 38% | 22% | 55% | 218 | 695 | 36 | 20 | -44% |
| Other MCL | 2 | 0 | -100% | 1 | 0 | -100% | 0 | 100% | 0 | 0 | 0% | 0% | 0% | 0 | 0 | 1 | 0 | -100% |
| Other Track 1 | 208 | 209 | 0% | 188 | 208 | 11% | -1 | 100% | 38 | 34 | -11% | 27% | 24% | 219 | 195 | 142 | 144 | 1% |
| Other Track 3 | 137 | 102 | -26% | 102 | 131 | 28% | 29 | 128% | 41 | 50 | 22% | 20% | 28% | 359 | 588 | 207 | 178 | -14% |
| Other Track 4 | 18 | 9 | -50% | 16 | 19 | 19% | 10 | 211% | 15 | 15 | 0% | 42% | 56% | 1,000 | 2,000 | 36 | 27 | -25% |
| Personal Injury | 630 | 589 | -7% | 605 | 673 | 11% | 84 | 114% | 264 | 231 | -13% | 28% | 27% | 503 | 471 | 944 | 854 | -10% |
| Prod Liability | 20 | 8 | -60% | 17 | 19 | 12% | 11 | 238% | 4 | 7 | 75% | 16% | 50% | 240 | 1,050 | 25 | 14 | -44% |
| Prof Malpractic | 22 | 29 | 32% | 29 | 43 | 48% | 14 | 148% | 25 | 24 | -4% | 40% | 44% | 1,364 | 993 | 63 | 54 | -14% |
| PIP Coverage | 18 | 19 | 6% | 17 | 19 | 12% | 0 | 100% | 1 | 2 | 100% | 11% | 22% | 67 | 126 | 9 | 9 | 0% |
| Real Property | 17 | 13 | -24% | 15 | 17 | 13% | 4 | 131% | 3 | 2 | -33% | 25% | 25% | 212 | 185 | 12 | 8 | -33% |
| Tort Other | 103 | 96 | -7% | 91 | 102 | 12% | 6 | 106% | 20 | 28 | 40% | 18% | 27% | 233 | 350 | 110 | 105 | -5% |
| Toxic Tort | 0 | 1 | | 0 | 0 | 0% | -1 | 0% | 0 | 0 | 0% | 0% | 0% | 0 | 0 | 0 | 1 | |
| UM/UIM Bod Inj | 119 | 96 | -19% | 115 | 117 | 2% | 21 | 122% | 40 | 47 | 18% | 25% | 35% | 403 | 588 | 158 | 136 | -14% |
| Total | 4,857 | 4,353 | -10% | 4,637 | 4,940 | 7% | 587 | 113% | 1,483 | 1,408 | -5% | 26% | 27% | 366 | 388 | 5,778 | 5,177 | -10% |

NOTE: Some Multicounty Litigation (MCL) cases were transferred in November 2014: Atlantic to Bergen = 8,935; Atlantic to Middlesex = 4,070.

CIVIL BACKLOG SUMMARY BY CASETYPE

June 2022

UNION

| | Cases in Backlog | | | | | | | | | | | | | | | |
|-----------------|------------------|-----------------|-----------------|----------------|---------------|-----------------|-----------------|----------------|---------------|-----------------|----------------|---------------|-----------------|----------------|---------------|---------------|
| | Track 1 | | | | | Track 2 | | | | Track 3 | | | Track 4 | | | Total Backlog |
| | 12 to 18 months | 18 to 24 months | 24 to 36 months | over 36 months | Total Track 1 | 18 to 24 months | 24 to 36 months | over 36 months | Total Track 2 | 24 to 36 months | over 36 months | Total Track 3 | 24 to 36 months | over 36 months | Total Track 4 | |
| Act on Neg Inst | 1 | 1 | 0 | 0 | 2 | 0 | 0 | 0 | 0 | 0 | 0 | 0 | 0 | 0 | 0 | 2 |
| Asbestos | 0 | 0 | 0 | 0 | 0 | 0 | 0 | 0 | 0 | 0 | 0 | 0 | 0 | 0 | 0 | 0 |
| Assault & Bat | 0 | 0 | 0 | 0 | 0 | 0 | 0 | 0 | 0 | 0 | 2 | 2 | 0 | 0 | 0 | 2 |
| Auto - Pers Inj | 0 | 0 | 0 | 0 | 0 | 326 | 252 | 130 | 708 | 0 | 0 | 0 | 0 | 0 | 0 | 708 |
| Auto - Property | 0 | 0 | 0 | 0 | 0 | 5 | 3 | 3 | 11 | 0 | 0 | 0 | 0 | 0 | 0 | 11 |
| Book Account | 25 | 15 | 16 | 6 | 62 | 0 | 0 | 0 | 0 | 0 | 0 | 0 | 0 | 0 | 0 | 62 |
| Civil Rights | 0 | 0 | 0 | 0 | 0 | 0 | 0 | 0 | 0 | 3 | 3 | 6 | 0 | 0 | 0 | 6 |
| Complex Comm | 0 | 0 | 0 | 0 | 0 | 0 | 0 | 0 | 0 | 0 | 0 | 0 | 5 | 4 | 9 | 9 |
| Condemnation | 0 | 0 | 0 | 0 | 0 | 0 | 0 | 0 | 0 | 2 | 0 | 2 | 0 | 0 | 0 | 2 |
| Construction | 0 | 0 | 0 | 0 | 0 | 4 | 7 | 1 | 12 | 0 | 0 | 0 | 0 | 0 | 0 | 12 |
| Contract/Comm | 0 | 0 | 0 | 0 | 0 | 28 | 34 | 23 | 85 | 0 | 0 | 0 | 0 | 0 | 0 | 85 |
| Employment | 0 | 0 | 0 | 0 | 0 | 2 | 1 | 0 | 3 | 0 | 0 | 0 | 0 | 0 | 0 | 3 |
| Lieu of P. Writ | 0 | 0 | 0 | 0 | 0 | 0 | 0 | 0 | 0 | 0 | 0 | 0 | 3 | 0 | 3 | 3 |
| Medical Malprac | 0 | 0 | 0 | 0 | 0 | 0 | 0 | 0 | 0 | 26 | 25 | 51 | 0 | 0 | 0 | 51 |
| Name Change | 1 | 0 | 0 | 0 | 1 | 0 | 0 | 0 | 0 | 0 | 0 | 0 | 0 | 0 | 0 | 1 |
| Other Insurance | 5 | 2 | 2 | 2 | 11 | 0 | 0 | 0 | 0 | 0 | 0 | 0 | 0 | 0 | 0 | 11 |
| Other MCL | 0 | 0 | 0 | 0 | 0 | 0 | 0 | 0 | 0 | 0 | 0 | 0 | 0 | 0 | 0 | 0 |
| Other Track 1 | 20 | 7 | 2 | 4 | 33 | 0 | 0 | 0 | 0 | 1 | 0 | 1 | 0 | 0 | 0 | 34 |
| Other Track 3 | 0 | 0 | 0 | 0 | 0 | 0 | 0 | 0 | 0 | 30 | 20 | 50 | 0 | 0 | 0 | 50 |
| Other Track 4 | 0 | 0 | 0 | 0 | 0 | 0 | 0 | 0 | 0 | 0 | 0 | 0 | 6 | 9 | 15 | 15 |
| Personal Injury | 0 | 0 | 0 | 0 | 0 | 104 | 86 | 41 | 231 | 0 | 0 | 0 | 0 | 0 | 0 | 231 |
| Prod Liability | 0 | 0 | 0 | 0 | 0 | 0 | 0 | 0 | 0 | 5 | 2 | 7 | 0 | 0 | 0 | 7 |
| Prof Malpractic | 0 | 0 | 0 | 0 | 0 | 0 | 0 | 0 | 0 | 17 | 7 | 24 | 0 | 0 | 0 | 24 |
| PIP Coverage | 2 | 0 | 0 | 0 | 2 | 0 | 0 | 0 | 0 | 0 | 0 | 0 | 0 | 0 | 0 | 2 |
| Real Property | 1 | 1 | 0 | 0 | 2 | 0 | 0 | 0 | 0 | 0 | 0 | 0 | 0 | 0 | 0 | 2 |
| Tort Other | 0 | 0 | 0 | 0 | 0 | 11 | 12 | 5 | 28 | 0 | 0 | 0 | 0 | 0 | 0 | 28 |
| Toxic Tort | 0 | 0 | 0 | 0 | 0 | 0 | 0 | 0 | 0 | 0 | 0 | 0 | 0 | 0 | 0 | 0 |
| UM/UIM Bod Inj | 0 | 0 | 0 | 0 | 0 | 23 | 17 | 7 | 47 | 0 | 0 | 0 | 0 | 0 | 0 | 47 |
| Total | 55 | 26 | 20 | 12 | 113 | 503 | 412 | 210 | 1,125 | 84 | 59 | 143 | 14 | 13 | 27 | 1,408 |

NOTE: Some Multicounty Litigation (MCL) cases were transferred in November 2014: Atlantic to Bergen = 8,935; Atlantic to Middlesex = 4,070.

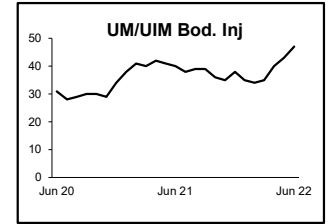
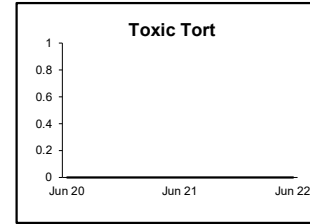
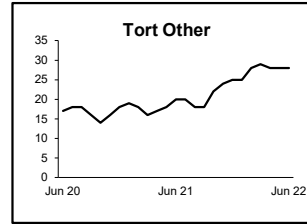
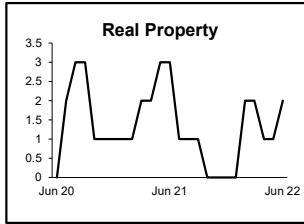
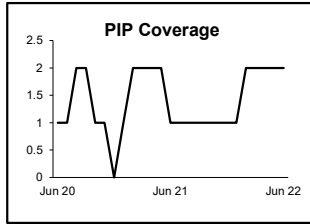
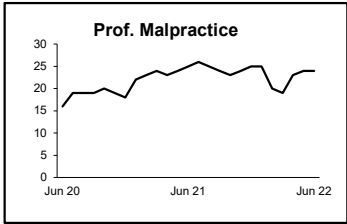
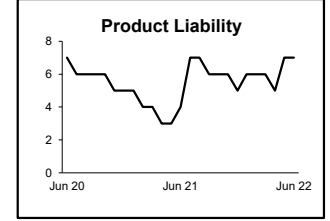
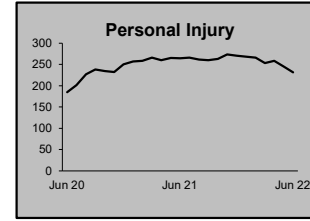
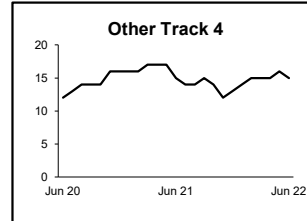
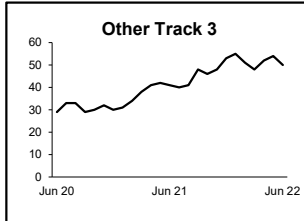
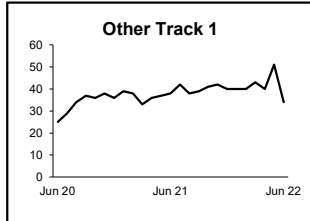
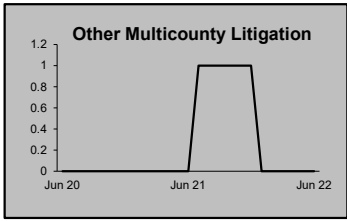
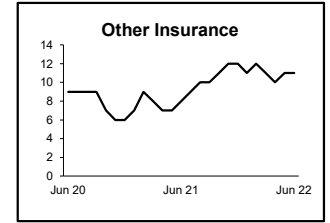
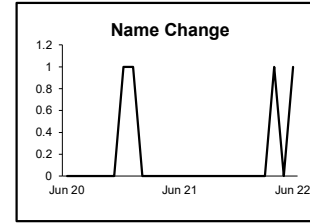
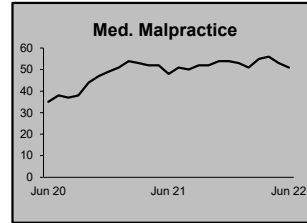
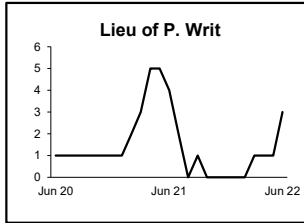
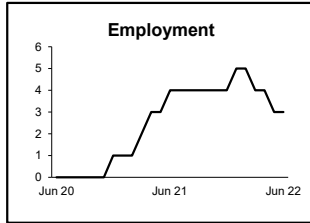
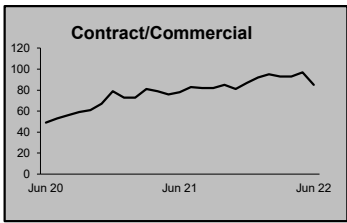
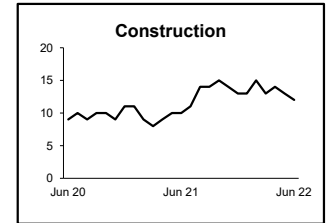
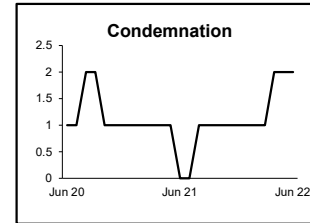
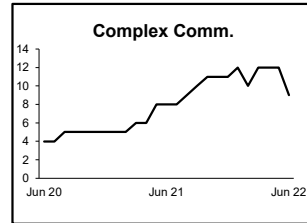
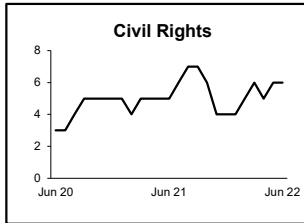
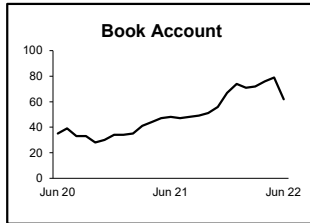
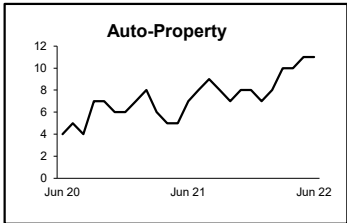
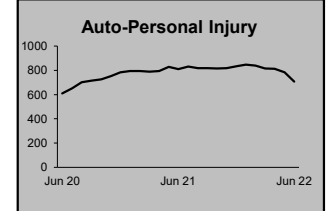
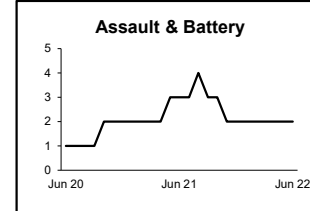
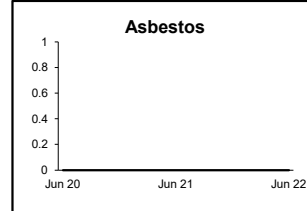
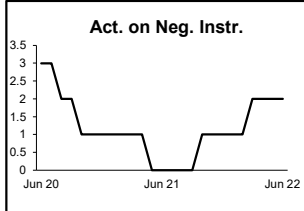
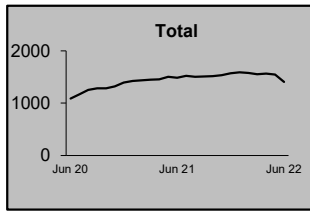
CIVIL RESOLUTION SUMMARY BY CASETYPE
JULY 2021 - JUNE 2022
UNION

| | Trial | | | Summary | | | | | Total | Percent resolved by | | | | | | Monthly Resolutions |
|-----------------|-----------|----------|-----------|-----------|--------------|------------------|--------------|------------|--------------|---------------------|-----------|------------|-----------|------------|-----------|---------------------|
| | Jury | Nonjury | Total | Judgment | Settlement | Default Judgment | Dismiss | Other | | Trial | Sum Jud | Settle | Default J | Dismiss | Other | |
| Act on Neg Inst | 0 | 0 | 0 | 0 | 0 | 0 | 2 | 0 | 2 | 0% | 0% | 0% | 0% | 100% | 0% | |
| Asbestos | 0 | 0 | 0 | 0 | 0 | 0 | 0 | 0 | 0 | 0% | 0% | 0% | 0% | 0% | 0% | |
| Assault & Bat | 0 | 0 | 0 | 1 | 0 | 0 | 4 | 2 | 7 | 0% | 14% | 0% | 0% | 57% | 29% | |
| Auto - Pers Inj | 16 | 0 | 16 | 18 | 828 | 14 | 1,299 | 67 | 2,242 | 1% | 1% | 37% | 1% | 58% | 3% | |
| Auto - Property | 0 | 0 | 0 | 2 | 14 | 19 | 39 | 0 | 74 | 0% | 3% | 19% | 26% | 53% | 0% | |
| Book Account | 0 | 1 | 1 | 17 | 77 | 199 | 225 | 2 | 521 | 0% | 3% | 15% | 38% | 43% | 0% | |
| Civil Rights | 1 | 0 | 1 | 0 | 3 | 0 | 9 | 2 | 15 | 7% | 0% | 20% | 0% | 60% | 13% | |
| Complex Commer | 0 | 0 | 0 | 1 | 0 | 1 | 12 | 2 | 16 | 0% | 6% | 0% | 6% | 75% | 13% | |
| Condemnation | 0 | 0 | 0 | 0 | 0 | 0 | 0 | 1 | 1 | 0% | 0% | 0% | 0% | 0% | 100% | |
| Construction | 0 | 0 | 0 | 1 | 11 | 5 | 10 | 1 | 28 | 0% | 4% | 39% | 18% | 36% | 4% | |
| Contract/Commer | 0 | 2 | 2 | 25 | 83 | 80 | 258 | 9 | 457 | 0% | 5% | 18% | 18% | 56% | 2% | |
| Employment | 0 | 0 | 0 | 1 | 5 | 0 | 6 | 1 | 13 | 0% | 8% | 38% | 0% | 46% | 8% | |
| Lieu of P. Writ | 0 | 0 | 0 | 0 | 0 | 0 | 10 | 2 | 12 | 0% | 0% | 0% | 0% | 83% | 17% | |
| Medical Malprac | 1 | 0 | 1 | 0 | 20 | 0 | 22 | 3 | 46 | 2% | 0% | 43% | 0% | 48% | 7% | |
| Name Change | 0 | 0 | 0 | 0 | 0 | 0 | 11 | 113 | 124 | 0% | 0% | 0% | 0% | 9% | 91% | |
| Other Insurance | 0 | 0 | 0 | 1 | 4 | 1 | 26 | 2 | 34 | 0% | 3% | 12% | 3% | 76% | 6% | |
| Other MCL | 0 | 0 | 0 | 0 | 0 | 0 | 0 | 0 | 0 | 0% | 0% | 0% | 0% | 0% | 0% | |
| Other Track 1 | 0 | 0 | 0 | 8 | 40 | 13 | 110 | 37 | 208 | 0% | 4% | 19% | 6% | 53% | 18% | |
| Other Track 3 | 1 | 0 | 1 | 1 | 42 | 0 | 75 | 12 | 131 | 1% | 1% | 32% | 0% | 57% | 9% | |
| Other Track 4 | 0 | 0 | 0 | 0 | 6 | 5 | 8 | 0 | 19 | 0% | 0% | 32% | 26% | 42% | 0% | |
| Personal Injury | 5 | 0 | 5 | 9 | 280 | 4 | 348 | 27 | 673 | 1% | 1% | 42% | 1% | 52% | 4% | |
| Prod Liability | 0 | 0 | 0 | 0 | 2 | 0 | 5 | 12 | 19 | 0% | 0% | 11% | 0% | 26% | 63% | |
| Prof Malpractic | 0 | 0 | 0 | 1 | 18 | 0 | 24 | 0 | 43 | 0% | 2% | 42% | 0% | 56% | 0% | |
| PIP Coverage | 0 | 0 | 0 | 0 | 1 | 1 | 15 | 2 | 19 | 0% | 0% | 5% | 5% | 79% | 11% | |
| Real Property | 0 | 0 | 0 | 0 | 5 | 0 | 11 | 1 | 17 | 0% | 0% | 29% | 0% | 65% | 6% | |
| Tort Other | 0 | 0 | 0 | 1 | 28 | 7 | 64 | 2 | 102 | 0% | 1% | 27% | 7% | 63% | 2% | |
| Toxic Tort | 0 | 0 | 0 | 0 | 0 | 0 | 0 | 0 | 0 | 0% | 0% | 0% | 0% | 0% | 0% | |
| UM/UM Bod Inj | 1 | 0 | 1 | 1 | 36 | 3 | 74 | 2 | 117 | 1% | 1% | 31% | 3% | 63% | 2% | |
| Total | 25 | 3 | 28 | 88 | 1,503 | 352 | 2,667 | 302 | 4,940 | 1% | 2% | 30% | 7% | 54% | 6% | |

NOTE: Some Multicounty Litigation (MCL) cases were transferred in November 2014: Atlantic to Bergen = 8,935; Atlantic to Middlesex = 4,070.

**CIVIL BACKLOG BY CASETYPE
JUNE 2022
UNION**

| | Total | Backlog | % chg |
|--------|--------------|----------------|--------------|
| Jun 20 | | 1,088 | |
| Jun 21 | | 1,483 | 36% |
| Jun 22 | | 1,408 | -5% |



- 1) Casetypes with the state's largest backlogs are highlighted.
- 2) Some Multicounty Litigation (MCL) cases were transferred in November 2014: Atlantic to Bergen = 8,935; Atlantic to Middlesex = 4,070.

CIVIL CASELOAD SUMMARY BY CASETYPE
JULY 2021 - JUNE 2022
WARREN

| | Filings | | | Resolutions | | | Clearance | | Backlog | | | Backlog Percent | | Backlog Per 100 Monthly Filings | | Active Pending | | |
|-----------------|----------------------|----------------------|----------------|----------------------|----------------------|----------------|---------------------|-------------|-----------|-----------|----------------|-----------------|------------|---------------------------------|------------|----------------|------------|----------------|
| | Jul 2020 to Jun 2021 | Jul 2021 to Jun 2022 | percent change | Jul 2020 to Jun 2021 | Jul 2021 to Jun 2022 | percent change | Jul 2021 - Jun 2022 | | Jun 2021 | Jun 2022 | percent change | Jun 2021 | Jun 2022 | Jun 2021 | Jun 2022 | Jun 2021 | Jun 2022 | percent change |
| | | | | | | | number | percent | | | | | | | | | | |
| Act on Neg Inst | 1 | 0 | -100% | 0 | 0 | 0% | 0 | 100% | 0 | 0 | 0% | 0% | 0% | 0 | 0 | 0 | 0 | 0% |
| Asbestos | 0 | 0 | 0% | 0 | 0 | 0% | 0 | 100% | 0 | 0 | 0% | 0% | 0% | 0 | 0 | 0 | 0 | 0% |
| Assault & Bat | 0 | 8 | | 3 | 1 | -67% | -7 | 13% | 3 | 2 | -33% | 100% | 20% | | 300 | 3 | 10 | 233% |
| Auto - Pers Inj | 81 | 55 | -32% | 79 | 68 | -14% | 13 | 124% | 16 | 23 | 44% | 17% | 28% | 237 | 502 | 94 | 82 | -13% |
| Auto - Property | 5 | 4 | -20% | 9 | 3 | -67% | -1 | 75% | 0 | 0 | 0% | 0% | 0% | 0 | 0 | 1 | 3 | 200% |
| Book Account | 108 | 74 | -31% | 76 | 102 | 34% | 28 | 138% | 0 | 1 | | 0% | 3% | 0 | 16 | 61 | 31 | -49% |
| Civil Rights | 0 | 3 | | 2 | 3 | 50% | 0 | 100% | 1 | 0 | -100% | 50% | 0% | | 0 | 2 | 2 | 0% |
| Complex Comm | 0 | 0 | 0% | 2 | 1 | -50% | 1 | 100% | 1 | 1 | 0% | 100% | 50% | | | 1 | 2 | 100% |
| Condemnation | 0 | 0 | 0% | 0 | 0 | 0% | 0 | 100% | 0 | 0 | 0% | 0% | 0% | 0 | 0 | 0 | 0 | 0% |
| Construction | 3 | 3 | 0% | 1 | 4 | 300% | 1 | 133% | 0 | 0 | 0% | 0% | 0% | 0 | 0 | 3 | 2 | -33% |
| Contract/Comm | 75 | 60 | -20% | 82 | 69 | -16% | 9 | 115% | 4 | 7 | 75% | 7% | 16% | 64 | 140 | 54 | 45 | -17% |
| Employment | 0 | 2 | | 0 | 2 | | 0 | 100% | 0 | 0 | 0% | 0% | 0% | 0 | 0 | 0 | 0 | 0% |
| Lieu of P. Writ | 11 | 2 | -82% | 5 | 5 | 0% | 3 | 250% | 0 | 0 | 0% | 0% | 0% | 0 | 0 | 9 | 6 | -33% |
| Medical Malprac | 9 | 9 | 0% | 4 | 6 | 50% | -3 | 67% | 9 | 11 | 22% | 39% | 42% | 1,200 | 1,467 | 23 | 26 | 13% |
| Name Change | 27 | 26 | -4% | 28 | 26 | -7% | 0 | 100% | 0 | 0 | 0% | 0% | 0% | 0 | 0 | 2 | 2 | 0% |
| Other Insurance | 2 | 2 | 0% | 2 | 3 | 50% | 1 | 150% | 0 | 0 | 0% | 0% | 0% | 0 | 0 | 2 | 0 | -100% |
| Other MCL | 0 | 0 | 0% | 0 | 0 | 0% | 0 | 100% | 0 | 0 | 0% | 0% | 0% | 0 | 0 | 0 | 0 | 0% |
| Other Track 1 | 34 | 43 | 26% | 29 | 37 | 28% | -6 | 86% | 0 | 2 | | 0% | 10% | 0 | 56 | 15 | 21 | 40% |
| Other Track 3 | 9 | 16 | 78% | 5 | 12 | 140% | -4 | 75% | 1 | 4 | 300% | 7% | 21% | 133 | 300 | 15 | 19 | 27% |
| Other Track 4 | 1 | 0 | -100% | 1 | 1 | 0% | 1 | 100% | 1 | 1 | 0% | 33% | 50% | 1,200 | | 3 | 2 | -33% |
| Personal Injury | 65 | 54 | -17% | 44 | 55 | 25% | 1 | 102% | 22 | 24 | 9% | 25% | 28% | 406 | 533 | 88 | 86 | -2% |
| Prod Liability | 0 | 2 | | 1 | 1 | 0% | -1 | 50% | 1 | 2 | 100% | 50% | 50% | | 1,200 | 2 | 4 | 100% |
| Prof Malpractic | 2 | 0 | -100% | 3 | 0 | -100% | 0 | 100% | 0 | 0 | 0% | 0% | 0% | 0 | 0 | 3 | 3 | 0% |
| PIP Coverage | 3 | 0 | -100% | 1 | 0 | -100% | 0 | 100% | 0 | 1 | | 0% | 100% | 0 | | 2 | 1 | -50% |
| Real Property | 6 | 5 | -17% | 5 | 5 | 0% | 0 | 100% | 0 | 1 | | 0% | 25% | 0 | 240 | 4 | 4 | 0% |
| Tort Other | 12 | 13 | 8% | 13 | 9 | -31% | -4 | 69% | 1 | 3 | 200% | 10% | 21% | 100 | 277 | 10 | 14 | 40% |
| Toxic Tort | 1 | 0 | -100% | 0 | 0 | 0% | 0 | 100% | 0 | 0 | 0% | 0% | 0% | 0 | 0 | 1 | 1 | 0% |
| UM/UIM Bod Inj | 5 | 1 | -80% | 2 | 3 | 50% | 2 | 300% | 0 | 0 | 0% | 0% | 0% | 0 | 0 | 5 | 3 | -40% |
| Total | 460 | 382 | -17% | 397 | 416 | 5% | 34 | 109% | 60 | 83 | 38% | 15% | 22% | 157 | 261 | 403 | 369 | -8% |

NOTE: Some Multicounty Litigation (MCL) cases were transferred in November 2014: Atlantic to Bergen = 8,935; Atlantic to Middlesex = 4,070.

CIVIL BACKLOG SUMMARY BY CASETYPE

June 2022

WARREN

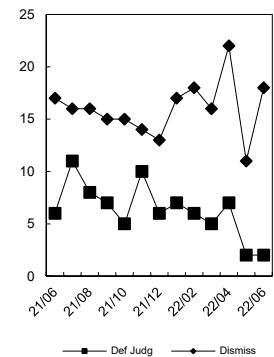
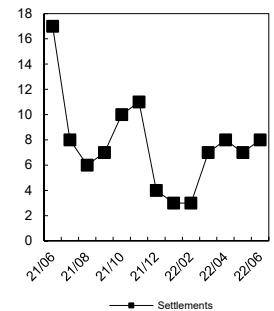
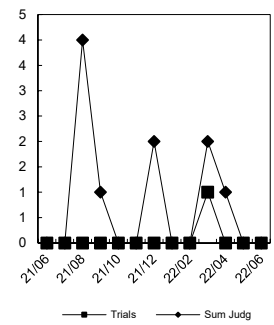
| | Cases in Backlog | | | | | | | | | | | | | | | |
|-----------------|-------------------------|-----------------|-----------------|----------------|---------------|-----------------|-----------------|----------------|---------------|-----------------|----------------|---------------|-----------------|----------------|---------------|---------------|
| | Track 1 | | | | | Track 2 | | | | Track 3 | | | Track 4 | | | Total Backlog |
| | 12 to 18 months | 18 to 24 months | 24 to 36 months | over 36 months | Total Track 1 | 18 to 24 months | 24 to 36 months | over 36 months | Total Track 2 | 24 to 36 months | over 36 months | Total Track 3 | 24 to 36 months | over 36 months | Total Track 4 | |
| Act on Neg Inst | 0 | 0 | 0 | 0 | 0 | 0 | 0 | 0 | 0 | 0 | 0 | 0 | 0 | 0 | 0 | 0 |
| Asbestos | 0 | 0 | 0 | 0 | 0 | 0 | 0 | 0 | 0 | 0 | 0 | 0 | 0 | 0 | 0 | 0 |
| Assault & Bat | 0 | 0 | 0 | 0 | 0 | 0 | 0 | 0 | 0 | 0 | 2 | 2 | 0 | 0 | 0 | 2 |
| Auto - Pers Inj | 0 | 0 | 0 | 0 | 0 | 8 | 13 | 2 | 23 | 0 | 0 | 0 | 0 | 0 | 0 | 23 |
| Auto - Property | 0 | 0 | 0 | 0 | 0 | 0 | 0 | 0 | 0 | 0 | 0 | 0 | 0 | 0 | 0 | 0 |
| Book Account | 1 | 0 | 0 | 0 | 1 | 0 | 0 | 0 | 0 | 0 | 0 | 0 | 0 | 0 | 0 | 1 |
| Civil Rights | 0 | 0 | 0 | 0 | 0 | 0 | 0 | 0 | 0 | 0 | 0 | 0 | 0 | 0 | 0 | 0 |
| Complex Comm | 0 | 0 | 0 | 0 | 0 | 0 | 0 | 0 | 0 | 0 | 0 | 0 | 1 | 0 | 1 | 1 |
| Condemnation | 0 | 0 | 0 | 0 | 0 | 0 | 0 | 0 | 0 | 0 | 0 | 0 | 0 | 0 | 0 | 0 |
| Construction | 0 | 0 | 0 | 0 | 0 | 0 | 0 | 0 | 0 | 0 | 0 | 0 | 0 | 0 | 0 | 0 |
| Contract/Comm | 0 | 0 | 0 | 0 | 0 | 5 | 2 | 0 | 7 | 0 | 0 | 0 | 0 | 0 | 0 | 7 |
| Employment | 0 | 0 | 0 | 0 | 0 | 0 | 0 | 0 | 0 | 0 | 0 | 0 | 0 | 0 | 0 | 0 |
| Lieu of P. Writ | 0 | 0 | 0 | 0 | 0 | 0 | 0 | 0 | 0 | 0 | 0 | 0 | 0 | 0 | 0 | 0 |
| Medical Malprac | 0 | 0 | 0 | 0 | 0 | 0 | 0 | 0 | 0 | 6 | 5 | 11 | 0 | 0 | 0 | 11 |
| Name Change | 0 | 0 | 0 | 0 | 0 | 0 | 0 | 0 | 0 | 0 | 0 | 0 | 0 | 0 | 0 | 0 |
| Other Insurance | 0 | 0 | 0 | 0 | 0 | 0 | 0 | 0 | 0 | 0 | 0 | 0 | 0 | 0 | 0 | 0 |
| Other MCL | 0 | 0 | 0 | 0 | 0 | 0 | 0 | 0 | 0 | 0 | 0 | 0 | 0 | 0 | 0 | 0 |
| Other Track 1 | 2 | 0 | 0 | 0 | 2 | 0 | 0 | 0 | 0 | 0 | 0 | 0 | 0 | 0 | 0 | 2 |
| Other Track 3 | 0 | 0 | 0 | 0 | 0 | 0 | 0 | 0 | 0 | 3 | 1 | 4 | 0 | 0 | 0 | 4 |
| Other Track 4 | 0 | 0 | 0 | 0 | 0 | 0 | 0 | 0 | 0 | 0 | 0 | 0 | 0 | 1 | 1 | 1 |
| Personal Injury | 0 | 0 | 0 | 0 | 0 | 17 | 5 | 2 | 24 | 0 | 0 | 0 | 0 | 0 | 0 | 24 |
| Prod Liability | 0 | 0 | 0 | 0 | 0 | 0 | 0 | 0 | 0 | 1 | 1 | 2 | 0 | 0 | 0 | 2 |
| Prof Malpractic | 0 | 0 | 0 | 0 | 0 | 0 | 0 | 0 | 0 | 0 | 0 | 0 | 0 | 0 | 0 | 0 |
| PIP Coverage | 1 | 0 | 0 | 0 | 1 | 0 | 0 | 0 | 0 | 0 | 0 | 0 | 0 | 0 | 0 | 1 |
| Real Property | 1 | 0 | 0 | 0 | 1 | 0 | 0 | 0 | 0 | 0 | 0 | 0 | 0 | 0 | 0 | 1 |
| Tort Other | 0 | 0 | 0 | 0 | 0 | 1 | 2 | 0 | 3 | 0 | 0 | 0 | 0 | 0 | 0 | 3 |
| Toxic Tort | 0 | 0 | 0 | 0 | 0 | 0 | 0 | 0 | 0 | 0 | 0 | 0 | 0 | 0 | 0 | 0 |
| UM/UIM Bod Inj | 0 | 0 | 0 | 0 | 0 | 0 | 0 | 0 | 0 | 0 | 0 | 0 | 0 | 0 | 0 | 0 |
| Total | 5 | 0 | 0 | 0 | 5 | 31 | 22 | 4 | 57 | 10 | 9 | 19 | 1 | 1 | 2 | 83 |

NOTE: Some Multicounty Litigation (MCL) cases were transferred in November 2014: Atlantic to Bergen = 8,935; Atlantic to Middlesex = 4,070.

CIVIL RESOLUTION SUMMARY BY CASETYPE
JULY 2021 - JUNE 2022
WARREN

| | Trial | | | Summary | | | | | Total | Percent resolved by | | | | | |
|-----------------|----------|----------|----------|-----------|------------|------------------|------------|-----------|------------|---------------------|-----------|------------|------------|------------|------------|
| | Jury | Nonjury | Total | Judgment | Settlement | Default Judgment | Dismiss | Other | | Trial | Sum Jud | Settle | Default J | Dismiss | Other |
| Act on Neg Inst | 0 | 0 | 0 | 0 | 0 | 0 | 0 | 0 | 0 | 0% | 0% | 0% | 0% | 0% | 0% |
| Asbestos | 0 | 0 | 0 | 0 | 0 | 0 | 0 | 0 | 0 | 0% | 0% | 0% | 0% | 0% | 0% |
| Assault & Bat | 0 | 0 | 0 | 0 | 1 | 0 | 0 | 0 | 1 | 0% | 0% | 100% | 0% | 0% | 0% |
| Auto - Pers Inj | 0 | 0 | 0 | 1 | 18 | 2 | 43 | 4 | 68 | 0% | 1% | 26% | 3% | 63% | 6% |
| Auto - Property | 0 | 0 | 0 | 0 | 2 | 1 | 0 | 0 | 3 | 0% | 0% | 67% | 33% | 0% | 0% |
| Book Account | 0 | 0 | 0 | 5 | 14 | 47 | 33 | 3 | 102 | 0% | 5% | 14% | 46% | 32% | 3% |
| Civil Rights | 0 | 0 | 0 | 0 | 2 | 0 | 0 | 1 | 3 | 0% | 0% | 67% | 0% | 0% | 33% |
| Complex Commer | 0 | 0 | 0 | 0 | 0 | 0 | 1 | 0 | 1 | 0% | 0% | 0% | 0% | 100% | 0% |
| Condemnation | 0 | 0 | 0 | 0 | 0 | 0 | 0 | 0 | 0 | 0% | 0% | 0% | 0% | 0% | 0% |
| Construction | 0 | 0 | 0 | 0 | 1 | 0 | 2 | 1 | 4 | 0% | 0% | 25% | 0% | 50% | 25% |
| Contract/Commer | 0 | 0 | 0 | 1 | 10 | 16 | 40 | 2 | 69 | 0% | 1% | 14% | 23% | 58% | 3% |
| Employment | 0 | 0 | 0 | 0 | 0 | 0 | 2 | 0 | 2 | 0% | 0% | 0% | 0% | 100% | 0% |
| Lieu of P. Writ | 0 | 1 | 1 | 1 | 0 | 0 | 3 | 0 | 5 | 20% | 20% | 0% | 0% | 60% | 0% |
| Medical Malprac | 0 | 0 | 0 | 0 | 2 | 0 | 4 | 0 | 6 | 0% | 0% | 33% | 0% | 67% | 0% |
| Name Change | 0 | 0 | 0 | 0 | 0 | 0 | 0 | 26 | 26 | 0% | 0% | 0% | 0% | 0% | 100% |
| Other Insurance | 0 | 0 | 0 | 0 | 0 | 0 | 1 | 2 | 3 | 0% | 0% | 0% | 0% | 33% | 67% |
| Other MCL | 0 | 0 | 0 | 0 | 0 | 0 | 0 | 0 | 0 | 0% | 0% | 0% | 0% | 0% | 0% |
| Other Track 1 | 0 | 0 | 0 | 1 | 5 | 7 | 14 | 10 | 37 | 0% | 3% | 14% | 19% | 38% | 27% |
| Other Track 3 | 0 | 0 | 0 | 0 | 3 | 0 | 7 | 2 | 12 | 0% | 0% | 25% | 0% | 58% | 17% |
| Other Track 4 | 0 | 0 | 0 | 0 | 0 | 0 | 1 | 0 | 1 | 0% | 0% | 0% | 0% | 100% | 0% |
| Personal Injury | 0 | 0 | 0 | 0 | 23 | 1 | 27 | 4 | 55 | 0% | 0% | 42% | 2% | 49% | 7% |
| Prod Liability | 0 | 0 | 0 | 0 | 0 | 0 | 1 | 0 | 1 | 0% | 0% | 0% | 0% | 100% | 0% |
| Prof Malpractic | 0 | 0 | 0 | 0 | 0 | 0 | 0 | 0 | 0 | 0% | 0% | 0% | 0% | 0% | 0% |
| PIP Coverage | 0 | 0 | 0 | 0 | 0 | 0 | 0 | 0 | 0 | 0% | 0% | 0% | 0% | 0% | 0% |
| Real Property | 0 | 0 | 0 | 1 | 0 | 1 | 2 | 1 | 5 | 0% | 20% | 0% | 20% | 40% | 20% |
| Tort Other | 0 | 0 | 0 | 0 | 1 | 1 | 7 | 0 | 9 | 0% | 0% | 11% | 11% | 78% | 0% |
| Toxic Tort | 0 | 0 | 0 | 0 | 0 | 0 | 0 | 0 | 0 | 0% | 0% | 0% | 0% | 0% | 0% |
| UM/UM Bod Inj | 0 | 0 | 0 | 0 | 0 | 0 | 3 | 0 | 3 | 0% | 0% | 0% | 0% | 100% | 0% |
| Total | 0 | 1 | 1 | 10 | 82 | 76 | 191 | 56 | 416 | 0% | 2% | 20% | 18% | 46% | 13% |


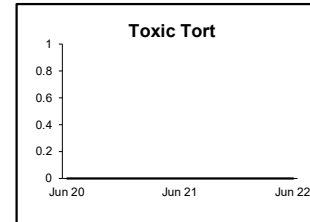
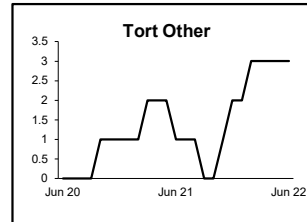
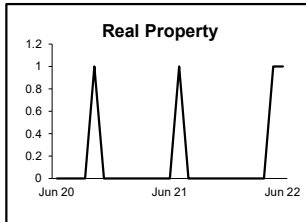
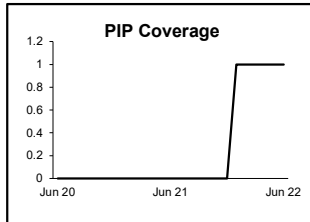
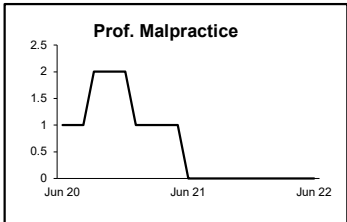
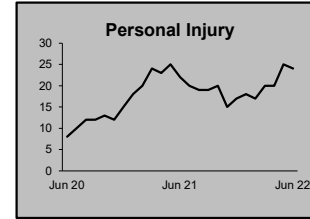
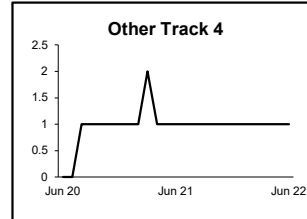
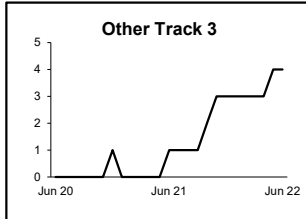
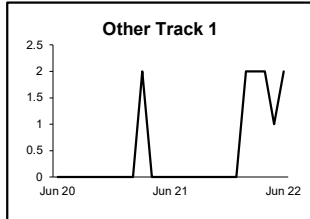
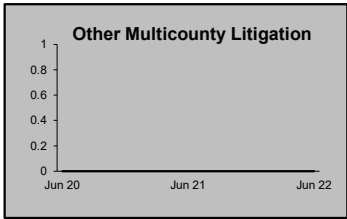
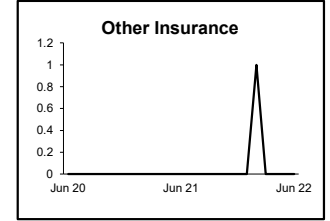
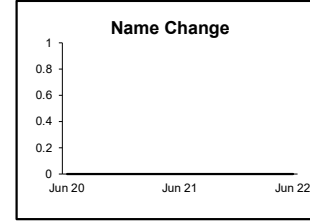
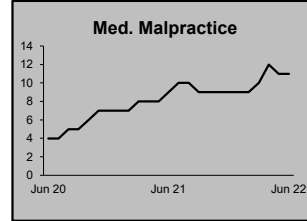
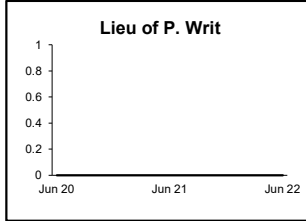
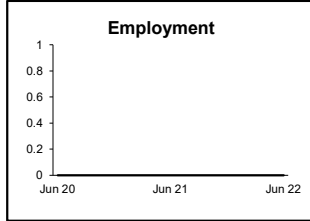
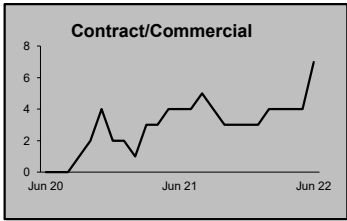
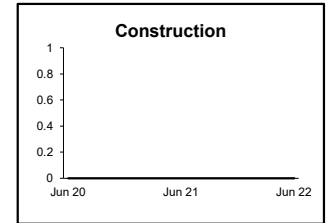
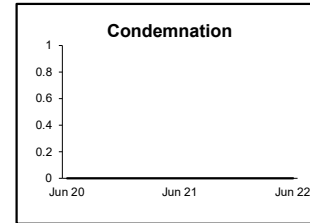
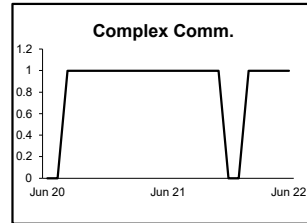
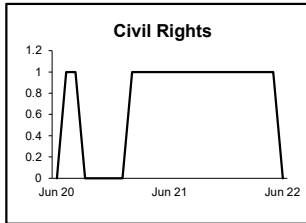
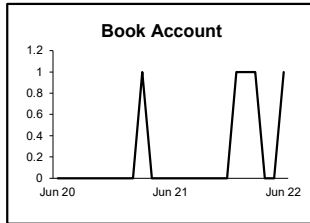

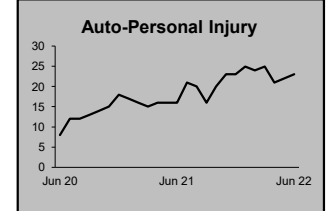
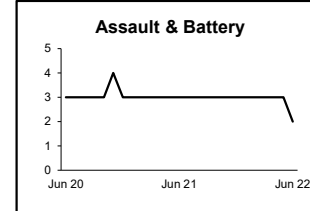
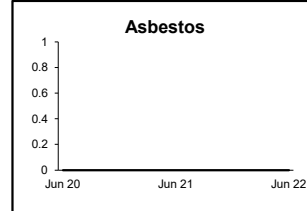

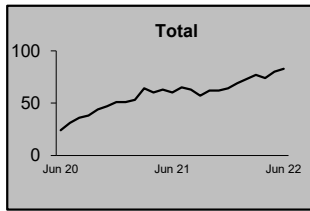
Monthly Resolutions



NOTE: Some Multicounty Litigation (MCL) cases were transferred in November 2014: Atlantic to Bergen = 8,935; Atlantic to Middlesex = 4,070.

**CIVIL BACKLOG BY CASETYPE
JUNE 2022
WARREN**

| | Total | |
|--------|----------------|--------------|
| | Backlog | % chg |
| Jun 20 | 24 | |
| Jun 21 | 60 | 150% |
| Jun 22 | 83 | 38% |



- 1) Casetypes with the state's largest backlogs are highlighted.
- 2) Some Multicounty Litigation (MCL) cases were transferred in November 2014: Atlantic to Bergen = 8,935; Atlantic to Middlesex = 4,070.

CIVIL CASELOAD SUMMARY BY CASETYPE
JULY 2021 - JUNE 2022
STATE

| | Filings | | | Resolutions | | | Clearance | | Backlog | | | Backlog Percent | | Backlog Per 100 Monthly Filings | | Active Pending | | |
|-----------------|----------------------|----------------------|----------------|----------------------|----------------------|----------------|---------------------|-------------|---------------|---------------|----------------|-----------------|------------|---------------------------------|--------------|----------------|---------------|----------------|
| | Jul 2020 to Jun 2021 | Jul 2021 to Jun 2022 | percent change | Jul 2020 to Jun 2021 | Jul 2021 to Jun 2022 | percent change | Jul 2021 - Jun 2022 | | Jun 2021 | Jun 2022 | percent change | Jun 2021 | Jun 2022 | Jun 2021 | Jun 2022 | Jun 2021 | Jun 2022 | percent change |
| | number | percent | number | percent | | | | | | | | | | | | | | |
| Act on Neg Inst | 178 | 117 | -34% | 205 | 143 | -30% | 26 | 122% | 17 | 19 | 12% | 15% | 23% | 115 | 195 | 114 | 83 | -27% |
| Asbestos | 181 | 118 | -35% | 115 | 71 | -38% | -47 | 60% | 453 | 540 | 19% | 60% | 67% | 3,003 | 5,492 | 760 | 809 | 6% |
| Assault & Bat | 289 | 597 | 107% | 177 | 332 | 88% | -265 | 56% | 67 | 143 | 113% | 13% | 17% | 278 | 287 | 498 | 851 | 71% |
| Auto - Pers Inj | 25,097 | 21,452 | -15% | 23,252 | 26,246 | 13% | 4794 | 122% | 9,451 | 9,064 | -4% | 27% | 30% | 452 | 507 | 35,462 | 30,656 | -14% |
| Auto - Property | 858 | 919 | 7% | 912 | 884 | -3% | -35 | 96% | 79 | 86 | 9% | 11% | 12% | 110 | 112 | 695 | 722 | 4% |
| Book Account | 10,256 | 8,228 | -20% | 8,933 | 10,005 | 12% | 1777 | 122% | 385 | 366 | -5% | 7% | 10% | 45 | 53 | 5,669 | 3,728 | -34% |
| Civil Rights | 337 | 562 | 67% | 333 | 314 | -6% | -248 | 56% | 104 | 121 | 16% | 28% | 20% | 370 | 258 | 371 | 611 | 65% |
| Complex Commerc | 278 | 308 | 11% | 282 | 357 | 27% | 49 | 116% | 212 | 228 | 8% | 42% | 48% | 915 | 888 | 501 | 475 | -5% |
| Condemnation | 103 | 119 | 16% | 242 | 104 | -57% | -15 | 87% | 57 | 57 | 0% | 44% | 40% | 664 | 575 | 130 | 143 | 10% |
| Construction | 429 | 409 | -5% | 393 | 423 | 8% | 14 | 103% | 243 | 254 | 5% | 38% | 42% | 680 | 745 | 637 | 610 | -4% |
| Contract/Commer | 8,607 | 7,667 | -11% | 8,631 | 8,277 | -4% | 610 | 108% | 1,218 | 1,184 | -3% | 17% | 18% | 170 | 185 | 6,978 | 6,533 | -6% |
| Employment | 234 | 254 | 9% | 232 | 231 | 0% | -23 | 91% | 70 | 64 | -9% | 28% | 24% | 359 | 302 | 252 | 267 | 6% |
| Lieu of P. Writ | 447 | 426 | -5% | 404 | 418 | 3% | -8 | 98% | 105 | 96 | -9% | 21% | 18% | 282 | 270 | 507 | 524 | 3% |
| Medical Malprac | 1,138 | 954 | -16% | 809 | 1,068 | 32% | 114 | 112% | 1,067 | 1,163 | 9% | 39% | 44% | 1,125 | 1,463 | 2,759 | 2,671 | -3% |
| Name Change | 2,263 | 2,860 | 26% | 2,071 | 2,864 | 38% | 4 | 100% | 4 | 3 | -25% | 1% | 1% | 2 | 1 | 513 | 511 | 0% |
| Other Insurance | 592 | 438 | -26% | 545 | 494 | -9% | 56 | 113% | 135 | 145 | 7% | 28% | 37% | 274 | 397 | 479 | 395 | -18% |
| Other MCL | 3,297 | 2,381 | -28% | 2,259 | 2,510 | 11% | 129 | 105% | 9,681 | 9,524 | -2% | 66% | 66% | 3,524 | 4,800 | 14,582 | 14,495 | -1% |
| Other Track 1 | 4,102 | 4,141 | 1% | 3,673 | 4,048 | 10% | -93 | 98% | 412 | 491 | 19% | 17% | 20% | 121 | 142 | 2,470 | 2,431 | -2% |
| Other Track 3 | 2,127 | 1,903 | -11% | 1,780 | 2,054 | 15% | 151 | 108% | 599 | 667 | 11% | 20% | 23% | 338 | 421 | 3,012 | 2,883 | -4% |
| Other Track 4 | 241 | 219 | -9% | 227 | 255 | 12% | 36 | 116% | 235 | 234 | 0% | 44% | 44% | 1,170 | 1,282 | 535 | 527 | -1% |
| Personal Injury | 9,517 | 9,355 | -2% | 8,742 | 10,005 | 14% | 650 | 107% | 4,414 | 4,210 | -5% | 30% | 30% | 557 | 540 | 14,743 | 14,031 | -5% |
| Prod Liability | 522 | 356 | -32% | 456 | 466 | 2% | 110 | 131% | 131 | 129 | -2% | 25% | 34% | 301 | 435 | 525 | 382 | -27% |
| Prof Malpractic | 424 | 408 | -4% | 464 | 523 | 13% | 115 | 128% | 348 | 373 | 7% | 35% | 39% | 985 | 1,097 | 996 | 957 | -4% |
| PIP Coverage | 274 | 232 | -15% | 257 | 268 | 4% | 36 | 116% | 23 | 23 | 0% | 16% | 23% | 101 | 119 | 143 | 102 | -29% |
| Real Property | 374 | 386 | 3% | 310 | 349 | 13% | -37 | 90% | 65 | 70 | 8% | 24% | 25% | 209 | 218 | 267 | 280 | 5% |
| Tort Other | 1,969 | 1,921 | -2% | 1,826 | 1,834 | 0% | -87 | 95% | 426 | 492 | 15% | 21% | 24% | 260 | 307 | 1,987 | 2,044 | 3% |
| Toxic Tort | 23 | 29 | 26% | 12 | 33 | 175% | 4 | 114% | 19 | 14 | -26% | 46% | 34% | 991 | 579 | 41 | 41 | 0% |
| UM/UIM Bod Inj | 1,518 | 1,298 | -14% | 1,509 | 1,676 | 11% | 378 | 129% | 525 | 438 | -17% | 26% | 26% | 415 | 405 | 2,039 | 1,663 | -18% |
| Total | 75,675 | 68,057 | -10% | 69,051 | 76,252 | 10% | 8195 | 112% | 30,545 | 30,198 | -1% | 31% | 34% | 484 | 532 | 97,665 | 89,425 | -8% |

NOTE: Some Multicounty Litigation (MCL) cases were transferred in November 2014: Atlantic to Bergen = 8,935; Atlantic to Middlesex = 4,070.

CIVIL BACKLOG SUMMARY BY CASETYPE

June 2022

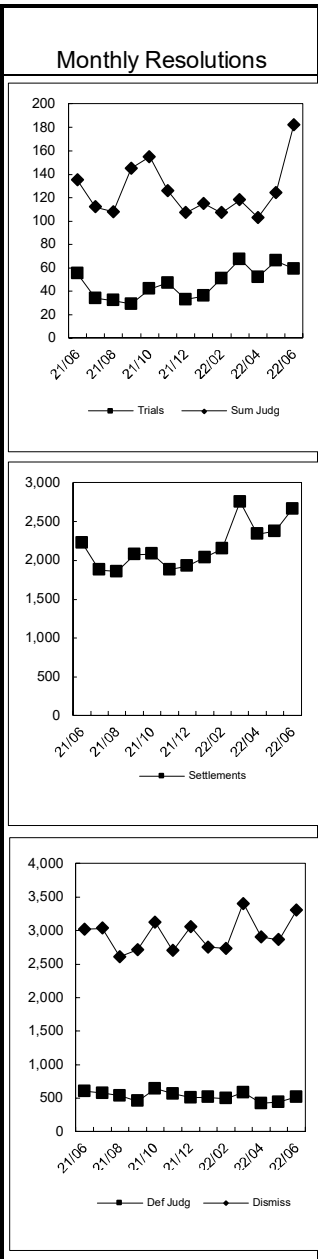
STATE

| | Cases in Backlog | | | | | | | | | | | | | | | |
|-----------------|-------------------------|-----------------|-----------------|----------------|---------------|-----------------|-----------------|----------------|---------------|-----------------|----------------|---------------|-----------------|----------------|---------------|---------------|
| | Track 1 | | | | | Track 2 | | | | Track 3 | | | Track 4 | | | Total Backlog |
| | 12 to 18 months | 18 to 24 months | 24 to 36 months | over 36 months | Total Track 1 | 18 to 24 months | 24 to 36 months | over 36 months | Total Track 2 | 24 to 36 months | over 36 months | Total Track 3 | 24 to 36 months | over 36 months | Total Track 4 | |
| Act on Neg Inst | 12 | 3 | 2 | 1 | 18 | 1 | 0 | 0 | 1 | 0 | 0 | 0 | 0 | 0 | 0 | 19 |
| Asbestos | 0 | 0 | 0 | 0 | 0 | 0 | 0 | 0 | 0 | 0 | 0 | 0 | 121 | 419 | 540 | 540 |
| Assault & Bat | 0 | 0 | 0 | 0 | 0 | 0 | 0 | 0 | 0 | 105 | 38 | 143 | 0 | 0 | 0 | 143 |
| Auto - Pers Inj | 0 | 1 | 0 | 0 | 1 | 4,074 | 3,635 | 1,351 | 9,060 | 1 | 0 | 1 | 1 | 1 | 2 | 9,064 |
| Auto - Property | 0 | 0 | 0 | 0 | 0 | 38 | 33 | 15 | 86 | 0 | 0 | 0 | 0 | 0 | 0 | 86 |
| Book Account | 192 | 61 | 77 | 27 | 357 | 4 | 1 | 1 | 6 | 1 | 0 | 1 | 0 | 2 | 2 | 366 |
| Civil Rights | 0 | 0 | 0 | 0 | 0 | 0 | 0 | 0 | 0 | 55 | 63 | 118 | 3 | 0 | 3 | 121 |
| Complex Comm | 0 | 0 | 0 | 0 | 0 | 0 | 0 | 0 | 0 | 0 | 0 | 0 | 82 | 146 | 228 | 228 |
| Condemnation | 0 | 0 | 0 | 0 | 0 | 0 | 0 | 0 | 0 | 16 | 41 | 57 | 0 | 0 | 0 | 57 |
| Construction | 0 | 0 | 0 | 0 | 0 | 59 | 98 | 93 | 250 | 1 | 1 | 2 | 2 | 0 | 2 | 254 |
| Contract/Comm | 1 | 0 | 0 | 0 | 1 | 473 | 446 | 262 | 1,181 | 1 | 1 | 2 | 0 | 0 | 0 | 1,184 |
| Employment | 0 | 0 | 0 | 0 | 0 | 26 | 25 | 13 | 64 | 0 | 0 | 0 | 0 | 0 | 0 | 64 |
| Lieu of P. Writ | 0 | 0 | 0 | 0 | 0 | 0 | 0 | 0 | 0 | 0 | 0 | 0 | 43 | 53 | 96 | 96 |
| Medical Malprac | 0 | 0 | 0 | 0 | 0 | 0 | 1 | 0 | 1 | 557 | 605 | 1,162 | 0 | 0 | 0 | 1,163 |
| Name Change | 2 | 1 | 0 | 0 | 3 | 0 | 0 | 0 | 0 | 0 | 0 | 0 | 0 | 0 | 0 | 3 |
| Other Insurance | 50 | 33 | 31 | 22 | 136 | 3 | 2 | 2 | 7 | 0 | 0 | 0 | 0 | 2 | 2 | 145 |
| Other MCL | 0 | 0 | 0 | 0 | 0 | 0 | 0 | 0 | 0 | 0 | 0 | 0 | 1,501 | 8,023 | 9,524 | 9,524 |
| Other Track 1 | 196 | 92 | 87 | 46 | 421 | 14 | 10 | 3 | 27 | 34 | 5 | 39 | 3 | 1 | 4 | 491 |
| Other Track 3 | 0 | 0 | 0 | 0 | 0 | 0 | 0 | 0 | 0 | 372 | 295 | 667 | 0 | 0 | 0 | 667 |
| Other Track 4 | 0 | 0 | 0 | 0 | 0 | 0 | 0 | 0 | 0 | 0 | 1 | 1 | 81 | 152 | 233 | 234 |
| Personal Injury | 0 | 0 | 0 | 0 | 0 | 1,733 | 1,664 | 785 | 4,182 | 22 | 6 | 28 | 0 | 0 | 0 | 4,210 |
| Prod Liability | 0 | 0 | 0 | 0 | 0 | 0 | 0 | 0 | 0 | 67 | 61 | 128 | 1 | 0 | 1 | 129 |
| Prof Malpractic | 0 | 0 | 0 | 0 | 0 | 0 | 1 | 1 | 2 | 184 | 186 | 370 | 1 | 0 | 1 | 373 |
| PIP Coverage | 11 | 7 | 4 | 1 | 23 | 0 | 0 | 0 | 0 | 0 | 0 | 0 | 0 | 0 | 0 | 23 |
| Real Property | 25 | 16 | 13 | 13 | 67 | 1 | 1 | 0 | 2 | 1 | 0 | 1 | 0 | 0 | 0 | 70 |
| Tort Other | 0 | 0 | 0 | 0 | 0 | 194 | 193 | 100 | 487 | 4 | 0 | 4 | 1 | 0 | 1 | 492 |
| Toxic Tort | 0 | 0 | 0 | 0 | 0 | 0 | 0 | 0 | 0 | 3 | 11 | 14 | 0 | 0 | 0 | 14 |
| UM/UIM Bod Inj | 0 | 0 | 0 | 0 | 0 | 211 | 156 | 70 | 437 | 0 | 1 | 1 | 0 | 0 | 0 | 438 |
| Total | 489 | 214 | 214 | 110 | 1,027 | 6,831 | 6,266 | 2,696 | 15,793 | 1,424 | 1,315 | 2,739 | 1,840 | 8,799 | 10,639 | 30,198 |

NOTE: Some Multicounty Litigation (MCL) cases were transferred in November 2014: Atlantic to Bergen = 8,935; Atlantic to Middlesex = 4,070.

**CIVIL RESOLUTION SUMMARY BY CASETYPE
JULY 2021 - JUNE 2022
STATE**

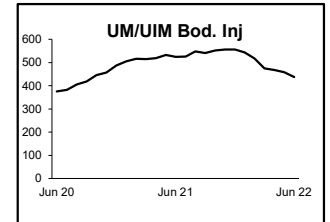
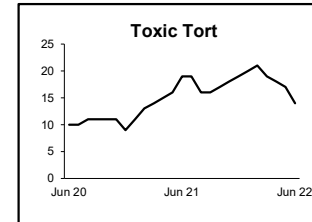
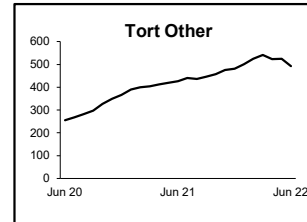
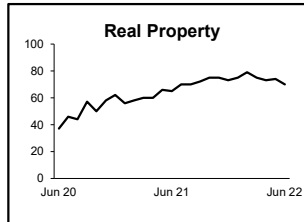
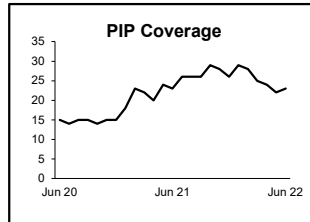
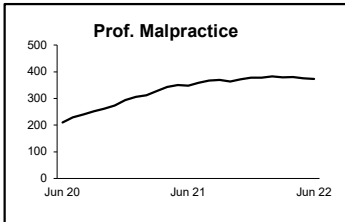
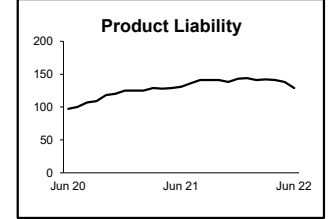
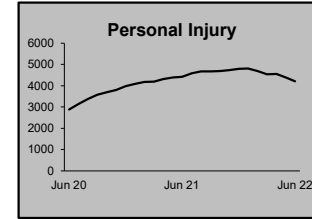
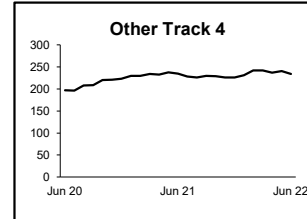
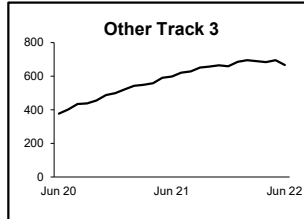
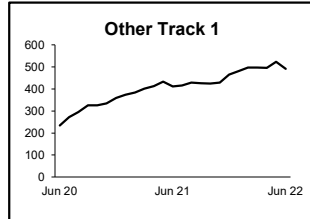
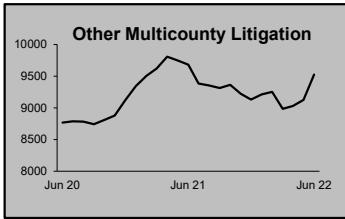
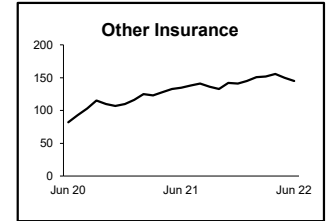
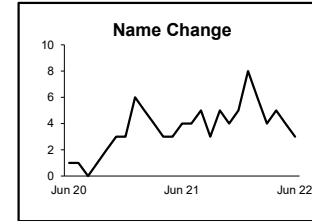
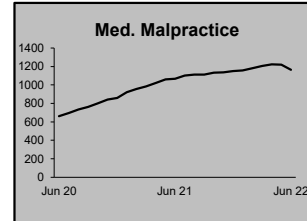
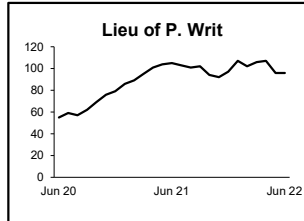
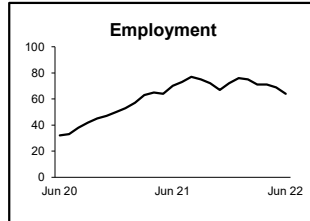
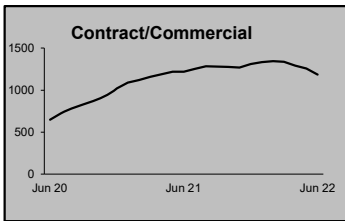
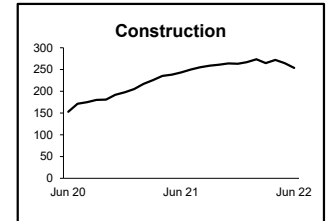
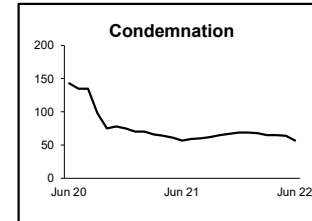
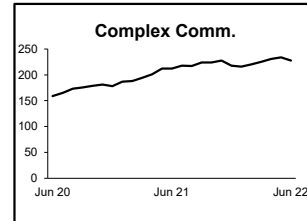
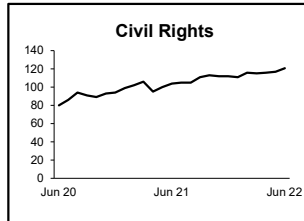
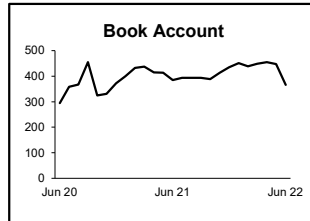
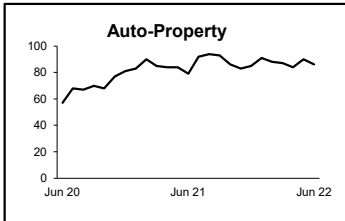
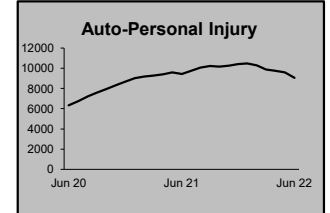
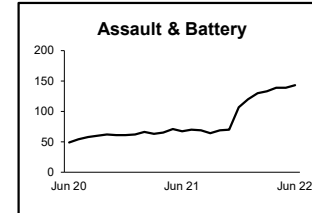
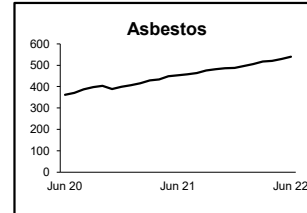
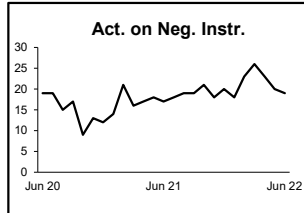
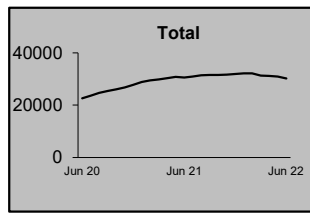
| | Trial | | | Summary | | | | | Total | Percent resolved by | | | | | | Monthly Resolutions |
|-----------------|------------|------------|------------|--------------|---------------|------------------|---------------|--------------|---------------|---------------------|-----------|------------|-----------|------------|-----------|---------------------|
| | Jury | Nonjury | Total | Judgment | Settlement | Default Judgment | Dismiss | Other | | Trial | Sum Jud | Settle | Default J | Dismiss | Other | |
| Act on Neg Inst | 0 | 1 | 1 | 15 | 31 | 26 | 69 | 1 | 143 | 1% | 10% | 22% | 18% | 48% | 1% | |
| Asbestos | 0 | 0 | 0 | 0 | 27 | 0 | 41 | 3 | 71 | 0% | 0% | 38% | 0% | 58% | 4% | |
| Assault & Bat | 1 | 1 | 2 | 1 | 70 | 6 | 224 | 29 | 332 | 1% | 0% | 21% | 2% | 67% | 9% | |
| Auto - Pers Inj | 263 | 3 | 266 | 156 | 12,142 | 126 | 12,716 | 840 | 26,246 | 1% | 1% | 46% | 0% | 48% | 3% | |
| Auto - Property | 2 | 0 | 2 | 14 | 228 | 235 | 387 | 18 | 884 | 0% | 2% | 26% | 27% | 44% | 2% | |
| Book Account | 1 | 15 | 16 | 468 | 2,022 | 3,635 | 3,762 | 102 | 10,005 | 0% | 5% | 20% | 36% | 38% | 1% | |
| Civil Rights | 1 | 0 | 1 | 5 | 51 | 2 | 183 | 72 | 314 | 0% | 2% | 16% | 1% | 58% | 23% | |
| Complex Commer | 2 | 0 | 2 | 8 | 98 | 7 | 164 | 78 | 357 | 1% | 2% | 27% | 2% | 46% | 22% | |
| Condemnation | 2 | 0 | 2 | 1 | 27 | 0 | 21 | 53 | 104 | 2% | 1% | 26% | 0% | 20% | 51% | |
| Construction | 2 | 2 | 4 | 14 | 144 | 42 | 204 | 15 | 423 | 1% | 3% | 34% | 10% | 48% | 4% | |
| Contract/Commer | 16 | 51 | 67 | 328 | 2,247 | 1,517 | 3,799 | 319 | 8,277 | 1% | 4% | 27% | 18% | 46% | 4% | |
| Employment | 1 | 1 | 2 | 6 | 74 | 4 | 117 | 28 | 231 | 1% | 3% | 32% | 2% | 51% | 12% | |
| Lieu of P. Writ | 0 | 41 | 41 | 25 | 78 | 0 | 226 | 48 | 418 | 10% | 6% | 19% | 0% | 54% | 11% | |
| Medical Malprac | 13 | 0 | 13 | 71 | 415 | 0 | 498 | 71 | 1,068 | 1% | 7% | 39% | 0% | 47% | 7% | |
| Name Change | 0 | 0 | 0 | 0 | 0 | 0 | 168 | 2,696 | 2,864 | 0% | 0% | 0% | 0% | 6% | 94% | |
| Other Insurance | 0 | 1 | 1 | 22 | 149 | 19 | 244 | 59 | 494 | 0% | 4% | 30% | 4% | 49% | 12% | |
| Other MCL | 0 | 0 | 0 | 0 | 90 | 0 | 2,391 | 29 | 2,510 | 0% | 0% | 4% | 0% | 95% | 1% | |
| Other Track 1 | 3 | 9 | 12 | 68 | 902 | 312 | 1,896 | 858 | 4,048 | 0% | 2% | 22% | 8% | 47% | 21% | |
| Other Track 3 | 7 | 0 | 7 | 36 | 778 | 10 | 985 | 238 | 2,054 | 0% | 2% | 38% | 0% | 48% | 12% | |
| Other Track 4 | 1 | 2 | 3 | 16 | 80 | 48 | 86 | 22 | 255 | 1% | 6% | 31% | 19% | 34% | 9% | |
| Personal Injury | 64 | 0 | 64 | 171 | 4,521 | 76 | 4,503 | 670 | 10,005 | 1% | 2% | 45% | 1% | 45% | 7% | |
| Prod Liability | 1 | 0 | 1 | 4 | 120 | 0 | 142 | 199 | 466 | 0% | 1% | 26% | 0% | 30% | 43% | |
| Prof Malpractic | 1 | 0 | 1 | 8 | 239 | 5 | 238 | 32 | 523 | 0% | 2% | 46% | 1% | 46% | 6% | |
| PIP Coverage | 0 | 0 | 0 | 3 | 61 | 5 | 172 | 27 | 268 | 0% | 1% | 23% | 2% | 64% | 10% | |
| Real Property | 2 | 3 | 5 | 13 | 79 | 32 | 172 | 48 | 349 | 1% | 4% | 23% | 9% | 49% | 14% | |
| Tort Other | 2 | 3 | 5 | 41 | 596 | 123 | 961 | 108 | 1,834 | 0% | 2% | 32% | 7% | 52% | 6% | |
| Toxic Tort | 0 | 0 | 0 | 1 | 8 | 0 | 13 | 11 | 33 | 0% | 3% | 24% | 0% | 39% | 33% | |
| UM/UIM Bod Inj | 29 | 1 | 30 | 7 | 757 | 29 | 828 | 25 | 1,676 | 2% | 0% | 45% | 2% | 49% | 1% | |
| Total | 414 | 134 | 548 | 1,502 | 26,034 | 6,259 | 35,210 | 6,699 | 76,252 | 1% | 2% | 34% | 8% | 46% | 9% | |



NOTE: Some Multicounty Litigation (MCL) cases were transferred in November 2014: Atlantic to Bergen = 8,935; Atlantic to Middlesex = 4,070.

**CIVIL BACKLOG BY CASETYPE
JUNE 2022
STATE**

| | Total | Backlog | % chg |
|--------|--------------|----------------|--------------|
| Jun 20 | | 22,604 | |
| Jun 21 | | 30,545 | 35% |
| Jun 22 | | 30,198 | -1% |



- 1) Casetypes with the state's largest backlogs are highlighted.
- 2) Some Multicounty Litigation (MCL) cases were transferred in November 2014: Atlantic to Bergen = 8,935; Atlantic to Middlesex = 4,070.