



**New Jersey Judiciary
CIVIL STATISTICS
April 2023**

TABLE OF CONTENTS

Introduction, Abbreviations, and Glossary	i
Tables and Graphs By County	1
Tables and Graphs by Case Type	
Atlantic	3
Bergen	7
Burlington	11
Camden	15
Cape May	19
Cumberland	23
Essex	27
Gloucester	31
Hudson	35
Hunterdon	39
Mercer	43
Middlesex	47
Monmouth	51
Morris	55
Ocean	59
Passaic	63
Salem	67
Somerset	71
Sussex	75
Union	79
Warren	83
State	87

INTRODUCTION

CIVIL STATISTICS provides court year-to-date civil-law statistics for New Jersey's twenty-one counties. Data is compiled from a monthly statistical extract of the Automated Case Management System.

The report provides 4-page summaries of filings, resolutions, clearance, backlog, and active pending by case type for counties and the state. Case type categories are based on the Case Information Statement (CIS). Some categories are consolidated as shown in the table on the next page.

GLOSSARY

Filings: Filings include new, reopened, reactivated, and transferred cases

Resolutions: Include trials, summary judgments, settlements, default judgments dismissals, inactivations, transfers, and other summary matters

Clearance: Resolutions minus filings

Backlog: Cases over case processing goal as listed below. Cases are aged from date of complaint exclusive of inactive and closed time.

 Track 1 backlog = over 12 months

 Track 2 backlog = over 18 months

 Track 3 backlog = over 24 months

 Track 4 backlog = over 24 months

Backlog Per 100 Monthly Filings: $(\text{backlog}) / (\text{average monthly filings in previous court year}) * 100$

Active Pending: Cases not resolved. Does not include inactive cases.

CIVIL STATISTICS is produced by the Administrative Office of the Courts' Quantitative Research Unit. Questions or comments can be directed to:

Quantitative Research Unit: PO Box 037, Trenton, NJ 08625
(609) 815-2900 x52530

CASE TYPE ABBREVIATIONS

TRACK I

Action on Negotiable Instrument (Act on New Inst)

Book Account

Name Change

Other Insurance Claim Including Declaratory Judgment Actions (other insurance)

PIP Coverage

Real Property

Other Track 1: Forfeiture, Summary Action, UM or UIM Claim, Lemon Law, Open Public Records Act, Tenancy, Miscellaneous, No Show Jurors
UM/UIM Coverage

TRACK II

Auto Negligence - Personal Injury

Auto Negligence - Property Damage

Construction

Contract/Commercial Transactions

Employment other than CEPA or LAD

Personal Injury

Tort - Other

UM/UIM Bodily Injury

TRACK III

Assault and Battery

Civil Rights

Condemnation

Medical Malpractice

Product Liability

Professional Malpractice

Toxic Tort

Other Track 3: Defamation, Inverse Condemnation, Whistle Blower/Conscientious, Employee Protection Act, Law Against Discrimination

TRACK IV

Action in Lieu of Prerogative Writ (Lieu of P. Writ)

Asbestos

Complex Commercial

Other Multicounty Litigation (formerly "mass tort") and/or Centrally Managed Cases:

Abilify, Accutane, Allergen Biocell Textured Breast Implants, Asbestos, Benicar, Bristol-Myers-Squibb Environmental,

DePuy ASR Hip Implant, Elmiron, Firefighter Hearing Loss, Fosamax, HealthPlus Surgery Center,

Pelvic Mesh, Physiomesh, Proceed Surgical Mesh/Proceed Ventral Patch, Prolene Hernia System Mesh,

Proton-Pump Inhibitors, Singulair, Strattice Hernia Mesh, Stryker Hip/ABG II, Stryker LFIT CoCr V40 Femoral Heads, Stryker Trident Hip Implants,

Talc-Powder, Tassigna, Taxotere/Docetaxel, Zostavax.

Other Track 4: Complex Construction, Cullen Lit., Environmental Coverage Litigation, False Claims, Insurance Fraud, Mt. Laurel

CIVIL CASELOAD SUMMARY BY COUNTY
JULY 2022 - APRIL 2023
STATE

	Filings			Resolutions			Clearance		Backlog			Backlog Percent		Backlog Per 100 Monthly Filings		Active Pending		
	Jul 2021 to Apr 2022	Jul 2022 to Apr 2023	percent change	Jul 2021 to Apr 2022	Jul 2022 to Apr 2023	percent change	Jul 2022 - Apr 2023		Apr 2022	Apr 2023	percent change	Apr 2022	Apr 2023	Apr 2022	Apr 2023	Apr 2022	Apr 2023	percent change
	number	percent																
Atlantic	3,458	2,512	-27%	2,398	2,157	-10%	-355	86%	2,369	4,129	74%	30%	51%	630	1,492	7,779	8,173	5%
Bergen	7,006	6,052	-14%	8,123	7,345	-10%	1293	121%	6,248	5,378	-14%	46%	46%	817	813	13,560	11,737	-13%
Burlington	2,222	2,190	-1%	2,372	2,216	-7%	26	101%	465	382	-18%	19%	16%	188	161	2,438	2,335	-4%
Camden	3,360	3,194	-5%	3,663	3,512	-4%	318	110%	863	725	-16%	20%	19%	234	211	4,220	3,821	-9%
Cape May	433	441	2%	466	398	-15%	-43	90%	93	91	-2%	19%	17%	188	191	483	525	9%
Cumberland	653	668	2%	785	651	-17%	-17	97%	181	162	-10%	23%	21%	237	225	771	766	-1%
Essex	7,954	7,356	-8%	8,578	7,610	-11%	254	103%	4,938	5,132	4%	36%	39%	554	655	13,821	13,166	-5%
Gloucester	1,244	1,243	0%	1,322	1,180	-11%	-63	95%	300	294	-2%	20%	21%	217	217	1,464	1,419	-3%
Hudson	4,166	3,889	-7%	4,622	4,226	-9%	337	109%	1,647	1,471	-11%	28%	28%	353	348	5,823	5,293	-9%
Hunterdon	520	401	-23%	516	432	-16%	31	108%	139	163	17%	26%	32%	246	356	537	516	-4%
Mercer	2,251	2,057	-9%	2,268	2,090	-8%	33	102%	735	808	10%	24%	28%	295	365	3,024	2,914	-4%
Middlesex	6,199	6,217	0%	7,677	6,766	-12%	549	109%	6,534	6,521	0%	46%	50%	948	983	14,086	13,052	-7%
Monmouth	3,458	3,319	-4%	3,959	3,217	-19%	-102	97%	1,287	1,315	2%	27%	28%	330	369	4,834	4,765	-1%
Morris	2,135	1,995	-7%	2,268	2,156	-5%	161	108%	893	790	-12%	30%	29%	365	367	2,938	2,716	-8%
Ocean	2,717	2,585	-5%	3,190	2,669	-16%	84	103%	1,011	925	-9%	28%	27%	334	329	3,594	3,422	-5%
Passaic	3,293	2,988	-9%	3,691	3,386	-8%	398	113%	1,235	973	-21%	26%	24%	340	301	4,671	4,108	-12%
Salem	205	201	-2%	232	198	-15%	-3	99%	44	45	2%	22%	22%	196	213	199	209	5%
Somerset	1,369	1,359	-1%	1,454	1,306	-10%	-53	96%	408	482	18%	25%	29%	269	332	1,647	1,683	2%
Sussex	492	438	-11%	546	437	-20%	-1	100%	123	154	25%	22%	28%	225	313	551	556	1%
Union	3,622	3,656	1%	3,934	3,963	1%	307	108%	1,564	1,234	-21%	29%	25%	388	315	5,452	4,873	-11%
Warren	321	333	4%	357	295	-17%	-38	89%	74	122	65%	20%	30%	196	349	367	410	12%
Total	57,078	53,094	-7%	62,421	56,210	-10%	3116	106%	31,151	31,296	0%	34%	36%	491	546	92,259	86,459	-6%

NOTE: Some Multicounty Litigation (MCL) cases were transferred in November 2014: Atlantic to Bergen = 8,935; Atlantic to Middlesex = 4,070.

CIVIL BACKLOG SUMMARY BY CASETYPE

April 2023

STATE

	Cases in Backlog															
	Track 1					Track 2				Track 3			Track 4			Total Backlog
	12 to 18 months	18 to 24 months	24 to 36 months	over 36 months	Total Track 1	18 to 24 months	24 to 36 months	over 36 months	Total Track 2	24 to 36 months	over 36 months	Total Track 3	24 to 36 months	over 36 months	Total Track 4	
Atlantic	12	13	6	9	40	193	155	62	410	58	50	108	1,850	1,721	3,571	4,129
Bergen	59	17	10	4	90	786	747	234	1,767	165	124	289	466	2,766	3,232	5,378
Burlington	1	0	0	0	1	187	86	20	293	46	30	76	5	7	12	382
Camden	20	4	13	1	38	284	154	63	501	95	70	165	8	13	21	725
Cape May	4	3	5	0	12	34	12	4	50	11	14	25	2	2	4	91
Cumberland	2	1	4	0	7	47	49	25	121	19	13	32	2	0	2	162
Essex	90	52	47	58	247	1,296	1,656	1,107	4,059	324	388	712	34	80	114	5,132
Gloucester	14	9	4	1	28	97	75	19	191	35	21	56	7	12	19	294
Hudson	25	21	35	12	93	440	478	252	1,170	76	76	152	21	35	56	1,471
Hunterdon	8	2	3	0	13	32	52	19	103	15	24	39	4	4	8	163
Mercer	2	2	0	2	6	213	220	94	527	149	103	252	8	15	23	808
Middlesex	31	4	3	0	38	768	703	215	1,686	135	94	229	1,002	3,566	4,568	6,521
Monmouth	53	24	19	11	107	449	378	124	951	100	94	194	23	40	63	1,315
Morris	16	4	4	1	25	235	237	53	525	83	105	188	16	36	52	790
Ocean	40	14	16	9	79	304	275	96	675	77	79	156	8	7	15	925
Passaic	25	12	20	7	64	338	219	199	756	75	54	129	8	16	24	973
Salem	4	0	0	1	5	13	14	5	32	2	4	6	1	1	2	45
Somerset	14	4	4	0	22	150	145	70	365	44	28	72	11	12	23	482
Sussex	4	2	0	0	6	43	50	18	111	20	12	32	4	1	5	154
Union	37	29	15	5	86	481	342	149	972	73	72	145	12	19	31	1,234
Warren	7	3	1	0	11	36	35	12	83	11	13	24	2	2	4	122
Total	468	220	209	121	1,018	6,426	6,082	2,840	15,348	1,613	1,468	3,081	3,494	8,355	11,849	31,296

NOTE: Some Multicounty Litigation (MCL) cases were transferred in November 2014: Atlantic to Bergen = 8,935; Atlantic to Middlesex = 4,070.

CIVIL CASELOAD SUMMARY BY CASETYPE
JULY 2022 - APRIL 2023
ATLANTIC

	Filings			Resolutions			Clearance		Backlog			Backlog Percent		Backlog Per 100 Monthly Filings		Active Pending		
	Jul 2021 to Apr 2022	Jul 2022 to Apr 2023	percent change	Jul 2021 to Apr 2022	Jul 2022 to Apr 2023	percent change	Jul 2022 - Apr 2023		Apr 2022	Apr 2023	percent change	Apr 2022	Apr 2023	Apr 2022	Apr 2023	Apr 2022	Apr 2023	percent change
	number	percent	number	percent														
Act on Neg Inst	4	2	-50%	0	3		1	150%	0	1		0%	50%	0	600	4	2	-50%
Asbestos	0	0	0%	0	0	0%	0	100%	0	0	0%	0%	0%	0	0	0	0	0%
Assault & Bat	17	4	-76%	8	9	13%	5	225%	5	2	-60%	23%	14%	286	400	22	14	-36%
Auto - Pers Inj	583	528	-9%	682	554	-19%	26	105%	204	189	-7%	23%	24%	306	342	880	796	-10%
Auto - Property	24	25	4%	18	26	44%	1	104%	0	0	0%	0%	0%	0	0	22	20	-9%
Book Account	305	252	-17%	373	277	-26%	25	110%	14	7	-50%	8%	5%	40	25	171	148	-13%
Civil Rights	17	16	-6%	21	17	-19%	1	106%	8	10	25%	33%	42%	480	667	24	24	0%
Complex Comm	4	5	25%	2	9	350%	4	180%	6	4	-33%	38%	44%	1,440	800	16	9	-44%
Condemnation	0	0	0%	2	1	-50%	1	100%	0	0	0%	0%	0%	0	0	1	0	-100%
Construction	15	18	20%	11	16	45%	-2	89%	10	10	0%	38%	34%	706	500	26	29	12%
Contract/Comm	221	240	9%	253	175	-31%	-65	73%	24	30	25%	13%	13%	95	125	188	224	19%
Employment	4	13	225%	9	7	-22%	-6	54%	4	2	-50%	40%	12%	686	160	10	17	70%
Lieu of P. Writ	13	10	-23%	11	8	-27%	-2	80%	3	3	0%	21%	20%	225	277	14	15	7%
Medical Malprac	27	26	-4%	20	34	70%	8	131%	37	44	19%	38%	52%	1,233	1,760	98	85	-13%
Name Change	58	63	9%	62	58	-6%	-5	92%	0	0	0%	0%	0%	0	0	9	12	33%
Other Insurance	11	7	-36%	22	8	-64%	1	114%	5	3	-40%	38%	27%	316	400	13	11	-15%
Other MCL	1,349	545	-60%	61	137	125%	-408	25%	1,783	3,559	100%	35%	62%	1,291	5,447	5,148	5,730	11%
Other Track 1	171	134	-22%	121	182	50%	48	136%	27	27	0%	20%	26%	151	173	137	102	-26%
Other Track 3	80	82	3%	101	83	-18%	1	101%	35	36	3%	22%	24%	385	400	156	149	-4%
Other Track 4	9	3	-67%	8	11	38%	8	367%	3	5	67%	20%	63%	257	1,200	15	8	-47%
Personal Injury	365	406	11%	450	400	-11%	-6	99%	146	145	-1%	24%	25%	344	341	608	591	-3%
Prod Liability	41	14	-66%	9	5	-44%	-9	36%	4	5	25%	14%	31%	117	154	29	16	-45%
Prof Malpractic	10	7	-30%	14	14	0%	7	200%	13	8	-38%	46%	35%	1,114	1,067	28	23	-18%
PIP Coverage	5	9	80%	5	8	60%	-1	89%	1	2	100%	33%	40%	200	218	3	5	67%
Real Property	13	8	-38%	9	12	33%	4	150%	2	2	0%	18%	25%	150	171	11	8	-27%
Tort Other	47	51	9%	43	57	33%	6	112%	20	16	-20%	29%	24%	375	274	68	67	-1%
Toxic Tort	2	0	-100%	1	0	-100%	0	100%	0	1		0%	50%	0	1,200	2	2	0%
UM/UIM Bod Inj	63	44	-30%	82	46	-44%	2	105%	15	18	20%	20%	27%	212	386	76	66	-13%
Total	3,458	2,512	-27%	2,398	2,157	-10%	-355	86%	2,369	4,129	74%	30%	51%	630	1,492	7,779	8,173	5%

NOTE: Some Multicounty Litigation (MCL) cases were transferred in November 2014: Atlantic to Bergen = 8,935; Atlantic to Middlesex = 4,070.

CIVIL BACKLOG SUMMARY BY CASETYPE

April 2023

ATLANTIC

	Cases in Backlog															
	Track 1					Track 2				Track 3			Track 4			Total Backlog
	12 to 18 months	18 to 24 months	24 to 36 months	over 36 months	Total Track 1	18 to 24 months	24 to 36 months	over 36 months	Total Track 2	24 to 36 months	over 36 months	Total Track 3	24 to 36 months	over 36 months	Total Track 4	
Act on Neg Inst	0	1	0	0	1	0	0	0	0	0	0	0	0	0	0	1
Asbestos	0	0	0	0	0	0	0	0	0	0	0	0	0	0	0	0
Assault & Bat	0	0	0	0	0	0	0	0	0	1	1	2	0	0	0	2
Auto - Pers Inj	0	0	0	0	0	85	77	27	189	0	0	0	0	0	0	189
Auto - Property	0	0	0	0	0	0	0	0	0	0	0	0	0	0	0	0
Book Account	1	3	0	3	7	0	0	0	0	0	0	0	0	0	0	7
Civil Rights	0	0	0	0	0	0	0	0	0	6	4	10	0	0	0	10
Complex Commer	0	0	0	0	0	0	0	0	0	0	0	0	1	3	4	4
Condemnation	0	0	0	0	0	0	0	0	0	0	0	0	0	0	0	0
Construction	0	0	0	0	0	3	4	3	10	0	0	0	0	0	0	10
Contract/Commer	0	0	0	0	0	15	9	6	30	0	0	0	0	0	0	30
Employment	0	0	0	0	0	0	0	2	2	0	0	0	0	0	0	2
Lieu of P. Writ	0	0	0	0	0	0	0	0	0	0	0	0	0	3	3	3
Medical Malprac	0	0	0	0	0	0	0	0	0	22	22	44	0	0	0	44
Name Change	0	0	0	0	0	0	0	0	0	0	0	0	0	0	0	0
Other Insurance	1	1	0	0	2	0	1	0	1	0	0	0	0	0	0	3
Other MCL	0	0	0	0	0	0	0	0	0	0	0	0	1,846	1,713	3,559	3,559
Other Track 1	8	7	6	5	26	0	0	0	0	1	0	1	0	0	0	27
Other Track 3	0	0	0	0	0	0	0	0	0	23	13	36	0	0	0	36
Other Track 4	0	0	0	0	0	0	0	0	0	0	0	0	3	2	5	5
Personal Injury	0	0	0	0	0	77	54	14	145	0	0	0	0	0	0	145
Prod Liability	0	0	0	0	0	0	0	0	0	2	3	5	0	0	0	5
Prof Malpractic	0	0	0	0	0	0	0	0	0	2	6	8	0	0	0	8
PIP Coverage	0	1	0	1	2	0	0	0	0	0	0	0	0	0	0	2
Real Property	2	0	0	0	2	0	0	0	0	0	0	0	0	0	0	2
Tort Other	0	0	0	0	0	5	6	4	15	0	1	1	0	0	0	16
Toxic Tort	0	0	0	0	0	0	0	0	0	1	0	1	0	0	0	1
UM/UIIM Bod Inj	0	0	0	0	0	8	4	6	18	0	0	0	0	0	0	18
Total	12	13	6	9	40	193	155	62	410	58	50	108	1,850	1,721	3,571	4,129

NOTE: Some Multicounty Litigation (MCL) cases were transferred in November 2014: Atlantic to Bergen = 8,935; Atlantic to Middlesex = 4,070.

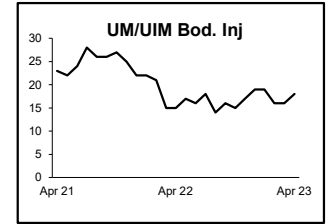
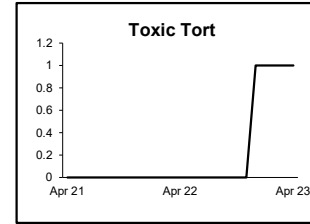
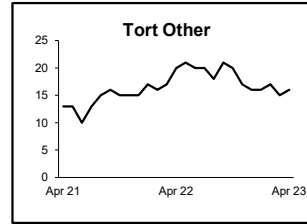
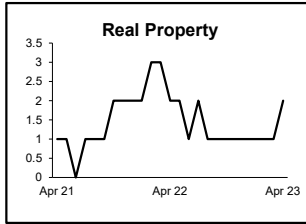
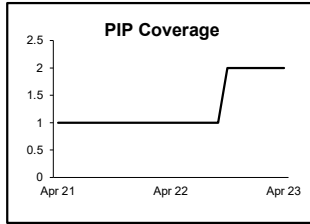
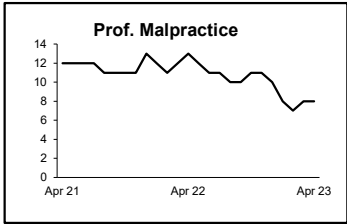
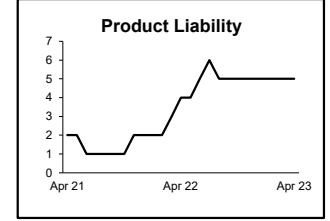
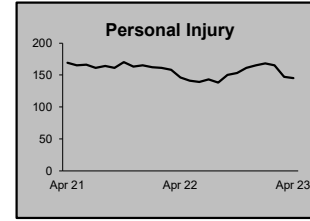
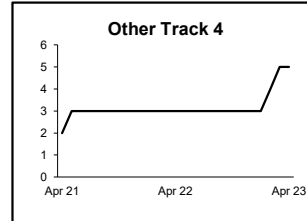
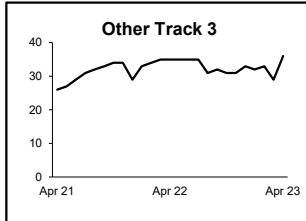
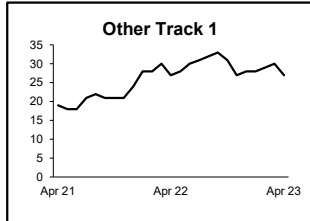
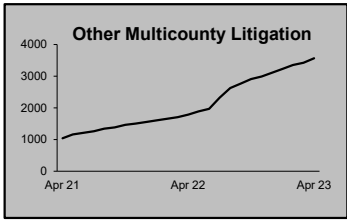
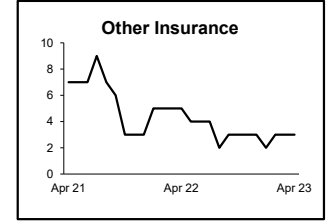
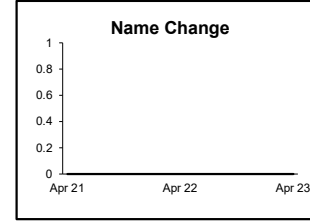
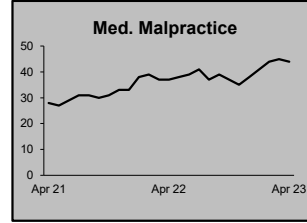
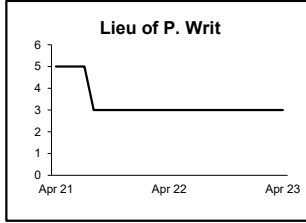
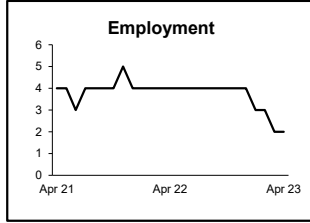
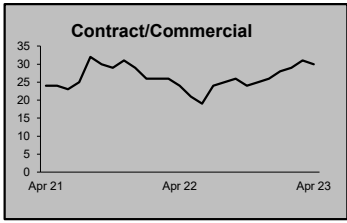
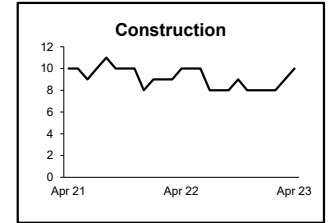
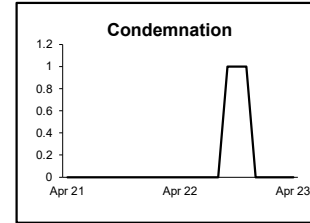
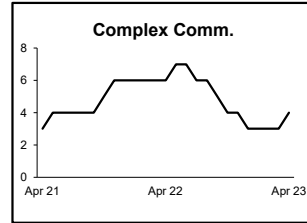
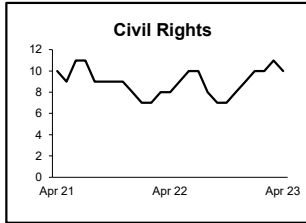
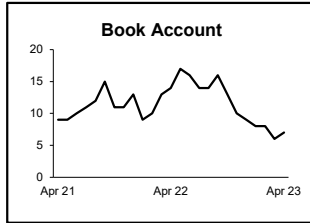
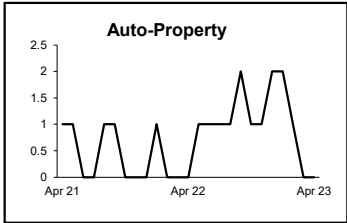
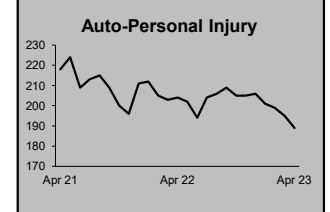
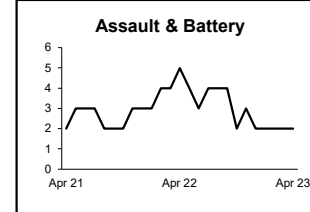
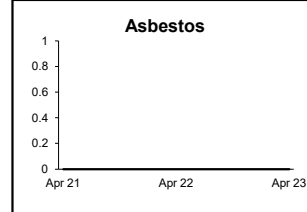
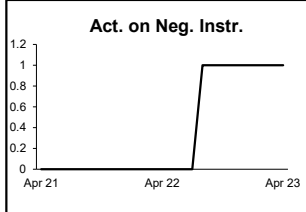
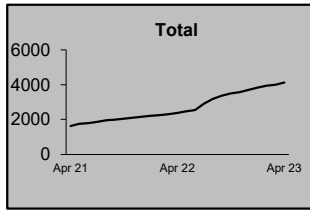
CIVIL RESOLUTION SUMMARY BY CASETYPE
JULY 2022 - APRIL 2023
ATLANTIC

	Trial			Summary					Total	Percent resolved by						Monthly Resolutions
	Jury	Nonjury	Total	Judgment	Settlement	Default Judgment	Dismiss	Other		Trial	Sum Jud	Settle	Default J	Dismiss	Other	
Act on Neg Inst	0	0	0	0	1	0	2	0	3	0%	0%	33%	0%	67%	0%	
Asbestos	0	0	0	0	0	0	0	0	0	0%	0%	0%	0%	0%	0%	
Assault & Bat	1	0	1	0	4	0	4	0	9	11%	0%	44%	0%	44%	0%	
Auto - Pers Inj	12	0	12	1	143	9	374	15	554	2%	0%	26%	2%	68%	3%	
Auto - Property	0	0	0	0	5	13	8	0	26	0%	0%	19%	50%	31%	0%	
Book Account	0	1	1	8	31	150	83	4	277	0%	3%	11%	54%	30%	1%	
Civil Rights	0	0	0	0	5	0	8	4	17	0%	0%	29%	0%	47%	24%	
Complex Commerc	0	0	0	0	3	0	5	1	9	0%	0%	33%	0%	56%	11%	
Condemnation	0	0	0	0	0	0	0	1	1	0%	0%	0%	0%	0%	100%	
Construction	1	1	2	0	4	2	6	2	16	13%	0%	25%	13%	38%	13%	
Contract/Commer	1	1	2	2	42	32	88	9	175	1%	1%	24%	18%	50%	5%	
Employment	0	0	0	0	2	0	5	0	7	0%	0%	29%	0%	71%	0%	
Lieu of P. Writ	0	0	0	0	1	0	6	1	8	0%	0%	13%	0%	75%	13%	
Medical Malprac	0	0	0	1	17	0	15	1	34	0%	3%	50%	0%	44%	3%	
Name Change	0	0	0	0	0	0	5	53	58	0%	0%	0%	0%	9%	91%	
Other Insurance	0	0	0	1	3	0	4	0	8	0%	13%	38%	0%	50%	0%	
Other MCL	0	0	0	0	26	0	111	0	137	0%	0%	19%	0%	81%	0%	
Other Track 1	0	0	0	3	27	2	113	37	182	0%	2%	15%	1%	62%	20%	
Other Track 3	1	0	1	4	23	1	44	10	83	1%	5%	28%	1%	53%	12%	
Other Track 4	0	0	0	1	3	3	3	1	11	0%	9%	27%	27%	27%	9%	
Personal Injury	5	0	5	5	117	6	232	35	400	1%	1%	29%	2%	58%	9%	
Prod Liability	0	0	0	0	1	0	4	0	5	0%	0%	20%	0%	80%	0%	
Prof Malpractic	0	0	0	0	4	0	9	1	14	0%	0%	29%	0%	64%	7%	
PIP Coverage	0	0	0	0	1	0	7	0	8	0%	0%	13%	0%	88%	0%	
Real Property	0	0	0	1	1	2	8	0	12	0%	8%	8%	17%	67%	0%	
Tort Other	1	0	1	1	15	4	33	3	57	2%	2%	26%	7%	58%	5%	
Toxic Tort	0	0	0	0	0	0	0	0	0	0%	0%	0%	0%	0%	0%	
UM/UIM Bod Inj	1	0	1	0	13	0	30	2	46	2%	0%	28%	0%	65%	4%	
Total	23	3	26	28	492	224	1,207	180	2,157	1%	1%	23%	10%	56%	8%	

NOTE: Some Multicounty Litigation (MCL) cases were transferred in November 2014: Atlantic to Bergen = 8,935; Atlantic to Middlesex = 4,070.

**CIVIL BACKLOG BY CASETYPE
APRIL 2023
ATLANTIC**

	Total	Backlog	% chg
Apr 21		1,631	
Apr 22		2,369	45%
Apr 23		4,129	74%



- 1) Casetypes with the state's largest backlogs are highlighted.
- 2) Some Multicounty Litigation (MCL) cases were transferred in November 2014: Atlantic to Bergen = 8,935; Atlantic to Middlesex = 4,070.

CIVIL CASELOAD SUMMARY BY CASETYPE
JULY 2022 - APRIL 2023
BERGEN

	Filings			Resolutions			Clearance		Backlog			Backlog Percent		Backlog Per 100 Monthly Filings		Active Pending		
	Jul 2021 to Apr 2022	Jul 2022 to Apr 2023	percent change	Jul 2021 to Apr 2022	Jul 2022 to Apr 2023	percent change	Jul 2022 - Apr 2023		Apr 2022	Apr 2023	percent change	Apr 2022	Apr 2023	Apr 2022	Apr 2023	Apr 2022	Apr 2023	percent change
							number	percent										
Act on Neg Inst	16	11	-31%	20	8	-60%	3	73%	3	2	-33%	25%	18%	164	185	12	11	-8%
Asbestos	0	0	0%	0	0	0%	0	100%	0	0	0%	0%	0%	0	0	0	0	0%
Assault & Bat	80	12	-85%	75	13	-83%	1	108%	6	24	300%	12%	48%	85	1,516	50	50	0%
Auto - Pers Inj	1,968	1,887	-4%	2,244	2,111	-6%	224	112%	1,209	1,020	-16%	32%	31%	540	513	3,789	3,248	-14%
Auto - Property	76	79	4%	72	75	4%	-4	95%	5	7	40%	8%	9%	64	75	66	75	14%
Book Account	923	777	-16%	1,100	805	-27%	28	104%	54	46	-15%	11%	10%	52	53	498	452	-9%
Civil Rights	33	23	-30%	17	18	6%	-5	78%	4	6	50%	14%	17%	126	257	29	35	21%
Complex Commerc	38	44	16%	33	38	15%	-6	86%	28	24	-14%	43%	34%	659	505	65	70	8%
Condemnation	8	8	0%	5	2	-60%	-6	25%	0	1		0%	10%	0	150	6	10	67%
Construction	41	55	34%	38	37	-3%	-18	67%	27	29	7%	37%	35%	589	535	73	84	15%
Contract/Commer	998	943	-6%	1,031	1,016	-1%	73	108%	194	154	-21%	19%	17%	183	156	1,002	894	-11%
Employment	29	26	-10%	26	26	0%	0	100%	9	6	-33%	26%	18%	292	212	35	34	-3%
Lieu of P. Writ	47	28	-40%	39	34	-13%	6	121%	9	7	-22%	15%	13%	159	215	61	55	-10%
Medical Malprac	99	88	-11%	78	83	6%	-5	94%	127	152	20%	40%	49%	1,121	1,721	315	312	-1%
Name Change	267	258	-3%	252	261	4%	3	101%	0	0	0%	0%	0%	0	0	58	50	-14%
Other Insurance	43	47	9%	40	39	-3%	-8	83%	15	9	-40%	37%	21%	295	177	41	42	2%
Other MCL	559	111	-80%	1,250	1,093	-13%	982	985%	3,775	3,168	-16%	79%	84%	7,306	13,529	4,751	3,755	-21%
Other Track 1	352	267	-24%	343	307	-10%	40	115%	27	26	-4%	11%	17%	64	85	245	155	-37%
Other Track 3	173	165	-5%	128	166	30%	1	101%	48	38	-21%	18%	14%	273	211	274	265	-3%
Other Track 4	13	22	69%	22	22	0%	0	100%	37	33	-11%	59%	58%	2,467	1,320	63	57	-10%
Personal Injury	859	835	-3%	843	798	-5%	-37	96%	509	468	-8%	33%	30%	557	533	1,547	1,551	0%
Prod Liability	25	19	-24%	61	34	-44%	15	179%	15	14	-7%	27%	40%	462	672	55	35	-36%
Prof Malpractic	46	30	-35%	45	45	0%	15	150%	44	52	18%	35%	46%	880	1,418	124	112	-10%
PIP Coverage	21	17	-19%	19	16	-16%	-1	94%	3	4	33%	25%	36%	157	253	12	11	-8%
Real Property	25	36	44%	31	22	-29%	-14	61%	9	4	-56%	35%	12%	270	96	26	33	27%
Tort Other	186	170	-9%	195	191	-2%	21	112%	57	49	-14%	25%	24%	284	261	224	202	-10%
Toxic Tort	1	2	100%	1	3	200%	1	150%	2	2	0%	40%	40%	2,400	1,200	5	5	0%
UM/UIM Bod Inj	80	92	15%	115	82	-29%	-10	89%	32	33	3%	24%	25%	362	347	134	134	0%
Total	7,006	6,052	-14%	8,123	7,345	-10%	1293	121%	6,248	5,378	-14%	46%	46%	817	813	13,560	11,737	-13%

NOTE: Some Multicounty Litigation (MCL) cases were transferred in November 2014: Atlantic to Bergen = 8,935; Atlantic to Middlesex = 4,070.

CIVIL BACKLOG SUMMARY BY CASETYPE

April 2023

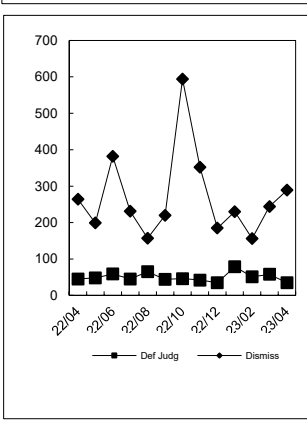
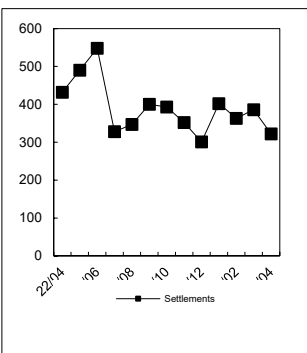
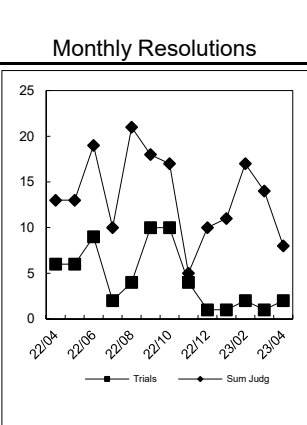
BERGEN

	Cases in Backlog															
	Track 1					Track 2				Track 3			Track 4			Total Backlog
	12 to 18 months	18 to 24 months	24 to 36 months	over 36 months	Total Track 1	18 to 24 months	24 to 36 months	over 36 months	Total Track 2	24 to 36 months	over 36 months	Total Track 3	24 to 36 months	over 36 months	Total Track 4	
Act on Neg Inst	2	0	0	0	2	0	0	0	0	0	0	0	0	0	0	2
Asbestos	0	0	0	0	0	0	0	0	0	0	0	0	0	0	0	0
Assault & Bat	0	0	0	0	0	0	0	0	0	20	4	24	0	0	0	24
Auto - Pers Inj	0	0	0	0	0	460	432	128	1,020	0	0	0	0	0	0	1,020
Auto - Property	0	0	0	0	0	4	2	1	7	0	0	0	0	0	0	7
Book Account	29	9	5	3	46	0	0	0	0	0	0	0	0	0	0	46
Civil Rights	0	0	0	0	0	0	0	0	0	4	2	6	0	0	0	6
Complex Comm	0	0	0	0	0	0	0	0	0	0	0	0	10	14	24	24
Condemnation	0	0	0	0	0	0	0	0	0	1	0	1	0	0	0	1
Construction	0	0	0	0	0	13	11	5	29	0	0	0	0	0	0	29
Contract/Comm	0	0	0	0	0	70	61	23	154	0	0	0	0	0	0	154
Employment	0	0	0	0	0	3	3	0	6	0	0	0	0	0	0	6
Lieu of P. Writ	0	0	0	0	0	0	0	0	0	0	0	0	4	3	7	7
Medical Malprac	0	0	0	0	0	0	0	0	0	74	78	152	0	0	0	152
Name Change	0	0	0	0	0	0	0	0	0	0	0	0	0	0	0	0
Other Insurance	5	2	2	0	9	0	0	0	0	0	0	0	0	0	0	9
Other MCL	0	0	0	0	0	0	0	0	0	0	0	0	439	2,729	3,168	3,168
Other Track 1	18	5	1	1	25	1	0	0	1	0	0	0	0	0	0	26
Other Track 3	0	0	0	0	0	0	0	0	0	26	12	38	0	0	0	38
Other Track 4	0	0	0	0	0	0	0	0	0	0	0	0	13	20	33	33
Personal Injury	0	0	0	0	0	205	192	71	468	0	0	0	0	0	0	468
Prod Liability	0	0	0	0	0	0	0	0	0	7	7	14	0	0	0	14
Prof Malpractic	0	0	0	0	0	0	0	0	0	32	20	52	0	0	0	52
PIP Coverage	2	0	2	0	4	0	0	0	0	0	0	0	0	0	0	4
Real Property	3	1	0	0	4	0	0	0	0	0	0	0	0	0	0	4
Tort Other	0	0	0	0	0	16	27	6	49	0	0	0	0	0	0	49
Toxic Tort	0	0	0	0	0	0	0	0	0	1	1	2	0	0	0	2
UM/UIM Bod Inj	0	0	0	0	0	14	19	0	33	0	0	0	0	0	0	33
Total	59	17	10	4	90	786	747	234	1,767	165	124	289	466	2,766	3,232	5,378

NOTE: Some Multicounty Litigation (MCL) cases were transferred in November 2014: Atlantic to Bergen = 8,935; Atlantic to Middlesex = 4,070.

**CIVIL RESOLUTION SUMMARY BY CASETYPE
JULY 2022 - APRIL 2023
BERGEN**

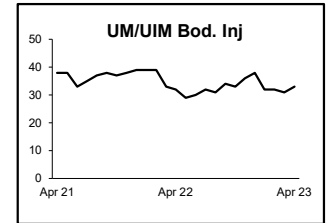
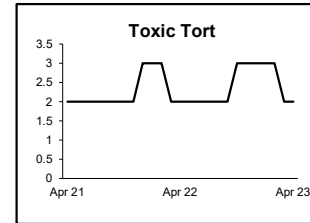
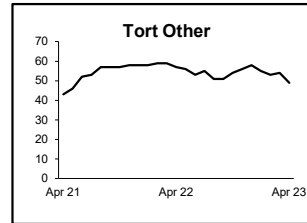
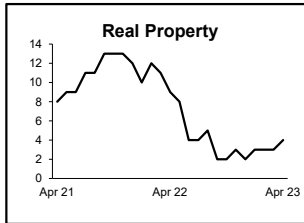
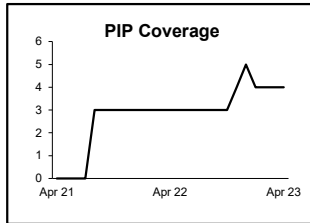
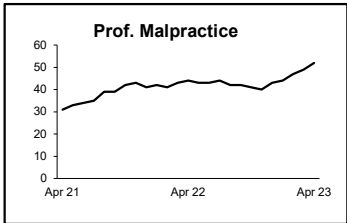
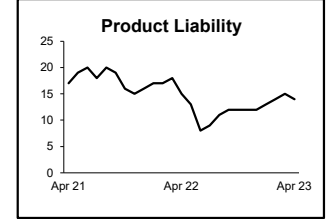
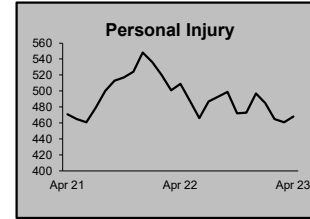
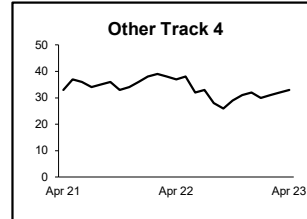
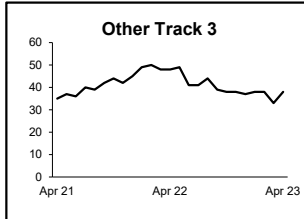
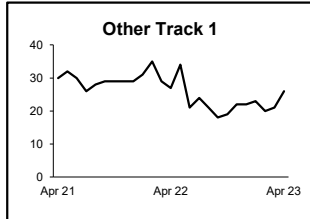
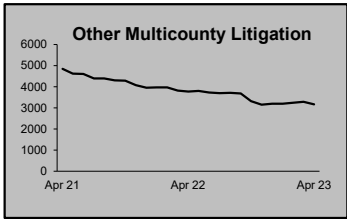
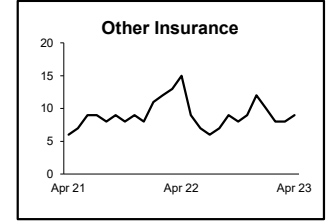
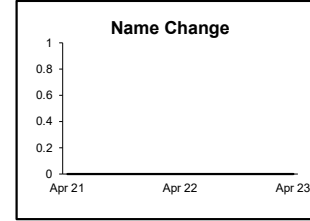
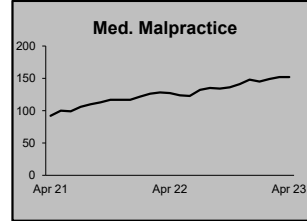
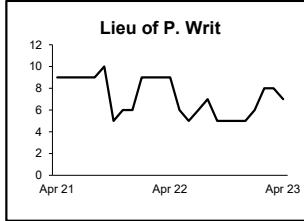
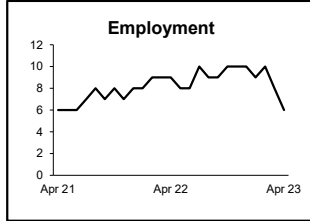
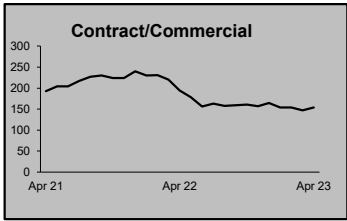
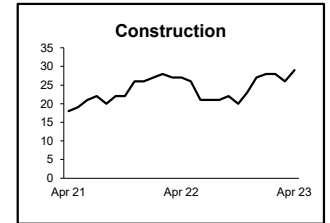
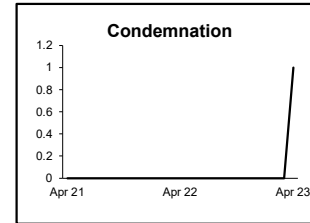
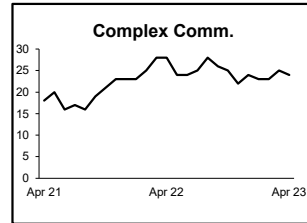
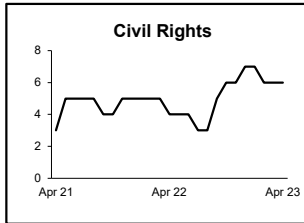
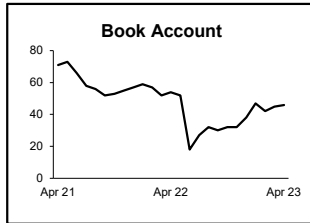
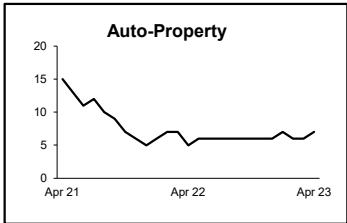
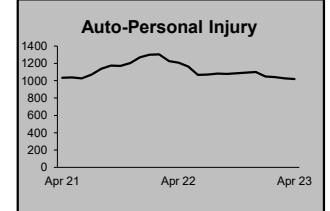
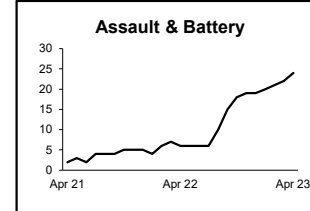
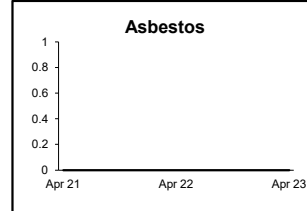
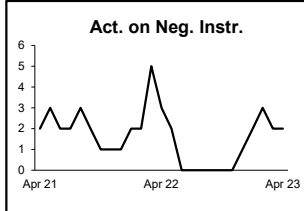
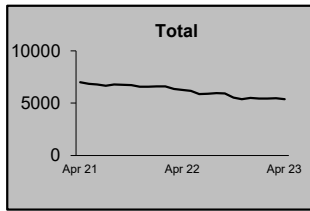
	Trial			Summary					Total	Percent resolved by						Monthly Resolutions
	Jury	Nonjury	Total	Judgment	Settlement	Default Judgment	Dismiss	Other		Trial	Sum Jud	Settle	Default J	Dismiss	Other	
Act on Neg Inst	0	0	0	1	2	3	2	0	8	0%	13%	25%	38%	25%	0%	
Asbestos	0	0	0	0	0	0	0	0	0	0%	0%	0%	0%	0%	0%	
Assault & Bat	0	0	0	1	4	2	4	2	13	0%	8%	31%	15%	31%	15%	
Auto - Pers Inj	3	0	3	15	1,629	6	420	38	2,111	0%	1%	77%	0%	20%	2%	
Auto - Property	0	1	1	1	34	15	22	2	75	1%	1%	45%	20%	29%	3%	
Book Account	0	0	0	24	272	258	248	3	805	0%	3%	34%	32%	31%	0%	
Civil Rights	0	0	0	1	3	0	6	8	18	0%	6%	17%	0%	33%	44%	
Complex Commer	0	0	0	3	14	0	17	4	38	0%	8%	37%	0%	45%	11%	
Condemnation	0	0	0	0	0	0	2	0	2	0%	0%	0%	0%	100%	0%	
Construction	0	0	0	1	18	3	13	2	37	0%	3%	49%	8%	35%	5%	
Contract/Commer	1	6	7	31	399	169	374	36	1,016	1%	3%	39%	17%	37%	4%	
Employment	0	0	0	2	17	0	6	1	26	0%	8%	65%	0%	23%	4%	
Lieu of P. Writ	0	16	16	0	13	0	4	1	34	47%	0%	38%	0%	12%	3%	
Medical Malprac	0	0	0	2	51	0	29	1	83	0%	2%	61%	0%	35%	1%	
Name Change	0	0	0	0	0	0	13	248	261	0%	0%	0%	0%	5%	95%	
Other Insurance	0	0	0	2	20	0	11	6	39	0%	5%	51%	0%	28%	15%	
Other MCL	0	0	0	0	103	0	988	2	1,093	0%	0%	9%	0%	90%	0%	
Other Track 1	0	0	0	2	125	21	153	6	307	0%	1%	41%	7%	50%	2%	
Other Track 3	0	0	0	6	103	0	40	17	166	0%	4%	62%	0%	24%	10%	
Other Track 4	0	1	1	1	11	1	8	0	22	5%	5%	50%	5%	36%	0%	
Personal Injury	4	1	5	24	573	4	160	32	798	1%	3%	72%	1%	20%	4%	
Prod Liability	0	0	0	0	8	1	20	5	34	0%	0%	24%	3%	59%	15%	
Prof Malpractic	1	0	1	4	19	0	20	1	45	2%	9%	42%	0%	44%	2%	
PIP Coverage	0	0	0	0	9	0	7	0	16	0%	0%	56%	0%	44%	0%	
Real Property	0	0	0	1	9	2	10	0	22	0%	5%	41%	9%	45%	0%	
Tort Other	0	2	2	8	94	14	63	10	191	1%	4%	49%	7%	33%	5%	
Toxic Tort	0	0	0	0	1	0	2	0	3	0%	0%	33%	0%	67%	0%	
UM/UIM Bod Inj	1	0	1	1	63	1	16	0	82	1%	1%	77%	1%	20%	0%	
Total	10	27	37	131	3,594	500	2,658	425	7,345	1%	2%	49%	7%	36%	6%	



NOTE: Some Multicounty Litigation (MCL) cases were transferred in November 2014: Atlantic to Bergen = 8,935; Atlantic to Middlesex = 4,070.

**CIVIL BACKLOG BY CASETYPE
APRIL 2023
BERGEN**

	Total	Backlog	% chg
Apr 21		7,015	
Apr 22		6,248	-11%
Apr 23		5,378	-14%



- 1) Casetypes with the state's largest backlogs are highlighted.
- 2) Some Multicounty Litigation (MCL) cases were transferred in November 2014: Atlantic to Bergen = 8,935; Atlantic to Middlesex = 4,070.

**CIVIL CASELOAD SUMMARY BY CASETYPE
JULY 2022 - APRIL 2023
BURLINGTON**

	Filings			Resolutions			Clearance		Backlog			Backlog Percent		Backlog Per 100 Monthly Filings		Active Pending		
	Jul 2021 to Apr 2022	Jul 2022 to Apr 2023	percent change	Jul 2021 to Apr 2022	Jul 2022 to Apr 2023	percent change	Jul 2022 - Apr 2023		Apr 2022	Apr 2023	percent change	Apr 2022	Apr 2023	Apr 2022	Apr 2023	Apr 2022	Apr 2023	percent change
	number	percent	number	percent														
Act on Neg Inst	4	16	300%	8	12	50%	-4	75%	0	0	0%	0%	0%	0	0	3	5	67%
Asbestos	0	0	0%	0	0	0%	0	100%	0	0	0%	0%	0%	0	0	0	0	0%
Assault & Bat	22	4	-82%	14	6	-57%	2	150%	7	8	14%	28%	35%	336	2,400	25	23	-8%
Auto - Pers Inj	515	510	-1%	586	555	-5%	45	109%	200	152	-24%	24%	21%	344	280	817	739	-10%
Auto - Property	21	20	-5%	26	20	-23%	0	100%	2	1	-50%	9%	5%	75	46	22	19	-14%
Book Account	377	281	-25%	471	291	-38%	10	104%	3	0	-100%	2%	0%	6	0	186	135	-27%
Civil Rights	17	19	12%	13	18	38%	-1	95%	2	4	100%	15%	29%	120	218	13	14	8%
Complex Commerc	2	6	200%	5	7	40%	1	117%	9	8	-11%	82%	50%	3,600	1,200	11	16	45%
Condemnation	2	4	100%	3	2	-33%	-2	50%	1	0	-100%	33%	0%	600	0	3	5	67%
Construction	28	19	-32%	19	17	-11%	-2	89%	3	6	100%	10%	24%	100	300	31	25	-19%
Contract/Commer	351	419	19%	397	404	2%	-15	96%	49	36	-27%	15%	10%	130	84	333	378	14%
Employment	5	10	100%	3	10	233%	0	100%	2	2	0%	29%	25%	400	160	7	8	14%
Lieu of P. Writ	20	17	-15%	13	20	54%	3	118%	0	0	0%	0%	0%	0	0	16	18	13%
Medical Malprac	41	57	39%	40	46	15%	-11	81%	31	38	23%	27%	29%	729	661	116	129	11%
Name Change	131	129	-2%	131	144	10%	15	112%	0	0	0%	0%	0%	0	0	15	12	-20%
Other Insurance	7	9	29%	10	8	-20%	-1	89%	1	0	-100%	17%	0%	109	0	6	4	-33%
Other MCL	0	0	0%	0	0	0%	0	100%	0	0	0%	0%	0%	0	0	0	0	0%
Other Track 1	163	128	-21%	150	126	-16%	-2	98%	2	1	-50%	3%	2%	11	7	73	50	-32%
Other Track 3	97	130	34%	88	135	53%	5	104%	25	16	-36%	16%	11%	236	118	154	144	-6%
Other Track 4	17	16	-6%	18	25	39%	9	156%	4	4	0%	15%	17%	185	229	27	24	-11%
Personal Injury	262	253	-3%	231	232	0%	-21	92%	78	76	-3%	20%	19%	287	279	394	401	2%
Prod Liability	4	6	50%	5	7	40%	1	117%	4	5	25%	33%	36%	800	750	12	14	17%
Prof Malpractic	18	7	-61%	16	16	0%	9	229%	13	5	-62%	41%	19%	709	429	32	26	-19%
PIP Coverage	7	5	-29%	5	9	80%	4	180%	0	0	0%	0%	0%	0	0	4	1	-75%
Real Property	15	11	-27%	15	9	-40%	-2	82%	0	0	0%	0%	0%	0	0	6	6	0%
Tort Other	64	64	0%	53	59	11%	-5	92%	19	14	-26%	23%	19%	275	207	84	74	-12%
Toxic Tort	0	1		0	1		0	100%	0	0	0%	0%	0%	0	0	1	1	0%
UM/UIIM Bod Inj	32	49	53%	52	37	-29%	-12	76%	10	6	-40%	21%	9%	255	114	47	64	36%
Total	2,222	2,190	-1%	2,372	2,216	-7%	26	101%	465	382	-18%	19%	16%	188	161	2,438	2,335	-4%

NOTE: Some Multicounty Litigation (MCL) cases were transferred in November 2014: Atlantic to Bergen = 8,935; Atlantic to Middlesex = 4,070.

CIVIL BACKLOG SUMMARY BY CASETYPE

April 2023

BURLINGTON

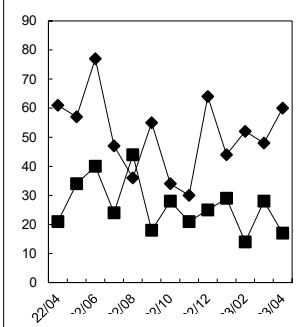
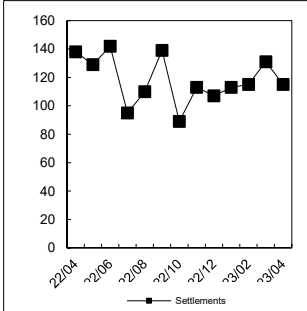
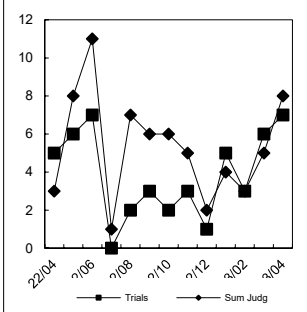
	Cases in Backlog															
	Track 1					Track 2				Track 3			Track 4			Total Backlog
	12 to 18 months	18 to 24 months	24 to 36 months	over 36 months	Total Track 1	18 to 24 months	24 to 36 months	over 36 months	Total Track 2	24 to 36 months	over 36 months	Total Track 3	24 to 36 months	over 36 months	Total Track 4	
Act on Neg Inst	0	0	0	0	0	0	0	0	0	0	0	0	0	0	0	0
Asbestos	0	0	0	0	0	0	0	0	0	0	0	0	0	0	0	0
Assault & Bat	0	0	0	0	0	0	0	0	0	3	5	8	0	0	0	0
Auto - Pers Inj	0	0	0	0	0	98	46	8	152	0	0	0	0	0	0	152
Auto - Property	0	0	0	0	0	0	0	1	1	0	0	0	0	0	0	1
Book Account	0	0	0	0	0	0	0	0	0	0	0	0	0	0	0	0
Civil Rights	0	0	0	0	0	0	0	0	0	3	1	4	0	0	0	4
Complex Comm	0	0	0	0	0	0	0	0	0	0	0	0	3	5	8	8
Condemnation	0	0	0	0	0	0	0	0	0	0	0	0	0	0	0	0
Construction	0	0	0	0	0	5	0	1	6	0	0	0	0	0	0	6
Contract/Comm	0	0	0	0	0	22	10	4	36	0	0	0	0	0	0	36
Employment	0	0	0	0	0	0	1	1	2	0	0	0	0	0	0	2
Lieu of P. Writ	0	0	0	0	0	0	0	0	0	0	0	0	0	0	0	0
Medical Malprac	0	0	0	0	0	0	0	0	0	26	12	38	0	0	0	38
Name Change	0	0	0	0	0	0	0	0	0	0	0	0	0	0	0	0
Other Insurance	0	0	0	0	0	0	0	0	0	0	0	0	0	0	0	0
Other MCL	0	0	0	0	0	0	0	0	0	0	0	0	0	0	0	0
Other Track 1	1	0	0	0	1	0	0	0	0	0	0	0	0	0	0	1
Other Track 3	0	0	0	0	0	0	0	0	0	11	5	16	0	0	0	16
Other Track 4	0	0	0	0	0	0	0	0	0	0	0	0	2	2	4	4
Personal Injury	0	0	0	0	0	51	21	4	76	0	0	0	0	0	0	76
Prod Liability	0	0	0	0	0	0	0	0	0	1	4	5	0	0	0	5
Prof Malpractic	0	0	0	0	0	0	0	0	0	2	3	5	0	0	0	5
PIP Coverage	0	0	0	0	0	0	0	0	0	0	0	0	0	0	0	0
Real Property	0	0	0	0	0	0	0	0	0	0	0	0	0	0	0	0
Tort Other	0	0	0	0	0	7	6	1	14	0	0	0	0	0	0	14
Toxic Tort	0	0	0	0	0	0	0	0	0	0	0	0	0	0	0	0
UM/UIM Bod Inj	0	0	0	0	0	4	2	0	6	0	0	0	0	0	0	6
Total	1	0	0	0	1	187	86	20	293	46	30	76	5	7	12	382

NOTE: Some Multicounty Litigation (MCL) cases were transferred in November 2014: Atlantic to Bergen = 8,935; Atlantic to Middlesex = 4,070.

CIVIL RESOLUTION SUMMARY BY CASETYPE
JULY 2022 - APRIL 2023
BURLINGTON

	Trial			Summary					Total	Percent resolved by						Monthly Resolutions
	Jury	Nonjury	Total	Judgment	Settlement	Default Judgment	Dismiss	Other		Trial	Sum Jud	Settle	Default J	Dismiss	Other	
Act on Neg Inst	0	0	0	1	2	8	1	0	12	0%	8%	17%	67%	8%	0%	
Asbestos	0	0	0	0	0	0	0	0	0	0%	0%	0%	0%	0%	0%	
Assault & Bat	1	0	1	0	0	0	5	0	6	17%	0%	0%	0%	83%	0%	
Auto - Pers Inj	17	0	17	6	412	3	99	18	555	3%	1%	74%	1%	18%	3%	
Auto - Property	0	0	0	0	8	3	8	1	20	0%	0%	40%	15%	40%	5%	
Book Account	0	0	0	12	79	132	66	2	291	0%	4%	27%	45%	23%	1%	
Civil Rights	0	0	0	0	2	0	16	0	18	0%	0%	11%	0%	89%	0%	
Complex Commer	0	0	0	0	4	0	0	3	7	0%	0%	57%	0%	0%	43%	
Condemnation	0	0	0	0	0	0	2	0	2	0%	0%	0%	0%	100%	0%	
Construction	0	0	0	0	10	0	5	2	17	0%	0%	59%	0%	29%	12%	
Contract/Commer	1	1	2	12	175	85	113	17	404	0%	3%	43%	21%	28%	4%	
Employment	0	0	0	0	4	0	3	3	10	0%	0%	40%	0%	30%	30%	
Lieu of P. Writ	0	0	0	1	13	0	4	2	20	0%	5%	65%	0%	20%	10%	
Medical Malprac	2	0	2	0	36	0	6	2	46	4%	0%	78%	0%	13%	4%	
Name Change	0	0	0	0	0	0	4	140	144	0%	0%	0%	0%	3%	97%	
Other Insurance	0	0	0	1	3	1	1	2	8	0%	13%	38%	13%	13%	25%	
Other MCL	0	0	0	0	0	0	0	0	0	0%	0%	0%	0%	0%	0%	
Other Track 1	0	0	0	6	50	2	21	47	126	0%	5%	40%	2%	17%	37%	
Other Track 3	3	0	3	4	79	1	28	20	135	2%	3%	59%	1%	21%	15%	
Other Track 4	0	0	0	0	11	5	9	0	25	0%	0%	44%	20%	36%	0%	
Personal Injury	4	0	4	4	153	1	49	21	232	2%	2%	66%	0%	21%	9%	
Prod Liability	0	0	0	0	3	0	1	3	7	0%	0%	43%	0%	14%	43%	
Prof Malpractic	0	0	0	0	11	0	4	1	16	0%	0%	69%	0%	25%	6%	
PIP Coverage	0	0	0	0	6	0	3	0	9	0%	0%	67%	0%	33%	0%	
Real Property	0	0	0	0	3	0	2	4	9	0%	0%	33%	0%	22%	44%	
Tort Other	0	0	0	0	37	4	15	3	59	0%	0%	63%	7%	25%	5%	
Toxic Tort	0	0	0	0	1	0	0	0	1	0%	0%	100%	0%	0%	0%	
UM/UIM Bod Inj	3	0	3	0	25	3	5	1	37	8%	0%	68%	8%	14%	3%	
Total	31	1	32	47	1,127	248	470	292	2,216	1%	2%	51%	11%	21%	13%	

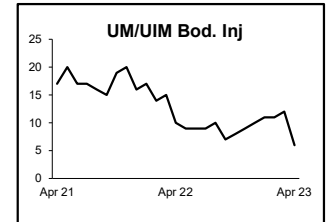
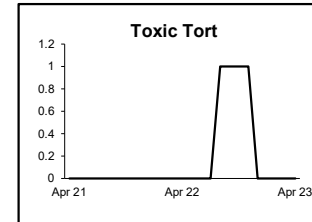
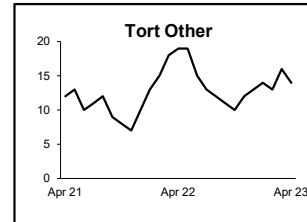
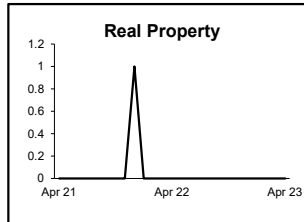
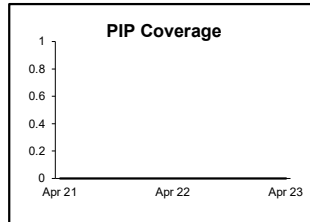
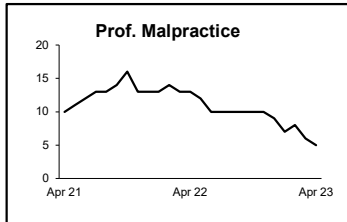
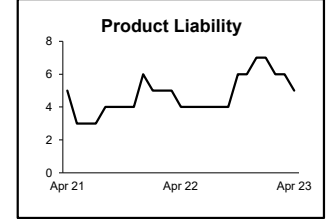
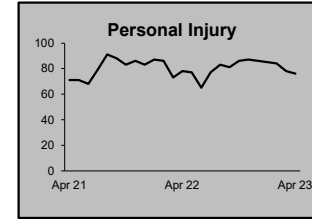
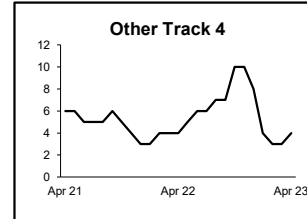
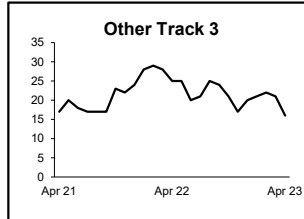
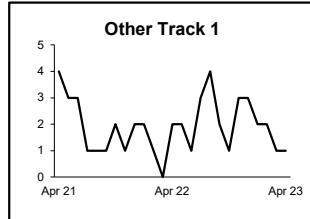
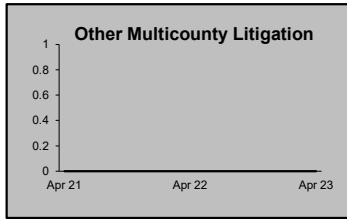
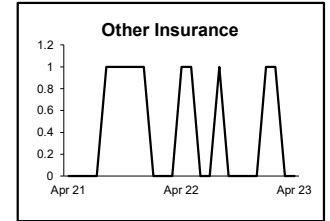

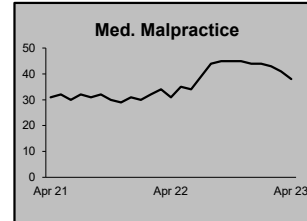
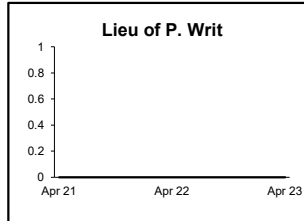
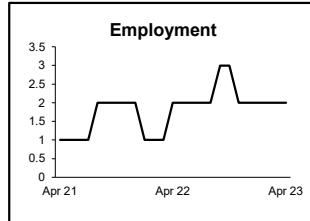
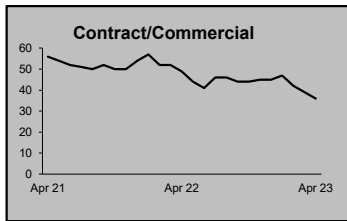
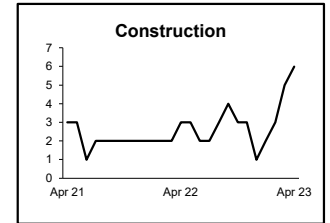
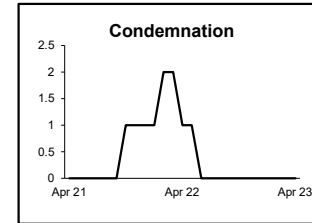
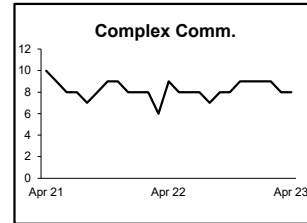
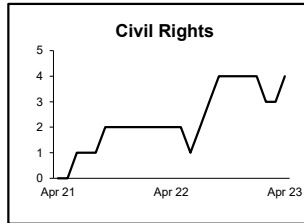
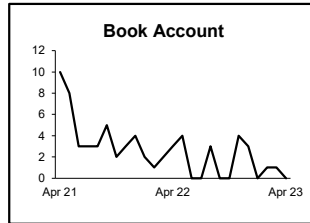
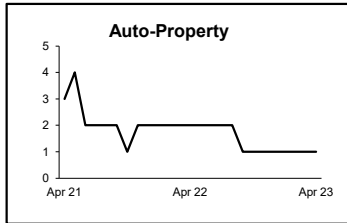
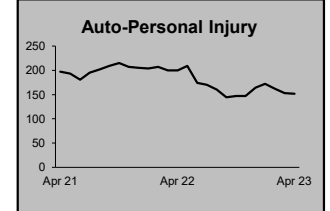
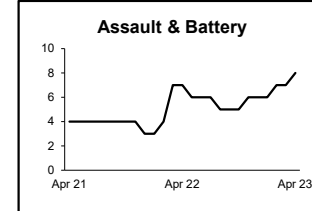
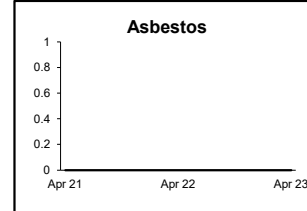
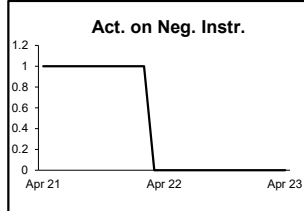
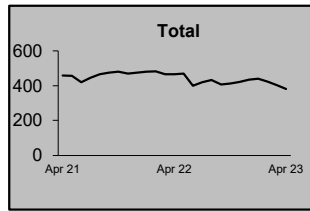
Monthly Resolutions



NOTE: Some Multicounty Litigation (MCL) cases were transferred in November 2014: Atlantic to Bergen = 8,935; Atlantic to Middlesex = 4,070.

**CIVIL BACKLOG BY CASETYPE
APRIL 2023
BURLINGTON**

	Total	Backlog	% chg
Apr 21		458	
Apr 22		465	2%
Apr 23		382	-18%



- 1) Casetypes with the state's largest backlogs are highlighted.
- 2) Some Multicounty Litigation (MCL) cases were transferred in November 2014: Atlantic to Bergen = 8,935; Atlantic to Middlesex = 4,070.

CIVIL CASELOAD SUMMARY BY CASETYPE
JULY 2022 - APRIL 2023
CAMDEN

	Filings			Resolutions			Clearance		Backlog			Backlog Percent		Backlog Per 100 Monthly Filings		Active Pending		
	Jul 2021 to Apr 2022	Jul 2022 to Apr 2023	percent change	Jul 2021 to Apr 2022	Jul 2022 to Apr 2023	percent change	Jul 2022 - Apr 2023		Apr 2022	Apr 2023	percent change	Apr 2022	Apr 2023	Apr 2022	Apr 2023	Apr 2022	Apr 2023	percent change
							number	percent										
Act on Neg Inst	2	1	-50%	3	1	-67%	0	100%	0	0	0%	0%	0%	0	0	1	1	0%
Asbestos	0	0	0%	0	0	0%	0	100%	0	0	0%	0%	0%	0	0	0	0	0%
Assault & Bat	44	5	-89%	10	18	80%	13	360%	8	17	113%	11%	30%	196	2,267	70	56	-20%
Auto - Pers Inj	1,047	945	-10%	1,284	1,195	-7%	250	126%	319	223	-30%	20%	18%	272	222	1,560	1,259	-19%
Auto - Property	57	65	14%	67	74	10%	9	114%	3	3	0%	6%	7%	51	42	52	45	-13%
Book Account	298	351	18%	379	314	-17%	-37	89%	10	10	0%	7%	5%	29	26	146	200	37%
Civil Rights	67	18	-73%	29	17	-41%	-1	94%	3	5	67%	4%	7%	48	222	69	75	9%
Complex Comm	9	3	-67%	11	9	-18%	6	300%	5	6	20%	26%	43%	353	1,440	19	14	-26%
Condemnation	7	5	-29%	9	10	11%	5	200%	2	2	0%	22%	50%	343	300	9	4	-56%
Construction	9	6	-33%	8	7	-13%	1	117%	8	4	-50%	62%	31%	800	600	13	13	0%
Contract/Comm	382	382	0%	343	405	18%	23	106%	44	31	-30%	12%	9%	106	73	367	343	-7%
Employment	13	11	-15%	11	11	0%	0	100%	2	1	-50%	13%	6%	150	67	16	17	6%
Lieu of P. Writ	8	16	100%	13	16	23%	0	100%	3	2	-33%	30%	33%	360	141	10	6	-40%
Medical Malprac	72	74	3%	68	103	51%	29	139%	102	87	-15%	39%	40%	1,288	1,111	259	220	-15%
Name Change	141	134	-5%	132	132	0%	-2	99%	0	0	0%	0%	0%	0	0	37	35	-5%
Other Insurance	21	27	29%	19	32	68%	5	119%	7	7	0%	30%	33%	323	247	23	21	-9%
Other MCL	1	0	-100%	1	0	-100%	0	100%	0	0	0%	0%	0%	0	0	0	0	0%
Other Track 1	232	235	1%	236	226	-4%	-9	96%	36	22	-39%	24%	15%	141	88	149	145	-3%
Other Track 3	95	137	44%	137	121	-12%	-16	88%	30	26	-13%	17%	14%	261	184	173	191	10%
Other Track 4	6	16	167%	7	14	100%	-2	88%	12	11	-8%	55%	46%	1,440	733	22	24	9%
Personal Injury	561	519	-7%	564	527	-7%	8	102%	184	195	6%	22%	24%	308	357	845	821	-3%
Prod Liability	19	10	-47%	24	13	-46%	3	130%	5	4	-20%	21%	15%	273	369	24	26	8%
Prof Malpractic	29	30	3%	49	33	-33%	3	110%	17	16	-6%	24%	26%	537	505	70	61	-13%
PIP Coverage	15	11	-27%	19	12	-37%	1	109%	2	1	-50%	29%	14%	141	86	7	7	0%
Real Property	18	17	-6%	17	18	6%	1	106%	1	4	300%	7%	24%	52	185	14	17	21%
Tort Other	99	72	-27%	83	84	1%	12	117%	28	33	18%	23%	33%	247	426	123	99	-20%
Toxic Tort	1	0	-100%	1	0	-100%	0	100%	2	1	-50%	100%	100%	2,400		2	1	-50%
UM/UIM Bod Inj	107	104	-3%	139	120	-14%	16	115%	30	14	-53%	21%	12%	273	128	140	120	-14%
Total	3,360	3,194	-5%	3,663	3,512	-4%	318	110%	863	725	-16%	20%	19%	234	211	4,220	3,821	-9%

NOTE: Some Multicounty Litigation (MCL) cases were transferred in November 2014: Atlantic to Bergen = 8,935; Atlantic to Middlesex = 4,070.

CIVIL BACKLOG SUMMARY BY CASETYPE

April 2023

CAMDEN

	Cases in Backlog															
	Track 1					Track 2				Track 3			Track 4			Total Backlog
	12 to 18 months	18 to 24 months	24 to 36 months	over 36 months	Total Track 1	18 to 24 months	24 to 36 months	over 36 months	Total Track 2	24 to 36 months	over 36 months	Total Track 3	24 to 36 months	over 36 months	Total Track 4	
Act on Neg Inst	0	0	0	0	0	0	0	0	0	0	0	0	0	0	0	0
Asbestos	0	0	0	0	0	0	0	0	0	0	0	0	0	0	0	0
Assault & Bat	0	0	0	0	0	0	0	0	0	13	4	17	0	0	0	0
Auto - Pers Inj	0	0	0	0	0	126	64	33	223	0	0	0	0	0	0	0
Auto - Property	0	0	0	0	0	1	2	0	3	0	0	0	0	0	0	0
Book Account	7	1	1	0	9	0	0	0	0	0	0	0	0	1	1	1
Civil Rights	0	0	0	0	0	0	0	0	0	4	1	5	0	0	0	0
Complex Comm	0	0	0	0	0	0	0	0	0	0	0	0	5	1	6	6
Condemnation	0	0	0	0	0	0	0	0	0	1	1	2	0	0	0	0
Construction	0	0	0	0	0	0	1	2	3	0	0	0	0	1	1	4
Contract/Comm	0	0	0	0	0	13	13	5	31	0	0	0	0	0	0	0
Employment	0	0	0	0	0	1	0	0	1	0	0	0	0	0	0	0
Lieu of P. Writ	0	0	0	0	0	0	0	0	0	0	0	0	1	1	2	2
Medical Malprac	0	0	0	0	0	0	0	0	0	47	40	87	0	0	0	0
Name Change	0	0	0	0	0	0	0	0	0	0	0	0	0	0	0	0
Other Insurance	2	2	2	1	7	0	0	0	0	0	0	0	0	0	0	0
Other MCL	0	0	0	0	0	0	0	0	0	0	0	0	0	0	0	0
Other Track 1	6	1	10	0	17	1	0	0	1	0	4	4	0	0	0	0
Other Track 3	0	0	0	0	0	0	0	0	0	16	10	26	0	0	0	0
Other Track 4	0	0	0	0	0	0	0	0	0	0	0	0	2	9	11	11
Personal Injury	0	0	0	0	0	123	53	17	193	0	2	2	0	0	0	0
Prod Liability	0	0	0	0	0	0	0	0	0	2	2	4	0	0	0	0
Prof Malpractic	0	0	0	0	0	0	0	0	0	11	5	16	0	0	0	0
PIP Coverage	1	0	0	0	1	0	0	0	0	0	0	0	0	0	0	0
Real Property	4	0	0	0	4	0	0	0	0	0	0	0	0	0	0	0
Tort Other	0	0	0	0	0	9	17	6	32	1	0	1	0	0	0	0
Toxic Tort	0	0	0	0	0	0	0	0	0	0	1	1	0	0	0	0
UM/UIM Bod Inj	0	0	0	0	0	10	4	0	14	0	0	0	0	0	0	0
Total	20	4	13	1	38	284	154	63	501	95	70	165	8	13	21	725

NOTE: Some Multicounty Litigation (MCL) cases were transferred in November 2014: Atlantic to Bergen = 8,935; Atlantic to Middlesex = 4,070.

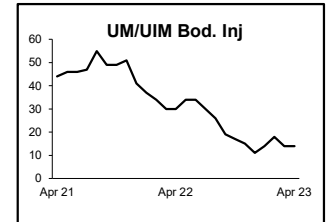
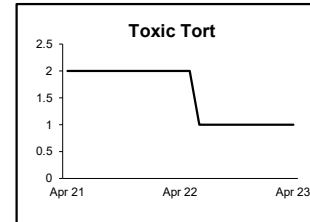
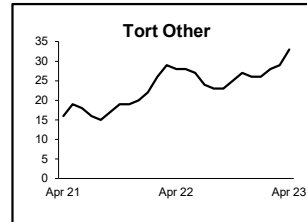
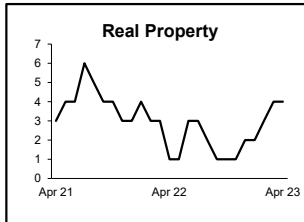
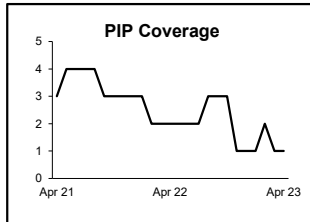
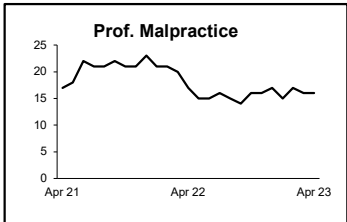
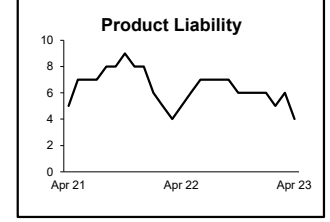
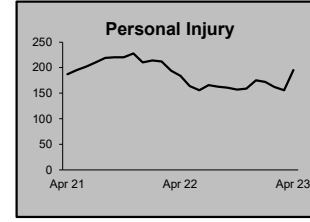
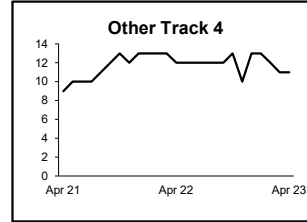
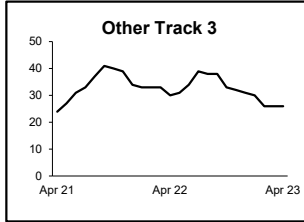
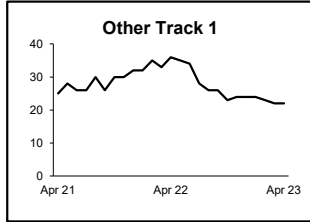
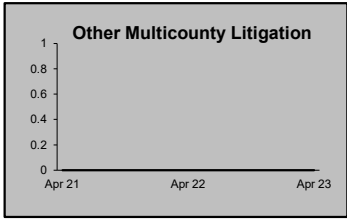
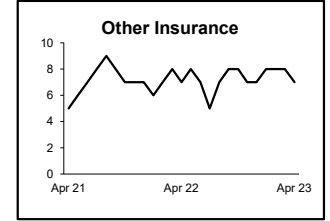
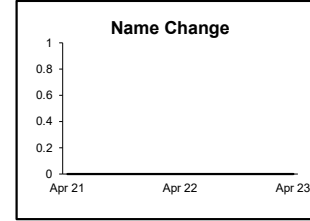
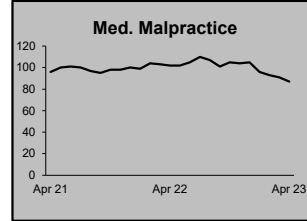
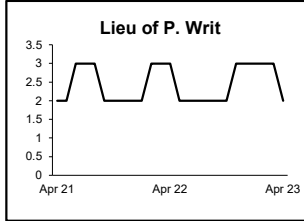
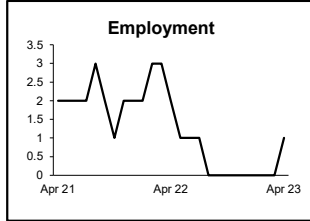
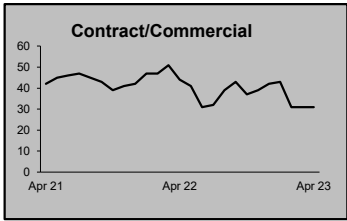
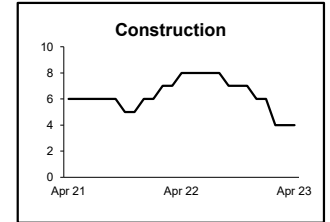
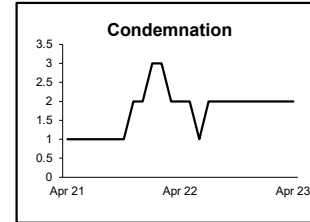
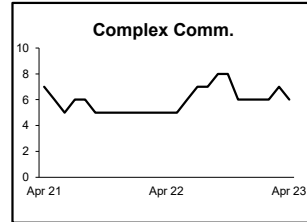
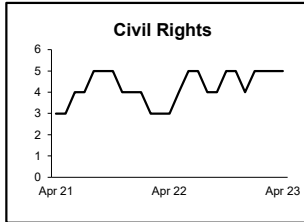
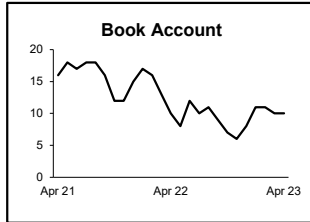
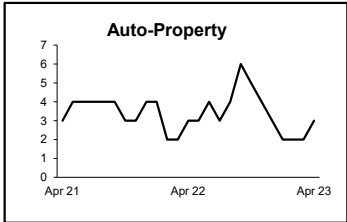
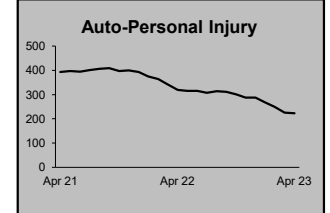
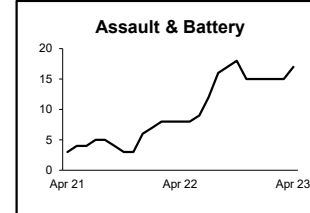
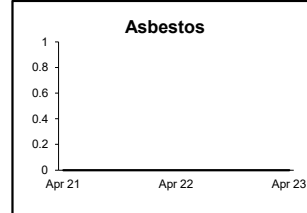
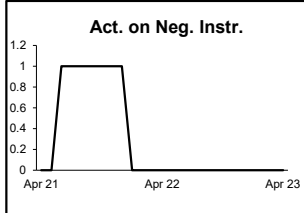
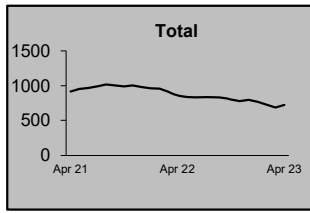
CIVIL RESOLUTION SUMMARY BY CASETYPE
JULY 2022 - APRIL 2023
CAMDEN

	Trial			Summary					Total	Percent resolved by						Monthly Resolutions
	Jury	Nonjury	Total	Judgment	Settlement	Default Judgment	Dismiss	Other		Trial	Sum Jud	Settle	Default J	Dismiss	Other	
Act on Neg Inst	0	0	0	0	0	1	0	0	1	0%	0%	0%	100%	0%	0%	
Asbestos	0	0	0	0	0	0	0	0	0	0%	0%	0%	0%	0%	0%	
Assault & Bat	0	0	0	0	3	1	14	0	18	0%	0%	17%	6%	78%	0%	
Auto - Pers Inj	27	0	27	0	394	10	722	42	1,195	2%	0%	33%	1%	60%	4%	
Auto - Property	0	0	0	0	8	27	39	0	74	0%	0%	11%	36%	53%	0%	
Book Account	0	0	0	8	84	120	99	3	314	0%	3%	27%	38%	32%	1%	
Civil Rights	1	0	1	0	2	0	12	2	17	6%	0%	12%	0%	71%	12%	
Complex Commer	0	0	0	0	3	0	5	1	9	0%	0%	33%	0%	56%	11%	
Condemnation	0	0	0	0	1	0	1	8	10	0%	0%	10%	0%	10%	80%	
Construction	0	0	0	0	4	0	3	0	7	0%	0%	57%	0%	43%	0%	
Contract/Commer	2	2	4	5	86	94	198	18	405	1%	1%	21%	23%	49%	4%	
Employment	0	0	0	0	2	0	7	2	11	0%	0%	18%	0%	64%	18%	
Lieu of P. Writ	0	2	2	1	3	0	7	3	16	13%	6%	19%	0%	44%	19%	
Medical Malprac	4	0	4	1	56	0	38	4	103	4%	1%	54%	0%	37%	4%	
Name Change	0	0	0	0	0	0	10	122	132	0%	0%	0%	0%	8%	92%	
Other Insurance	0	0	0	0	6	1	21	4	32	0%	0%	19%	3%	66%	13%	
Other MCL	0	0	0	0	0	0	0	0	0	0%	0%	0%	0%	0%	0%	
Other Track 1	0	2	2	2	31	15	95	81	226	1%	1%	14%	7%	42%	36%	
Other Track 3	1	0	1	0	34	3	72	11	121	1%	0%	28%	2%	60%	9%	
Other Track 4	0	0	0	0	4	2	8	0	14	0%	0%	29%	14%	57%	0%	
Personal Injury	3	0	3	1	180	9	295	39	527	1%	0%	34%	2%	56%	7%	
Prod Liability	0	0	0	0	5	0	5	3	13	0%	0%	38%	0%	38%	23%	
Prof Malpractic	0	0	0	0	18	0	13	2	33	0%	0%	55%	0%	39%	6%	
PIP Coverage	0	0	0	0	2	0	10	0	12	0%	0%	17%	0%	83%	0%	
Real Property	0	0	0	1	4	0	9	4	18	0%	6%	22%	0%	50%	22%	
Tort Other	0	0	0	1	14	5	57	7	84	0%	1%	17%	6%	68%	8%	
Toxic Tort	0	0	0	0	0	0	0	0	0	0%	0%	0%	0%	0%	0%	
UM/UIM Bod Inj	4	0	4	0	42	1	68	5	120	3%	0%	35%	1%	57%	4%	
Total	42	6	48	20	986	289	1,808	361	3,512	1%	1%	28%	8%	51%	10%	

NOTE: Some Multicounty Litigation (MCL) cases were transferred in November 2014: Atlantic to Bergen = 8,935; Atlantic to Middlesex = 4,070.

**CIVIL BACKLOG BY CASETYPE
APRIL 2023
CAMDEN**

	Total	Backlog	% chg
Apr 21		914	
Apr 22		863	-6%
Apr 23		725	-16%



- 1) Casetypes with the state's largest backlogs are highlighted.
- 2) Some Multicounty Litigation (MCL) cases were transferred in November 2014: Atlantic to Bergen = 8,935; Atlantic to Middlesex = 4,070.

CIVIL CASELOAD SUMMARY BY CASETYPE
JULY 2022 - APRIL 2023
CAPE MAY

	Filings			Resolutions			Clearance		Backlog			Backlog Percent		Backlog Per 100 Monthly Filings		Active Pending		
	Jul 2021 to Apr 2022	Jul 2022 to Apr 2023	percent change	Jul 2021 to Apr 2022	Jul 2022 to Apr 2023	percent change	Jul 2022 - Apr 2023		Apr 2022	Apr 2023	percent change	Apr 2022	Apr 2023	Apr 2022	Apr 2023	Apr 2022	Apr 2023	percent change
							number	percent										
Act on Neg Inst	2	2	0%	0	1		-1	50%	1	0	-100%	50%	0%	600	0	2	2	0%
Asbestos	0	0	0%	0	0	0%	0	100%	0	0	0%	0%	0%	0	0	0	0	0%
Assault & Bat	10	4	-60%	3	7	133%	3	175%	6	6	0%	32%	35%	655	1,440	19	17	-11%
Auto - Pers Inj	56	50	-11%	57	58	2%	8	116%	14	12	-14%	18%	17%	213	200	78	71	-9%
Auto - Property	4	6	50%	4	5	25%	-1	83%	1	0	-100%	33%	0%	240	0	3	4	33%
Book Account	55	50	-9%	61	43	-30%	-7	86%	5	1	-80%	18%	3%	82	18	28	36	29%
Civil Rights	14	5	-64%	6	4	-33%	-1	80%	2	2	0%	15%	13%	160	400	13	15	15%
Complex Comm	1	2	100%	0	2		0	100%	2	2	0%	50%	67%	2,400	1,200	4	3	-25%
Condemnation	0	0	0%	0	0	0%	0	100%	0	2		0%	100%	0		2	2	0%
Construction	7	11	57%	7	9	29%	-2	82%	2	0	-100%	20%	0%	240	0	10	11	10%
Contract/Comm	72	89	24%	70	71	1%	-18	80%	2	7	250%	3%	9%	23	76	59	74	25%
Employment	2	2	0%	1	0	-100%	-2	0%	0	0	0%	0%	0%	0	0	1	2	100%
Lieu of P. Writ	5	13	160%	8	8	0%	-5	62%	0	1		0%	7%	0	71	7	14	100%
Medical Malprac	5	4	-20%	6	6	0%	2	150%	4	5	25%	29%	36%	960	1,000	14	14	0%
Name Change	13	23	77%	14	20	43%	-3	87%	0	0	0%	0%	0%	0	0	3	6	100%
Other Insurance	6	6	0%	6	3	-50%	-3	50%	3	2	-33%	50%	29%	450	400	6	7	17%
Other MCL	0	0	0%	0	0	0%	0	100%	0	0	0%	0%	0%	0	0	1	0	-100%
Other Track 1	51	38	-25%	43	40	-7%	2	105%	7	9	29%	20%	32%	127	200	35	28	-20%
Other Track 3	24	21	-13%	34	23	-32%	2	110%	10	8	-20%	26%	20%	333	282	39	41	5%
Other Track 4	1	1	0%	3	2	-33%	1	200%	0	1		0%	33%	0	600	4	3	-25%
Personal Injury	68	89	31%	89	62	-30%	-27	70%	22	25	14%	21%	19%	278	297	107	133	24%
Prod Liability	2	1	-50%	5	0	-100%	-1	0%	2	2	0%	50%	40%	1,200	1,200	4	5	25%
Prof Malpractic	4	3	-25%	6	3	-50%	0	100%	1	0	-100%	13%	0%	240	0	8	12	50%
PIP Coverage	1	0	-100%	1	0	-100%	0	100%	0	0	0%	0%	0%	0	0	0	0	0%
Real Property	8	5	-38%	10	5	-50%	0	100%	1	0	-100%	20%	0%	86	0	5	3	-40%
Tort Other	18	14	-22%	25	21	-16%	7	150%	8	6	-25%	31%	30%	400	327	26	20	-23%
Toxic Tort	1	0	-100%	0	2		2	100%	0	0	0%	0%	0%	0	0	2	0	-100%
UM/UIM Bod Inj	3	2	-33%	7	3	-57%	1	150%	0	0	0%	0%	0%	0	0	3	2	-33%
Total	433	441	2%	466	398	-15%	-43	90%	93	91	-2%	19%	17%	188	191	483	525	9%

NOTE: Some Multicounty Litigation (MCL) cases were transferred in November 2014: Atlantic to Bergen = 8,935; Atlantic to Middlesex = 4,070.

CIVIL BACKLOG SUMMARY BY CASETYPE

April 2023

CAPE MAY

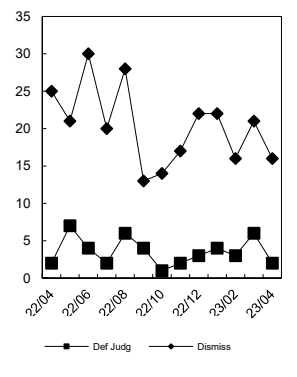
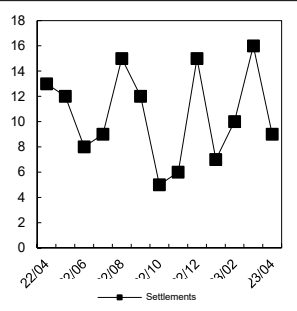
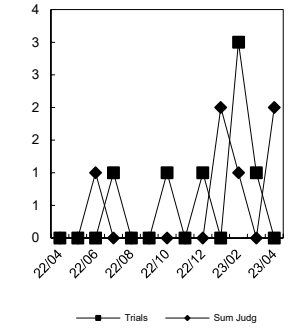
	Cases in Backlog															
	Track 1					Track 2				Track 3			Track 4			Total Backlog
	12 to 18 months	18 to 24 months	24 to 36 months	over 36 months	Total Track 1	18 to 24 months	24 to 36 months	over 36 months	Total Track 2	24 to 36 months	over 36 months	Total Track 3	24 to 36 months	over 36 months	Total Track 4	
Act on Neg Inst	0	0	0	0	0	0	0	0	0	0	0	0	0	0	0	0
Asbestos	0	0	0	0	0	0	0	0	0	0	0	0	0	0	0	0
Assault & Bat	0	0	0	0	0	0	0	0	0	2	4	6	0	0	0	6
Auto - Pers Inj	0	0	0	0	0	9	2	1	12	0	0	0	0	0	0	12
Auto - Property	0	0	0	0	0	0	0	0	0	0	0	0	0	0	0	0
Book Account	1	0	0	0	1	0	0	0	0	0	0	0	0	0	0	1
Civil Rights	0	0	0	0	0	0	0	0	0	0	2	2	0	0	0	2
Complex Comm	0	0	0	0	0	0	0	0	0	0	0	0	0	2	2	2
Condemnation	0	0	0	0	0	0	0	0	0	2	0	2	0	0	0	2
Construction	0	0	0	0	0	0	0	0	0	0	0	0	0	0	0	0
Contract/Comm	0	0	0	0	0	4	2	1	7	0	0	0	0	0	0	7
Employment	0	0	0	0	0	0	0	0	0	0	0	0	0	0	0	0
Lieu of P. Writ	0	0	0	0	0	0	0	0	0	0	0	0	1	0	1	1
Medical Malprac	0	0	0	0	0	0	0	0	0	3	2	5	0	0	0	5
Name Change	0	0	0	0	0	0	0	0	0	0	0	0	0	0	0	0
Other Insurance	1	0	1	0	2	0	0	0	0	0	0	0	0	0	0	2
Other MCL	0	0	0	0	0	0	0	0	0	0	0	0	0	0	0	0
Other Track 1	2	3	4	0	9	0	0	0	0	0	0	0	0	0	0	9
Other Track 3	0	0	0	0	0	0	0	0	0	4	4	8	0	0	0	8
Other Track 4	0	0	0	0	0	0	0	0	0	0	0	0	1	0	1	1
Personal Injury	0	0	0	0	0	19	6	0	25	0	0	0	0	0	0	25
Prod Liability	0	0	0	0	0	0	0	0	0	0	2	2	0	0	0	2
Prof Malpractic	0	0	0	0	0	0	0	0	0	0	0	0	0	0	0	0
PIP Coverage	0	0	0	0	0	0	0	0	0	0	0	0	0	0	0	0
Real Property	0	0	0	0	0	0	0	0	0	0	0	0	0	0	0	0
Tort Other	0	0	0	0	0	2	2	2	6	0	0	0	0	0	0	6
Toxic Tort	0	0	0	0	0	0	0	0	0	0	0	0	0	0	0	0
UM/UIM Bod Inj	0	0	0	0	0	0	0	0	0	0	0	0	0	0	0	0
Total	4	3	5	0	12	34	12	4	50	11	14	25	2	2	4	91

NOTE: Some Multicounty Litigation (MCL) cases were transferred in November 2014: Atlantic to Bergen = 8,935; Atlantic to Middlesex = 4,070.

CIVIL RESOLUTION SUMMARY BY CASETYPE
JULY 2022 - APRIL 2023
CAPE MAY

	Trial			Summary					Total	Percent resolved by						Monthly Resolutions
	Jury	Nonjury	Total	Judgment	Settlement	Default Judgment	Dismiss	Other		Trial	Sum Jud	Settle	Default J	Dismiss	Other	
Act on Neg Inst	0	0	0	0	0	0	1	0	1	0%	0%	0%	0%	100%	0%	
Asbestos	0	0	0	0	0	0	0	0	0	0%	0%	0%	0%	0%	0%	
Assault & Bat	0	0	0	0	1	1	5	0	7	0%	0%	14%	14%	71%	0%	
Auto - Pers Inj	2	0	2	0	16	1	31	8	58	3%	0%	28%	2%	53%	14%	
Auto - Property	0	0	0	0	4	0	1	0	5	0%	0%	80%	0%	20%	0%	
Book Account	0	0	0	1	6	18	18	0	43	0%	2%	14%	42%	42%	0%	
Civil Rights	0	0	0	0	0	0	2	2	4	0%	0%	0%	0%	50%	50%	
Complex Commer	0	0	0	0	1	0	0	1	2	0%	0%	50%	0%	0%	50%	
Condemnation	0	0	0	0	0	0	0	0	0	0%	0%	0%	0%	0%	0%	
Construction	0	1	1	0	2	1	5	0	9	11%	0%	22%	11%	56%	0%	
Contract/Commer	0	0	0	0	19	11	37	4	71	0%	0%	27%	15%	52%	6%	
Employment	0	0	0	0	0	0	0	0	0	0%	0%	0%	0%	0%	0%	
Lieu of P. Writ	0	0	0	0	0	0	3	5	8	0%	0%	0%	0%	38%	63%	
Medical Malprac	0	0	0	0	2	0	3	1	6	0%	0%	33%	0%	50%	17%	
Name Change	0	0	0	0	0	0	1	19	20	0%	0%	0%	0%	5%	95%	
Other Insurance	0	0	0	1	2	0	0	0	3	0%	33%	67%	0%	0%	0%	
Other MCL	0	0	0	0	0	0	0	0	0	0%	0%	0%	0%	0%	0%	
Other Track 1	0	0	0	1	12	1	13	13	40	0%	3%	30%	3%	33%	33%	
Other Track 3	0	0	0	0	8	0	14	1	23	0%	0%	35%	0%	61%	4%	
Other Track 4	0	0	0	0	0	0	2	0	2	0%	0%	0%	0%	100%	0%	
Personal Injury	3	1	4	2	21	0	32	3	62	6%	3%	34%	0%	52%	5%	
Prod Liability	0	0	0	0	0	0	0	0	0	0%	0%	0%	0%	0%	0%	
Prof Malpractic	0	0	0	0	2	0	1	0	3	0%	0%	67%	0%	33%	0%	
PIP Coverage	0	0	0	0	0	0	0	0	0	0%	0%	0%	0%	0%	0%	
Real Property	0	0	0	0	1	0	2	2	5	0%	0%	20%	0%	40%	40%	
Tort Other	0	0	0	0	6	0	15	0	21	0%	0%	29%	0%	71%	0%	
Toxic Tort	0	0	0	0	0	0	1	1	2	0%	0%	0%	0%	50%	50%	
UM/UIM Bod Inj	0	0	0	0	1	0	2	0	3	0%	0%	33%	0%	67%	0%	
Total	5	2	7	5	104	33	189	60	398	2%	1%	26%	8%	47%	15%	

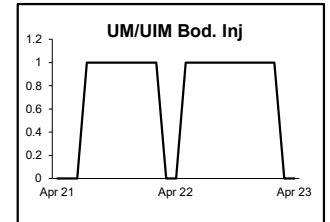
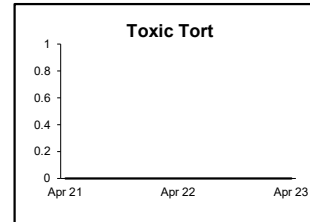
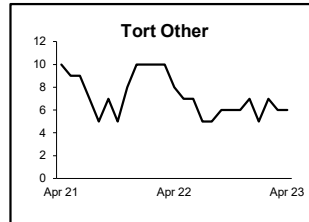
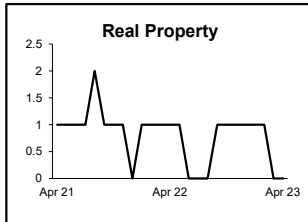
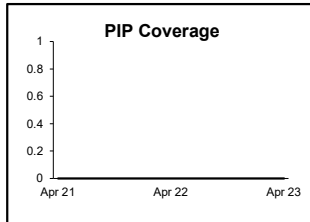
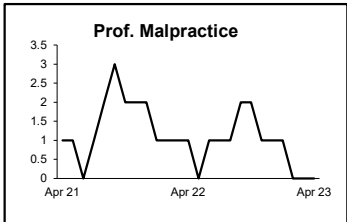
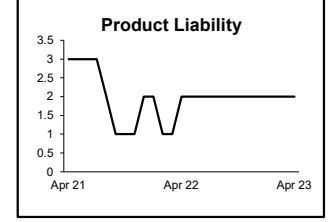
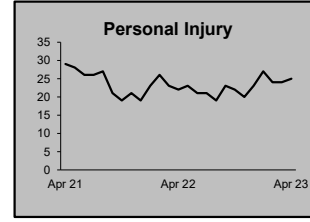
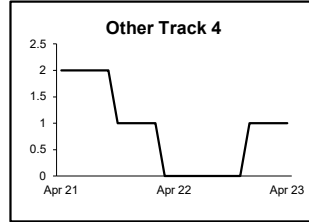
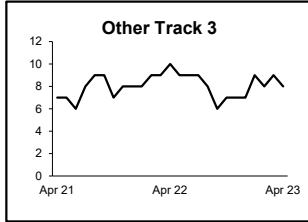
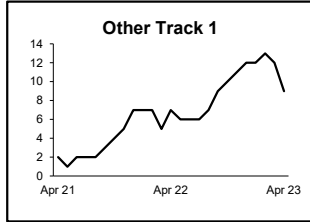
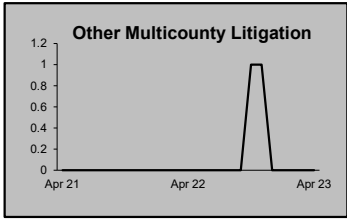
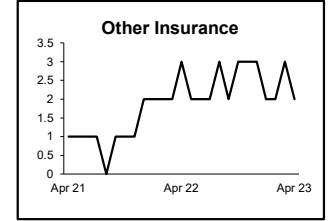
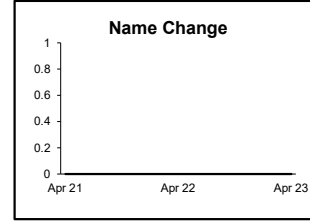
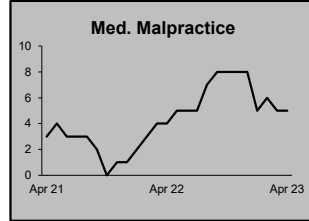
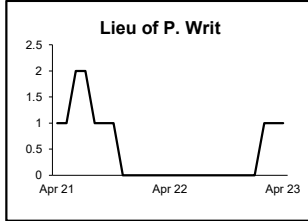
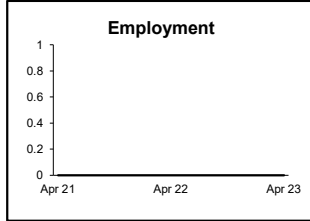
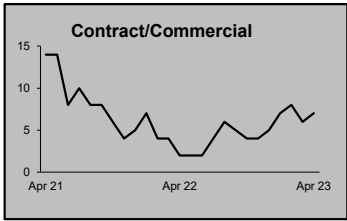
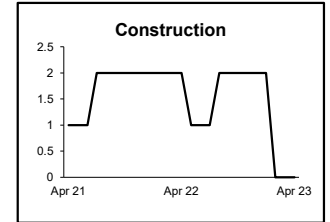
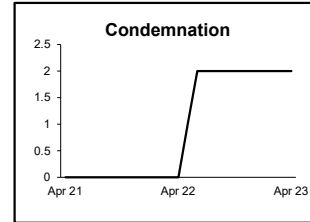
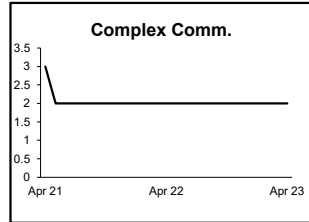
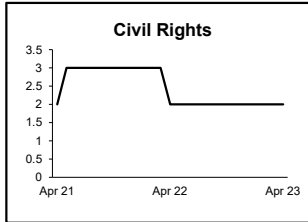
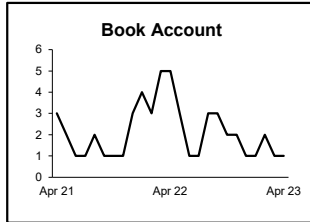
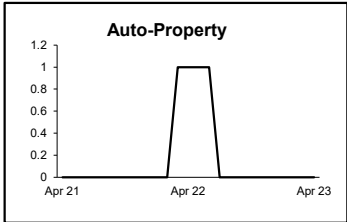
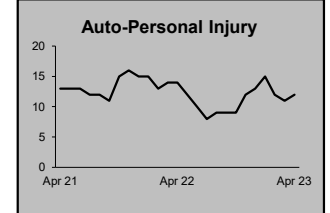
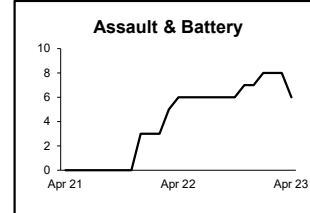
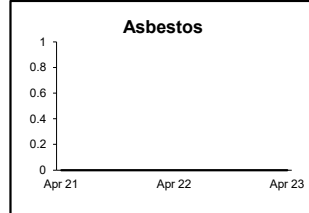
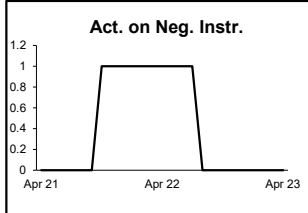
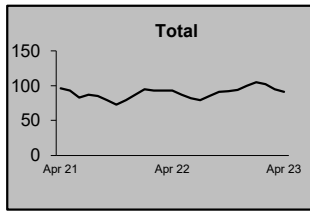
Monthly Resolutions



NOTE: Some Multicounty Litigation (MCL) cases were transferred in November 2014: Atlantic to Bergen = 8,935; Atlantic to Middlesex = 4,070.

**CIVIL BACKLOG BY CASETYPE
APRIL 2023
CAPE MAY**

	Total	
	Backlog	% chg
Apr 21	96	
Apr 22	93	-3%
Apr 23	91	-2%



- 1) Casetypes with the state's largest backlogs are highlighted.
- 2) Some Multicounty Litigation (MCL) cases were transferred in November 2014: Atlantic to Bergen = 8,935; Atlantic to Middlesex = 4,070.

CIVIL CASELOAD SUMMARY BY CASETYPE
JULY 2022 - APRIL 2023
CUMBERLAND

	Filings			Resolutions			Clearance		Backlog			Backlog Percent		Backlog Per 100 Monthly Filings		Active Pending		
	Jul 2021 to Apr 2022	Jul 2022 to Apr 2023	percent change	Jul 2021 to Apr 2022	Jul 2022 to Apr 2023	percent change	Jul 2022 - Apr 2023		Apr 2022	Apr 2023	percent change	Apr 2022	Apr 2023	Apr 2022	Apr 2023	Apr 2022	Apr 2023	percent change
						number	percent											
Act on Neg Inst	2	3	50%	2	3	50%	0	100%	0	0	0%	0%	0%	0	0	1	1	0%
Asbestos	0	0	0%	0	0	0%	0	100%	0	0	0%	0%	0%	0	0	0	0	0%
Assault & Bat	3	2	-33%	1	2	100%	0	100%	2	2	0%	29%	25%	800	800	7	8	14%
Auto - Pers Inj	186	170	-9%	228	194	-15%	24	114%	77	68	-12%	27%	26%	355	368	290	257	-11%
Auto - Property	20	20	0%	14	21	50%	1	105%	3	3	0%	17%	17%	157	133	18	18	0%
Book Account	74	62	-16%	85	51	-40%	-11	82%	8	3	-63%	21%	7%	96	45	39	41	5%
Civil Rights	7	11	57%	16	14	-13%	3	127%	6	7	17%	38%	41%	514	560	16	17	6%
Complex Comm	1	1	0%	1	0	-100%	-1	0%	0	1		0%	50%	0	1,200	1	2	100%
Condemnation	0	1		0	3		2	300%	2	0	-100%	67%	0%		0	3	0	-100%
Construction	2	10	400%	2	8	300%	-2	80%	1	0	-100%	25%	0%	400	0	4	6	50%
Contract/Comm	65	84	29%	68	73	7%	-11	87%	4	11	175%	7%	16%	52	139	61	68	11%
Employment	2	4	100%	3	1	-67%	-3	25%	1	0	-100%	33%	0%	600	0	3	3	0%
Lieu of P. Writ	2	8	300%	0	7		-1	88%	0	0	0%	0%	0%	0	0	3	5	67%
Medical Malprac	6	12	100%	4	7	75%	-5	58%	9	12	33%	36%	41%	1,543	960	25	29	16%
Name Change	33	40	21%	37	31	-16%	-9	78%	0	0	0%	0%	0%	0	0	10	17	70%
Other Insurance	3	8	167%	6	5	-17%	-3	63%	3	0	-100%	60%	0%	720	0	5	6	20%
Other MCL	0	0	0%	0	0	0%	0	100%	0	0	0%	0%	0%	0	0	0	0	0%
Other Track 1	97	62	-36%	124	66	-47%	4	106%	5	3	-40%	13%	9%	42	40	38	35	-8%
Other Track 3	32	34	6%	47	28	-40%	-6	82%	7	6	-14%	14%	12%	210	164	50	52	4%
Other Track 4	2	2	0%	1	0	-100%	-2	0%	0	1		0%	17%	0	600	4	6	50%
Personal Injury	69	81	17%	98	84	-14%	3	104%	36	33	-8%	27%	24%	404	344	132	137	4%
Prod Liability	3	1	-67%	6	2	-67%	1	200%	3	1	-67%	50%	33%	720	1,200	6	3	-50%
Prof Malpractic	2	3	50%	5	4	-20%	1	133%	3	2	-33%	33%	33%	720	800	9	6	-33%
PIP Coverage	4	3	-25%	4	1	-75%	-2	33%	0	1		0%	33%	0	400	1	3	200%
Real Property	1	5	400%	2	5	150%	0	100%	2	2	0%	40%	40%	600	480	5	5	0%
Tort Other	20	25	25%	12	24	100%	-1	96%	6	2	-67%	26%	9%	277	77	23	23	0%
Toxic Tort	0	1		0	0	0%	-1	0%	0	0	0%	0%	0%	0	0	0	1	
UM/UIM Bod Inj	17	15	-12%	19	17	-11%	2	113%	3	4	33%	18%	24%	189	229	17	17	0%
Total	653	668	2%	785	651	-17%	-17	97%	181	162	-10%	23%	21%	237	225	771	766	-1%

NOTE: Some Multicounty Litigation (MCL) cases were transferred in November 2014: Atlantic to Bergen = 8,935; Atlantic to Middlesex = 4,070.

CIVIL BACKLOG SUMMARY BY CASETYPE

April 2023

CUMBERLAND

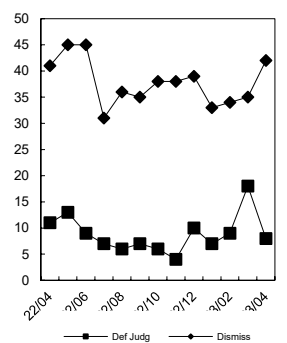
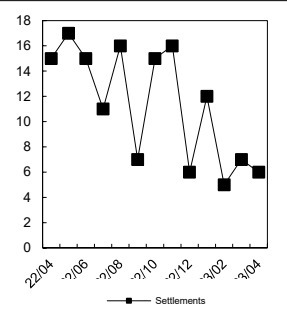
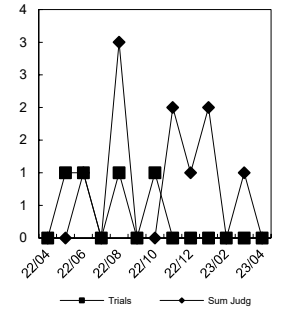
	Cases in Backlog															
	Track 1					Track 2				Track 3			Track 4			Total Backlog
	12 to 18 months	18 to 24 months	24 to 36 months	over 36 months	Total Track 1	18 to 24 months	24 to 36 months	over 36 months	Total Track 2	24 to 36 months	over 36 months	Total Track 3	24 to 36 months	over 36 months	Total Track 4	
Act on Neg Inst	0	0	0	0	0	0	0	0	0	0	0	0	0	0	0	0
Asbestos	0	0	0	0	0	0	0	0	0	0	0	0	0	0	0	0
Assault & Bat	0	0	0	0	0	0	0	0	0	1	1	2	0	0	0	2
Auto - Pers Inj	0	0	0	0	0	24	31	13	68	0	0	0	0	0	0	68
Auto - Property	0	0	0	0	0	1	1	1	3	0	0	0	0	0	0	3
Book Account	2	0	1	0	3	0	0	0	0	0	0	0	0	0	0	3
Civil Rights	0	0	0	0	0	0	0	0	0	4	3	7	0	0	0	7
Complex Comm	0	0	0	0	0	0	0	0	0	0	0	0	1	0	1	1
Condemnation	0	0	0	0	0	0	0	0	0	0	0	0	0	0	0	0
Construction	0	0	0	0	0	0	0	0	0	0	0	0	0	0	0	0
Contract/Comm	0	0	0	0	0	5	4	2	11	0	0	0	0	0	0	11
Employment	0	0	0	0	0	0	0	0	0	0	0	0	0	0	0	0
Lieu of P. Writ	0	0	0	0	0	0	0	0	0	0	0	0	0	0	0	0
Medical Malprac	0	0	0	0	0	0	0	0	0	6	6	12	0	0	0	12
Name Change	0	0	0	0	0	0	0	0	0	0	0	0	0	0	0	0
Other Insurance	0	0	0	0	0	0	0	0	0	0	0	0	0	0	0	0
Other MCL	0	0	0	0	0	0	0	0	0	0	0	0	0	0	0	0
Other Track 1	0	0	2	0	2	0	0	0	0	1	0	1	0	0	0	3
Other Track 3	0	0	0	0	0	0	0	0	0	4	2	6	0	0	0	6
Other Track 4	0	0	0	0	0	0	0	0	0	0	0	0	1	0	1	1
Personal Injury	0	0	0	0	0	14	11	8	33	0	0	0	0	0	0	33
Prod Liability	0	0	0	0	0	0	0	0	0	1	0	1	0	0	0	1
Prof Malpractic	0	0	0	0	0	0	0	0	0	1	1	2	0	0	0	2
PIP Coverage	0	1	0	0	1	0	0	0	0	0	0	0	0	0	0	1
Real Property	0	0	1	0	1	0	0	0	0	1	0	1	0	0	0	2
Tort Other	0	0	0	0	0	0	1	1	2	0	0	0	0	0	0	2
Toxic Tort	0	0	0	0	0	0	0	0	0	0	0	0	0	0	0	0
UM/UIM Bod Inj	0	0	0	0	0	3	1	0	4	0	0	0	0	0	0	4
Total	2	1	4	0	7	47	49	25	121	19	13	32	2	0	2	162

NOTE: Some Multicounty Litigation (MCL) cases were transferred in November 2014: Atlantic to Bergen = 8,935; Atlantic to Middlesex = 4,070.

**CIVIL RESOLUTION SUMMARY BY CASETYPE
JULY 2022 - APRIL 2023
CUMBERLAND**

	Trial			Summary					Total	Percent resolved by						Monthly Resolutions
	Jury	Nonjury	Total	Judgment	Settlement	Default Judgment	Dismiss	Other		Trial	Sum Jud	Settle	Default J	Dismiss	Other	
Act on Neg Inst	0	0	0	0	0	2	1	0	3	0%	0%	0%	67%	33%	0%	
Asbestos	0	0	0	0	0	0	0	0	0	0%	0%	0%	0%	0%	0%	
Assault & Bat	0	0	0	0	1	0	1	0	2	0%	0%	50%	0%	50%	0%	
Auto - Pers Inj	1	0	1	1	39	2	134	17	194	1%	1%	20%	1%	69%	9%	
Auto - Property	0	0	0	1	2	6	12	0	21	0%	5%	10%	29%	57%	0%	
Book Account	0	0	0	0	6	22	22	1	51	0%	0%	12%	43%	43%	2%	
Civil Rights	0	0	0	1	3	0	8	2	14	0%	7%	21%	0%	57%	14%	
Complex Commer	0	0	0	0	0	0	0	0	0	0%	0%	0%	0%	0%	0%	
Condemnation	0	0	0	0	0	0	1	2	3	0%	0%	0%	0%	33%	67%	
Construction	0	0	0	0	1	4	2	1	8	0%	0%	13%	50%	25%	13%	
Contract/Commer	0	1	1	0	7	18	45	2	73	1%	0%	10%	25%	62%	3%	
Employment	0	0	0	0	0	0	1	0	1	0%	0%	0%	0%	100%	0%	
Lieu of P. Writ	0	0	0	0	1	0	5	1	7	0%	0%	14%	0%	71%	14%	
Medical Malprac	0	0	0	0	2	0	4	1	7	0%	0%	29%	0%	57%	14%	
Name Change	0	0	0	0	0	0	2	29	31	0%	0%	0%	0%	6%	94%	
Other Insurance	0	0	0	0	1	0	3	1	5	0%	0%	20%	0%	60%	20%	
Other MCL	0	0	0	0	0	0	0	0	0	0%	0%	0%	0%	0%	0%	
Other Track 1	0	0	0	1	5	19	19	22	66	0%	2%	8%	29%	29%	33%	
Other Track 3	0	0	0	0	6	1	19	2	28	0%	0%	21%	4%	68%	7%	
Other Track 4	0	0	0	0	0	0	0	0	0	0%	0%	0%	0%	0%	0%	
Personal Injury	0	0	0	3	15	2	56	8	84	0%	4%	18%	2%	67%	10%	
Prod Liability	0	0	0	0	1	0	0	1	2	0%	0%	50%	0%	0%	50%	
Prof Malpractic	0	0	0	2	0	0	2	0	4	0%	50%	0%	0%	50%	0%	
PIP Coverage	0	0	0	0	0	0	1	0	1	0%	0%	0%	0%	100%	0%	
Real Property	0	0	0	0	1	1	1	2	5	0%	0%	20%	20%	20%	40%	
Tort Other	0	0	0	0	5	4	12	3	24	0%	0%	21%	17%	50%	13%	
Toxic Tort	0	0	0	0	0	0	0	0	0	0%	0%	0%	0%	0%	0%	
UM/UIM Bod Inj	0	0	0	0	5	1	10	1	17	0%	0%	29%	6%	59%	6%	
Total	1	1	2	9	101	82	361	96	651	0%	1%	16%	13%	55%	15%	

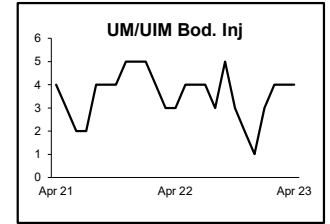
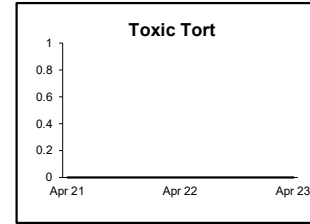
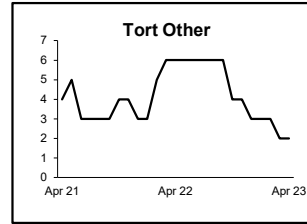
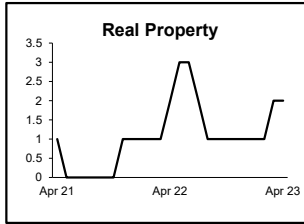
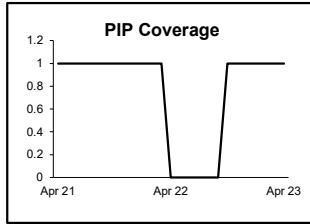
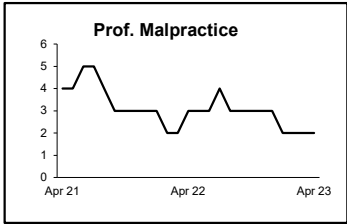
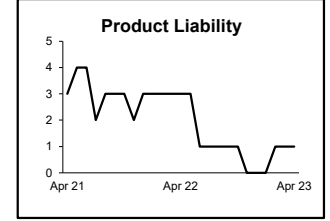
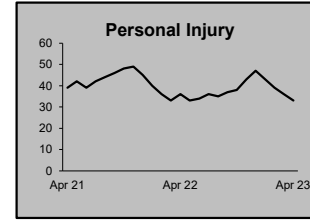
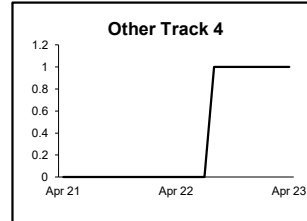
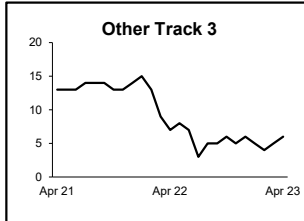
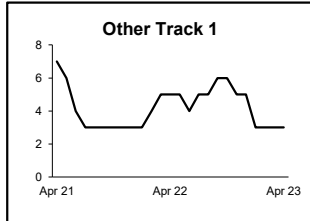
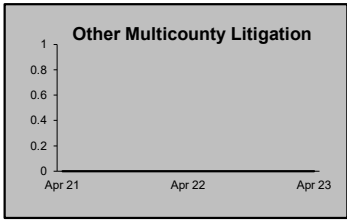
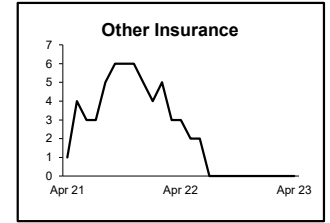
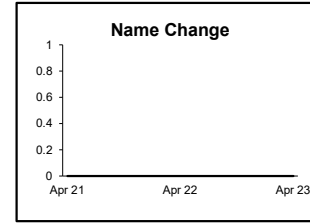
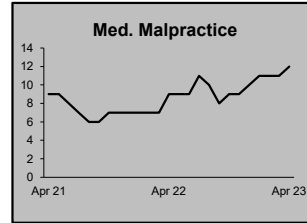
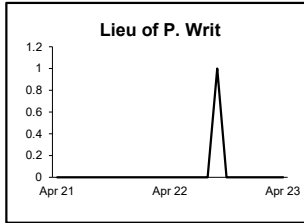
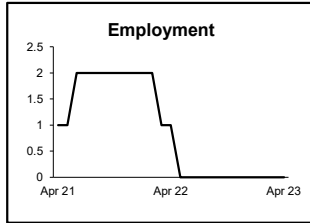
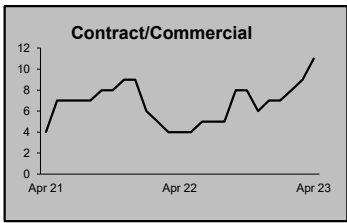
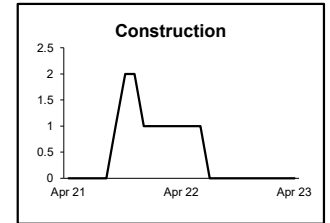
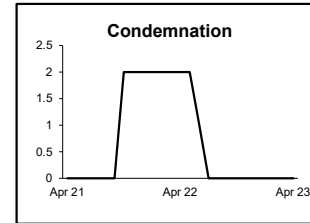
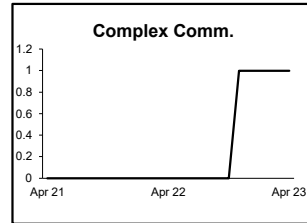
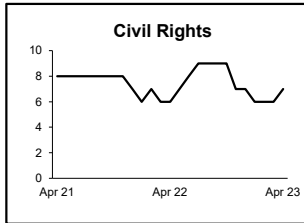
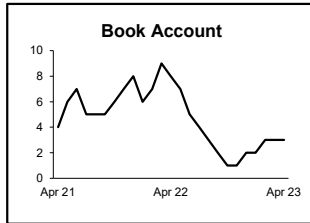
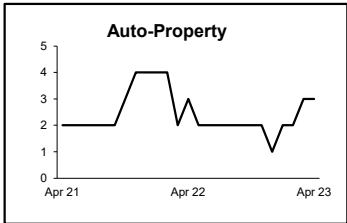
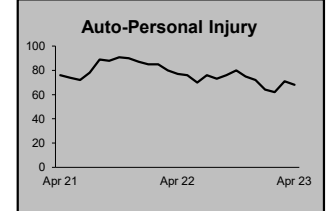
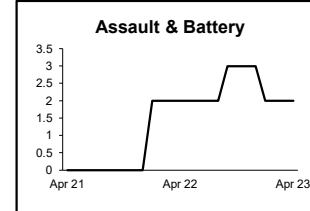
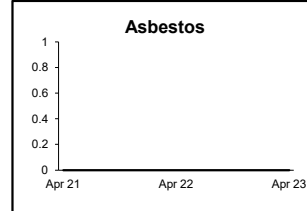
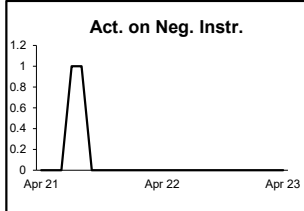
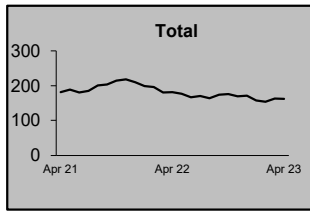
Monthly Resolutions



NOTE: Some Multicounty Litigation (MCL) cases were transferred in November 2014: Atlantic to Bergen = 8,935; Atlantic to Middlesex = 4,070.

**CIVIL BACKLOG BY CASETYPE
APRIL 2023
CUMBERLAND**

	Total	Backlog	% chg
Apr 21		181	
Apr 22		181	0%
Apr 23		162	-10%



- 1) Casetypes with the state's largest backlogs are highlighted.
- 2) Some Multicounty Litigation (MCL) cases were transferred in November 2014: Atlantic to Bergen = 8,935; Atlantic to Middlesex = 4,070.

CIVIL CASELOAD SUMMARY BY CASETYPE
JULY 2022 - APRIL 2023
ESSEX

	Filings			Resolutions			Clearance		Backlog			Backlog Percent		Backlog Per 100 Monthly Filings		Active Pending		
	Jul 2021 to Apr 2022	Jul 2022 to Apr 2023	percent change	Jul 2021 to Apr 2022	Jul 2022 to Apr 2023	percent change	Jul 2022 - Apr 2023		Apr 2022	Apr 2023	percent change	Apr 2022	Apr 2023	Apr 2022	Apr 2023	Apr 2022	Apr 2023	percent change
							number	percent										
Act on Neg Inst	18	15	-17%	40	16	-60%	1	107%	5	3	-40%	36%	27%	240	171	14	11	-21%
Asbestos	0	0	0%	0	0	0%	0	100%	0	0	0%	0%	0%	0	0	0	0	0%
Assault & Bat	102	16	-84%	22	18	-18%	2	113%	27	64	137%	15%	37%	263	2,954	175	173	-1%
Auto - Pers Inj	3,272	3,115	-5%	3,664	3,436	-6%	321	110%	2,468	2,447	-1%	37%	41%	663	750	6,643	6,009	-10%
Auto - Property	118	114	-3%	109	113	4%	-1	99%	21	17	-19%	18%	16%	165	144	116	107	-8%
Book Account	733	633	-14%	1,101	728	-34%	95	115%	93	77	-17%	17%	17%	104	112	556	443	-20%
Civil Rights	117	42	-64%	24	35	46%	-7	83%	28	35	25%	19%	22%	260	824	150	158	5%
Complex Comm	95	74	-22%	86	49	-43%	-25	66%	42	45	7%	38%	34%	446	529	110	133	21%
Condemnation	2	2	0%	2	2	0%	0	100%	2	1	-50%	40%	33%	1,200	400	5	3	-40%
Construction	40	37	-8%	48	39	-19%	2	105%	111	108	-3%	73%	72%	2,664	2,700	153	149	-3%
Contract/Comm	607	631	4%	650	620	-5%	-11	98%	209	220	5%	27%	29%	288	324	762	753	-1%
Employment	22	26	18%	19	20	5%	-6	77%	19	20	5%	42%	42%	760	727	45	48	7%
Lieu of P. Writ	26	16	-38%	34	17	-50%	1	106%	20	20	0%	42%	44%	706	1,043	48	45	-6%
Medical Malprac	103	108	5%	95	100	5%	-8	93%	220	236	7%	53%	56%	1,872	2,052	413	421	2%
Name Change	280	224	-20%	284	234	-18%	10	104%	1	2	100%	2%	4%	3	8	65	54	-17%
Other Insurance	50	48	-4%	47	63	34%	15	131%	43	33	-23%	52%	44%	832	574	82	75	-9%
Other MCL	1	1	0%	0	0	0%	-1	0%	0	0	0%	0%	0%	0	0	0	1	
Other Track 1	319	297	-7%	313	273	-13%	-24	92%	91	144	58%	28%	41%	257	455	321	349	9%
Other Track 3	159	188	18%	169	176	4%	-12	94%	137	156	14%	34%	38%	751	777	400	414	4%
Other Track 4	38	22	-42%	20	25	25%	3	114%	31	41	32%	38%	51%	827	1,587	82	80	-2%
Personal Injury	1,342	1,350	1%	1,324	1,238	-6%	-112	92%	1,057	1,077	2%	38%	38%	743	761	2,774	2,865	3%
Prod Liability	15	14	-7%	18	13	-28%	-1	93%	21	29	38%	42%	57%	1,326	2,175	50	51	2%
Prof Malpractic	25	30	20%	33	41	24%	11	137%	64	65	2%	52%	52%	2,327	1,625	122	125	2%
PIP Coverage	22	19	-14%	30	16	-47%	-3	84%	3	7	133%	20%	39%	109	365	15	18	20%
Real Property	42	26	-38%	39	30	-23%	4	115%	13	23	77%	33%	59%	252	690	40	39	-3%
Tort Other	243	173	-29%	166	145	-13%	-28	84%	98	156	59%	26%	40%	377	839	382	388	2%
Toxic Tort	0	3		4	1	-75%	-2	33%	7	9	29%	78%	75%	2,700		9	12	33%
UM/UM Bod Inj	163	132	-19%	237	162	-32%	30	123%	107	97	-9%	37%	40%	633	669	289	242	-16%
Total	7,954	7,356	-8%	8,578	7,610	-11%	254	103%	4,938	5,132	4%	36%	39%	554	655	13,821	13,166	-5%

NOTE: Some Multicounty Litigation (MCL) cases were transferred in November 2014: Atlantic to Bergen = 8,935; Atlantic to Middlesex = 4,070.

CIVIL BACKLOG SUMMARY BY CASETYPE

April 2023

ESSEX

	Cases in Backlog															
	Track 1					Track 2				Track 3			Track 4			Total Backlog
	12 to 18 months	18 to 24 months	24 to 36 months	over 36 months	Total Track 1	18 to 24 months	24 to 36 months	over 36 months	Total Track 2	24 to 36 months	over 36 months	Total Track 3	24 to 36 months	over 36 months	Total Track 4	
Act on Neg Inst	0	2	0	1	3	0	0	0	0	0	0	0	0	0	0	3
Asbestos	0	0	0	0	0	0	0	0	0	0	0	0	0	0	0	0
Assault & Bat	0	0	0	0	0	0	0	0	0	38	26	64	0	0	0	64
Auto - Pers Inj	0	0	0	0	0	832	1,037	576	2,445	0	0	0	2	0	2	2,447
Auto - Property	0	0	0	0	0	6	10	1	17	0	0	0	0	0	0	17
Book Account	25	17	14	17	73	0	0	1	1	2	0	2	0	1	1	77
Civil Rights	0	0	0	0	0	0	1	0	1	12	22	34	0	0	0	35
Complex Comm	0	0	0	0	0	0	0	0	0	0	0	0	13	32	45	45
Condemnation	0	0	0	0	0	0	0	0	0	1	0	1	0	0	0	1
Construction	0	0	0	0	0	17	23	66	106	0	0	0	0	2	2	108
Contract/Comm	0	0	0	0	0	63	71	86	220	0	0	0	0	0	0	220
Employment	0	0	0	0	0	8	5	5	18	2	0	2	0	0	0	20
Lieu of P. Writ	0	0	0	0	0	0	0	0	0	0	0	0	6	14	20	20
Medical Malprac	0	0	0	0	0	2	1	2	5	73	158	231	0	0	0	236
Name Change	1	0	1	0	2	0	0	0	0	0	0	0	0	0	0	2
Other Insurance	9	4	11	8	32	0	0	0	0	0	0	0	0	1	1	33
Other MCL	0	0	0	0	0	0	0	0	0	0	0	0	0	0	0	0
Other Track 1	43	22	19	23	107	4	2	2	8	14	13	27	1	1	2	144
Other Track 3	0	0	0	0	0	0	1	0	1	68	87	155	0	0	0	156
Other Track 4	0	0	0	0	0	1	0	0	1	0	0	0	11	29	40	41
Personal Injury	0	0	0	0	0	292	430	306	1,028	33	16	49	0	0	0	1,077
Prod Liability	0	0	0	0	0	0	0	0	0	13	15	28	1	0	1	29
Prof Malpractic	0	0	0	0	0	0	0	1	1	23	41	64	0	0	0	65
PIP Coverage	3	2	1	1	7	0	0	0	0	0	0	0	0	0	0	7
Real Property	9	5	1	8	23	0	0	0	0	0	0	0	0	0	0	23
Tort Other	0	0	0	0	0	31	40	40	111	43	2	45	0	0	0	156
Toxic Tort	0	0	0	0	0	0	0	0	0	2	7	9	0	0	0	9
UM/UIM Bod Inj	0	0	0	0	0	40	35	21	96	0	1	1	0	0	0	97
Total	90	52	47	58	247	1,296	1,656	1,107	4,059	324	388	712	34	80	114	5,132

NOTE: Some Multicounty Litigation (MCL) cases were transferred in November 2014: Atlantic to Bergen = 8,935; Atlantic to Middlesex = 4,070.

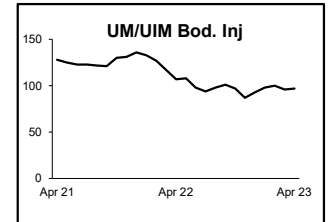
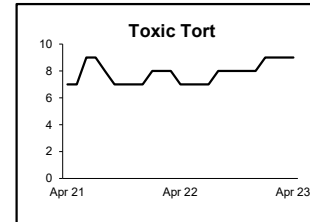
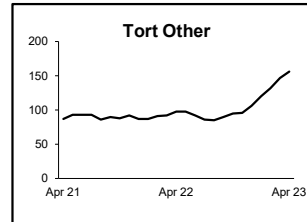
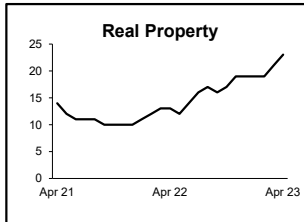
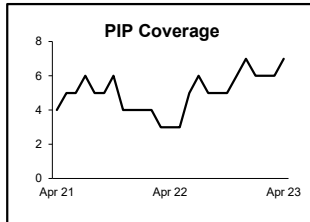
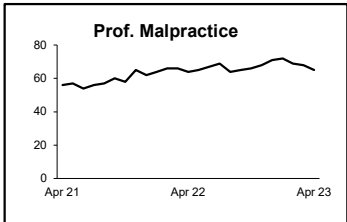
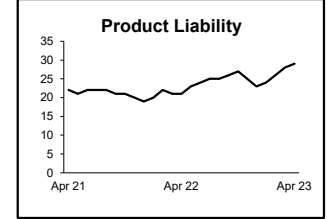
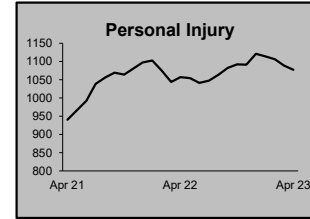
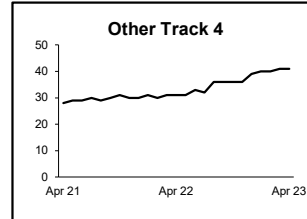
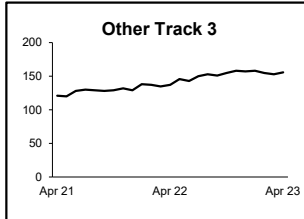
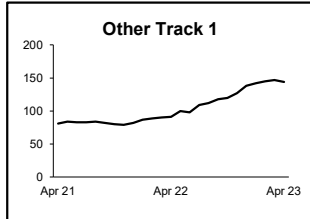
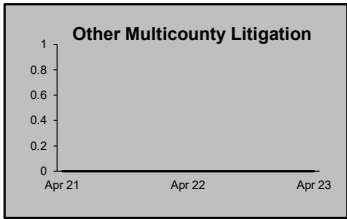
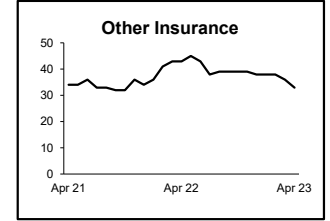
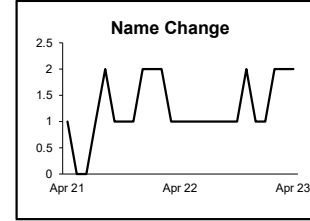
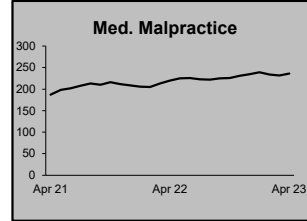
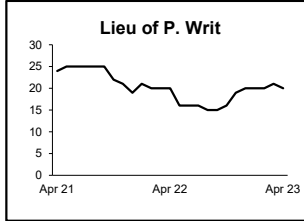
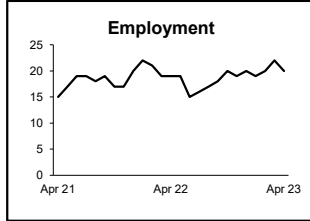
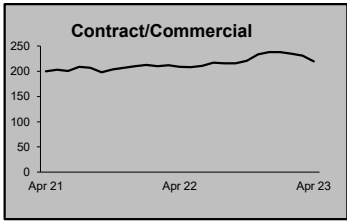
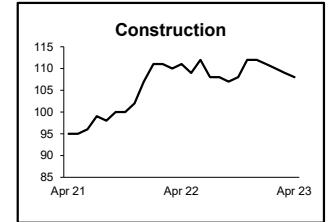
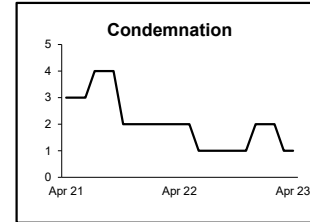
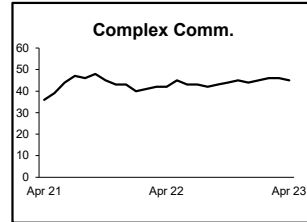
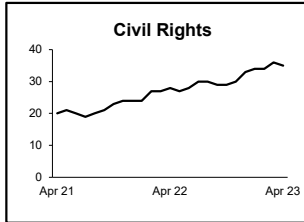
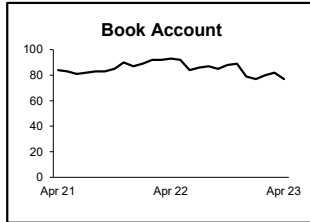
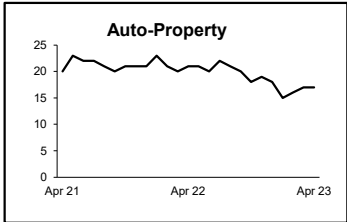
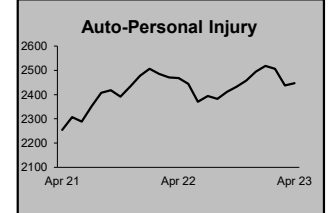
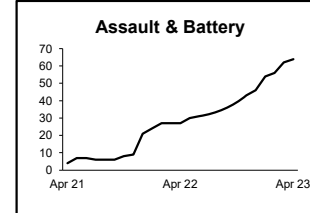
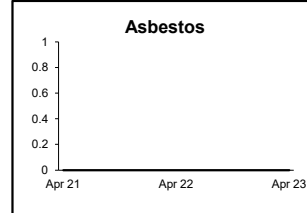
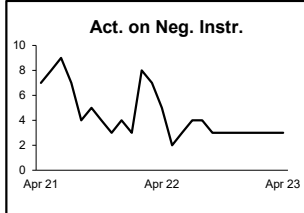
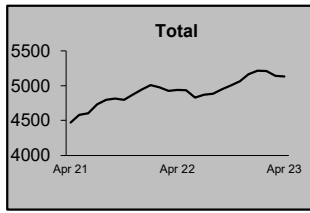
CIVIL RESOLUTION SUMMARY BY CASETYPE
JULY 2022 - APRIL 2023
ESSEX

	Trial			Summary					Total	Percent resolved by						Monthly Resolutions
	Jury	Nonjury	Total	Judgment	Settlement	Default Judgment	Dismiss	Other		Trial	Sum Jud	Settle	Default J	Dismiss	Other	
Act on Neg Inst	0	0	0	3	0	5	7	1	16	0%	19%	0%	31%	44%	6%	
Asbestos	0	0	0	0	0	0	0	0	0	0%	0%	0%	0%	0%		
Assault & Bat	0	0	0	1	1	0	16	0	18	0%	6%	6%	0%	89%	0%	
Auto - Pers Inj	17	1	18	46	545	11	2,719	97	3,436	1%	1%	16%	0%	79%	3%	
Auto - Property	0	1	1	9	8	34	60	1	113	1%	8%	7%	30%	53%	1%	
Book Account	0	1	1	109	63	196	356	3	728	0%	15%	9%	27%	49%	0%	
Civil Rights	1	0	1	0	3	0	21	10	35	3%	0%	9%	0%	60%	29%	
Complex Commer	0	0	0	0	6	0	32	11	49	0%	0%	12%	0%	65%	22%	
Condemnation	0	0	0	0	1	0	1	0	2	0%	0%	50%	0%	50%	0%	
Construction	1	0	1	1	7	2	27	1	39	3%	3%	18%	5%	69%	3%	
Contract/Commer	2	3	5	47	69	81	404	14	620	1%	8%	11%	13%	65%	2%	
Employment	0	1	1	1	1	1	13	3	20	5%	5%	5%	5%	65%	15%	
Lieu of P. Writ	0	0	0	1	0	0	16	0	17	0%	6%	0%	0%	94%	0%	
Medical Malprac	2	0	2	0	22	0	72	4	100	2%	0%	22%	0%	72%	4%	
Name Change	0	0	0	0	0	0	10	224	234	0%	0%	0%	0%	4%	96%	
Other Insurance	0	0	0	6	8	5	40	4	63	0%	10%	13%	8%	63%	6%	
Other MCL	0	0	0	0	0	0	0	0	0	0%	0%	0%	0%	0%	0%	
Other Track 1	0	0	0	17	28	19	195	14	273	0%	6%	10%	7%	71%	5%	
Other Track 3	1	0	1	4	15	0	140	16	176	1%	2%	9%	0%	80%	9%	
Other Track 4	0	0	0	7	2	3	13	0	25	0%	28%	8%	12%	52%	0%	
Personal Injury	9	0	9	19	242	4	900	64	1,238	1%	2%	20%	0%	73%	5%	
Prod Liability	0	0	0	0	4	0	7	2	13	0%	0%	31%	0%	54%	15%	
Prof Malpractic	0	0	0	3	4	0	30	4	41	0%	7%	10%	0%	73%	10%	
PIP Coverage	0	0	0	0	0	0	16	0	16	0%	0%	0%	0%	100%	0%	
Real Property	0	0	0	3	0	1	24	2	30	0%	10%	0%	3%	80%	7%	
Tort Other	0	1	1	3	20	7	109	5	145	1%	2%	14%	5%	75%	3%	
Toxic Tort	0	0	0	0	0	0	1	0	1	0%	0%	0%	0%	100%	0%	
UM/UIM Bod Inj	0	0	0	0	31	0	128	3	162	0%	0%	19%	0%	79%	2%	
Total	33	8	41	280	1,080	369	5,357	483	7,610	1%	4%	14%	5%	70%	6%	

NOTE: Some Multicounty Litigation (MCL) cases were transferred in November 2014: Atlantic to Bergen = 8,935; Atlantic to Middlesex = 4,070.

**CIVIL BACKLOG BY CASETYPE
APRIL 2023
ESSEX**

	Total	Backlog	% chg
Apr 21		4,473	
Apr 22		4,938	10%
Apr 23		5,132	4%



- 1) Casetypes with the state's largest backlogs are highlighted.
- 2) Some Multicounty Litigation (MCL) cases were transferred in November 2014: Atlantic to Bergen = 8,935; Atlantic to Middlesex = 4,070.

**CIVIL CASELOAD SUMMARY BY CASETYPE
JULY 2022 - APRIL 2023
GLOUCESTER**

	Filings			Resolutions			Clearance		Backlog			Backlog Percent		Backlog Per 100 Monthly Filings		Active Pending		
	Jul 2021 to Apr 2022	Jul 2022 to Apr 2023	percent change	Jul 2021 to Apr 2022	Jul 2022 to Apr 2023	percent change	Jul 2022 - Apr 2023		Apr 2022	Apr 2023	percent change	Apr 2022	Apr 2023	Apr 2022	Apr 2023	Apr 2022	Apr 2023	percent change
							number	percent										
Act on Neg Inst	1	2	100%	2	1	-50%	-1	50%	0	0	0%	0%	0%	0	0	0	2	
Asbestos	0	0	0%	0	0	0%	0	100%	0	0	0%	0%	0%	0	0	0	0	0%
Assault & Bat	4	4	0%	1	2	100%	-2	50%	0	0	0%	0%	0%	0	0	4	7	75%
Auto - Pers Inj	319	309	-3%	349	339	-3%	30	110%	105	92	-12%	21%	21%	282	273	493	431	-13%
Auto - Property	15	14	-7%	14	21	50%	7	150%	3	3	0%	16%	27%	157	171	19	11	-42%
Book Account	164	153	-7%	209	135	-35%	-18	88%	18	9	-50%	21%	10%	95	54	85	93	9%
Civil Rights	10	4	-60%	9	7	-22%	3	175%	1	2	100%	8%	22%	92	480	12	9	-25%
Complex Comm	2	3	50%	3	2	-33%	-1	67%	2	3	50%	29%	43%	400	1,200	7	7	0%
Condemnation	3	6	100%	0	7		1	117%	1	1	0%	20%	33%	300	133	5	3	-40%
Construction	9	9	0%	10	8	-20%	-1	89%	2	4	100%	20%	36%	200	436	10	11	10%
Contract/Comm	171	182	6%	180	178	-1%	-4	98%	21	16	-24%	13%	10%	113	82	162	158	-2%
Employment	8	7	-13%	6	9	50%	2	129%	2	2	0%	18%	25%	218	240	11	8	-27%
Lieu of P. Writ	9	13	44%	11	4	-64%	-9	31%	0	0	0%	0%	0%	0	0	7	13	86%
Medical Malprac	20	24	20%	23	15	-35%	-9	63%	22	23	5%	39%	37%	978	1,022	56	62	11%
Name Change	81	83	2%	72	77	7%	-6	93%	1	0	-100%	5%	0%	12	0	22	22	0%
Other Insurance	14	5	-64%	14	9	-36%	4	180%	3	4	33%	25%	57%	240	800	12	7	-42%
Other MCL	0	0	0%	0	0	0%	0	100%	0	0	0%	0%	0%	0	0	0	0	0%
Other Track 1	113	89	-21%	104	71	-32%	-18	80%	13	13	0%	17%	18%	106	129	75	72	-4%
Other Track 3	48	62	29%	64	53	-17%	-9	85%	9	15	67%	11%	19%	159	243	81	81	0%
Other Track 4	4	8	100%	7	6	-14%	-2	75%	14	16	14%	70%	70%	4,200	2,400	20	23	15%
Personal Injury	150	189	26%	144	155	8%	-34	82%	52	50	-4%	22%	18%	335	239	241	272	13%
Prod Liability	8	3	-63%	2	7	250%	4	233%	3	2	-33%	25%	33%	400	800	12	6	-50%
Prof Malpractic	10	7	-30%	22	8	-64%	1	114%	8	11	38%	33%	42%	873	1,320	24	26	8%
PIP Coverage	7	5	-29%	5	6	20%	1	120%	1	0	-100%	25%	0%	171	0	4	1	-75%
Real Property	11	8	-27%	6	10	67%	2	125%	1	4	300%	9%	44%	86	436	11	9	-18%
Tort Other	35	26	-26%	28	24	-14%	-2	92%	7	15	114%	16%	37%	183	439	44	41	-7%
Toxic Tort	0	0	0%	1	0	-100%	0	100%	0	0	0%	0%	0%	0	0	0	0	0%
UM/UM Bod Inj	28	28	0%	36	26	-28%	-2	93%	11	9	-18%	23%	20%	338	300	47	44	-6%
Total	1,244	1,243	0%	1,322	1,180	-11%	-63	95%	300	294	-2%	20%	21%	217	217	1,464	1,419	-3%

NOTE: Some Multicounty Litigation (MCL) cases were transferred in November 2014: Atlantic to Bergen = 8,935; Atlantic to Middlesex = 4,070.

CIVIL BACKLOG SUMMARY BY CASETYPE

April 2023

GLOUCESTER

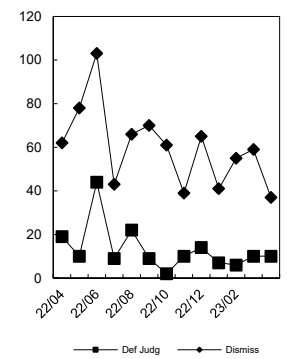
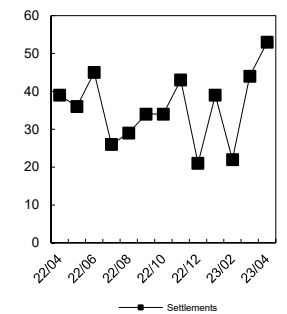
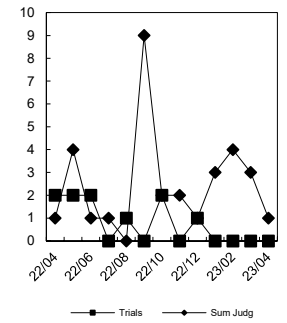
	Cases in Backlog															
	Track 1					Track 2				Track 3			Track 4			Total Backlog
	12 to 18 months	18 to 24 months	24 to 36 months	over 36 months	Total Track 1	18 to 24 months	24 to 36 months	over 36 months	Total Track 2	24 to 36 months	over 36 months	Total Track 3	24 to 36 months	over 36 months	Total Track 4	
Act on Neg Inst	0	0	0	0	0	0	0	0	0	0	0	0	0	0	0	0
Asbestos	0	0	0	0	0	0	0	0	0	0	0	0	0	0	0	0
Assault & Bat	0	0	0	0	0	0	0	0	0	0	0	0	0	0	0	0
Auto - Pers Inj	0	0	0	0	0	48	37	7	92	0	0	0	0	0	0	92
Auto - Property	0	0	0	0	0	1	2	0	3	0	0	0	0	0	0	3
Book Account	6	2	1	0	9	0	0	0	0	0	0	0	0	0	0	9
Civil Rights	0	0	0	0	0	0	0	0	0	2	0	2	0	0	0	2
Complex Comm	0	0	0	0	0	0	0	0	0	0	0	0	2	1	3	3
Condemnation	0	0	0	0	0	0	0	0	0	1	0	1	0	0	0	1
Construction	0	0	0	0	0	0	3	1	4	0	0	0	0	0	0	4
Contract/Comm	0	0	0	0	0	8	5	3	16	0	0	0	0	0	0	16
Employment	0	0	0	0	0	2	0	0	2	0	0	0	0	0	0	2
Lieu of P. Writ	0	0	0	0	0	0	0	0	0	0	0	0	0	0	0	0
Medical Malprac	0	0	0	0	0	0	0	0	0	13	10	23	0	0	0	23
Name Change	0	0	0	0	0	0	0	0	0	0	0	0	0	0	0	0
Other Insurance	1	1	2	0	4	0	0	0	0	0	0	0	0	0	0	4
Other MCL	0	0	0	0	0	0	0	0	0	0	0	0	0	0	0	0
Other Track 1	6	3	1	1	11	1	0	0	1	0	1	1	0	0	0	13
Other Track 3	0	0	0	0	0	0	0	0	0	11	4	15	0	0	0	15
Other Track 4	0	0	0	0	0	0	0	0	0	0	0	0	5	11	16	16
Personal Injury	0	0	0	0	0	26	18	5	49	1	0	1	0	0	0	50
Prod Liability	0	0	0	0	0	0	0	0	0	2	0	2	0	0	0	2
Prof Malpractic	0	0	0	0	0	0	0	0	0	5	6	11	0	0	0	11
PIP Coverage	0	0	0	0	0	0	0	0	0	0	0	0	0	0	0	0
Real Property	1	3	0	0	4	0	0	0	0	0	0	0	0	0	0	4
Tort Other	0	0	0	0	0	7	7	1	15	0	0	0	0	0	0	15
Toxic Tort	0	0	0	0	0	0	0	0	0	0	0	0	0	0	0	0
UM/UIM Bod Inj	0	0	0	0	0	4	3	2	9	0	0	0	0	0	0	9
Total	14	9	4	1	28	97	75	19	191	35	21	56	7	12	19	294

NOTE: Some Multicounty Litigation (MCL) cases were transferred in November 2014: Atlantic to Bergen = 8,935; Atlantic to Middlesex = 4,070.

CIVIL RESOLUTION SUMMARY BY CASETYPE
JULY 2022 - APRIL 2023
GLOUCESTER

	Trial			Summary					Total	Percent resolved by					
	Jury	Nonjury	Total	Judgment	Settlement	Default Judgment	Dismiss	Other		Trial	Sum Jud	Settle	Default J	Dismiss	Other
Act on Neg Inst	0	0	0	0	0	1	0	0	1	0%	0%	0%	100%	0%	0%
Asbestos	0	0	0	0	0	0	0	0	0	0%	0%	0%	0%	0%	0%
Assault & Bat	0	0	0	0	0	0	1	1	2	0%	0%	0%	0%	50%	50%
Auto - Pers Inj	1	0	1	2	136	2	180	18	339	0%	1%	40%	1%	53%	5%
Auto - Property	0	0	0	0	3	9	9	0	21	0%	0%	14%	43%	43%	0%
Book Account	0	1	1	3	34	46	51	0	135	1%	2%	25%	34%	38%	0%
Civil Rights	0	0	0	1	0	0	6	0	7	0%	14%	0%	0%	86%	0%
Complex Commer	0	0	0	1	0	0	1	0	2	0%	50%	0%	0%	50%	0%
Condemnation	0	0	0	0	2	0	1	4	7	0%	0%	29%	0%	14%	57%
Construction	0	0	0	0	3	2	3	0	8	0%	0%	38%	25%	38%	0%
Contract/Commer	0	1	1	7	47	27	82	14	178	1%	4%	26%	15%	46%	8%
Employment	0	0	0	0	2	0	5	2	9	0%	0%	22%	0%	56%	22%
Lieu of P. Writ	0	0	0	0	0	0	1	3	4	0%	0%	0%	0%	25%	75%
Medical Malprac	0	0	0	1	11	0	1	2	15	0%	7%	73%	0%	7%	13%
Name Change	0	0	0	0	0	0	4	73	77	0%	0%	0%	0%	5%	95%
Other Insurance	0	0	0	1	3	0	4	1	9	0%	11%	33%	0%	44%	11%
Other MCL	0	0	0	0	0	0	0	0	0	0%	0%	0%	0%	0%	0%
Other Track 1	0	0	0	2	20	4	23	22	71	0%	3%	28%	6%	32%	31%
Other Track 3	0	0	0	1	9	1	35	7	53	0%	2%	17%	2%	66%	13%
Other Track 4	0	0	0	0	2	2	1	1	6	0%	0%	33%	33%	17%	17%
Personal Injury	0	0	0	5	45	5	82	18	155	0%	3%	29%	3%	53%	12%
Prod Liability	0	0	0	0	2	0	4	1	7	0%	0%	29%	0%	57%	14%
Prof Malpractic	0	0	0	1	4	0	3	0	8	0%	13%	50%	0%	38%	0%
PIP Coverage	0	0	0	0	0	0	5	1	6	0%	0%	0%	0%	83%	17%
Real Property	0	0	0	0	2	0	6	2	10	0%	0%	20%	0%	60%	20%
Tort Other	0	1	1	1	8	0	14	0	24	4%	4%	33%	0%	58%	0%
Toxic Tort	0	0	0	0	0	0	0	0	0	0%	0%	0%	0%	0%	0%
UM/UIM Bod Inj	0	0	0	0	12	0	14	0	26	0%	0%	46%	0%	54%	0%
Total	1	3	4	26	345	99	536	170	1,180	0%	2%	29%	8%	45%	14%

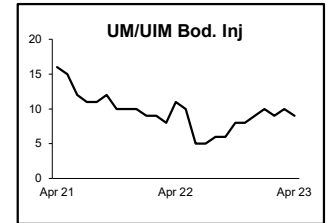
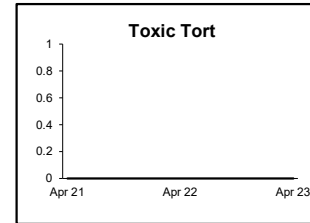
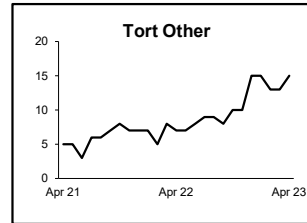
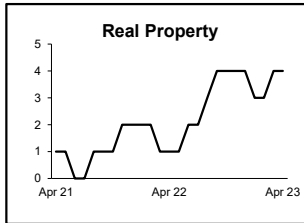
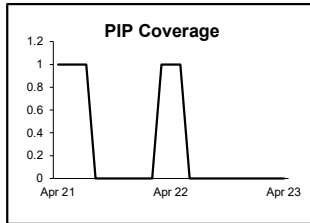
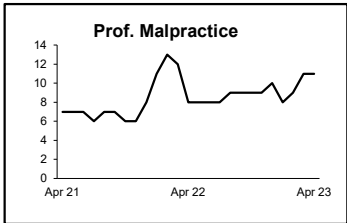
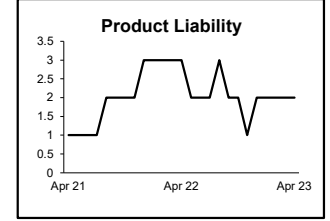
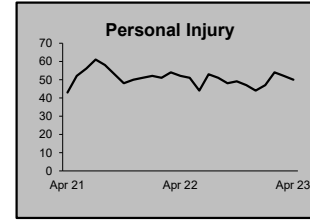
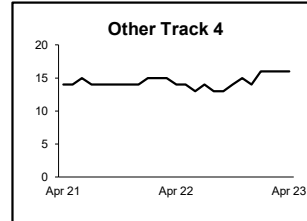
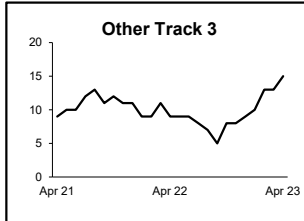
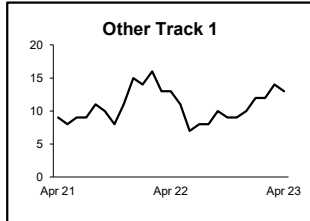
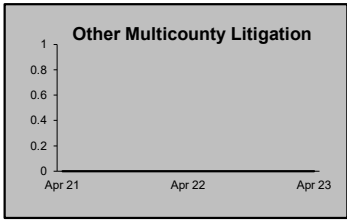
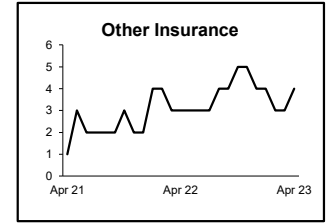
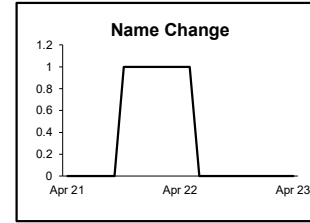
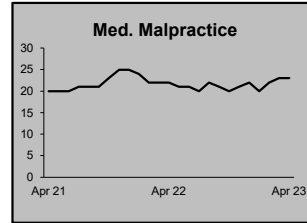
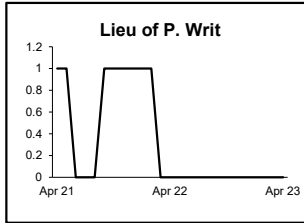
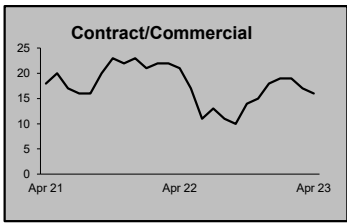
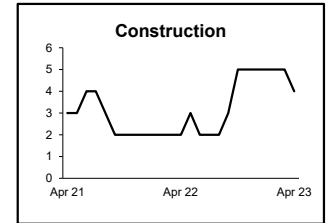
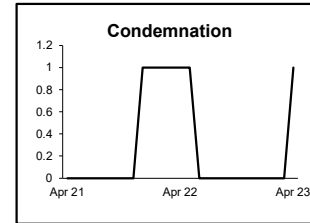
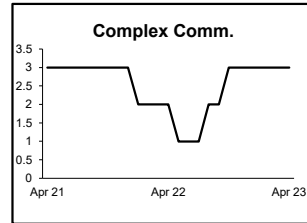
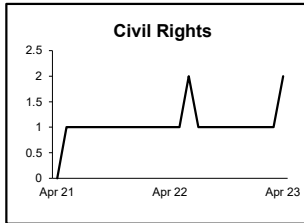
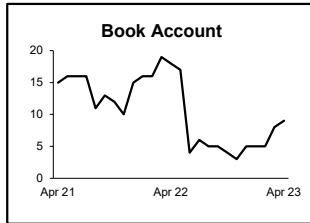
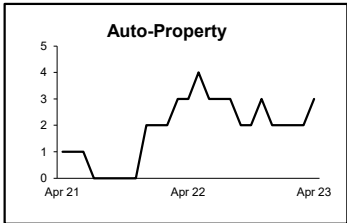
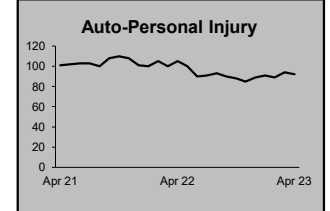
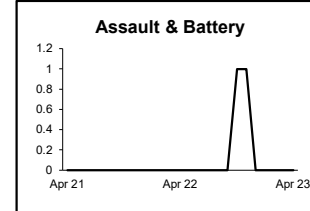
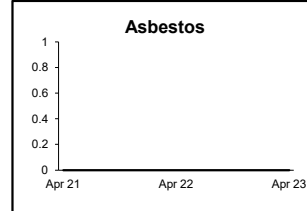

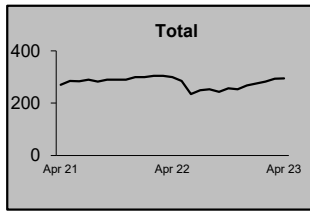
Monthly Resolutions



NOTE: Some Multicounty Litigation (MCL) cases were transferred in November 2014: Atlantic to Bergen = 8,935; Atlantic to Middlesex = 4,070.

**CIVIL BACKLOG BY CASETYPE
APRIL 2023
GLOUCESTER**

	Total	
	Backlog	% chg
Apr 21	270	
Apr 22	300	11%
Apr 23	294	-2%



- 1) Casetypes with the state's largest backlogs are highlighted.
- 2) Some Multicounty Litigation (MCL) cases were transferred in November 2014: Atlantic to Bergen = 8,935; Atlantic to Middlesex = 4,070.

CIVIL CASELOAD SUMMARY BY CASETYPE
JULY 2022 - APRIL 2023
HUDSON

	Filings			Resolutions			Clearance		Backlog			Backlog Percent		Backlog Per 100 Monthly Filings		Active Pending		
	Jul 2021 to Apr 2022	Jul 2022 to Apr 2023	percent change	Jul 2021 to Apr 2022	Jul 2022 to Apr 2023	percent change	Jul 2022 - Apr 2023		Apr 2022	Apr 2023	percent change	Apr 2022	Apr 2023	Apr 2022	Apr 2023	Apr 2022	Apr 2023	percent change
							number	percent										
Act on Neg Inst	4	3	-25%	5	3	-40%	0	100%	0	0	0%	0%	0%	0	0	3	1	-67%
Asbestos	0	0	0%	0	0	0%	0	100%	0	0	0%	0%	0%	0	0	0	0	0%
Assault & Bat	24	11	-54%	15	12	-20%	1	109%	3	12	300%	8%	30%	129	1,029	39	40	3%
Auto - Pers Inj	1,645	1,469	-11%	1,856	1,773	-4%	304	121%	771	640	-17%	28%	28%	419	406	2,760	2,315	-16%
Auto - Property	54	60	11%	59	69	17%	9	115%	9	2	-78%	17%	4%	154	29	53	47	-11%
Book Account	461	386	-16%	580	455	-22%	69	118%	45	33	-27%	16%	13%	84	70	280	249	-11%
Civil Rights	9	11	22%	5	12	140%	1	109%	8	5	-38%	42%	31%	800	429	19	16	-16%
Complex Comm	13	34	162%	17	25	47%	-9	74%	9	9	0%	36%	24%	514	277	25	38	52%
Condemnation	5	6	20%	1	5	400%	-1	83%	8	7	-13%	53%	39%	1,920	933	15	18	20%
Construction	12	27	125%	25	20	-20%	-7	74%	14	8	-43%	61%	27%	988	300	23	30	30%
Contract/Comm	467	515	10%	532	463	-13%	-52	90%	100	97	-3%	20%	18%	180	178	490	534	9%
Employment	5	11	120%	8	9	13%	-2	82%	6	6	0%	50%	50%	655	600	12	12	0%
Lieu of P. Writ	36	31	-14%	31	23	-26%	-8	74%	18	23	28%	28%	32%	470	613	65	71	9%
Medical Malprac	30	33	10%	35	31	-11%	-2	94%	35	48	37%	36%	45%	1,050	1,440	96	107	11%
Name Change	179	198	11%	193	182	-6%	-16	92%	1	0	-100%	6%	0%	5	0	18	33	83%
Other Insurance	29	27	-7%	30	29	-3%	2	107%	11	10	-9%	37%	40%	307	343	30	25	-17%
Other MCL	0	0	0%	0	0	0%	0	100%	0	0	0%	0%	0%	0	0	0	0	0%
Other Track 1	247	174	-30%	244	195	-20%	21	112%	50	48	-4%	28%	35%	177	232	178	138	-22%
Other Track 3	92	95	3%	84	91	8%	-4	96%	43	50	16%	27%	30%	430	545	162	166	2%
Other Track 4	9	8	-11%	12	16	33%	8	200%	22	22	0%	51%	65%	1,467	2,200	43	34	-21%
Personal Injury	590	546	-7%	631	571	-10%	25	105%	372	326	-12%	33%	31%	582	552	1,126	1,039	-8%
Prod Liability	10	10	0%	10	11	10%	1	110%	3	2	-33%	18%	11%	277	160	17	19	12%
Prof Malpractic	16	13	-19%	15	16	7%	3	123%	22	28	27%	46%	60%	1,320	1,600	48	47	-2%
PIP Coverage	15	11	-27%	20	12	-40%	1	109%	4	1	-75%	33%	11%	209	86	12	9	-25%
Real Property	19	25	32%	17	21	24%	-4	84%	12	7	-42%	50%	26%	514	255	24	27	13%
Tort Other	122	127	4%	117	112	-4%	-15	88%	49	56	14%	29%	31%	423	400	170	179	5%
Toxic Tort	2	1	-50%	1	1	0%	0	100%	0	0	0%	0%	0%	0	0	2	2	0%
UM/UIM Bod Inj	71	57	-20%	79	69	-13%	12	121%	32	31	-3%	28%	32%	422	465	113	97	-14%
Total	4,166	3,889	-7%	4,622	4,226	-9%	337	109%	1,647	1,471	-11%	28%	28%	353	348	5,823	5,293	-9%

NOTE: Some Multicounty Litigation (MCL) cases were transferred in November 2014: Atlantic to Bergen = 8,935; Atlantic to Middlesex = 4,070.

CIVIL BACKLOG SUMMARY BY CASETYPE

April 2023

HUDSON

	Cases in Backlog															
	Track 1					Track 2				Track 3			Track 4			Total Backlog
	12 to 18 months	18 to 24 months	24 to 36 months	over 36 months	Total Track 1	18 to 24 months	24 to 36 months	over 36 months	Total Track 2	24 to 36 months	over 36 months	Total Track 3	24 to 36 months	over 36 months	Total Track 4	
Act on Neg Inst	0	0	0	0	0	0	0	0	0	0	0	0	0	0	0	0
Asbestos	0	0	0	0	0	0	0	0	0	0	0	0	0	0	0	0
Assault & Bat	0	0	0	0	0	0	0	0	0	12	0	12	0	0	0	12
Auto - Pers Inj	0	0	0	0	0	243	285	112	640	0	0	0	0	0	0	640
Auto - Property	0	0	0	0	0	1	0	1	2	0	0	0	0	0	0	2
Book Account	10	8	10	4	32	0	0	0	0	0	0	0	0	1	1	33
Civil Rights	0	0	0	0	0	0	0	0	0	1	4	5	0	0	0	5
Complex Comm	0	0	0	0	0	0	0	0	0	0	0	0	1	8	9	9
Condemnation	0	0	0	0	0	0	0	0	0	3	4	7	0	0	0	7
Construction	0	0	0	0	0	1	1	6	8	0	0	0	0	0	0	8
Contract/Comm	0	0	0	0	0	36	35	26	97	0	0	0	0	0	0	97
Employment	0	0	0	0	0	2	2	2	6	0	0	0	0	0	0	6
Lieu of P. Writ	0	0	0	0	0	0	0	0	0	0	0	0	10	13	23	23
Medical Malprac	0	0	0	0	0	0	0	0	0	24	24	48	0	0	0	48
Name Change	0	0	0	0	0	0	0	0	0	0	0	0	0	0	0	0
Other Insurance	3	3	4	0	10	0	0	0	0	0	0	0	0	0	0	10
Other MCL	0	0	0	0	0	0	0	0	0	0	0	0	0	0	0	0
Other Track 1	10	7	19	7	43	2	2	0	4	0	0	0	1	0	1	48
Other Track 3	0	0	0	0	0	0	0	0	0	23	27	50	0	0	0	50
Other Track 4	0	0	0	0	0	0	0	0	0	0	0	0	9	13	22	22
Personal Injury	0	0	0	0	0	126	124	76	326	0	0	0	0	0	0	326
Prod Liability	0	0	0	0	0	0	0	0	0	2	0	2	0	0	0	2
Prof Malpractic	0	0	0	0	0	0	0	0	0	11	17	28	0	0	0	28
PIP Coverage	0	1	0	0	1	0	0	0	0	0	0	0	0	0	0	1
Real Property	2	2	2	1	7	0	0	0	0	0	0	0	0	0	0	7
Tort Other	0	0	0	0	0	13	18	25	56	0	0	0	0	0	0	56
Toxic Tort	0	0	0	0	0	0	0	0	0	0	0	0	0	0	0	0
UM/UIM Bod Inj	0	0	0	0	0	16	11	4	31	0	0	0	0	0	0	31
Total	25	21	35	12	93	440	478	252	1,170	76	76	152	21	35	56	1,471

NOTE: Some Multicounty Litigation (MCL) cases were transferred in November 2014: Atlantic to Bergen = 8,935; Atlantic to Middlesex = 4,070.

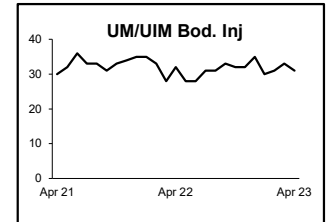
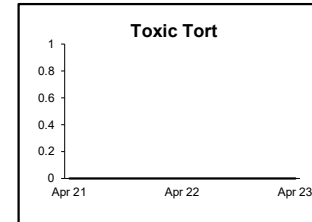
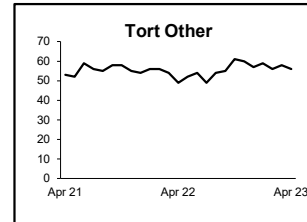
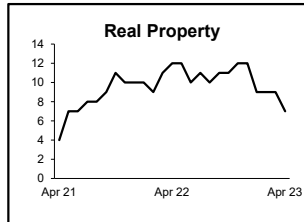
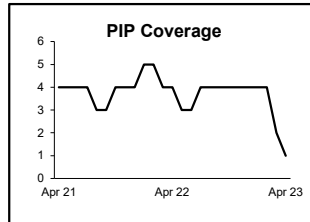
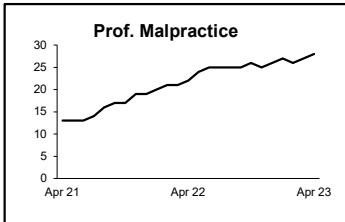
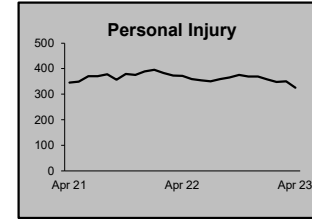
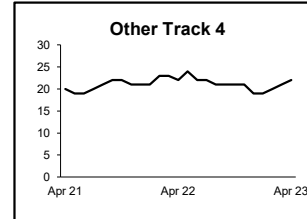
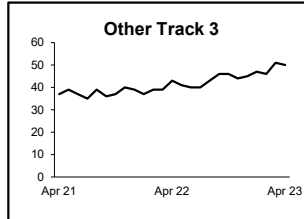
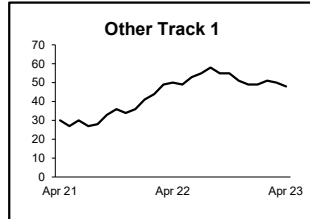
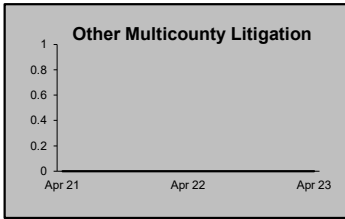
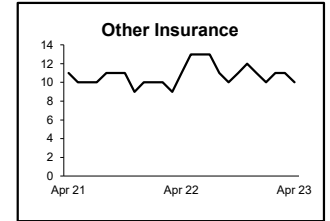
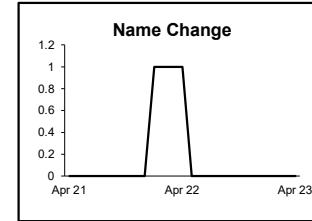
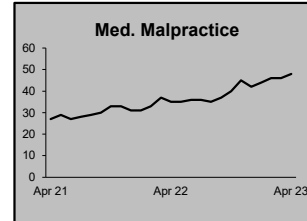
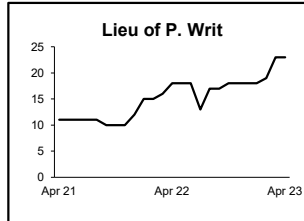
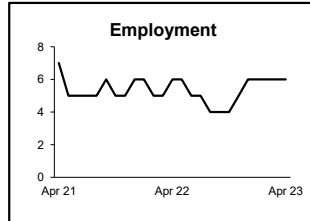
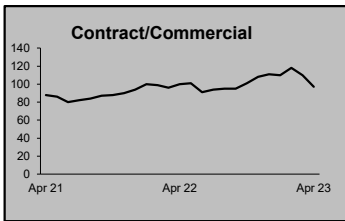
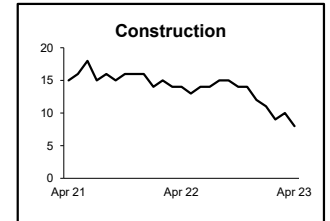
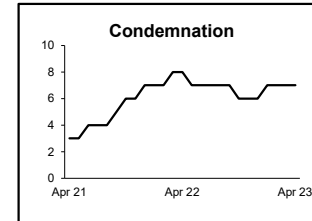
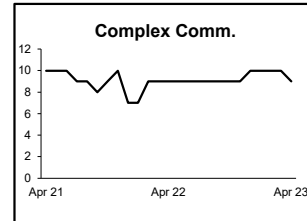
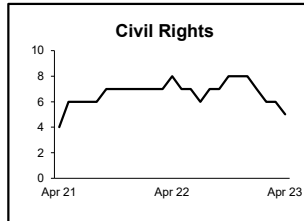
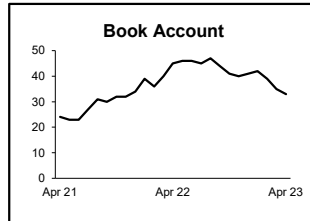
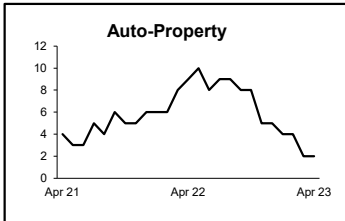
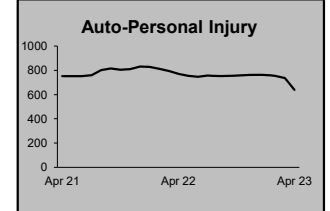
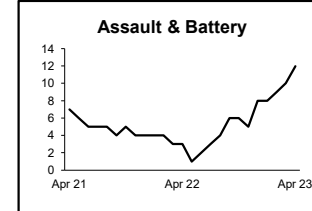
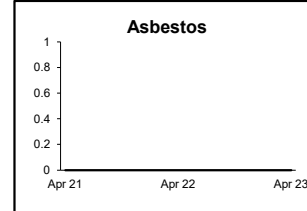
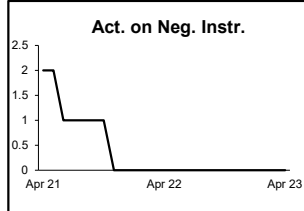
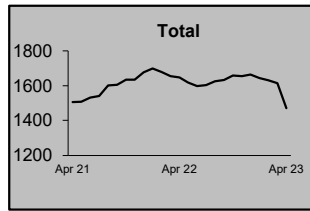
CIVIL RESOLUTION SUMMARY BY CASETYPE
JULY 2022 - APRIL 2023
HUDSON

	Trial			Summary					Total	Percent resolved by						Monthly Resolutions
	Jury	Nonjury	Total	Judgment	Settlement	Default Judgment	Dismiss	Other		Trial	Sum Jud	Settle	Default J	Dismiss	Other	
Act on Neg Inst	0	0	0	0	2	0	0	1	3	0%	0%	67%	0%	0%	33%	<p>The 'Monthly Resolutions' section contains three line charts. The top chart shows 'Trials' (squares) and 'Sum Jud' (diamonds) from 2004 to 2023. The middle chart shows 'Settlements' (squares) from 2004 to 2023. The bottom chart shows 'Def Judg' (squares) and 'Dismiss' (diamonds) from 2004 to 2023.</p>
Asbestos	0	0	0	0	0	0	0	0	0	0%	0%	0%	0%	0%	0%	
Assault & Bat	0	0	0	0	6	1	5	0	12	0%	0%	50%	8%	42%	0%	
Auto - Pers Inj	8	0	8	25	1,289	17	383	51	1,773	0%	1%	73%	1%	22%	3%	
Auto - Property	0	0	0	0	27	25	16	1	69	0%	0%	39%	36%	23%	1%	
Book Account	0	0	0	10	156	130	158	1	455	0%	2%	34%	29%	35%	0%	
Civil Rights	0	0	0	0	6	0	3	3	12	0%	0%	50%	0%	25%	25%	
Complex Commer	0	0	0	0	5	2	2	16	25	0%	0%	20%	8%	8%	64%	
Condemnation	1	0	1	0	4	0	0	0	5	20%	0%	80%	0%	0%	0%	
Construction	0	1	1	1	11	1	5	1	20	5%	5%	55%	5%	25%	5%	
Contract/Commer	3	3	6	14	161	89	171	22	463	1%	3%	35%	19%	37%	5%	
Employment	0	0	0	1	3	0	2	3	9	0%	11%	33%	0%	22%	33%	
Lieu of P. Writ	0	4	4	0	6	0	11	2	23	17%	0%	26%	0%	48%	9%	
Medical Malprac	0	0	0	3	18	0	7	3	31	0%	10%	58%	0%	23%	10%	
Name Change	0	0	0	0	0	0	1	181	182	0%	0%	0%	0%	1%	99%	
Other Insurance	0	0	0	1	13	0	9	6	29	0%	3%	45%	0%	31%	21%	
Other MCL	0	0	0	0	0	0	0	0	0	0%	0%	0%	0%	0%	0%	
Other Track 1	1	0	1	0	60	16	51	67	195	1%	0%	31%	8%	26%	34%	
Other Track 3	0	0	0	5	57	0	19	10	91	0%	5%	63%	0%	21%	11%	
Other Track 4	0	0	0	0	13	2	1	0	16	0%	0%	81%	13%	6%	0%	
Personal Injury	4	0	4	27	389	2	117	32	571	1%	5%	68%	0%	20%	6%	
Prod Liability	0	0	0	0	5	0	4	2	11	0%	0%	45%	0%	36%	18%	
Prof Malpractic	0	0	0	2	5	0	9	0	16	0%	13%	31%	0%	56%	0%	
PIP Coverage	0	0	0	0	8	1	3	0	12	0%	0%	67%	8%	25%	0%	
Real Property	0	0	0	2	9	1	7	2	21	0%	10%	43%	5%	33%	10%	
Tort Other	0	0	0	2	52	6	38	14	112	0%	2%	46%	5%	34%	13%	
Toxic Tort	0	0	0	0	0	0	1	0	1	0%	0%	0%	0%	100%	0%	
UM/UIM Bod Inj	1	0	1	0	54	1	12	1	69	1%	0%	78%	1%	17%	1%	
Total	18	8	26	93	2,359	294	1,035	419	4,226	1%	2%	56%	7%	24%	10%	

NOTE: Some Multicounty Litigation (MCL) cases were transferred in November 2014: Atlantic to Bergen = 8,935; Atlantic to Middlesex = 4,070.

**CIVIL BACKLOG BY CASETYPE
APRIL 2023
HUDSON**

	Total	Backlog	% chg
Apr 21		1,505	
Apr 22		1,647	9%
Apr 23		1,471	-11%



- 1) Casetypes with the state's largest backlogs are highlighted.
- 2) Some Multicounty Litigation (MCL) cases were transferred in November 2014: Atlantic to Bergen = 8,935; Atlantic to Middlesex = 4,070.

CIVIL CASELOAD SUMMARY BY CASETYPE
JULY 2022 - APRIL 2023
HUNTERDON

	Filings			Resolutions			Clearance		Backlog			Backlog Percent		Backlog Per 100 Monthly Filings		Active Pending		
	Jul 2021 to Apr 2022	Jul 2022 to Apr 2023	percent change	Jul 2021 to Apr 2022	Jul 2022 to Apr 2023	percent change	Jul 2022 - Apr 2023		Apr 2022	Apr 2023	percent change	Apr 2022	Apr 2023	Apr 2022	Apr 2023	Apr 2022	Apr 2023	percent change
	number	percent																
Act on Neg Inst	3	3	0%	1	3	200%	0	100%	0	1		0%	33%	0	240	2	3	50%
Asbestos	0	0	0%	0	0	0%	0	100%	0	0	0%	0%	0%	0	0	0	0	0%
Assault & Bat	10	2	-80%	6	1	-83%	-1	50%	1	2	100%	9%	17%	100	1,200	11	12	9%
Auto - Pers Inj	50	47	-6%	61	64	5%	17	136%	35	41	17%	32%	41%	592	683	109	99	-9%
Auto - Property	7	5	-29%	5	5	0%	0	100%	0	2		0%	40%	0	343	7	5	-29%
Book Account	116	44	-62%	123	65	-47%	21	148%	5	6	20%	10%	17%	41	101	52	36	-31%
Civil Rights	15	8	-47%	6	5	-17%	-3	63%	0	1		0%	6%	0	120	13	16	23%
Complex Comm	0	3		2	2	0%	-1	67%	3	2	-33%	60%	25%		800	5	8	60%
Condemnation	0	0	0%	0	0	0%	0	100%	0	0	0%	0%	0%	0	0	0	0	0%
Construction	7	3	-57%	3	3	0%	0	100%	2	0	-100%	29%	0%	343	0	7	7	0%
Contract/Comm	81	66	-19%	79	72	-9%	6	109%	15	14	-7%	20%	19%	175	179	75	72	-4%
Employment	1	5	400%	1	3	200%	-2	60%	0	0	0%	0%	0%	0	0	0	2	
Lieu of P. Writ	3	7	133%	5	5	0%	-2	71%	0	3		0%	30%	0	400	6	10	67%
Medical Malprac	2	5	150%	5	6	20%	1	120%	19	21	11%	66%	78%	5,700	5,040	29	27	-7%
Name Change	69	71	3%	68	72	6%	1	101%	0	0	0%	0%	0%	0	0	21	14	-33%
Other Insurance	7	5	-29%	12	5	-58%	0	100%	2	2	0%	50%	50%	267	300	4	4	0%
Other MCL	0	0	0%	0	0	0%	0	100%	0	0	0%	0%	0%	0	0	0	0	0%
Other Track 1	41	35	-15%	44	33	-25%	-2	94%	1	1	0%	5%	5%	21	25	21	20	-5%
Other Track 3	23	19	-17%	15	21	40%	2	111%	9	8	-11%	24%	21%	386	384	38	38	0%
Other Track 4	0	3		0	2		-1	67%	5	3	-40%	83%	60%		1,200	6	5	-17%
Personal Injury	51	39	-24%	43	36	-16%	-3	92%	24	33	38%	32%	39%	450	792	76	84	11%
Prod Liability	4	4	0%	3	2	-33%	-2	50%	1	1	0%	33%	20%	300	300	3	5	67%
Prof Malpractic	1	5	400%	8	4	-50%	-1	80%	6	6	0%	50%	40%	1,800	1,440	12	15	25%
PIP Coverage	2	2	0%	5	1	-80%	-1	50%	0	0	0%	0%	0%	0	0	0	1	
Real Property	8	4	-50%	5	6	20%	2	150%	0	3		0%	75%	0	600	7	4	-43%
Tort Other	16	13	-19%	14	13	-7%	0	100%	9	8	-11%	39%	38%	514	600	23	21	-9%
Toxic Tort	0	1		0	1		0	100%	0	0	0%	0%	0%	0	0	0	0	0%
UM/UIM Bod Inj	3	2	-33%	2	2	0%	0	100%	2	5	150%	20%	63%	300	2,000	10	8	-20%
Total	520	401	-23%	516	432	-16%	31	108%	139	163	17%	26%	32%	246	356	537	516	-4%

NOTE: Some Multicounty Litigation (MCL) cases were transferred in November 2014: Atlantic to Bergen = 8,935; Atlantic to Middlesex = 4,070.

CIVIL BACKLOG SUMMARY BY CASETYPE

April 2023

HUNTERDON

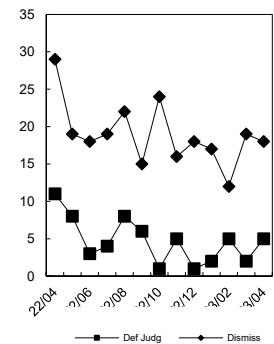
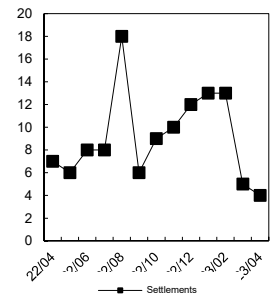
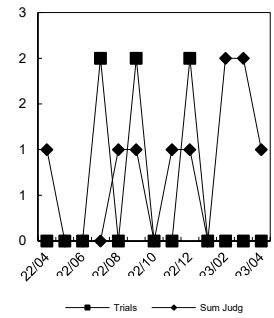
	Cases in Backlog															
	Track 1					Track 2				Track 3			Track 4			Total Backlog
	12 to 18 months	18 to 24 months	24 to 36 months	over 36 months	Total Track 1	18 to 24 months	24 to 36 months	over 36 months	Total Track 2	24 to 36 months	over 36 months	Total Track 3	24 to 36 months	over 36 months	Total Track 4	
Act on Neg Inst	1	0	0	0	1	0	0	0	0	0	0	0	0	0	0	1
Asbestos	0	0	0	0	0	0	0	0	0	0	0	0	0	0	0	0
Assault & Bat	0	0	0	0	0	0	0	0	0	2	0	2	0	0	0	2
Auto - Pers Inj	0	0	0	0	0	9	26	6	41	0	0	0	0	0	0	41
Auto - Property	0	0	0	0	0	1	1	0	2	0	0	0	0	0	0	2
Book Account	3	0	3	0	6	0	0	0	0	0	0	0	0	0	0	6
Civil Rights	0	0	0	0	0	0	0	0	0	1	0	1	0	0	0	1
Complex Comm	0	0	0	0	0	0	0	0	0	0	0	0	1	1	2	2
Condemnation	0	0	0	0	0	0	0	0	0	0	0	0	0	0	0	0
Construction	0	0	0	0	0	0	0	0	0	0	0	0	0	0	0	0
Contract/Comme	0	0	0	0	0	3	8	3	14	0	0	0	0	0	0	14
Employment	0	0	0	0	0	0	0	0	0	0	0	0	0	0	0	0
Lieu of P. Writ	0	0	0	0	0	0	0	0	0	0	0	0	3	0	3	3
Medical Malprac	0	0	0	0	0	0	0	0	0	7	14	21	0	0	0	21
Name Change	0	0	0	0	0	0	0	0	0	0	0	0	0	0	0	0
Other Insurance	2	0	0	0	2	0	0	0	0	0	0	0	0	0	0	2
Other MCL	0	0	0	0	0	0	0	0	0	0	0	0	0	0	0	0
Other Track 1	0	1	0	0	1	0	0	0	0	0	0	0	0	0	0	1
Other Track 3	0	0	0	0	0	0	0	0	0	3	5	8	0	0	0	8
Other Track 4	0	0	0	0	0	0	0	0	0	0	0	0	0	3	3	3
Personal Injury	0	0	0	0	0	12	15	6	33	0	0	0	0	0	0	33
Prod Liability	0	0	0	0	0	0	0	0	0	0	1	1	0	0	0	1
Prof Malpractic	0	0	0	0	0	0	0	0	0	2	4	6	0	0	0	6
PIP Coverage	0	0	0	0	0	0	0	0	0	0	0	0	0	0	0	0
Real Property	2	1	0	0	3	0	0	0	0	0	0	0	0	0	0	3
Tort Other	0	0	0	0	0	4	1	3	8	0	0	0	0	0	0	8
Toxic Tort	0	0	0	0	0	0	0	0	0	0	0	0	0	0	0	0
UM/UIM Bod Inj	0	0	0	0	0	3	1	1	5	0	0	0	0	0	0	5
Total	8	2	3	0	13	32	52	19	103	15	24	39	4	4	8	163

NOTE: Some Multicounty Litigation (MCL) cases were transferred in November 2014: Atlantic to Bergen = 8,935; Atlantic to Middlesex = 4,070.

CIVIL RESOLUTION SUMMARY BY CASETYPE
JULY 2022 - APRIL 2023
HUNTERDON

	Trial			Summary					Total	Percent resolved by					
	Jury	Nonjury	Total	Judgment	Settlement	Default Judgment	Dismiss	Other		Trial	Sum Jud	Settle	Default J	Dismiss	Other
Act on Neg Inst	0	0	0	0	0	1	2	0	3	0%	0%	0%	33%	67%	0%
Asbestos	0	0	0	0	0	0	0	0	0	0%	0%	0%	0%	0%	0%
Assault & Bat	0	0	0	0	1	0	0	0	1	0%	0%	100%	0%	0%	0%
Auto - Pers Inj	1	0	1	0	16	3	38	6	64	2%	0%	25%	5%	59%	9%
Auto - Property	0	0	0	0	1	1	2	1	5	0%	0%	20%	20%	40%	20%
Book Account	0	0	0	2	18	19	25	1	65	0%	3%	28%	29%	38%	2%
Civil Rights	0	0	0	0	0	0	4	1	5	0%	0%	0%	0%	80%	20%
Complex Commer	0	0	0	0	2	0	0	0	2	0%	0%	100%	0%	0%	0%
Condemnation	0	0	0	0	0	0	0	0	0	0%	0%	0%	0%	0%	0%
Construction	0	1	1	0	1	0	1	0	3	33%	0%	33%	0%	33%	0%
Contract/Commer	0	0	0	4	18	10	35	5	72	0%	6%	25%	14%	49%	7%
Employment	0	0	0	0	1	0	0	2	3	0%	0%	33%	0%	0%	67%
Lieu of P. Writ	0	1	1	1	0	0	1	2	5	20%	20%	0%	0%	20%	40%
Medical Malprac	0	0	0	0	4	0	2	0	6	0%	0%	67%	0%	33%	0%
Name Change	0	0	0	0	0	0	2	70	72	0%	0%	0%	0%	3%	97%
Other Insurance	0	0	0	1	1	0	3	0	5	0%	20%	20%	0%	60%	0%
Other MCL	0	0	0	0	0	0	0	0	0	0%	0%	0%	0%	0%	0%
Other Track 1	0	0	0	0	10	2	14	7	33	0%	0%	30%	6%	42%	21%
Other Track 3	1	0	1	0	6	0	14	0	21	5%	0%	29%	0%	67%	0%
Other Track 4	0	0	0	0	1	0	0	1	2	0%	0%	50%	0%	0%	50%
Personal Injury	1	0	1	1	12	0	22	0	36	3%	3%	33%	0%	61%	0%
Prod Liability	0	0	0	0	0	0	1	1	2	0%	0%	0%	0%	50%	50%
Prof Malpractic	0	0	0	0	2	0	2	0	4	0%	0%	50%	0%	50%	0%
PIP Coverage	0	0	0	0	0	0	0	1	1	0%	0%	0%	0%	0%	100%
Real Property	0	0	0	0	0	1	4	1	6	0%	0%	0%	17%	67%	17%
Tort Other	1	0	1	0	3	2	6	1	13	8%	0%	23%	15%	46%	8%
Toxic Tort	0	0	0	0	0	0	1	0	1	0%	0%	0%	0%	100%	0%
UM/UIM Bod Inj	0	0	0	0	1	0	1	0	2	0%	0%	50%	0%	50%	0%
Total	4	2	6	9	98	39	180	100	432	1%	2%	23%	9%	42%	23%

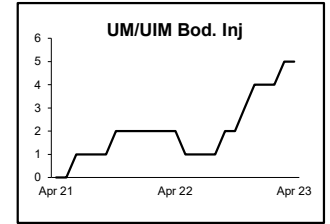
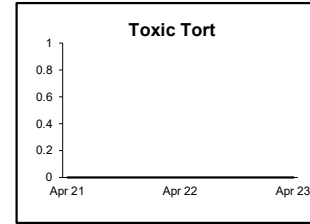
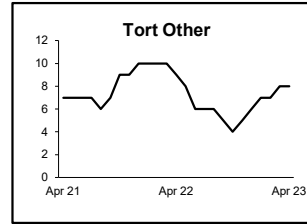
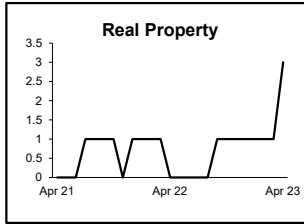
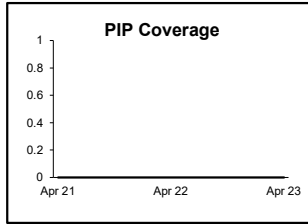
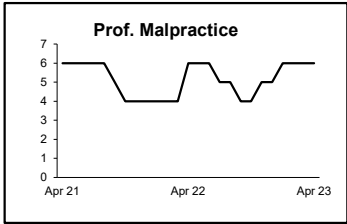
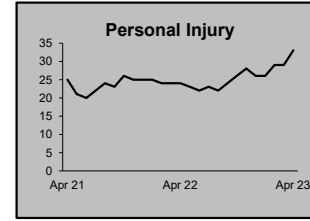
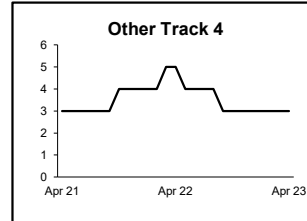
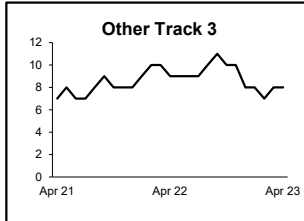
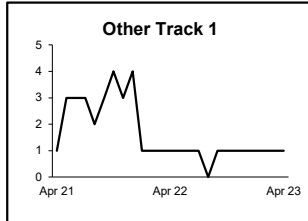
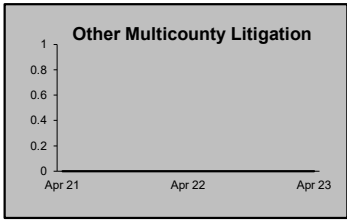
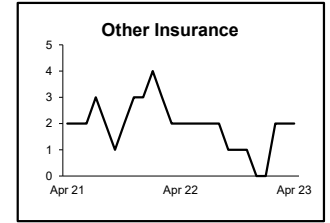
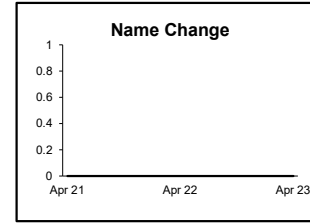
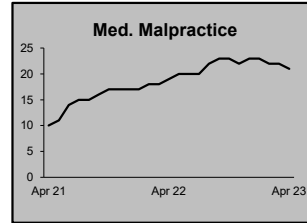
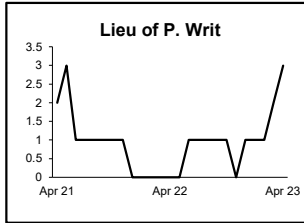
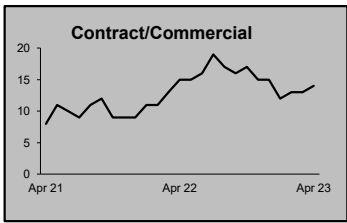
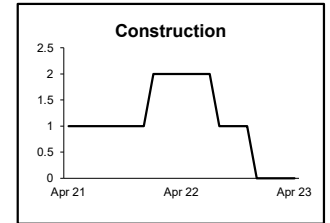
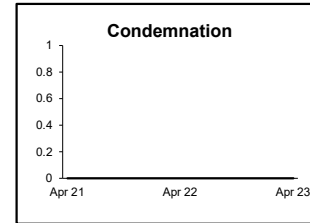
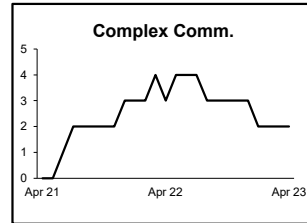
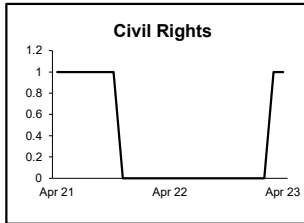
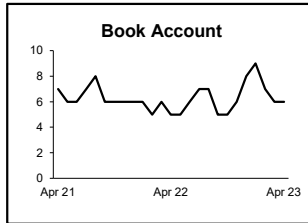
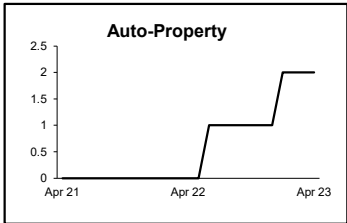
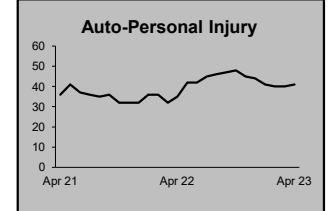
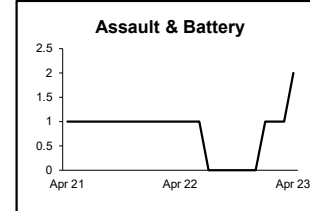
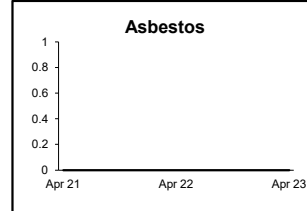
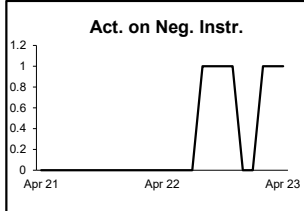
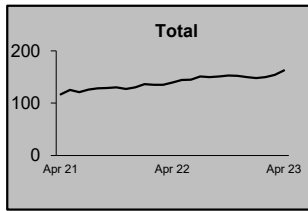
Monthly Resolutions



NOTE: Some Multicounty Litigation (MCL) cases were transferred in November 2014: Atlantic to Bergen = 8,935; Atlantic to Middlesex = 4,070.

**CIVIL BACKLOG BY CASETYPE
APRIL 2023
HUNTERDON**

	Total	Backlog	% chg
Apr 21		117	
Apr 22		139	19%
Apr 23		163	17%



- 1) Casetypes with the state's largest backlogs are highlighted.
- 2) Some Multicounty Litigation (MCL) cases were transferred in November 2014: Atlantic to Bergen = 8,935; Atlantic to Middlesex = 4,070.

CIVIL CASELOAD SUMMARY BY CASETYPE
JULY 2022 - APRIL 2023
MERCER

	Filings			Resolutions			Clearance		Backlog			Backlog Percent		Backlog Per 100 Monthly Filings		Active Pending		
	Jul 2021 to Apr 2022	Jul 2022 to Apr 2023	percent change	Jul 2021 to Apr 2022	Jul 2022 to Apr 2023	percent change	Jul 2022 - Apr 2023		Apr 2022	Apr 2023	percent change	Apr 2022	Apr 2023	Apr 2022	Apr 2023	Apr 2022	Apr 2023	percent change
							number	percent										
Act on Neg Inst	2	4	100%	2	3	50%	-1	75%	1	0	-100%	50%	0%	400	0	2	3	50%
Asbestos	0	0	0%	0	0	0%	0	100%	0	0	0%	0%	0%	0	0	0	0	0%
Assault & Bat	66	10	-85%	13	6	-54%	-4	60%	20	32	60%	22%	32%	353	2,560	93	100	8%
Auto - Pers Inj	588	576	-2%	713	623	-13%	47	108%	236	285	21%	24%	31%	344	482	990	906	-8%
Auto - Property	43	27	-37%	36	43	19%	16	159%	3	0	-100%	7%	0%	65	0	42	20	-52%
Book Account	246	229	-7%	299	211	-29%	-18	92%	7	4	-43%	6%	3%	25	16	112	140	25%
Civil Rights	59	39	-34%	29	31	7%	-8	79%	14	24	71%	18%	27%	258	543	80	90	13%
Complex Comm	6	17	183%	11	7	-36%	-10	41%	8	8	0%	53%	30%	1,371	505	15	27	80%
Condemnation	3	2	-33%	4	1	-75%	-1	50%	2	1	-50%	67%	33%	800	600	3	3	0%
Construction	12	14	17%	8	13	63%	-1	93%	6	8	33%	26%	29%	400	417	23	28	22%
Contract/Comm	220	224	2%	229	214	-7%	-10	96%	46	42	-9%	20%	18%	186	179	234	232	-1%
Employment	14	15	7%	10	9	-10%	-6	60%	2	4	100%	20%	24%	120	282	10	17	70%
Lieu of P. Writ	31	12	-61%	25	23	-8%	11	192%	4	4	0%	13%	27%	137	218	31	15	-52%
Medical Malprac	34	29	-15%	26	49	88%	20	169%	53	44	-17%	45%	44%	1,353	1,288	119	99	-17%
Name Change	105	109	4%	97	108	11%	-1	99%	0	0	0%	0%	0%	0	0	23	16	-30%
Other Insurance	19	12	-37%	23	18	-22%	6	150%	6	5	-17%	30%	31%	277	316	20	16	-20%
Other MCL	0	3		0	2		-1	67%	0	0	0%	0%	0%	0	0	0	1	
Other Track 1	169	170	1%	147	176	20%	6	104%	21	34	62%	15%	25%	116	176	136	134	-1%
Other Track 3	89	123	38%	113	111	-2%	-12	90%	78	72	-8%	37%	33%	767	580	213	216	1%
Other Track 4	17	16	-6%	10	17	70%	1	106%	8	7	-13%	29%	29%	436	494	28	24	-14%
Personal Injury	334	272	-19%	293	272	-7%	0	100%	154	156	1%	27%	28%	422	541	577	558	-3%
Prod Liability	27	11	-59%	38	9	-76%	-2	82%	3	1	-67%	23%	8%	103	80	13	12	-8%
Prof Malpractic	10	20	100%	20	20	0%	0	100%	20	20	0%	44%	42%	1,500	1,000	45	48	7%
PIP Coverage	9	6	-33%	4	5	25%	-1	83%	0	0	0%	0%	0%	0	0	7	5	-29%
Real Property	12	8	-33%	7	7	0%	-1	88%	2	2	0%	20%	20%	160	218	10	10	0%
Tort Other	84	69	-18%	58	65	12%	-4	94%	18	39	117%	15%	32%	186	514	117	123	5%
Toxic Tort	2	1	-50%	1	0	-100%	-1	0%	1	1	0%	20%	25%	300	1,200	5	4	-20%
UM/UIM Bod Inj	50	39	-22%	52	47	-10%	8	121%	22	15	-32%	29%	22%	433	327	76	67	-12%
Total	2,251	2,057	-9%	2,268	2,090	-8%	33	102%	735	808	10%	24%	28%	295	365	3,024	2,914	-4%

NOTE: Some Multicounty Litigation (MCL) cases were transferred in November 2014: Atlantic to Bergen = 8,935; Atlantic to Middlesex = 4,070.

CIVIL BACKLOG SUMMARY BY CASETYPE

April 2023

MERCER

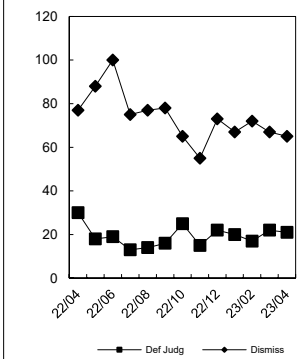
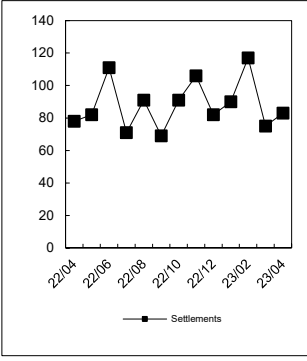
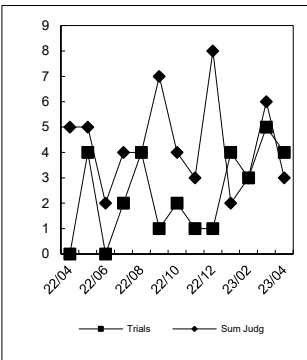
	Cases in Backlog															
	Track 1					Track 2				Track 3			Track 4			Total Backlog
	12 to 18 months	18 to 24 months	24 to 36 months	over 36 months	Total Track 1	18 to 24 months	24 to 36 months	over 36 months	Total Track 2	24 to 36 months	over 36 months	Total Track 3	24 to 36 months	over 36 months	Total Track 4	
Act on Neg Inst	0	0	0	0	0	0	0	0	0	0	0	0	0	0	0	0
Asbestos	0	0	0	0	0	0	0	0	0	0	0	0	0	0	0	0
Assault & Bat	0	0	0	0	0	0	0	0	0	17	15	32	0	0	0	32
Auto - Pers Inj	0	0	0	0	0	124	127	34	285	0	0	0	0	0	0	285
Auto - Property	0	0	0	0	0	0	0	0	0	0	0	0	0	0	0	0
Book Account	0	0	0	0	0	3	1	0	4	0	0	0	0	0	0	4
Civil Rights	0	0	0	0	0	0	0	0	0	13	8	21	3	0	3	24
Complex Comm	0	0	0	0	0	0	0	0	0	0	0	0	2	6	8	8
Condemnation	0	0	0	0	0	0	0	0	0	1	0	1	0	0	0	1
Construction	0	0	0	0	0	1	4	3	8	0	0	0	0	0	0	8
Contract/Comm	0	0	0	0	0	11	17	14	42	0	0	0	0	0	0	42
Employment	0	0	0	0	0	2	1	1	4	0	0	0	0	0	0	4
Lieu of P. Writ	0	0	0	0	0	0	0	0	0	0	0	0	1	3	4	4
Medical Malprac	0	0	0	0	0	0	0	0	0	21	23	44	0	0	0	44
Name Change	0	0	0	0	0	0	0	0	0	0	0	0	0	0	0	0
Other Insurance	0	0	0	0	0	2	2	1	5	0	0	0	0	0	0	5
Other MCL	0	0	0	0	0	0	0	0	0	0	0	0	0	0	0	0
Other Track 1	2	2	0	2	6	5	3	2	10	15	2	17	0	1	1	34
Other Track 3	0	0	0	0	0	0	0	0	0	29	43	72	0	0	0	72
Other Track 4	0	0	0	0	0	0	0	0	0	0	0	0	2	5	7	7
Personal Injury	0	0	0	0	0	52	55	28	135	20	1	21	0	0	0	156
Prod Liability	0	0	0	0	0	0	0	0	0	0	1	1	0	0	0	1
Prof Malpractic	0	0	0	0	0	0	0	0	0	11	9	20	0	0	0	20
PIP Coverage	0	0	0	0	0	0	0	0	0	0	0	0	0	0	0	0
Real Property	0	0	0	0	0	0	1	1	2	0	0	0	0	0	0	2
Tort Other	0	0	0	0	0	5	5	7	17	22	0	22	0	0	0	39
Toxic Tort	0	0	0	0	0	0	0	0	0	0	1	1	0	0	0	1
UM/UIM Bod Inj	0	0	0	0	0	8	4	3	15	0	0	0	0	0	0	15
Total	2	2	0	2	6	213	220	94	527	149	103	252	8	15	23	808

NOTE: Some Multicounty Litigation (MCL) cases were transferred in November 2014: Atlantic to Bergen = 8,935; Atlantic to Middlesex = 4,070.

CIVIL RESOLUTION SUMMARY BY CASETYPE
JULY 2022 - APRIL 2023
MERCER

	Trial			Summary					Total	Percent resolved by					
	Jury	Nonjury	Total	Judgment	Settlement	Default Judgment	Dismiss	Other		Trial	Sum Jud	Settle	Default J	Dismiss	Other
Act on Neg Inst	0	0	0	0	0	0	3	0	3	0%	0%	0%	0%	100%	0%
Asbestos	0	0	0	0	0	0	0	0	0	0%	0%	0%	0%	0%	0%
Assault & Bat	1	0	1	0	3	0	2	0	6	17%	0%	50%	0%	33%	0%
Auto - Pers Inj	13	1	14	4	372	5	200	28	623	2%	1%	60%	1%	32%	4%
Auto - Property	0	0	0	0	10	16	17	0	43	0%	0%	23%	37%	40%	0%
Book Account	0	0	0	4	41	93	70	3	211	0%	2%	19%	44%	33%	1%
Civil Rights	0	0	0	0	3	0	21	7	31	0%	0%	10%	0%	68%	23%
Complex Commer	0	0	0	0	2	0	2	3	7	0%	0%	29%	0%	29%	43%
Condemnation	0	0	0	0	1	0	0	0	1	0%	0%	100%	0%	0%	0%
Construction	0	0	0	0	4	5	4	0	13	0%	0%	31%	38%	31%	0%
Contract/Commer	1	1	2	7	69	39	81	16	214	1%	3%	32%	18%	38%	7%
Employment	0	0	0	0	1	0	7	1	9	0%	0%	11%	0%	78%	11%
Lieu of P. Writ	0	0	0	4	0	0	14	5	23	0%	17%	0%	0%	61%	22%
Medical Malprac	2	0	2	1	30	0	12	4	49	4%	2%	61%	0%	24%	8%
Name Change	0	0	0	0	0	0	4	104	108	0%	0%	0%	0%	4%	96%
Other Insurance	0	0	0	2	1	1	9	5	18	0%	11%	6%	6%	50%	28%
Other MCL	0	0	0	0	0	0	0	2	2	0%	0%	0%	0%	0%	100%
Other Track 1	0	2	2	4	27	10	85	48	176	1%	2%	15%	6%	48%	27%
Other Track 3	1	0	1	8	52	0	35	15	111	1%	7%	47%	0%	32%	14%
Other Track 4	0	0	0	0	5	2	10	0	17	0%	0%	29%	12%	59%	0%
Personal Injury	3	0	3	3	176	4	72	14	272	1%	1%	65%	1%	26%	5%
Prod Liability	0	0	0	0	2	0	4	3	9	0%	0%	22%	0%	44%	33%
Prof Malpractic	0	0	0	0	16	0	4	0	20	0%	0%	80%	0%	20%	0%
PIP Coverage	0	0	0	0	4	0	1	0	5	0%	0%	80%	0%	20%	0%
Real Property	0	0	0	0	2	0	3	2	7	0%	0%	29%	0%	43%	29%
Tort Other	0	0	0	6	25	9	21	4	65	0%	9%	38%	14%	32%	6%
Toxic Tort	0	0	0	0	0	0	0	0	0	0%	0%	0%	0%	0%	0%
UM/UIM Bod Inj	2	0	2	1	29	1	13	1	47	4%	2%	62%	2%	28%	2%
Total	23	4	27	44	875	185	694	265	2,090	1%	2%	42%	9%	33%	13%

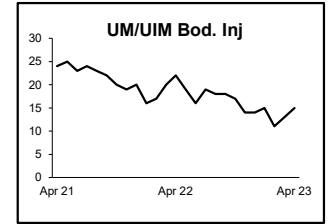
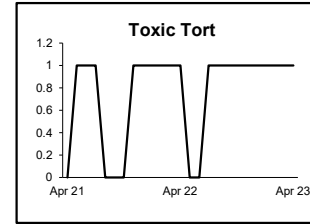
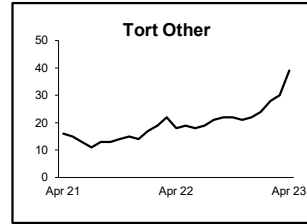
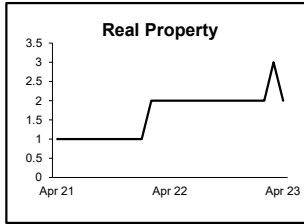
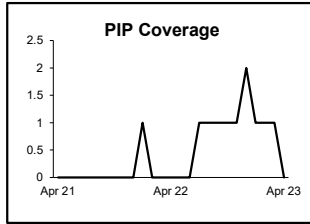
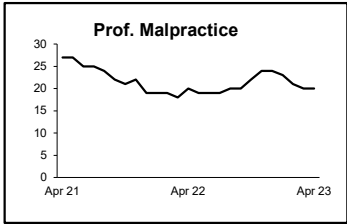
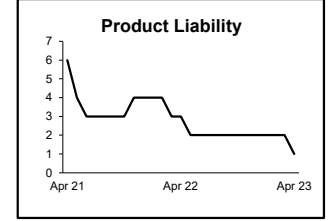
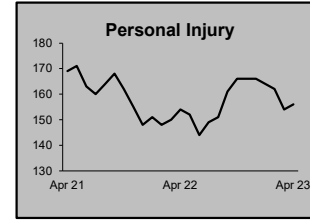
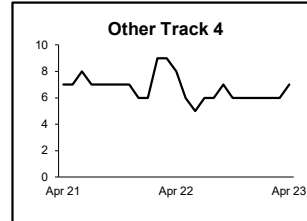
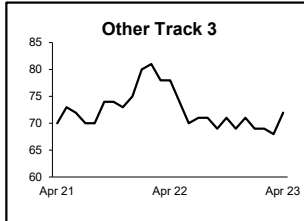
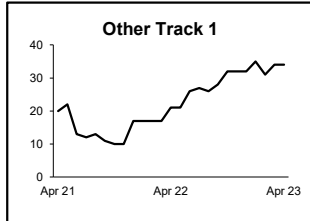
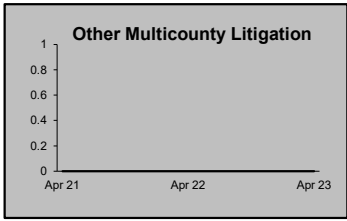
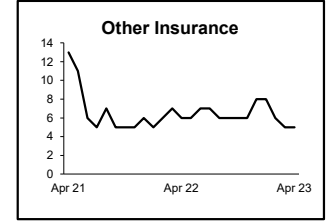
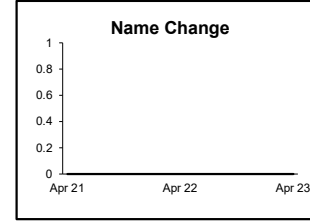
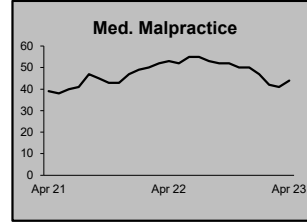
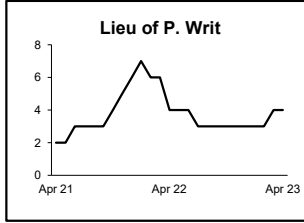
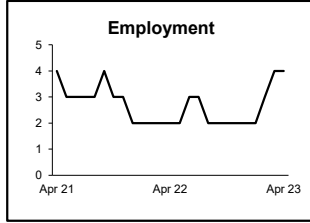
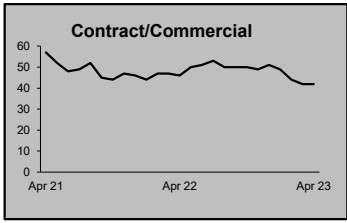
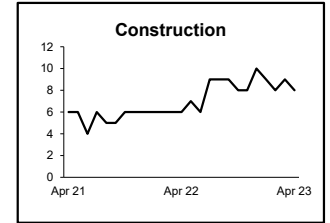
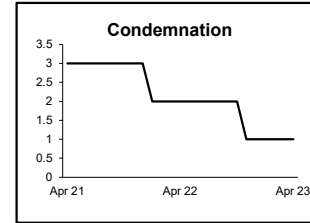
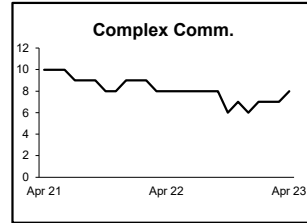
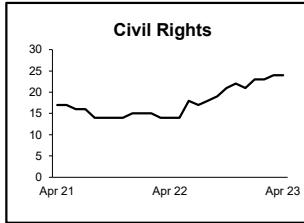
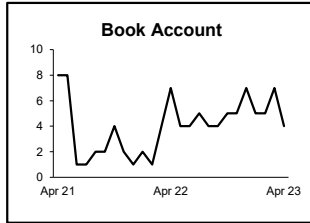
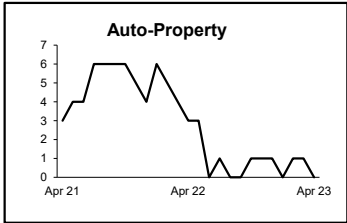
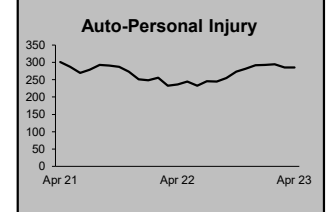
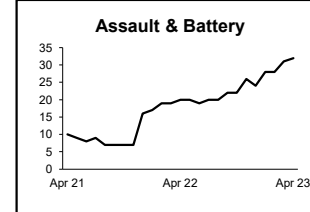
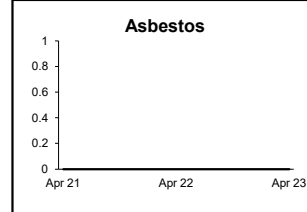
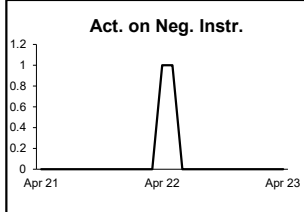
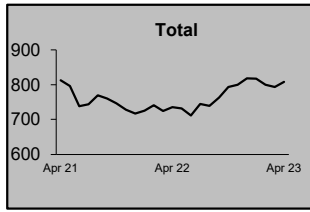
Monthly Resolutions



NOTE: Some Multicounty Litigation (MCL) cases were transferred in November 2014: Atlantic to Bergen = 8,935; Atlantic to Middlesex = 4,070.

**CIVIL BACKLOG BY CASETYPE
APRIL 2023
MERCER**

	Total	Backlog	% chg
Apr 21		813	
Apr 22		735	-10%
Apr 23		808	10%



- 1) Casetypes with the state's largest backlogs are highlighted.
- 2) Some Multicounty Litigation (MCL) cases were transferred in November 2014: Atlantic to Bergen = 8,935; Atlantic to Middlesex = 4,070.

CIVIL CASELOAD SUMMARY BY CASETYPE
JULY 2022 - APRIL 2023
MIDDLESEX

	Filings			Resolutions			Clearance		Backlog			Backlog Percent		Backlog Per 100 Monthly Filings		Active Pending		
	Jul 2021 to Apr 2022	Jul 2022 to Apr 2023	percent change	Jul 2021 to Apr 2022	Jul 2022 to Apr 2023	percent change	Jul 2022 - Apr 2023		Apr 2022	Apr 2023	percent change	Apr 2022	Apr 2023	Apr 2022	Apr 2023	Apr 2022	Apr 2023	percent change
							number	percent										
Act on Neg Inst	8	3	-63%	3	8	167%	5	267%	0	1		0%	25%	0	240	8	4	-50%
Asbestos	97	114	18%	57	162	184%	48	142%	520	518	0%	65%	68%	4,522	4,409	802	763	-5%
Assault & Bat	22	15	-32%	13	18	38%	3	120%	11	20	82%	22%	39%	471	1,263	51	51	0%
Auto - Pers Inj	2,369	2,409	2%	2,976	2,659	-11%	250	110%	1,349	1,077	-20%	31%	28%	513	423	4,372	3,879	-11%
Auto - Property	61	79	30%	54	84	56%	5	106%	6	6	0%	11%	10%	97	67	55	61	11%
Book Account	618	454	-27%	759	449	-41%	-5	99%	20	9	-55%	7%	3%	28	18	299	279	-7%
Civil Rights	18	18	0%	15	21	40%	3	117%	9	8	-11%	25%	24%	450	400	36	33	-8%
Complex Comm	29	33	14%	34	29	-15%	-4	88%	30	27	-10%	54%	43%	947	831	56	63	13%
Condemnation	19	19	0%	13	18	38%	-1	95%	1	1	0%	10%	6%	50	43	10	16	60%
Construction	26	22	-15%	19	24	26%	2	109%	15	13	-13%	36%	36%	563	538	42	36	-14%
Contract/Comm	552	714	29%	567	682	20%	-32	96%	139	57	-59%	23%	9%	228	75	616	622	1%
Employment	27	29	7%	18	29	61%	0	100%	10	8	-20%	28%	25%	353	282	36	32	-11%
Lieu of P. Writ	18	25	39%	20	37	85%	12	148%	8	6	-25%	26%	22%	417	200	31	27	-13%
Medical Malprac	106	139	31%	103	113	10%	-26	81%	129	126	-2%	41%	39%	1,075	945	314	322	3%
Name Change	226	213	-6%	235	219	-7%	6	103%	0	0	0%	0%	0%	0	0	42	28	-33%
Other Insurance	30	31	3%	32	26	-19%	-5	84%	3	8	167%	14%	24%	84	196	22	34	55%
Other MCL	160	61	-62%	944	370	-61%	309	607%	3,470	4,003	15%	77%	97%	19,278	53,373	4,520	4,137	-8%
Other Track 1	337	300	-11%	311	331	6%	31	110%	19	22	16%	9%	10%	50	66	221	212	-4%
Other Track 3	189	178	-6%	176	196	11%	18	110%	62	41	-34%	20%	15%	310	218	312	269	-14%
Other Track 4	16	20	25%	17	27	59%	7	135%	21	14	-33%	50%	42%	1,400	672	42	33	-21%
Personal Injury	827	908	10%	861	825	-4%	-83	91%	548	421	-23%	35%	27%	608	446	1,587	1,553	-2%
Prod Liability	80	85	6%	79	34	-57%	-51	40%	20	15	-25%	31%	13%	235	167	65	113	74%
Prof Malpractic	34	32	-6%	32	45	41%	13	141%	28	16	-43%	36%	24%	800	549	77	66	-14%
PIP Coverage	15	13	-13%	17	7	-59%	-6	54%	0	0	0%	0%	0%	0	0	7	10	43%
Real Property	18	14	-22%	11	20	82%	6	143%	1	2	100%	6%	20%	50	104	16	10	-38%
Tort Other	125	111	-11%	110	131	19%	20	118%	38	32	-16%	26%	24%	275	259	144	131	-9%
Toxic Tort	5	4	-20%	3	3	0%	-1	75%	3	2	-33%	43%	40%	600	600	7	5	-29%
UM/UM Bod Inj	167	174	4%	198	199	1%	25	114%	74	68	-8%	25%	26%	396	352	296	263	-11%
Total	6,199	6,217	0%	7,677	6,766	-12%	549	109%	6,534	6,521	0%	46%	50%	948	983	14,086	13,052	-7%

NOTE: Some Multicounty Litigation (MCL) cases were transferred in November 2014: Atlantic to Bergen = 8,935; Atlantic to Middlesex = 4,070.

CIVIL BACKLOG SUMMARY BY CASETYPE

April 2023

MIDDLESEX

	Cases in Backlog															
	Track 1					Track 2				Track 3			Track 4			Total Backlog
	12 to 18 months	18 to 24 months	24 to 36 months	over 36 months	Total Track 1	18 to 24 months	24 to 36 months	over 36 months	Total Track 2	24 to 36 months	over 36 months	Total Track 3	24 to 36 months	over 36 months	Total Track 4	
Act on Neg Inst	1	0	0	0	1	0	0	0	0	0	0	0	0	0	0	1
Asbestos	0	0	0	0	0	0	0	0	0	0	0	0	143	375	518	518
Assault & Bat	0	0	0	0	0	0	0	0	0	13	7	20	0	0	0	20
Auto - Pers Inj	0	0	0	0	0	486	458	133	1,077	0	0	0	0	0	0	1,077
Auto - Property	0	0	0	0	0	3	2	1	6	0	0	0	0	0	0	6
Book Account	9	0	0	0	9	0	0	0	0	0	0	0	0	0	0	9
Civil Rights	0	0	0	0	0	0	0	0	0	5	3	8	0	0	0	8
Complex Comm	0	0	0	0	0	0	0	0	0	0	0	0	4	23	27	27
Condemnation	0	0	0	0	0	0	0	0	0	0	1	1	0	0	0	1
Construction	0	0	0	0	0	3	7	3	13	0	0	0	0	0	0	13
Contract/Comm	0	0	0	0	0	24	22	11	57	0	0	0	0	0	0	57
Employment	0	0	0	0	0	2	6	0	8	0	0	0	0	0	0	8
Lieu of P. Writ	0	0	0	0	0	0	0	0	0	0	0	0	2	4	6	6
Medical Malprac	0	0	0	0	0	0	0	0	0	70	56	126	0	0	0	126
Name Change	0	0	0	0	0	0	0	0	0	0	0	0	0	0	0	0
Other Insurance	6	0	2	0	8	0	0	0	0	0	0	0	0	0	0	8
Other MCL	0	0	0	0	0	0	0	0	0	0	0	0	848	3,155	4,003	4,003
Other Track 1	14	3	1	0	18	3	0	1	4	0	0	0	0	0	0	22
Other Track 3	0	0	0	0	0	0	0	0	0	30	11	41	0	0	0	41
Other Track 4	0	0	0	0	0	0	0	0	0	0	0	0	5	9	14	14
Personal Injury	0	0	0	0	0	197	166	58	421	0	0	0	0	0	0	421
Prod Liability	0	0	0	0	0	0	0	0	0	7	8	15	0	0	0	15
Prof Malpractic	0	0	0	0	0	0	0	0	0	8	8	16	0	0	0	16
PIP Coverage	0	0	0	0	0	0	0	0	0	0	0	0	0	0	0	0
Real Property	1	1	0	0	2	0	0	0	0	0	0	0	0	0	0	2
Tort Other	0	0	0	0	0	15	13	4	32	0	0	0	0	0	0	32
Toxic Tort	0	0	0	0	0	0	0	0	0	2	0	2	0	0	0	2
UM/UIM Bod Inj	0	0	0	0	0	35	29	4	68	0	0	0	0	0	0	68
Total	31	4	3	0	38	768	703	215	1,686	135	94	229	1,002	3,566	4,568	6,521

NOTE: Some Multicounty Litigation (MCL) cases were transferred in November 2014: Atlantic to Bergen = 8,935; Atlantic to Middlesex = 4,070.

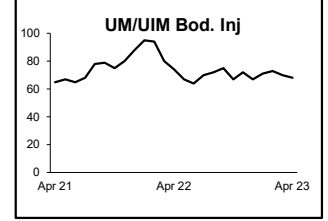
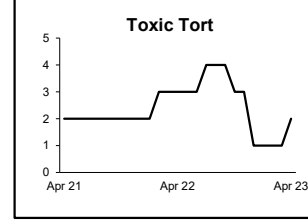
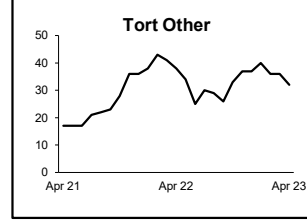
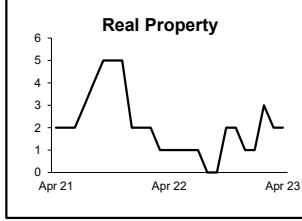
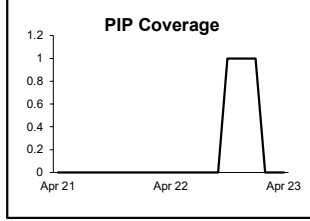
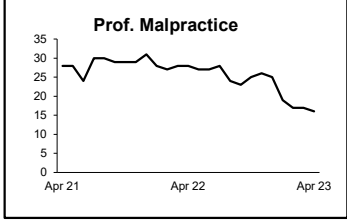
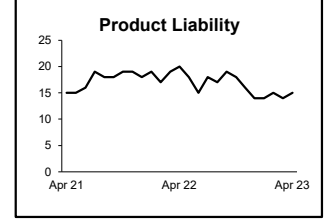
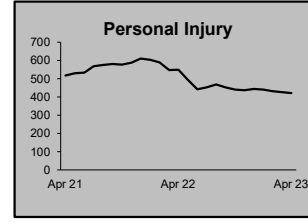
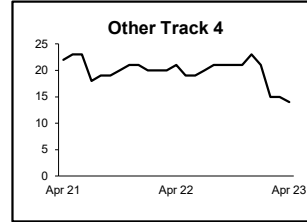
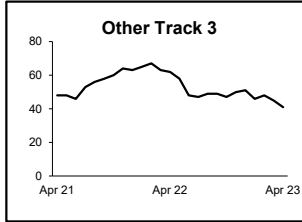
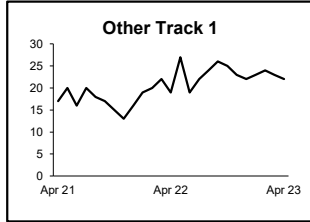
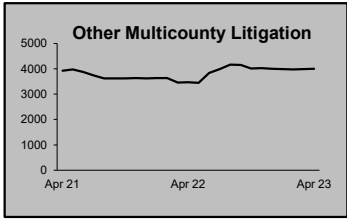
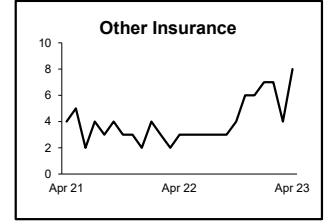
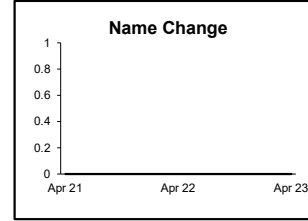
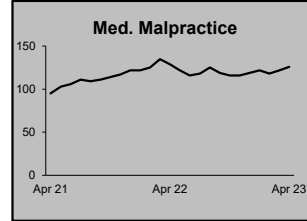
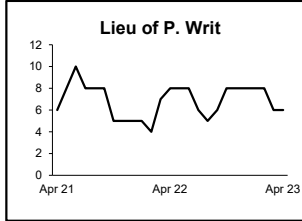
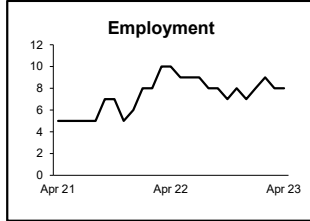
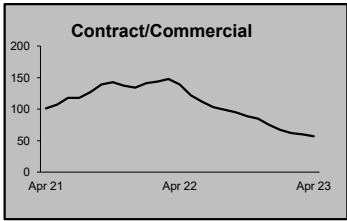
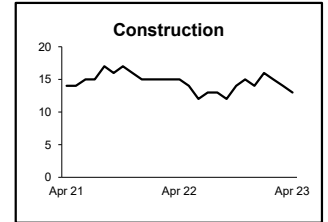
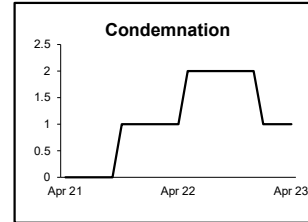
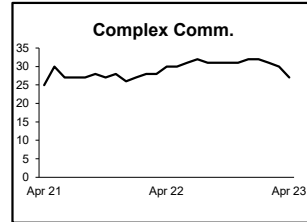
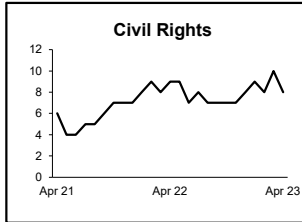
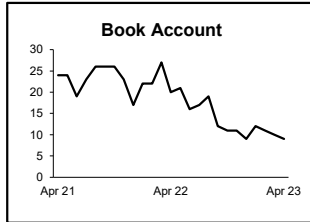
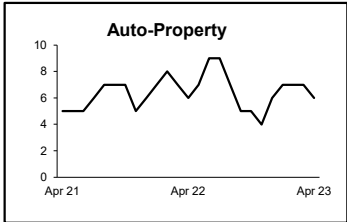
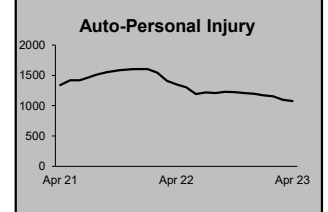
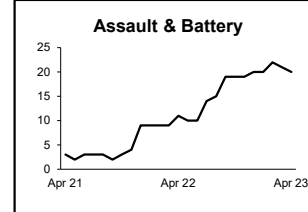
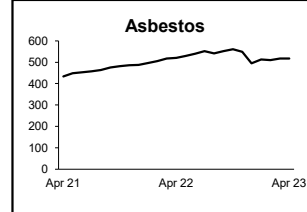
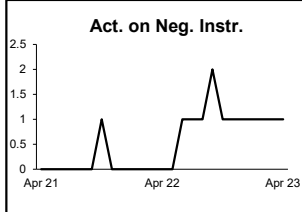
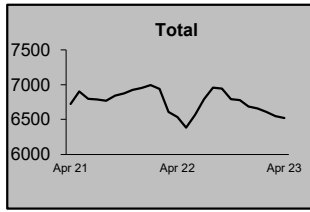
CIVIL RESOLUTION SUMMARY BY CASETYPE
JULY 2022 - APRIL 2023
MIDDLESEX

	Trial			Summary					Total	Percent resolved by						Monthly Resolutions
	Jury	Nonjury	Total	Judgment	Settlement	Default Judgment	Dismiss	Other		Trial	Sum Jud	Settle	Default J	Dismiss	Other	
Act on Neg Inst	0	0	0	1	0	3	3	1	8	0%	13%	0%	38%	38%	13%	
Asbestos	0	0	0	0	132	0	30	0	162	0%	0%	81%	0%	19%	0%	
Assault & Bat	0	0	0	0	5	0	11	2	18	0%	0%	28%	0%	61%	11%	
Auto - Pers Inj	44	2	46	5	885	13	1,594	116	2,659	2%	0%	33%	0%	60%	4%	
Auto - Property	0	0	0	1	10	19	52	2	84	0%	1%	12%	23%	62%	2%	
Book Account	0	0	0	7	61	162	213	6	449	0%	2%	14%	36%	47%	1%	
Civil Rights	1	0	1	0	5	0	13	2	21	5%	0%	24%	0%	62%	10%	
Complex Commer	0	0	0	0	5	1	21	2	29	0%	0%	17%	3%	72%	7%	
Condemnation	0	0	0	0	2	0	5	11	18	0%	0%	11%	0%	28%	61%	
Construction	1	0	1	0	3	3	15	2	24	4%	0%	13%	13%	63%	8%	
Contract/Commer	4	8	12	14	141	128	353	34	682	2%	2%	21%	19%	52%	5%	
Employment	0	0	0	0	7	0	16	6	29	0%	0%	24%	0%	55%	21%	
Lieu of P. Writ	0	5	5	0	2	0	25	5	37	14%	0%	5%	0%	68%	14%	
Medical Malprac	5	0	5	0	49	0	49	10	113	4%	0%	43%	0%	43%	9%	
Name Change	0	0	0	0	0	0	16	203	219	0%	0%	0%	0%	7%	93%	
Other Insurance	0	0	0	0	5	1	17	3	26	0%	0%	19%	4%	65%	12%	
Other MCL	0	0	0	0	0	0	370	0	370	0%	0%	0%	0%	100%	0%	
Other Track 1	0	1	1	3	59	24	178	66	331	0%	1%	18%	7%	54%	20%	
Other Track 3	2	0	2	1	51	0	118	24	196	1%	1%	26%	0%	60%	12%	
Other Track 4	1	1	2	1	1	5	11	7	27	7%	4%	4%	19%	41%	26%	
Personal Injury	9	0	9	1	337	8	407	63	825	1%	0%	41%	1%	49%	8%	
Prod Liability	0	0	0	0	10	0	9	15	34	0%	0%	29%	0%	26%	44%	
Prof Malpractic	0	0	0	0	19	0	23	3	45	0%	0%	42%	0%	51%	7%	
PIP Coverage	0	0	0	0	1	0	5	1	7	0%	0%	14%	0%	71%	14%	
Real Property	0	1	1	0	1	0	13	5	20	5%	0%	5%	0%	65%	25%	
Tort Other	1	3	4	2	27	11	81	6	131	3%	2%	21%	8%	62%	5%	
Toxic Tort	0	0	0	0	2	0	1	0	3	0%	0%	67%	0%	33%	0%	
UM/UIM Bod Inj	0	0	0	1	77	5	111	5	199	0%	1%	39%	3%	56%	3%	
Total	68	21	89	37	1,897	383	3,760	600	6,766	1%	1%	28%	6%	56%	9%	

NOTE: Some Multicounty Litigation (MCL) cases were transferred in November 2014: Atlantic to Bergen = 8,935; Atlantic to Middlesex = 4,070.

CIVIL BACKLOG BY CASETYPE APRIL 2023 MIDDLESEX

	Total	Backlog	% chg
Apr 21		6,722	
Apr 22		6,534	-3%
Apr 23		6,521	0%



- 1) Casetypes with the state's largest backlogs are highlighted.
- 2) Some Multicounty Litigation (MCL) cases were transferred in November 2014: Atlantic to Bergen = 8,935; Atlantic to Middlesex = 4,070.

CIVIL CASELOAD SUMMARY BY CASETYPE
JULY 2022 - APRIL 2023
MONMOUTH

	Filings			Resolutions			Clearance		Backlog			Backlog Percent		Backlog Per 100 Monthly Filings		Active Pending		
	Jul 2021 to Apr 2022	Jul 2022 to Apr 2023	percent change	Jul 2021 to Apr 2022	Jul 2022 to Apr 2023	percent change	Jul 2022 - Apr 2023		Apr 2022	Apr 2023	percent change	Apr 2022	Apr 2023	Apr 2022	Apr 2023	Apr 2022	Apr 2023	percent change
						number	percent											
Act on Neg Inst	9	3	-67%	11	6	-45%	3	200%	0	2		0%	40%	0	480	7	5	-29%
Asbestos	0	1		0	1		0	100%	0	0	0%	0%	0%	0	0	0	0	0%
Assault & Bat	27	15	-44%	21	19	-10%	4	127%	10	12	20%	19%	24%	353	847	53	49	-8%
Auto - Pers Inj	945	886	-6%	1,096	895	-18%	9	101%	440	490	11%	26%	31%	407	526	1,666	1,562	-6%
Auto - Property	43	39	-9%	40	41	3%	2	105%	4	4	0%	9%	11%	84	89	43	36	-16%
Book Account	494	318	-36%	606	364	-40%	46	114%	18	27	50%	7%	12%	32	70	248	220	-11%
Civil Rights	17	11	-35%	11	10	-9%	-1	91%	5	1	-80%	25%	5%	273	80	20	19	-5%
Complex Comm	11	30	173%	31	15	-52%	-15	50%	25	21	-16%	69%	42%	2,000	700	36	50	39%
Condemnation	13	24	85%	10	9	-10%	-15	38%	2	3	50%	12%	10%	114	144	17	31	82%
Construction	38	35	-8%	36	39	8%	4	111%	15	15	0%	26%	28%	383	439	58	53	-9%
Contract/Comm	472	522	11%	547	447	-18%	-75	86%	83	105	27%	17%	19%	155	193	488	558	14%
Employment	13	9	-31%	16	7	-56%	-2	78%	2	2	0%	11%	11%	120	171	18	18	0%
Lieu of P. Writ	33	43	30%	37	37	0%	-6	86%	19	15	-21%	30%	21%	496	310	64	72	13%
Medical Malprac	73	71	-3%	97	78	-20%	7	110%	137	105	-23%	46%	44%	1,749	1,273	298	239	-20%
Name Change	174	172	-1%	171	160	-6%	-12	93%	0	0	0%	0%	0%	0	0	52	56	8%
Other Insurance	28	20	-29%	53	21	-60%	1	105%	7	6	-14%	29%	30%	200	267	24	20	-17%
Other MCL	0	0	0%	0	0	0%	0	100%	0	0	0%	0%	0%	0	0	0	0	0%
Other Track 1	216	215	0%	225	175	-22%	-40	81%	42	62	48%	23%	29%	171	273	179	211	18%
Other Track 3	105	107	2%	104	103	-1%	-4	96%	35	34	-3%	19%	18%	304	326	183	186	2%
Other Track 4	19	17	-11%	18	15	-17%	-2	88%	21	27	29%	38%	45%	1,008	1,409	55	60	9%
Personal Injury	471	486	3%	532	486	-9%	0	100%	293	267	-9%	32%	30%	562	518	910	895	-2%
Prod Liability	9	12	33%	11	15	36%	3	125%	14	6	-57%	58%	26%	1,680	400	24	23	-4%
Prof Malpractic	24	45	88%	35	43	23%	-2	96%	42	31	-26%	47%	33%	1,482	702	90	93	3%
PIP Coverage	11	10	-9%	18	10	-44%	0	100%	1	0	-100%	25%	0%	86	0	4	4	0%
Real Property	32	29	-9%	20	29	45%	0	100%	9	13	44%	27%	41%	257	400	33	32	-3%
Tort Other	109	139	28%	128	122	-5%	-17	88%	31	37	19%	22%	22%	245	241	143	167	17%
Toxic Tort	1	1	0%	2	1	-50%	0	100%	0	0	0%	0%	0%	0	0	1	1	0%
UM/UIM Bod Inj	71	59	-17%	83	69	-17%	10	117%	32	30	-6%	27%	29%	400	456	120	105	-13%
Total	3,458	3,319	-4%	3,959	3,217	-19%	-102	97%	1,287	1,315	2%	27%	28%	330	369	4,834	4,765	-1%

NOTE: Some Multicounty Litigation (MCL) cases were transferred in November 2014: Atlantic to Bergen = 8,935; Atlantic to Middlesex = 4,070.

CIVIL BACKLOG SUMMARY BY CASETYPE

April 2023

MONMOUTH

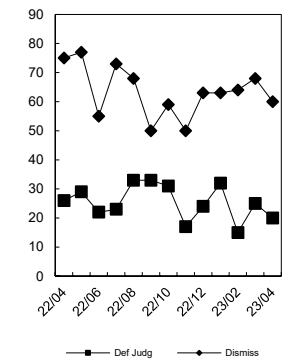
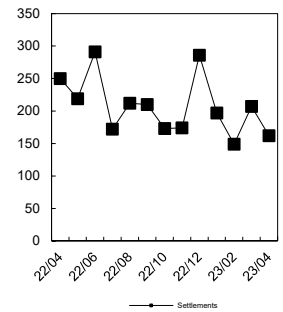
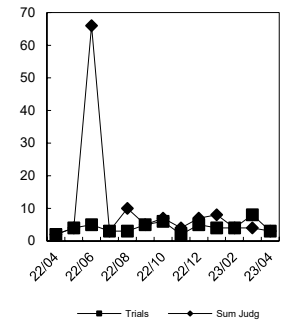
	Cases in Backlog															
	Track 1					Track 2				Track 3			Track 4			Total Backlog
	12 to 18 months	18 to 24 months	24 to 36 months	over 36 months	Total Track 1	18 to 24 months	24 to 36 months	over 36 months	Total Track 2	24 to 36 months	over 36 months	Total Track 3	24 to 36 months	over 36 months	Total Track 4	
Act on Neg Inst	0	2	0	0	2	0	0	0	0	0	0	0	0	0	0	2
Asbestos	0	0	0	0	0	0	0	0	0	0	0	0	0	0	0	0
Assault & Bat	0	0	0	0	0	0	0	0	0	7	5	12	0	0	0	12
Auto - Pers Inj	0	0	0	0	0	249	190	51	490	0	0	0	0	0	0	490
Auto - Property	0	0	0	0	0	2	2	0	4	0	0	0	0	0	0	4
Book Account	18	7	2	0	27	0	0	0	0	0	0	0	0	0	0	27
Civil Rights	0	0	0	0	0	0	0	0	0	1	0	1	0	0	0	1
Complex Comm	0	0	0	0	0	0	0	0	0	0	0	0	4	17	21	21
Condemnation	0	0	0	0	0	0	0	0	0	1	2	3	0	0	0	3
Construction	0	1	0	0	1	3	8	3	14	0	0	0	0	0	0	15
Contract/Comm	0	0	0	0	0	43	43	18	104	0	1	1	0	0	0	105
Employment	0	0	0	0	0	1	0	1	2	0	0	0	0	0	0	2
Lieu of P. Writ	0	0	0	0	0	0	0	0	0	0	0	0	7	8	15	15
Medical Malprac	0	0	0	0	0	0	0	0	0	59	46	105	0	0	0	105
Name Change	0	0	0	0	0	0	0	0	0	0	0	0	0	0	0	0
Other Insurance	0	3	0	3	6	0	0	0	0	0	0	0	0	0	0	6
Other MCL	0	0	0	0	0	0	0	0	0	0	0	0	0	0	0	0
Other Track 1	26	9	15	8	58	2	1	0	3	0	1	1	0	0	0	62
Other Track 3	0	0	0	0	0	0	0	0	0	22	12	34	0	0	0	34
Other Track 4	0	0	0	0	0	0	0	0	0	0	0	0	12	15	27	27
Personal Injury	0	0	0	0	0	114	108	45	267	0	0	0	0	0	0	267
Prod Liability	0	0	0	0	0	0	0	0	0	2	4	6	0	0	0	6
Prof Malpractic	0	0	0	0	0	0	0	0	0	8	23	31	0	0	0	31
PIP Coverage	0	0	0	0	0	0	0	0	0	0	0	0	0	0	0	0
Real Property	9	2	2	0	13	0	0	0	0	0	0	0	0	0	0	13
Tort Other	0	0	0	0	0	15	16	6	37	0	0	0	0	0	0	37
Toxic Tort	0	0	0	0	0	0	0	0	0	0	0	0	0	0	0	0
UM/UIM Bod Inj	0	0	0	0	0	20	10	0	30	0	0	0	0	0	0	30
Total	53	24	19	11	107	449	378	124	951	100	94	194	23	40	63	1,315

NOTE: Some Multicounty Litigation (MCL) cases were transferred in November 2014: Atlantic to Bergen = 8,935; Atlantic to Middlesex = 4,070.

CIVIL RESOLUTION SUMMARY BY CASETYPE
JULY 2022 - APRIL 2023
MONMOUTH

	Trial			Summary					Total	Percent resolved by					
	Jury	Nonjury	Total	Judgment	Settlement	Default Judgment	Dismiss	Other		Trial	Sum Jud	Settle	Default J	Dismiss	Other
Act on Neg Inst	0	0	0	1	3	1	1	0	6	0%	17%	50%	17%	17%	0%
Asbestos	0	0	0	0	0	0	0	1	1	0%	0%	0%	0%	0%	100%
Assault & Bat	0	1	1	0	12	0	6	0	19	5%	0%	63%	0%	32%	0%
Auto - Pers Inj	14	1	15	8	708	3	130	31	895	2%	1%	79%	0%	15%	3%
Auto - Property	0	0	0	0	23	9	8	1	41	0%	0%	56%	22%	20%	2%
Book Account	1	0	1	8	113	138	101	3	364	0%	2%	31%	38%	28%	1%
Civil Rights	0	0	0	1	4	0	3	2	10	0%	10%	40%	0%	30%	20%
Complex Commer	0	0	0	1	7	0	2	5	15	0%	7%	47%	0%	13%	33%
Condemnation	0	0	0	0	6	0	1	2	9	0%	0%	67%	0%	11%	22%
Construction	0	0	0	1	21	1	15	1	39	0%	3%	54%	3%	38%	3%
Contract/Commer	0	1	1	13	222	72	126	13	447	0%	3%	50%	16%	28%	3%
Employment	0	0	0	0	4	0	3	0	7	0%	0%	57%	0%	43%	0%
Lieu of P. Writ	0	10	10	1	12	0	8	6	37	27%	3%	32%	0%	22%	16%
Medical Malprac	3	0	3	0	52	0	21	2	78	4%	0%	67%	0%	27%	3%
Name Change	0	0	0	0	0	0	9	151	160	0%	0%	0%	0%	6%	94%
Other Insurance	0	0	0	0	13	1	3	4	21	0%	0%	62%	5%	14%	19%
Other MCL	0	0	0	0	0	0	0	0	0	0%	0%	0%	0%	0%	0%
Other Track 1	0	1	1	2	87	9	45	31	175	1%	1%	50%	5%	26%	18%
Other Track 3	2	0	2	2	79	0	11	9	103	2%	2%	77%	0%	11%	9%
Other Track 4	0	0	0	1	10	1	3	0	15	0%	7%	67%	7%	20%	0%
Personal Injury	4	0	4	12	372	4	70	24	486	1%	2%	77%	1%	14%	5%
Prod Liability	0	0	0	0	9	0	2	4	15	0%	0%	60%	0%	13%	27%
Prof Malpractic	2	0	2	1	28	0	8	4	43	5%	2%	65%	0%	19%	9%
PIP Coverage	0	0	0	0	7	0	1	2	10	0%	0%	70%	0%	10%	20%
Real Property	1	0	1	1	17	1	6	3	29	3%	3%	59%	3%	21%	10%
Tort Other	0	0	0	1	73	13	28	7	122	0%	1%	60%	11%	23%	6%
Toxic Tort	0	0	0	0	0	0	1	0	1	0%	0%	0%	0%	100%	0%
UM/UIM Bod Inj	2	0	2	1	60	0	6	0	69	3%	1%	87%	0%	9%	0%
Total	29	14	43	55	1,942	253	618	306	3,217	1%	2%	60%	8%	19%	10%

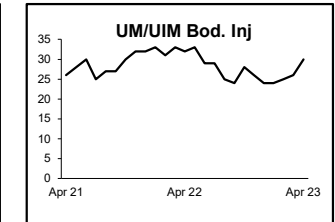
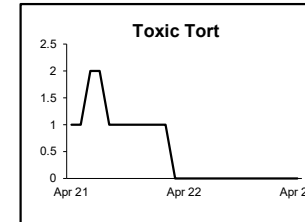
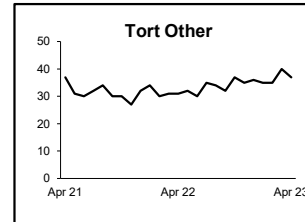
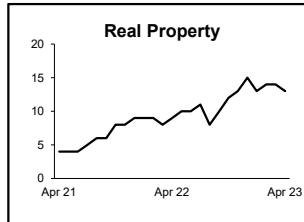
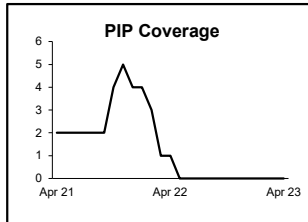
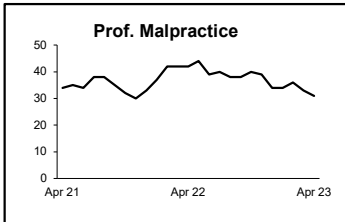
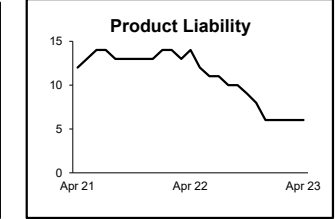
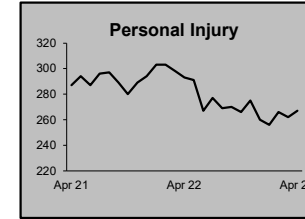
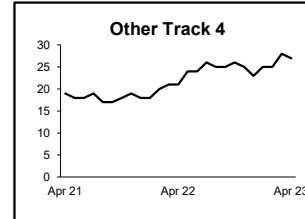
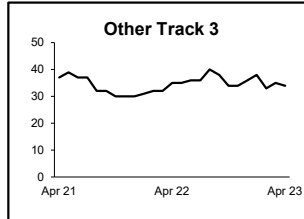
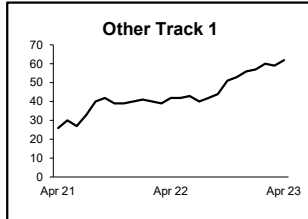
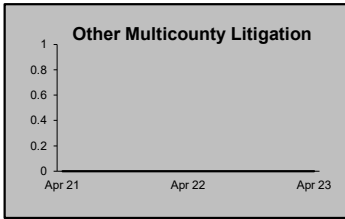
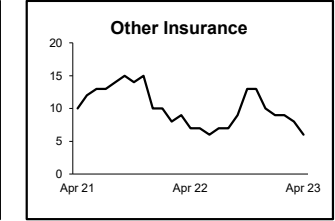
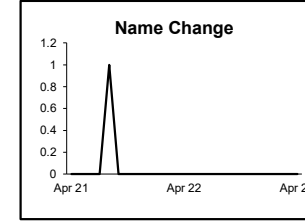
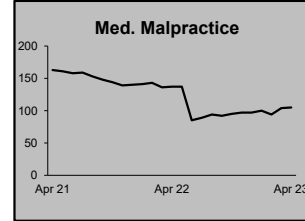
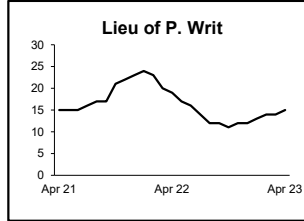
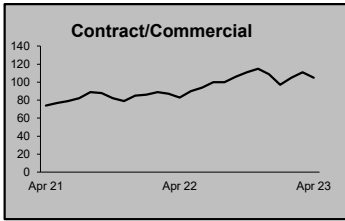
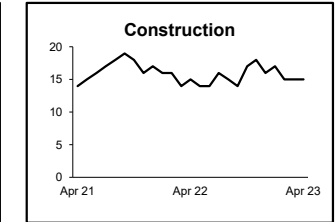
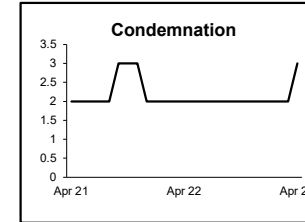
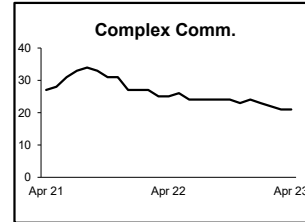
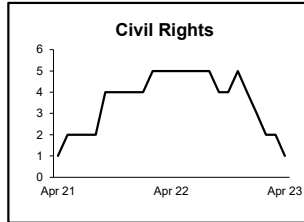
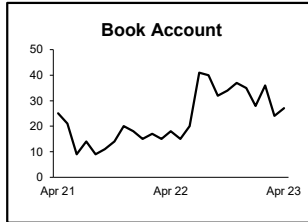
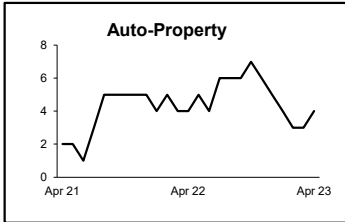
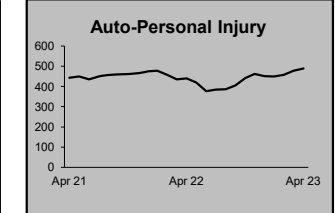
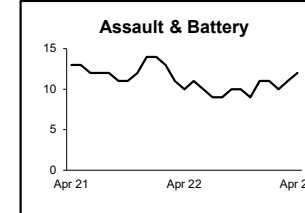
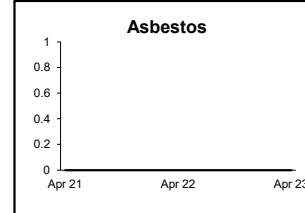
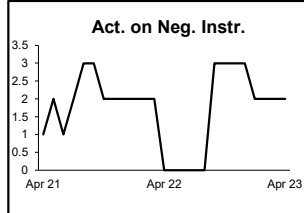
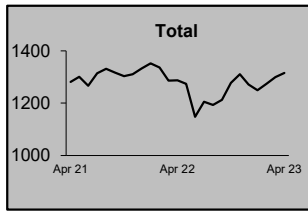
Monthly Resolutions



NOTE: Some Multicounty Litigation (MCL) cases were transferred in November 2014: Atlantic to Bergen = 8,935; Atlantic to Middlesex = 4,070.

**CIVIL BACKLOG BY CASETYPE
APRIL 2023
MONMOUTH**

	Total Backlog	% chg
Apr 21	1,281	
Apr 22	1,287	0%
Apr 23	1,315	2%



- 1) Casetypes with the state's largest backlogs are highlighted.
- 2) Some Multicounty Litigation (MCL) cases were transferred in November 2014: Atlantic to Bergen = 8,935; Atlantic to Middlesex = 4,070.

CIVIL CASELOAD SUMMARY BY CASETYPE
JULY 2022 - APRIL 2023
MORRIS

	Filings			Resolutions			Clearance		Backlog			Backlog Percent		Backlog Per 100 Monthly Filings		Active Pending		
	Jul 2021 to Apr 2022	Jul 2022 to Apr 2023	percent change	Jul 2021 to Apr 2022	Jul 2022 to Apr 2023	percent change	Jul 2022 - Apr 2023		Apr 2022	Apr 2023	percent change	Apr 2022	Apr 2023	Apr 2022	Apr 2023	Apr 2022	Apr 2023	percent change
	number	percent																
Act on Neg Inst	3	4	33%	3	7	133%	3	175%	1	1	0%	25%	100%	240	300	4	1	-75%
Asbestos	0	0	0%	0	0	0%	0	100%	0	0	0%	0%	0%	0	0	0	0	0%
Assault & Bat	26	1	-96%	22	8	-64%	7	800%	7	29	314%	16%	76%	255	11,600	43	38	-12%
Auto - Pers Inj	409	388	-5%	442	489	11%	101	126%	271	209	-23%	33%	30%	576	488	815	699	-14%
Auto - Property	21	30	43%	20	22	10%	-8	73%	3	2	-33%	15%	8%	133	73	20	26	30%
Book Account	331	253	-24%	416	260	-38%	7	103%	32	16	-50%	18%	9%	84	56	180	172	-4%
Civil Rights	17	8	-53%	12	10	-17%	2	125%	2	2	0%	12%	15%	133	218	17	13	-24%
Complex Comm	12	23	92%	16	17	6%	-6	74%	31	32	3%	67%	53%	2,188	1,422	46	60	30%
Condemnation	4	4	0%	1	4	300%	0	100%	0	0	0%	0%	0%	0	0	4	5	25%
Construction	22	17	-23%	25	20	-20%	3	118%	13	16	23%	31%	43%	578	873	42	37	-12%
Contract/Comm	366	399	9%	382	405	6%	6	102%	95	73	-23%	23%	17%	236	175	417	419	0%
Employment	10	19	90%	9	17	89%	-2	89%	1	4	300%	7%	22%	75	200	15	18	20%
Lieu of P. Writ	23	16	-30%	23	21	-9%	5	131%	3	5	67%	10%	24%	116	300	31	21	-32%
Medical Malprac	33	41	24%	26	39	50%	-2	95%	85	78	-8%	56%	50%	1,925	1,835	153	155	1%
Name Change	132	131	-1%	110	142	29%	11	108%	0	0	0%	0%	0%	0	0	50	22	-56%
Other Insurance	21	20	-5%	19	23	21%	3	115%	17	4	-76%	59%	21%	658	192	29	19	-34%
Other MCL	0	1		0	0	0%	-1	0%	0	0	0%	0%	0%	0	0	0	0	0%
Other Track 1	135	148	10%	130	153	18%	5	103%	21	6	-71%	19%	8%	132	38	108	74	-31%
Other Track 3	82	72	-12%	83	70	-16%	-2	97%	27	44	63%	20%	33%	331	621	134	133	-1%
Other Track 4	10	14	40%	15	10	-33%	-4	71%	13	15	15%	45%	41%	1,114	1,286	29	37	28%
Personal Injury	307	262	-15%	300	271	-10%	9	103%	184	179	-3%	33%	34%	575	621	551	532	-3%
Prod Liability	14	9	-36%	64	13	-80%	4	144%	14	13	-7%	45%	46%	168	1,300	31	28	-10%
Prof Malpractic	26	13	-50%	18	29	61%	16	223%	24	21	-13%	39%	40%	929	1,050	62	53	-15%
PIP Coverage	20	29	45%	29	28	-3%	-1	97%	3	0	-100%	33%	0%	100	0	9	13	44%
Real Property	19	11	-42%	14	18	29%	7	164%	5	0	-100%	29%	0%	273	0	17	4	-76%
Tort Other	82	60	-27%	69	68	-1%	8	113%	31	28	-10%	29%	27%	358	395	106	103	-3%
Toxic Tort	0	0	0%	1	1	0%	1	100%	3	1	-67%	75%	100%			4	1	-75%
UM/UIM Bod Inj	10	22	120%	19	11	-42%	-11	50%	7	12	71%	33%	36%	646	533	21	33	57%
Total	2,135	1,995	-7%	2,268	2,156	-5%	161	108%	893	790	-12%	30%	29%	365	367	2,938	2,716	-8%

NOTE: Some Multicounty Litigation (MCL) cases were transferred in November 2014: Atlantic to Bergen = 8,935; Atlantic to Middlesex = 4,070.

CIVIL BACKLOG SUMMARY BY CASETYPE

April 2023

MORRIS

	Cases in Backlog															
	Track 1					Track 2				Track 3			Track 4			Total Backlog
	12 to 18 months	18 to 24 months	24 to 36 months	over 36 months	Total Track 1	18 to 24 months	24 to 36 months	over 36 months	Total Track 2	24 to 36 months	over 36 months	Total Track 3	24 to 36 months	over 36 months	Total Track 4	
Act on Neg Inst	0	1	0	0	1	0	0	0	0	0	0	0	0	0	0	1
Asbestos	0	0	0	0	0	0	0	0	0	0	0	0	0	0	0	0
Assault & Bat	0	0	0	0	0	0	0	0	0	21	8	29	0	0	0	29
Auto - Pers Inj	0	0	0	0	0	97	95	17	209	0	0	0	0	0	0	209
Auto - Property	0	0	0	0	0	1	1	0	2	0	0	0	0	0	0	2
Book Account	10	3	2	1	16	0	0	0	0	0	0	0	0	0	0	16
Civil Rights	0	0	0	0	0	0	0	0	0	2	0	2	0	0	0	2
Complex Comm	0	0	0	0	0	0	0	0	0	0	0	0	8	24	32	32
Condemnation	0	0	0	0	0	0	0	0	0	0	0	0	0	0	0	0
Construction	0	0	0	0	0	6	10	0	16	0	0	0	0	0	0	16
Contract/Comme	0	0	0	0	0	30	37	6	73	0	0	0	0	0	0	73
Employment	0	0	0	0	0	2	2	0	4	0	0	0	0	0	0	4
Lieu of P. Writ	0	0	0	0	0	0	0	0	0	0	0	0	3	2	5	5
Medical Malprac	0	0	0	0	0	0	0	0	0	19	59	78	0	0	0	78
Name Change	0	0	0	0	0	0	0	0	0	0	0	0	0	0	0	0
Other Insurance	2	0	2	0	4	0	0	0	0	0	0	0	0	0	0	4
Other MCL	0	0	0	0	0	0	0	0	0	0	0	0	0	0	0	0
Other Track 1	4	0	0	0	4	1	1	0	2	0	0	0	0	0	0	6
Other Track 3	0	0	0	0	0	0	0	0	0	27	17	44	0	0	0	44
Other Track 4	0	0	0	0	0	0	0	0	0	0	0	0	5	10	15	15
Personal Injury	0	0	0	0	0	80	74	25	179	0	0	0	0	0	0	179
Prod Liability	0	0	0	0	0	0	0	0	0	6	7	13	0	0	0	13
Prof Malpractic	0	0	0	0	0	0	0	0	0	7	14	21	0	0	0	21
PIP Coverage	0	0	0	0	0	0	0	0	0	0	0	0	0	0	0	0
Real Property	0	0	0	0	0	0	0	0	0	0	0	0	0	0	0	0
Tort Other	0	0	0	0	0	13	11	4	28	0	0	0	0	0	0	28
Toxic Tort	0	0	0	0	0	0	0	0	0	1	0	1	0	0	0	1
UM/UIM Bod Inj	0	0	0	0	0	5	6	1	12	0	0	0	0	0	0	12
Total	16	4	4	1	25	235	237	53	525	83	105	188	16	36	52	790

NOTE: Some Multicounty Litigation (MCL) cases were transferred in November 2014: Atlantic to Bergen = 8,935; Atlantic to Middlesex = 4,070.

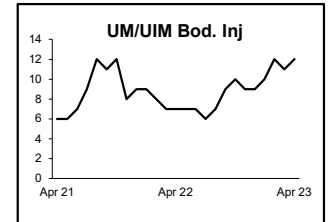
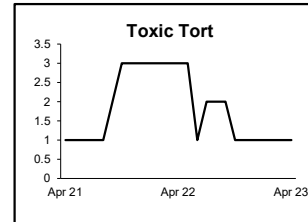
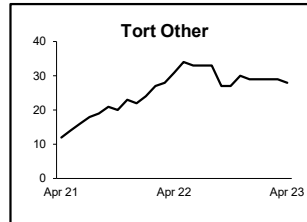
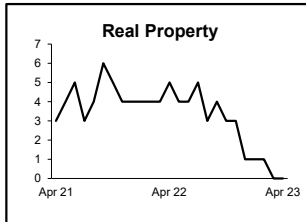
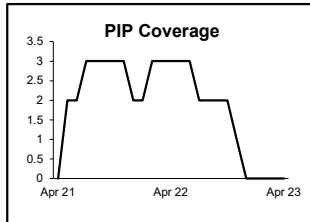
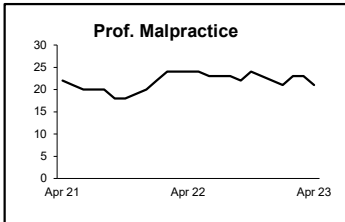
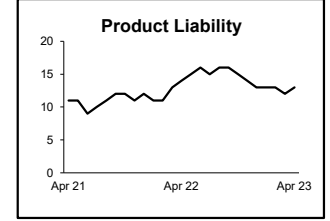
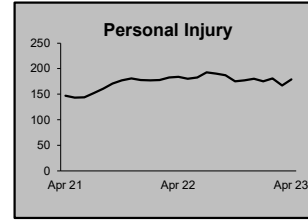
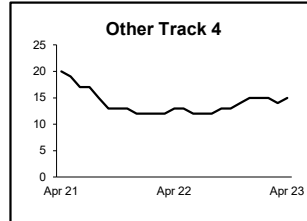
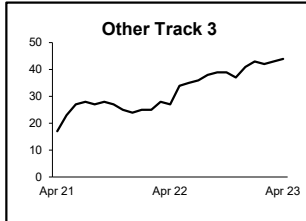
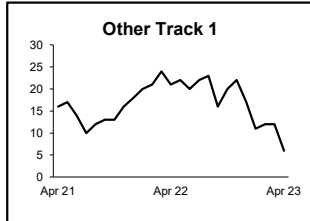
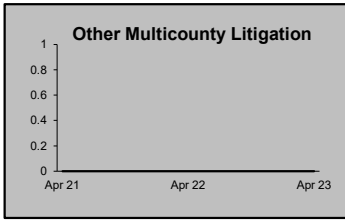
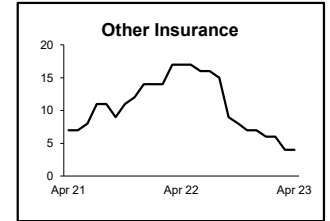
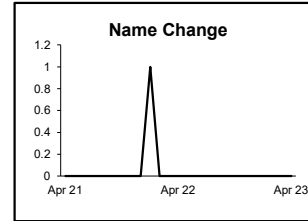
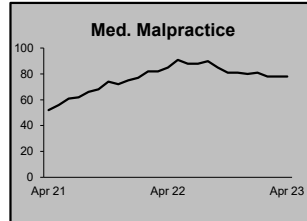
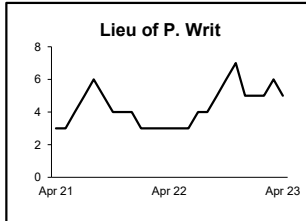
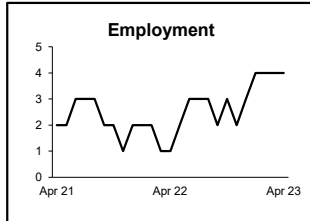
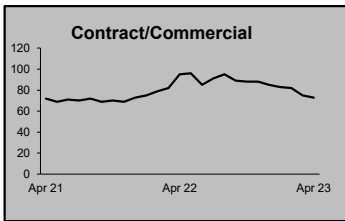
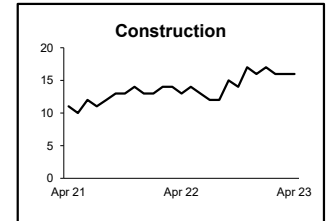
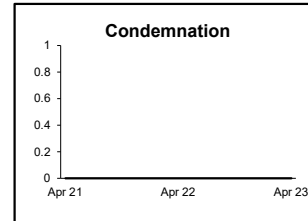
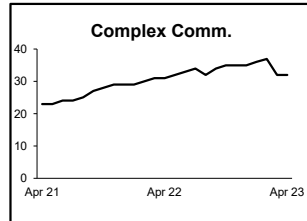
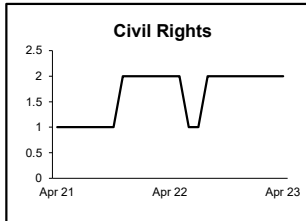
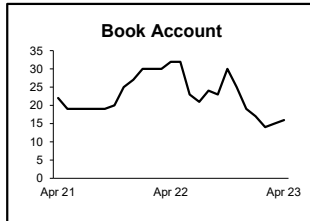
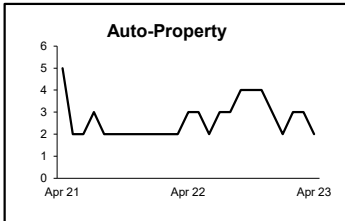
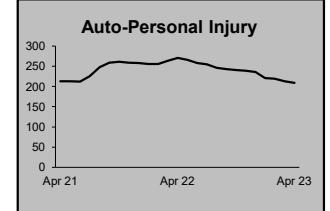
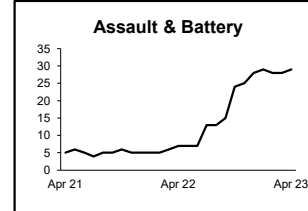
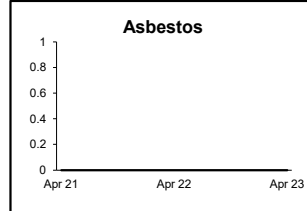
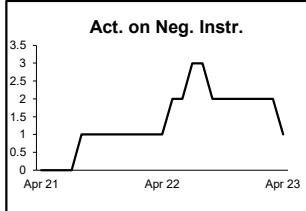
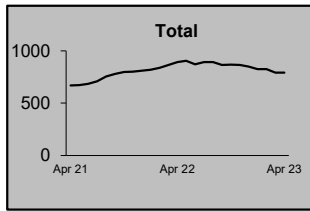
CIVIL RESOLUTION SUMMARY BY CASETYPE
JULY 2022 - APRIL 2023
MORRIS

	Trial			Summary					Total	Percent resolved by						Monthly Resolutions
	Jury	Nonjury	Total	Judgment	Settlement	Default Judgment	Dismiss	Other		Trial	Sum Jud	Settle	Default J	Dismiss	Other	
Act on Neg Inst	0	0	0	2	0	1	3	1	7	0%	29%	0%	14%	43%	14%	<p>The 'Monthly Resolutions' section contains three line charts. The top chart shows 'Trials' (squares) and 'Sum Jud' (circles) from 2004 to 2014. The middle chart shows 'Settlements' (squares) from 2004 to 2014. The bottom chart shows 'Def Judg' (squares) and 'Dismiss' (circles) from 2004 to 2014.</p>
Asbestos	0	0	0	0	0	0	0	0	0	0%	0%	0%	0%	0%	0%	
Assault & Bat	0	0	0	0	0	0	8	0	8	0%	0%	0%	0%	100%	0%	
Auto - Pers Inj	4	0	4	7	139	1	325	13	489	1%	1%	28%	0%	66%	3%	
Auto - Property	0	0	0	1	4	4	13	0	22	0%	5%	18%	18%	59%	0%	
Book Account	0	1	1	7	37	89	125	1	260	0%	3%	14%	34%	48%	0%	
Civil Rights	0	0	0	0	1	0	9	0	10	0%	0%	10%	0%	90%	0%	
Complex Commer	0	0	0	0	3	0	12	2	17	0%	0%	18%	0%	71%	12%	
Condemnation	0	0	0	1	1	0	1	1	4	0%	25%	25%	0%	25%	25%	
Construction	0	0	0	1	4	1	14	0	20	0%	5%	20%	5%	70%	0%	
Contract/Commer	2	1	3	23	64	68	230	17	405	1%	6%	16%	17%	57%	4%	
Employment	0	1	1	0	1	0	12	3	17	6%	0%	6%	0%	71%	18%	
Lieu of P. Writ	0	0	0	1	0	1	15	4	21	0%	5%	0%	5%	71%	19%	
Medical Malprac	0	0	0	0	15	0	22	2	39	0%	0%	38%	0%	56%	5%	
Name Change	0	0	0	0	0	0	4	138	142	0%	0%	0%	0%	3%	97%	
Other Insurance	0	0	0	0	1	1	21	0	23	0%	0%	4%	4%	91%	0%	
Other MCL	0	0	0	0	0	0	0	0	0	0%	0%	0%	0%	0%	0%	
Other Track 1	0	0	0	11	32	6	73	31	153	0%	7%	21%	4%	48%	20%	
Other Track 3	0	0	0	0	17	0	48	5	70	0%	0%	24%	0%	69%	7%	
Other Track 4	0	0	0	0	2	1	7	0	10	0%	0%	20%	10%	70%	0%	
Personal Injury	1	0	1	4	84	0	176	6	271	0%	1%	31%	0%	65%	2%	
Prod Liability	0	0	0	0	5	0	6	2	13	0%	0%	38%	0%	46%	15%	
Prof Malpractic	1	0	1	0	8	0	20	0	29	3%	0%	28%	0%	69%	0%	
PIP Coverage	0	0	0	2	1	0	23	2	28	0%	7%	4%	0%	82%	7%	
Real Property	0	0	0	0	3	2	12	1	18	0%	0%	17%	11%	67%	6%	
Tort Other	1	1	2	0	12	1	51	2	68	3%	0%	18%	1%	75%	3%	
Toxic Tort	0	0	0	0	1	0	0	0	1	0%	0%	100%	0%	0%	0%	
UM/UIM Bod Inj	0	0	0	0	2	0	9	0	11	0%	0%	18%	0%	82%	0%	
Total	9	4	13	60	437	176	1,239	231	2,156	1%	3%	20%	8%	57%	11%	

NOTE: Some Multicounty Litigation (MCL) cases were transferred in November 2014: Atlantic to Bergen = 8,935; Atlantic to Middlesex = 4,070.

**CIVIL BACKLOG BY CASETYPE
APRIL 2023
MORRIS**

	Total	Backlog	% chg
Apr 21		671	
Apr 22		893	33%
Apr 23		790	-12%



- 1) Casetypes with the state's largest backlogs are highlighted.
- 2) Some Multicounty Litigation (MCL) cases were transferred in November 2014: Atlantic to Bergen = 8,935; Atlantic to Middlesex = 4,070.

CIVIL CASELOAD SUMMARY BY CASETYPE
JULY 2022 - APRIL 2023
OCEAN

	Filings			Resolutions			Clearance		Backlog			Backlog Percent		Backlog Per 100 Monthly Filings		Active Pending		
	Jul 2021 to Apr 2022	Jul 2022 to Apr 2023	percent change	Jul 2021 to Apr 2022	Jul 2022 to Apr 2023	percent change	Jul 2022 - Apr 2023		Apr 2022	Apr 2023	percent change	Apr 2022	Apr 2023	Apr 2022	Apr 2023	Apr 2022	Apr 2023	percent change
							number	percent										
Act on Neg Inst	10	3	-70%	12	17	42%	14	567%	7	0	-100%	50%	0%	560	0	14	0	-100%
Asbestos	0	0	0%	0	0	0%	0	100%	0	0	0%	0%	0%	0	0	0	0	0%
Assault & Bat	29	7	-76%	21	15	-29%	8	214%	8	3	-63%	35%	17%	310	360	23	18	-22%
Auto - Pers Inj	680	685	1%	836	756	-10%	71	110%	403	360	-11%	32%	30%	531	486	1,272	1,187	-7%
Auto - Property	25	39	56%	39	33	-15%	-6	85%	3	1	-67%	12%	3%	113	21	25	32	28%
Book Account	431	294	-32%	557	299	-46%	5	102%	14	14	0%	7%	8%	28	40	193	167	-13%
Civil Rights	11	8	-27%	9	9	0%	1	113%	4	1	-75%	31%	9%	343	109	13	11	-15%
Complex Comm	4	13	225%	7	5	-29%	-8	38%	6	3	-50%	50%	21%	1,200	277	12	14	17%
Condemnation	20	28	40%	20	27	35%	-1	96%	40	22	-45%	77%	44%	2,000	776	52	50	-4%
Construction	23	22	-4%	26	16	-38%	-6	73%	9	11	22%	32%	31%	386	489	28	35	25%
Contract/Comm	326	341	5%	331	340	3%	-1	100%	36	36	0%	12%	12%	100	98	294	296	1%
Employment	9	10	11%	11	8	-27%	-2	80%	2	4	100%	20%	31%	240	400	10	13	30%
Lieu of P. Writ	32	34	6%	38	38	0%	4	112%	6	9	50%	13%	20%	160	270	48	45	-6%
Medical Malprac	44	56	27%	52	60	15%	4	107%	71	55	-23%	46%	39%	1,495	957	153	141	-8%
Name Change	118	119	1%	114	126	11%	7	106%	0	0	0%	0%	0%	0	0	32	26	-19%
Other Insurance	17	8	-53%	15	15	0%	7	188%	8	10	25%	35%	63%	457	706	23	16	-30%
Other MCL	0	0	0%	1	1	0%	1	100%	0	0	0%	0%	0%	0	0	0	0	0%
Other Track 1	268	222	-17%	289	227	-21%	5	102%	35	49	40%	18%	27%	123	205	193	180	-7%
Other Track 3	75	69	-8%	72	87	21%	18	126%	27	45	67%	17%	32%	318	587	159	141	-11%
Other Track 4	8	10	25%	15	11	-27%	1	110%	6	3	-50%	33%	19%	554	327	18	16	-11%
Personal Injury	395	424	7%	477	394	-17%	-30	93%	247	236	-4%	32%	31%	547	530	764	771	1%
Prod Liability	7	14	100%	16	11	-31%	-3	79%	9	6	-33%	47%	30%	900	450	19	20	5%
Prof Malpractic	25	30	20%	35	20	-43%	-10	67%	18	20	11%	27%	28%	675	686	66	72	9%
PIP Coverage	10	5	-50%	10	5	-50%	0	100%	0	1		0%	33%	0	240	5	3	-40%
Real Property	31	22	-29%	32	22	-31%	0	100%	6	6	0%	32%	33%	185	257	19	18	-5%
Tort Other	89	81	-9%	113	82	-27%	1	101%	26	23	-12%	25%	23%	256	244	103	98	-5%
Toxic Tort	0	0	0%	0	0	0%	0	100%	0	0	0%	0%	0%	0	0	0	0	0%
UM/UIM Bod Inj	30	41	37%	42	45	7%	4	110%	20	7	-65%	36%	13%	615	158	56	52	-7%
Total	2,717	2,585	-5%	3,190	2,669	-16%	84	103%	1,011	925	-9%	28%	27%	334	329	3,594	3,422	-5%

NOTE: Some Multicounty Litigation (MCL) cases were transferred in November 2014: Atlantic to Bergen = 8,935; Atlantic to Middlesex = 4,070.

CIVIL BACKLOG SUMMARY BY CASETYPE

April 2023

OCEAN

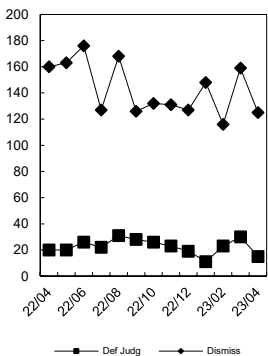
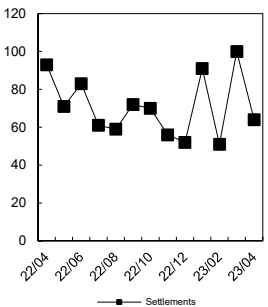
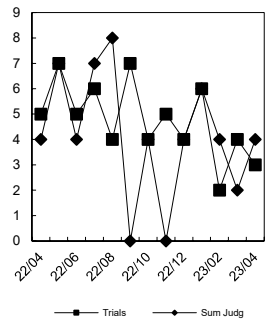
	Cases in Backlog															
	Track 1					Track 2				Track 3			Track 4			Total Backlog
	12 to 18 months	18 to 24 months	24 to 36 months	over 36 months	Total Track 1	18 to 24 months	24 to 36 months	over 36 months	Total Track 2	24 to 36 months	over 36 months	Total Track 3	24 to 36 months	over 36 months	Total Track 4	
Act on Neg Inst	0	0	0	0	0	0	0	0	0	0	0	0	0	0	0	0
Asbestos	0	0	0	0	0	0	0	0	0	0	0	0	0	0	0	0
Assault & Bat	0	0	0	0	0	0	0	0	0	0	3	3	0	0	0	3
Auto - Pers Inj	0	0	0	0	0	159	152	47	358	1	1	2	0	0	0	360
Auto - Property	0	0	0	0	0	0	0	1	1	0	0	0	0	0	0	1
Book Account	8	4	1	1	14	0	0	0	0	0	0	0	0	0	0	14
Civil Rights	0	0	0	0	0	0	0	0	0	0	1	1	0	0	0	1
Complex Comm	0	0	0	0	0	0	0	0	0	0	0	0	1	2	3	3
Condemnation	0	0	0	0	0	0	0	0	0	1	21	22	0	0	0	22
Construction	0	0	0	0	0	5	1	3	9	1	1	2	0	0	0	11
Contract/Comm	0	0	0	0	0	16	13	7	36	0	0	0	0	0	0	36
Employment	0	0	0	0	0	2	1	1	4	0	0	0	0	0	0	4
Lieu of P. Writ	0	0	0	0	0	0	0	0	0	0	0	0	6	3	9	9
Medical Malprac	0	0	0	0	0	0	0	0	0	30	25	55	0	0	0	55
Name Change	0	0	0	0	0	0	0	0	0	0	0	0	0	0	0	0
Other Insurance	5	1	2	2	10	0	0	0	0	0	0	0	0	0	0	10
Other MCL	0	0	0	0	0	0	0	0	0	0	0	0	0	0	0	0
Other Track 1	23	7	12	6	48	1	0	0	1	0	0	0	0	0	0	49
Other Track 3	0	0	0	0	0	0	0	0	0	32	13	45	0	0	0	45
Other Track 4	0	0	0	0	0	0	0	0	0	0	0	0	1	2	3	3
Personal Injury	0	0	0	0	0	109	92	35	236	0	0	0	0	0	0	236
Prod Liability	0	0	0	0	0	0	0	0	0	3	3	6	0	0	0	6
Prof Malpractic	0	0	0	0	0	0	0	0	0	9	11	20	0	0	0	20
PIP Coverage	1	0	0	0	1	0	0	0	0	0	0	0	0	0	0	1
Real Property	3	2	1	0	6	0	0	0	0	0	0	0	0	0	0	6
Tort Other	0	0	0	0	0	8	13	2	23	0	0	0	0	0	0	23
Toxic Tort	0	0	0	0	0	0	0	0	0	0	0	0	0	0	0	0
UM/UIM Bod Inj	0	0	0	0	0	4	3	0	7	0	0	0	0	0	0	7
Total	40	14	16	9	79	304	275	96	675	77	79	156	8	7	15	925

NOTE: Some Multicounty Litigation (MCL) cases were transferred in November 2014: Atlantic to Bergen = 8,935; Atlantic to Middlesex = 4,070.

CIVIL RESOLUTION SUMMARY BY CASETYPE
JULY 2022 - APRIL 2023
OCEAN

	Trial			Summary					Total	Percent resolved by					
	Jury	Nonjury	Total	Judgment	Settlement	Default Judgment	Dismiss	Other		Trial	Sum Jud	Settle	Default J	Dismiss	Other
Act on Neg Inst	0	0	0	1	1	6	7	2	17	0%	6%	6%	35%	41%	12%
Asbestos	0	0	0	0	0	0	0	0	0	0%	0%	0%	0%	0%	0%
Assault & Bat	0	0	0	0	3	0	11	1	15	0%	0%	20%	0%	73%	7%
Auto - Pers Inj	12	0	12	2	250	2	464	26	756	2%	0%	33%	0%	61%	3%
Auto - Property	0	0	0	0	13	10	9	1	33	0%	0%	39%	30%	27%	3%
Book Account	0	0	0	9	43	116	126	5	299	0%	3%	14%	39%	42%	2%
Civil Rights	0	0	0	0	2	0	5	2	9	0%	0%	22%	0%	56%	22%
Complex Commer	0	0	0	0	0	0	3	2	5	0%	0%	0%	0%	60%	40%
Condemnation	3	0	3	1	2	0	3	18	27	11%	4%	7%	0%	11%	67%
Construction	0	0	0	0	4	0	11	1	16	0%	0%	25%	0%	69%	6%
Contract/Commer	0	4	4	4	71	64	176	21	340	1%	1%	21%	19%	52%	6%
Employment	0	0	0	0	0	2	5	1	8	0%	0%	0%	25%	63%	13%
Lieu of P. Writ	0	14	14	3	0	0	20	1	38	37%	8%	0%	0%	53%	3%
Medical Malprac	3	0	3	0	23	0	30	4	60	5%	0%	38%	0%	50%	7%
Name Change	0	0	0	0	0	0	8	118	126	0%	0%	0%	0%	6%	94%
Other Insurance	0	0	0	0	4	1	9	1	15	0%	0%	27%	7%	60%	7%
Other MCL	0	0	0	0	0	0	1	0	1	0%	0%	0%	0%	100%	0%
Other Track 1	0	1	1	0	40	8	104	74	227	0%	0%	18%	4%	46%	33%
Other Track 3	0	0	0	3	28	0	52	4	87	0%	3%	32%	0%	60%	5%
Other Track 4	0	0	0	0	4	3	3	1	11	0%	0%	36%	27%	27%	9%
Personal Injury	5	0	5	9	139	4	212	25	394	1%	2%	35%	1%	54%	6%
Prod Liability	1	0	1	0	3	0	3	4	11	9%	0%	27%	0%	27%	36%
Prof Malpractic	0	0	0	3	0	0	17	0	20	0%	15%	0%	0%	85%	0%
PIP Coverage	0	0	0	0	1	0	4	0	5	0%	0%	20%	0%	80%	0%
Real Property	0	0	0	0	2	4	11	5	22	0%	0%	9%	18%	50%	23%
Tort Other	0	0	0	4	23	8	43	4	82	0%	5%	28%	10%	52%	5%
Toxic Tort	0	0	0	0	0	0	0	0	0	0%	0%	0%	0%	0%	0%
UM/UIM Bod Inj	2	0	2	0	20	0	22	1	45	4%	0%	44%	0%	49%	2%
Total	26	19	45	39	676	228	1,359	322	2,669	2%	1%	25%	9%	51%	12%

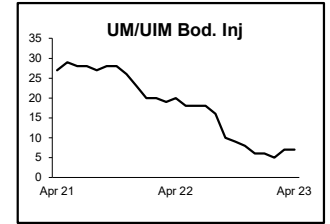
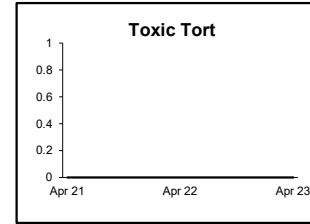
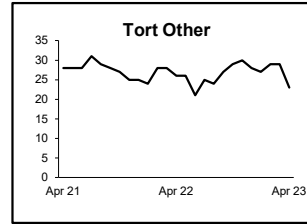
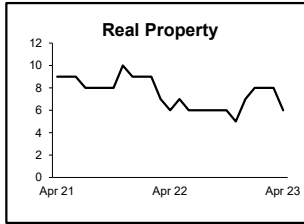
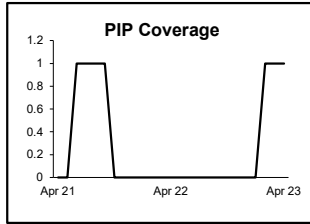
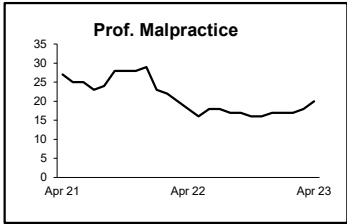
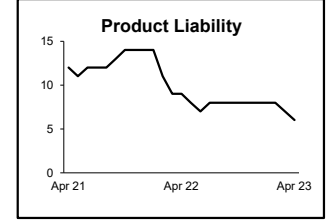
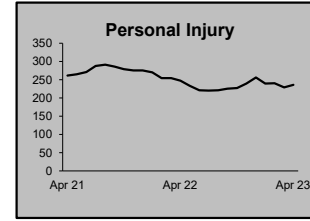
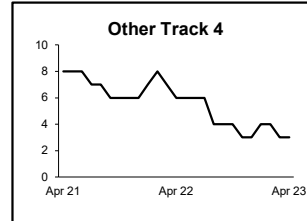
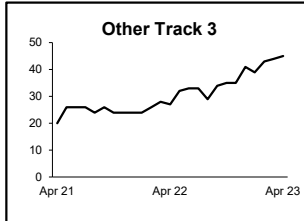
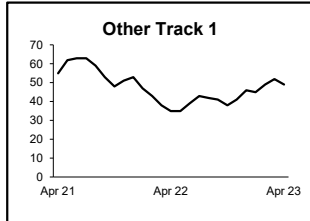
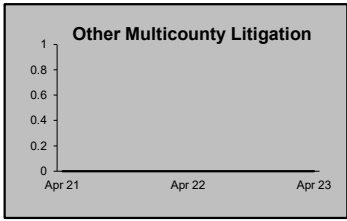
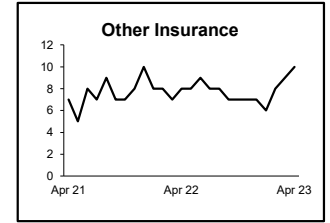
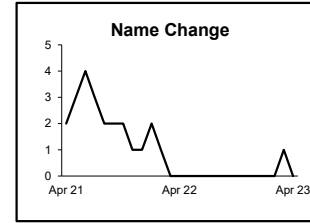
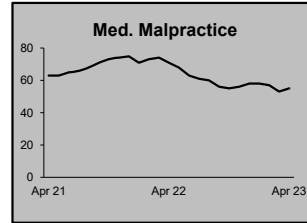
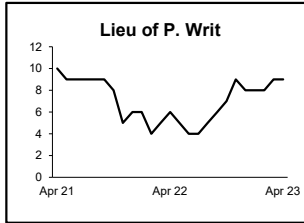
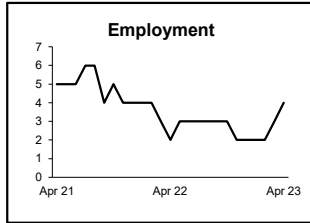
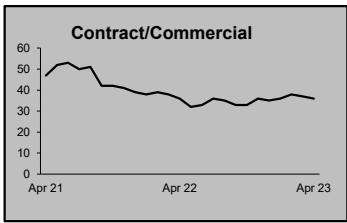
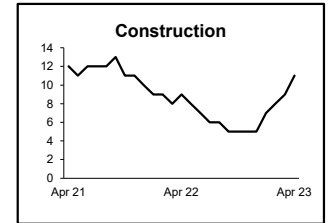
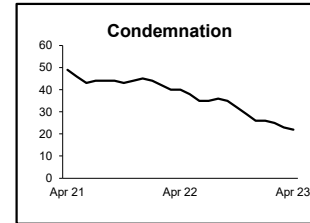
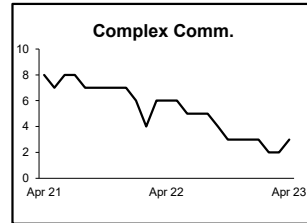
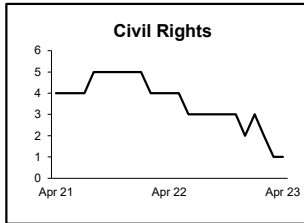
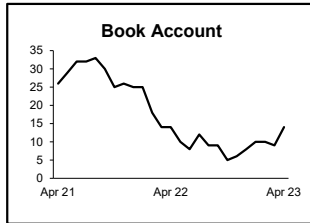
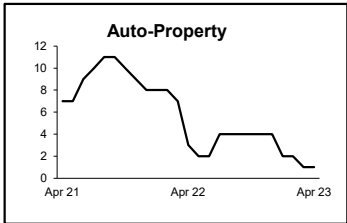
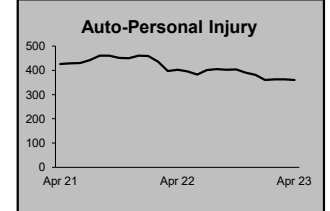
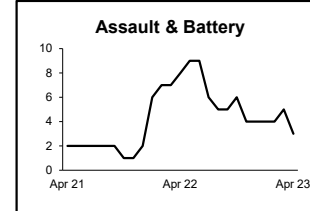
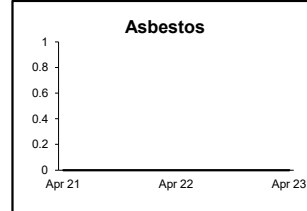
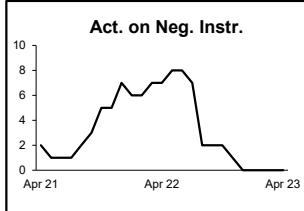
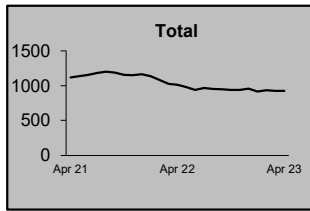
Monthly Resolutions



NOTE: Some Multicounty Litigation (MCL) cases were transferred in November 2014: Atlantic to Bergen = 8,935; Atlantic to Middlesex = 4,070.

**CIVIL BACKLOG BY CASETYPE
APRIL 2023
OCEAN**

	Total	Backlog	% chg
Apr 21		1,117	
Apr 22		1,011	-9%
Apr 23		925	-9%



- 1) Casetypes with the state's largest backlogs are highlighted.
- 2) Some Multicounty Litigation (MCL) cases were transferred in November 2014: Atlantic to Bergen = 8,935; Atlantic to Middlesex = 4,070.

CIVIL CASELOAD SUMMARY BY CASETYPE
JULY 2022 - APRIL 2023
PASSAIC

	Filings			Resolutions			Clearance		Backlog			Backlog Percent		Backlog Per 100 Monthly Filings		Active Pending		
	Jul 2021 to Apr 2022	Jul 2022 to Apr 2023	percent change	Jul 2021 to Apr 2022	Jul 2022 to Apr 2023	percent change	Jul 2022 - Apr 2023		Apr 2022	Apr 2023	percent change	Apr 2022	Apr 2023	Apr 2022	Apr 2023	Apr 2022	Apr 2023	percent change
							number	percent										
Act on Neg Inst	8	6	-25%	3	5	67%	-1	83%	2	4	100%	22%	44%	240	600	9	9	0%
Asbestos	0	0	0%	0	0	0%	0	100%	0	0	0%	0%	0%	0	0	0	0	0%
Assault & Bat	30	6	-80%	11	8	-27%	2	133%	9	40	344%	7%	32%	292	4,364	126	125	-1%
Auto - Pers Inj	1,446	1,225	-15%	1,783	1,596	-10%	371	130%	621	462	-26%	27%	25%	389	350	2,336	1,837	-21%
Auto - Property	54	52	-4%	44	60	36%	8	115%	7	4	-43%	13%	8%	125	69	52	48	-8%
Book Account	356	282	-21%	478	300	-37%	18	106%	22	22	0%	10%	11%	52	67	212	192	-9%
Civil Rights	40	13	-68%	6	20	233%	7	154%	11	6	-45%	31%	20%	307	288	36	30	-17%
Complex Comm	6	13	117%	6	10	67%	-3	77%	5	4	-20%	33%	24%	1,000	369	15	17	13%
Condemnation	1	2	100%	1	0	-100%	-2	0%	1	1	0%	50%	33%	600	600	2	3	50%
Construction	23	8	-65%	9	19	111%	11	238%	12	8	-33%	36%	42%	600	686	33	19	-42%
Contract/Comm	308	337	9%	325	342	5%	5	101%	92	66	-28%	26%	19%	266	188	356	342	-4%
Employment	12	15	25%	12	12	0%	-3	80%	2	2	0%	25%	14%	185	126	8	14	75%
Lieu of P. Writ	17	22	29%	9	17	89%	-5	77%	12	6	-50%	36%	18%	626	248	33	34	3%
Medical Malprac	36	25	-31%	38	43	13%	18	172%	46	32	-30%	41%	40%	1,082	1,200	111	81	-27%
Name Change	105	87	-17%	99	84	-15%	-3	97%	1	3	200%	3%	8%	8	29	37	40	8%
Other Insurance	17	21	24%	20	24	20%	3	114%	6	6	0%	32%	38%	300	277	19	16	-16%
Other MCL	1	0	-100%	0	0	0%	0	100%	0	0	0%	0%	0%	0	0	0	0	0%
Other Track 1	146	144	-1%	135	170	26%	26	118%	47	20	-57%	34%	17%	308	124	137	117	-15%
Other Track 3	62	82	32%	59	61	3%	-21	74%	25	30	20%	21%	21%	330	360	119	140	18%
Other Track 4	7	6	-14%	6	12	100%	6	200%	14	14	0%	50%	70%	1,867	2,800	28	20	-29%
Personal Injury	426	479	12%	431	425	-1%	-54	89%	215	166	-23%	30%	22%	485	339	726	764	5%
Prod Liability	8	14	75%	3	9	200%	-5	64%	6	6	0%	33%	26%	655	400	18	23	28%
Prof Malpractic	19	12	-37%	18	21	17%	9	175%	17	14	-18%	35%	33%	850	1,120	48	42	-13%
PIP Coverage	15	10	-33%	14	11	-21%	1	110%	3	3	0%	25%	38%	200	277	12	8	-33%
Real Property	11	12	9%	16	12	-25%	0	100%	7	6	-14%	50%	50%	442	480	14	12	-14%
Tort Other	74	54	-27%	75	55	-27%	1	102%	31	27	-13%	35%	33%	380	456	88	82	-7%
Toxic Tort	1	0	-100%	0	0	0%	0	100%	0	0	0%	0%	0%	0	0	2	1	-50%
UM/UIM Bod Inj	64	61	-5%	90	70	-22%	9	115%	21	21	0%	22%	23%	300	280	94	92	-2%
Total	3,293	2,988	-9%	3,691	3,386	-8%	398	113%	1,235	973	-21%	26%	24%	340	301	4,671	4,108	-12%

NOTE: Some Multicounty Litigation (MCL) cases were transferred in November 2014: Atlantic to Bergen = 8,935; Atlantic to Middlesex = 4,070.

CIVIL BACKLOG SUMMARY BY CASETYPE

April 2023

PASSAIC

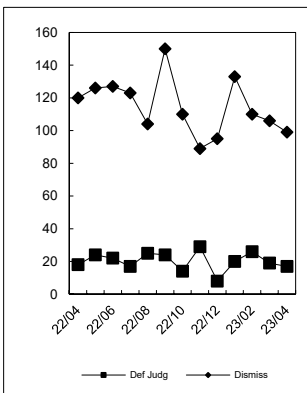
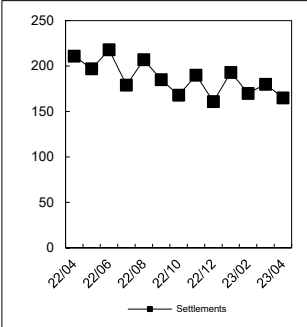
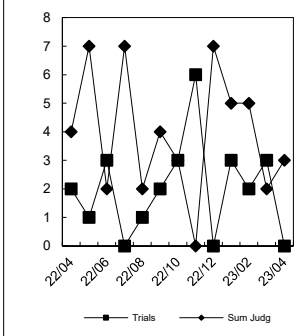
	Cases in Backlog															
	Track 1					Track 2				Track 3			Track 4			Total Backlog
	12 to 18 months	18 to 24 months	24 to 36 months	over 36 months	Total Track 1	18 to 24 months	24 to 36 months	over 36 months	Total Track 2	24 to 36 months	over 36 months	Total Track 3	24 to 36 months	over 36 months	Total Track 4	
Act on Neg Inst	3	0	1	0	4	0	0	0	0	0	0	0	0	0	0	4
Asbestos	0	0	0	0	0	0	0	0	0	0	0	0	0	0	0	0
Assault & Bat	0	0	0	0	0	0	0	0	0	32	8	40	0	0	0	40
Auto - Pers Inj	0	0	0	0	0	228	125	109	462	0	0	0	0	0	0	462
Auto - Property	0	0	0	0	0	1	2	1	4	0	0	0	0	0	0	4
Book Account	13	2	3	4	22	0	0	0	0	0	0	0	0	0	0	22
Civil Rights	0	0	0	0	0	0	0	0	0	1	5	6	0	0	0	6
Complex Comm	0	0	0	0	0	0	0	0	0	0	0	0	2	2	4	4
Condemnation	0	0	0	0	0	0	0	0	0	0	1	1	0	0	0	1
Construction	0	0	0	0	0	1	1	6	8	0	0	0	0	0	0	8
Contract/Comm	0	0	0	0	0	17	27	22	66	0	0	0	0	0	0	66
Employment	0	0	0	0	0	1	0	1	2	0	0	0	0	0	0	2
Lieu of P. Writ	0	0	0	0	0	0	0	0	0	0	0	0	1	5	6	6
Medical Malprac	0	0	0	0	0	0	0	0	0	13	19	32	0	0	0	32
Name Change	0	2	1	0	3	0	0	0	0	0	0	0	0	0	0	3
Other Insurance	0	3	2	1	6	0	0	0	0	0	0	0	0	0	0	6
Other MCL	0	0	0	0	0	0	0	0	0	0	0	0	0	0	0	0
Other Track 1	8	4	8	0	20	0	0	0	0	0	0	0	0	0	0	20
Other Track 3	0	0	0	0	0	0	0	0	0	18	12	30	0	0	0	30
Other Track 4	0	0	0	0	0	0	0	0	0	0	0	0	5	9	14	14
Personal Injury	0	0	0	0	0	72	50	44	166	0	0	0	0	0	0	166
Prod Liability	0	0	0	0	0	0	0	0	0	3	3	6	0	0	0	6
Prof Malpractic	0	0	0	0	0	0	0	0	0	8	6	14	0	0	0	14
PIP Coverage	0	0	3	0	3	0	0	0	0	0	0	0	0	0	0	3
Real Property	1	1	2	2	6	0	0	0	0	0	0	0	0	0	0	6
Tort Other	0	0	0	0	0	9	8	10	27	0	0	0	0	0	0	27
Toxic Tort	0	0	0	0	0	0	0	0	0	0	0	0	0	0	0	0
UM/UIM Bod Inj	0	0	0	0	0	9	6	6	21	0	0	0	0	0	0	21
Total	25	12	20	7	64	338	219	199	756	75	54	129	8	16	24	973

NOTE: Some Multicounty Litigation (MCL) cases were transferred in November 2014: Atlantic to Bergen = 8,935; Atlantic to Middlesex = 4,070.

CIVIL RESOLUTION SUMMARY BY CASETYPE
JULY 2022 - APRIL 2023
PASSAIC

	Trial			Summary					Total	Percent resolved by					
	Jury	Nonjury	Total	Judgment	Settlement	Default Judgment	Dismiss	Other		Trial	Sum Jud	Settle	Default J	Dismiss	Other
Act on Neg Inst	0	0	0	0	0	2	3	0	5	0%	0%	0%	40%	60%	0%
Asbestos	0	0	0	0	0	0	0	0	0	0%	0%	0%	0%	0%	0%
Assault & Bat	0	0	0	1	5	0	1	1	8	0%	13%	63%	0%	13%	13%
Auto - Pers Inj	6	0	6	8	1,125	9	409	39	1,596	0%	1%	70%	1%	26%	2%
Auto - Property	0	0	0	1	17	14	27	1	60	0%	2%	28%	23%	45%	2%
Book Account	1	1	2	12	61	83	133	9	300	1%	4%	20%	28%	44%	3%
Civil Rights	0	0	0	0	6	0	12	2	20	0%	0%	30%	0%	60%	10%
Complex Commer	0	0	0	1	5	1	3	0	10	0%	10%	50%	10%	30%	0%
Condemnation	0	0	0	0	0	0	0	0	0	0%	0%	0%	0%	0%	0%
Construction	0	0	0	0	7	0	12	0	19	0%	0%	37%	0%	63%	0%
Contract/Commer	1	7	8	5	98	61	152	18	342	2%	1%	29%	18%	44%	5%
Employment	0	0	0	0	2	0	7	3	12	0%	0%	17%	0%	58%	25%
Lieu of P. Writ	0	0	0	0	7	0	9	1	17	0%	0%	41%	0%	53%	6%
Medical Malprac	0	0	0	1	19	0	22	1	43	0%	2%	44%	0%	51%	2%
Name Change	0	0	0	0	0	0	4	80	84	0%	0%	0%	0%	5%	95%
Other Insurance	0	0	0	0	7	1	13	3	24	0%	0%	29%	4%	54%	13%
Other MCL	0	0	0	0	0	0	0	0	0	0%	0%	0%	0%	0%	0%
Other Track 1	1	0	1	4	37	10	100	18	170	1%	2%	22%	6%	59%	11%
Other Track 3	1	0	1	0	30	2	23	5	61	2%	0%	49%	3%	38%	8%
Other Track 4	0	0	0	0	5	1	5	1	12	0%	0%	42%	8%	42%	8%
Personal Injury	2	0	2	5	279	4	114	21	425	0%	1%	66%	1%	27%	5%
Prod Liability	0	0	0	0	2	0	5	2	9	0%	0%	22%	0%	56%	22%
Prof Malpractic	0	0	0	0	10	0	11	0	21	0%	0%	48%	0%	52%	0%
PIP Coverage	0	0	0	0	4	1	5	1	11	0%	0%	36%	9%	45%	9%
Real Property	0	0	0	0	1	2	7	2	12	0%	0%	8%	17%	58%	17%
Tort Other	0	0	0	0	22	6	25	2	55	0%	0%	40%	11%	45%	4%
Toxic Tort	0	0	0	0	0	0	0	0	0	0%	0%	0%	0%	0%	0%
UM/UIM Bod Inj	0	0	0	0	49	2	17	2	70	0%	0%	70%	3%	24%	3%
Total	12	8	20	38	1,798	199	1,119	212	3,386	1%	1%	53%	6%	33%	6%

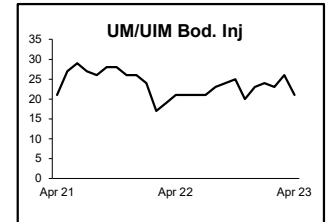
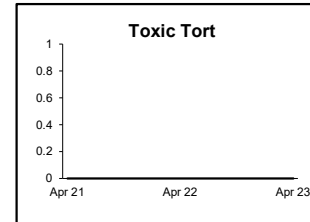
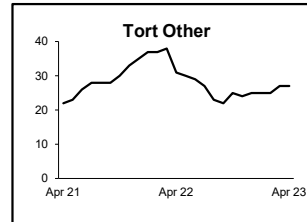
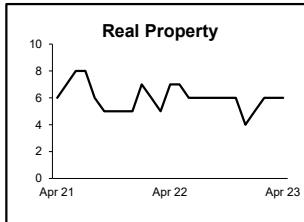
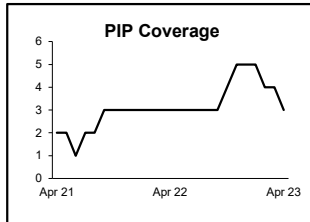
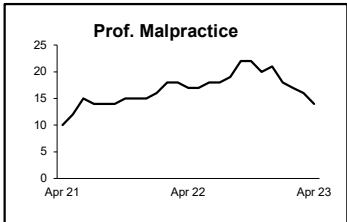
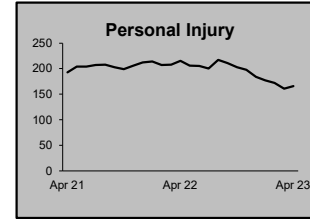
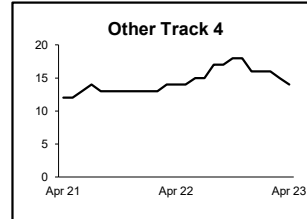
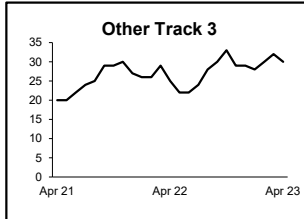
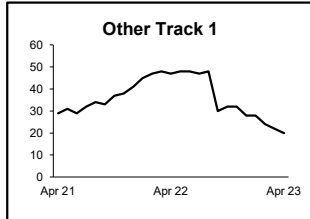
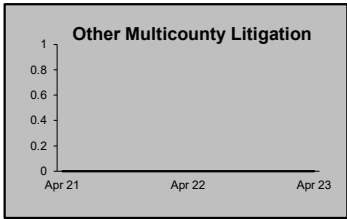
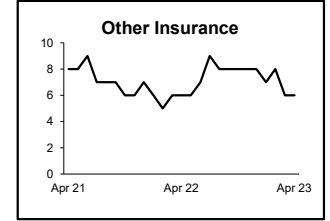
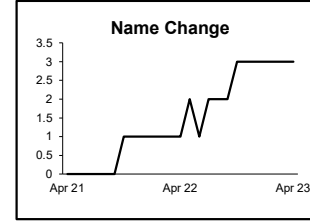
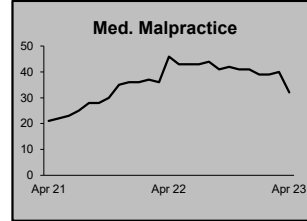
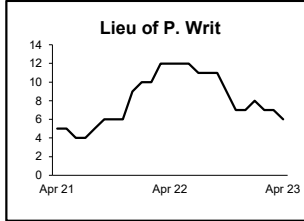
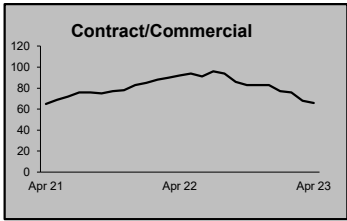
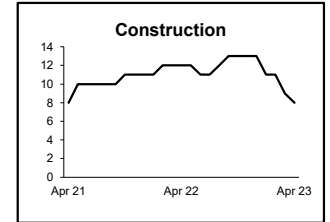
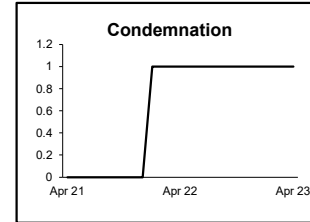
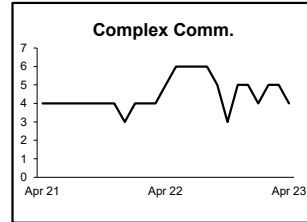
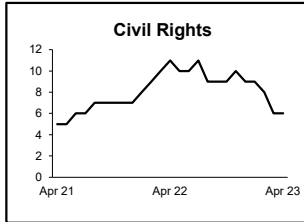
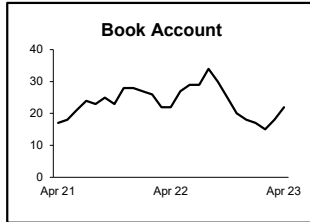
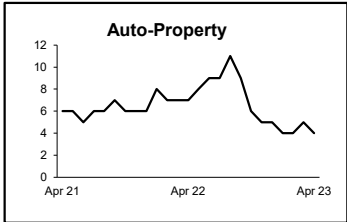
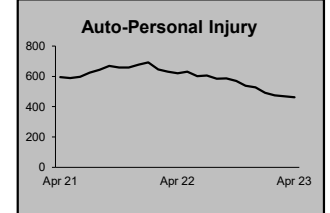
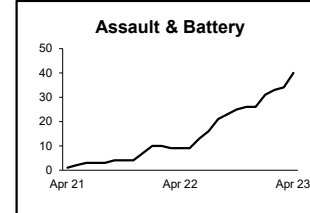
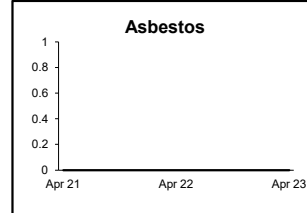
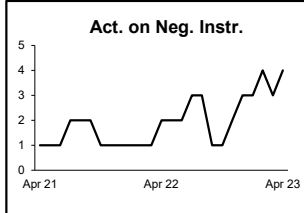
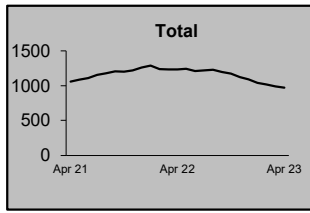
Monthly Resolutions



NOTE: Some Multicounty Litigation (MCL) cases were transferred in November 2014: Atlantic to Bergen = 8,935; Atlantic to Middlesex = 4,070.

**CIVIL BACKLOG BY CASETYPE
APRIL 2023
PASSAIC**

	Total	Backlog	% chg
Apr 21		1,057	
Apr 22		1,235	17%
Apr 23		973	-21%



- 1) Casetypes with the state's largest backlogs are highlighted.
- 2) Some Multicounty Litigation (MCL) cases were transferred in November 2014: Atlantic to Bergen = 8,935; Atlantic to Middlesex = 4,070.

CIVIL CASELOAD SUMMARY BY CASETYPE
JULY 2022 - APRIL 2023
SALEM

	Filings			Resolutions			Clearance		Backlog			Backlog Percent		Backlog Per 100 Monthly Filings		Active Pending		
	Jul 2021 to Apr 2022	Jul 2022 to Apr 2023	percent change	Jul 2021 to Apr 2022	Jul 2022 to Apr 2023	percent change	Jul 2022 - Apr 2023		Apr 2022	Apr 2023	percent change	Apr 2022	Apr 2023	Apr 2022	Apr 2023	Apr 2022	Apr 2023	percent change
	number	percent	number	percent														
Act on Neg Inst	0	1		1	0	-100%	-1	0%	0	0	0%	0%	0%	0	0	0	1	
Asbestos	0	0	0%	0	0	0%	0	100%	0	0	0%	0%	0%	0	0	0	0	0%
Assault & Bat	5	0	-100%	2	2	0%	2	100%	1	1	0%	20%	50%	200	1,200	5	2	-60%
Auto - Pers Inj	35	39	11%	33	38	15%	-1	97%	12	14	17%	22%	28%	327	365	54	50	-7%
Auto - Property	6	4	-33%	11	6	-45%	2	150%	0	0	0%	0%	0%	0	0	4	5	25%
Book Account	32	32	0%	42	28	-33%	-4	88%	2	2	0%	14%	10%	59	57	14	21	50%
Civil Rights	2	3	50%	4	4	0%	1	133%	0	0	0%	0%	0%	0	0	3	3	0%
Complex Comm	0	1		0	1		0	100%	0	0	0%	0%	0%	0	0	0	0	0%
Condemnation	0	0	0%	0	0	0%	0	100%	0	0	0%	0%	0%	0	0	0	0	0%
Construction	1	0	-100%	0	1		1	100%	1	1	0%	25%	50%	1,200		4	2	-50%
Contract/Comm	22	38	73%	31	37	19%	-1	97%	1	3	200%	6%	13%	38	82	18	24	33%
Employment	0	0	0%	0	0	0%	0	100%	0	0	0%	0%	0%	0	0	0	0	0%
Lieu of P. Writ	4	6	50%	2	4	100%	-2	67%	1	0	-100%	25%	0%	300	0	4	7	75%
Medical Malprac	2	2	0%	0	2		0	100%	2	1	-50%	50%	33%	1,200	600	4	3	-25%
Name Change	12	15	25%	15	11	-27%	-4	73%	0	0	0%	0%	0%	0	0	0	6	
Other Insurance	0	1		1	0	-100%	-1	0%	1	1	0%	100%	50%		1,200	1	2	100%
Other MCL	0	0	0%	0	0	0%	0	100%	0	0	0%	0%	0%	0	0	0	0	0%
Other Track 1	27	12	-56%	30	16	-47%	4	133%	1	3	200%	8%	38%	33	200	12	8	-33%
Other Track 3	13	8	-38%	10	5	-50%	-3	63%	4	2	-50%	29%	13%	282	267	14	16	14%
Other Track 4	1	2	100%	2	1	-50%	-1	50%	1	2	100%	33%	50%	1,200	800	3	4	33%
Personal Injury	24	17	-29%	26	24	-8%	7	141%	14	8	-43%	36%	24%	542	369	39	33	-15%
Prod Liability	0	0	0%	1	1	0%	1	100%	2	1	-50%	100%	100%			2	1	-50%
Prof Malpractic	1	1	0%	0	1		0	100%	0	1		0%	25%	0	1,200	4	4	0%
PIP Coverage	0	3		0	1		-2	33%	0	0	0%	0%	0%	0	0	0	2	
Real Property	2	3	50%	6	2	-67%	-1	67%	0	0	0%	0%	0%	0	0	0	1	
Tort Other	7	8	14%	5	8	60%	0	100%	1	3	200%	9%	38%	100	450	11	8	-27%
Toxic Tort	7	1	-86%	7	4	-43%	3	400%	0	0	0%	0%	0%	0	0	0	0	0%
UM/UIM Bod Inj	2	4	100%	3	1	-67%	-3	25%	0	2		0%	33%	0	600	3	6	100%
Total	205	201	-2%	232	198	-15%	-3	99%	44	45	2%	22%	22%	196	213	199	209	5%

NOTE: Some Multicounty Litigation (MCL) cases were transferred in November 2014: Atlantic to Bergen = 8,935; Atlantic to Middlesex = 4,070.

CIVIL BACKLOG SUMMARY BY CASETYPE

April 2023

SALEM

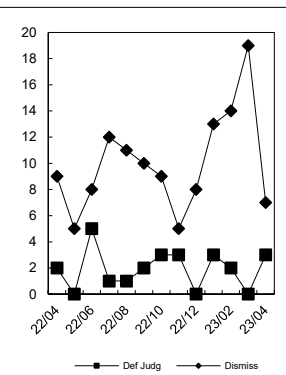
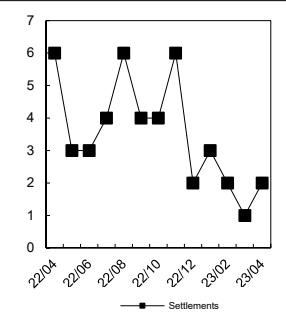
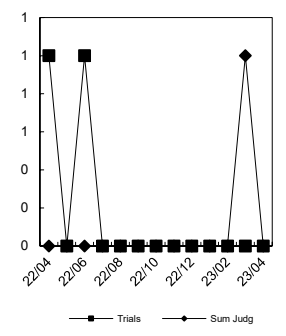
	Cases in Backlog															
	Track 1					Track 2				Track 3			Track 4			Total Backlog
	12 to 18 months	18 to 24 months	24 to 36 months	over 36 months	Total Track 1	18 to 24 months	24 to 36 months	over 36 months	Total Track 2	24 to 36 months	over 36 months	Total Track 3	24 to 36 months	over 36 months	Total Track 4	
Act on Neg Inst	0	0	0	0	0	0	0	0	0	0	0	0	0	0	0	0
Asbestos	0	0	0	0	0	0	0	0	0	0	0	0	0	0	0	0
Assault & Bat	0	0	0	0	0	0	0	0	0	1	0	1	0	0	0	0
Auto - Pers Inj	0	0	0	0	0	7	7	0	14	0	0	0	0	0	0	0
Auto - Property	0	0	0	0	0	0	0	0	0	0	0	0	0	0	0	0
Book Account	2	0	0	0	2	0	0	0	0	0	0	0	0	0	0	0
Civil Rights	0	0	0	0	0	0	0	0	0	0	0	0	0	0	0	0
Complex Comm	0	0	0	0	0	0	0	0	0	0	0	0	0	0	0	0
Condemnation	0	0	0	0	0	0	0	0	0	0	0	0	0	0	0	0
Construction	0	0	0	0	0	0	0	1	1	0	0	0	0	0	0	0
Contract/Comm	0	0	0	0	0	2	1	0	3	0	0	0	0	0	0	0
Employment	0	0	0	0	0	0	0	0	0	0	0	0	0	0	0	0
Lieu of P. Writ	0	0	0	0	0	0	0	0	0	0	0	0	0	0	0	0
Medical Malprac	0	0	0	0	0	0	0	0	0	0	1	1	0	0	0	0
Name Change	0	0	0	0	0	0	0	0	0	0	0	0	0	0	0	0
Other Insurance	0	0	0	1	1	0	0	0	0	0	0	0	0	0	0	0
Other MCL	0	0	0	0	0	0	0	0	0	0	0	0	0	0	0	0
Other Track 1	2	0	0	0	2	0	1	0	1	0	0	0	0	0	0	0
Other Track 3	0	0	0	0	0	0	0	0	0	0	2	2	0	0	0	0
Other Track 4	0	0	0	0	0	0	0	0	0	0	0	0	1	1	2	2
Personal Injury	0	0	0	0	0	3	2	3	8	0	0	0	0	0	0	0
Prod Liability	0	0	0	0	0	0	0	0	0	0	1	1	0	0	0	0
Prof Malpractic	0	0	0	0	0	0	0	0	0	1	0	1	0	0	0	0
PIP Coverage	0	0	0	0	0	0	0	0	0	0	0	0	0	0	0	0
Real Property	0	0	0	0	0	0	0	0	0	0	0	0	0	0	0	0
Tort Other	0	0	0	0	0	1	1	1	3	0	0	0	0	0	0	0
Toxic Tort	0	0	0	0	0	0	0	0	0	0	0	0	0	0	0	0
UM/UIM Bod Inj	0	0	0	0	0	0	2	0	2	0	0	0	0	0	0	0
Total	4	0	0	1	5	13	14	5	32	2	4	6	1	1	2	45

NOTE: Some Multicounty Litigation (MCL) cases were transferred in November 2014: Atlantic to Bergen = 8,935; Atlantic to Middlesex = 4,070.

CIVIL RESOLUTION SUMMARY BY CASETYPE
JULY 2022 - APRIL 2023
SALEM

	Trial			Summary					Total	Percent resolved by					
	Jury	Nonjury	Total	Judgment	Settlement	Default Judgment	Dismiss	Other		Trial	Sum Jud	Settle	Default J	Dismiss	Other
Act on Neg Inst	0	0	0	0	0	0	0	0	0	0%	0%	0%	0%	0%	0%
Asbestos	0	0	0	0	0	0	0	0	0	0%	0%	0%	0%	0%	0%
Assault & Bat	0	0	0	0	0	1	0	1	2	0%	0%	0%	50%	0%	50%
Auto - Pers Inj	0	0	0	0	9	0	27	2	38	0%	0%	24%	0%	71%	5%
Auto - Property	0	0	0	0	1	2	3	0	6	0%	0%	17%	33%	50%	0%
Book Account	0	0	0	0	3	10	15	0	28	0%	0%	11%	36%	54%	0%
Civil Rights	0	0	0	0	0	0	4	0	4	0%	0%	0%	0%	100%	0%
Complex Commer	0	0	0	0	0	0	1	0	1	0%	0%	0%	0%	100%	0%
Condemnation	0	0	0	0	0	0	0	0	0	0%	0%	0%	0%	0%	0%
Construction	0	0	0	0	1	0	0	0	1	0%	0%	100%	0%	0%	0%
Contract/Commer	0	0	0	0	4	5	23	5	37	0%	0%	11%	14%	62%	14%
Employment	0	0	0	0	0	0	0	0	0	0%	0%	0%	0%	0%	0%
Lieu of P. Writ	0	0	0	0	1	0	1	2	4	0%	0%	25%	0%	25%	50%
Medical Malprac	0	0	0	0	0	0	2	0	2	0%	0%	0%	0%	100%	0%
Name Change	0	0	0	0	0	0	0	11	11	0%	0%	0%	0%	0%	100%
Other Insurance	0	0	0	0	0	0	0	0	0	0%	0%	0%	0%	0%	0%
Other MCL	0	0	0	0	0	0	0	0	0	0%	0%	0%	0%	0%	0%
Other Track 1	0	0	0	0	2	0	9	5	16	0%	0%	13%	0%	56%	31%
Other Track 3	0	0	0	0	1	0	4	0	5	0%	0%	20%	0%	80%	0%
Other Track 4	0	0	0	0	0	0	1	0	1	0%	0%	0%	0%	100%	0%
Personal Injury	0	0	0	1	10	0	9	4	24	0%	4%	42%	0%	38%	17%
Prod Liability	0	0	0	0	0	0	1	0	1	0%	0%	0%	0%	100%	0%
Prof Malpractic	0	0	0	0	1	0	0	0	1	0%	0%	100%	0%	0%	0%
PIP Coverage	0	0	0	0	0	0	1	0	1	0%	0%	0%	0%	100%	0%
Real Property	0	0	0	0	0	0	1	1	2	0%	0%	0%	0%	50%	50%
Tort Other	0	0	0	0	1	0	5	2	8	0%	0%	13%	0%	63%	25%
Toxic Tort	0	0	0	0	0	0	0	4	4	0%	0%	0%	0%	0%	100%
UM/UIM Bod Inj	0	0	0	0	0	0	1	0	1	0%	0%	0%	0%	100%	0%
Total	0	0	0	1	34	18	108	37	198	0%	1%	17%	9%	55%	19%

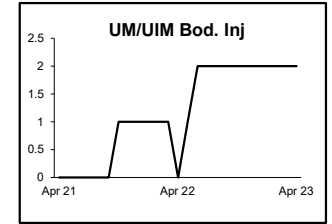
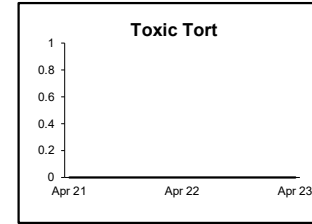
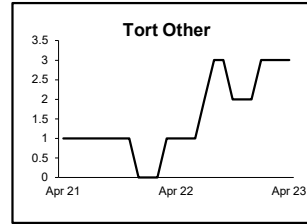
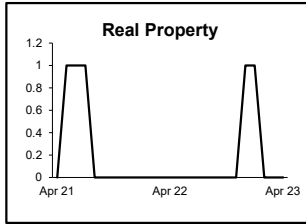
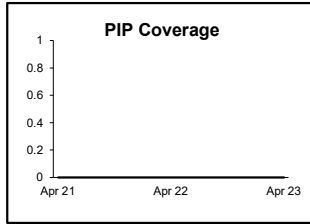
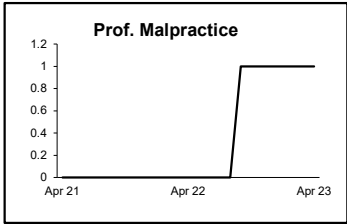
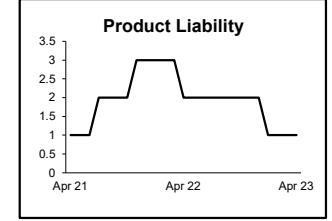
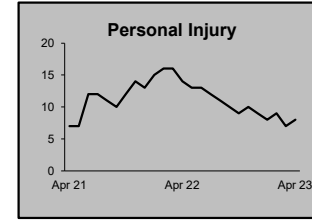
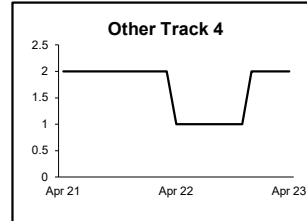
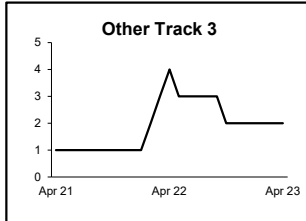
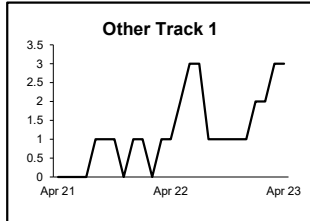
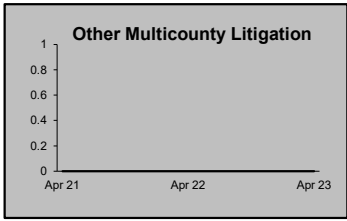
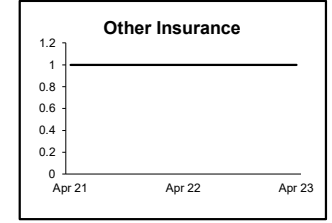
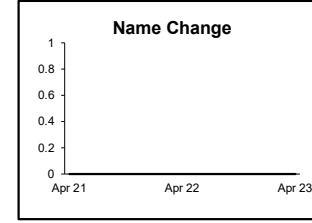
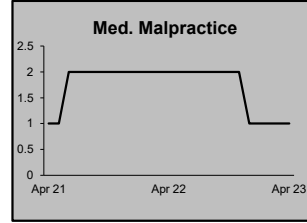
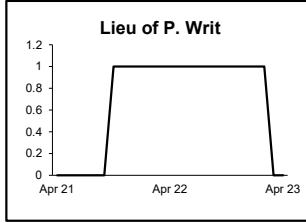
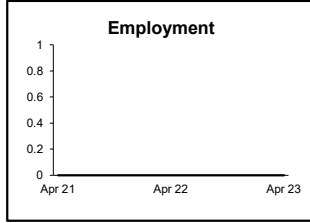
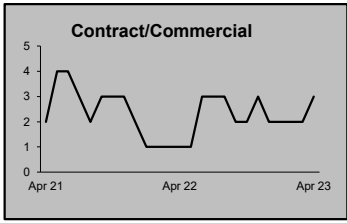
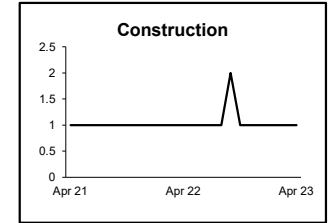
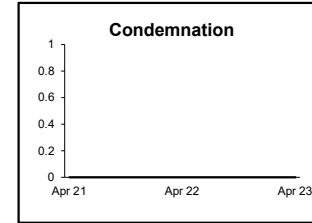
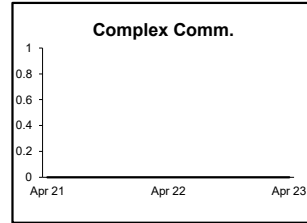
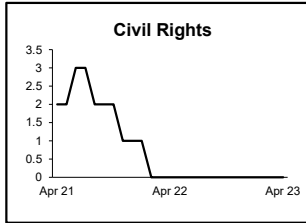
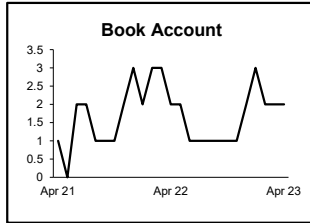
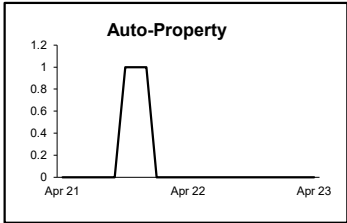
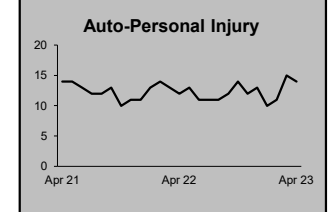
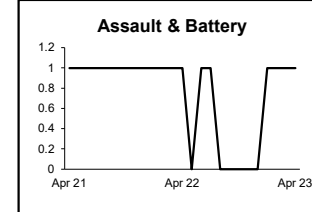
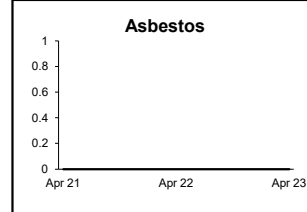

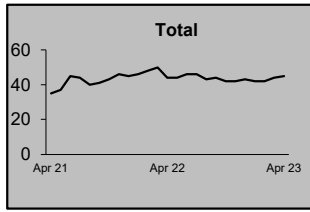
Monthly Resolutions



NOTE: Some Multicounty Litigation (MCL) cases were transferred in November 2014: Atlantic to Bergen = 8,935; Atlantic to Middlesex = 4,070.

**CIVIL BACKLOG BY CASETYPE
APRIL 2023
SALEM**

	Total	Backlog	% chg
Apr 21		35	
Apr 22		44	26%
Apr 23		45	2%



- 1) Casetypes with the state's largest backlogs are highlighted.
- 2) Some Multicounty Litigation (MCL) cases were transferred in November 2014: Atlantic to Bergen = 8,935; Atlantic to Middlesex = 4,070.

**CIVIL CASELOAD SUMMARY BY CASETYPE
JULY 2022 - APRIL 2023
SOMERSET**

	Filings			Resolutions			Clearance		Backlog			Backlog Percent		Backlog Per 100 Monthly Filings		Active Pending		
	Jul 2021 to Apr 2022	Jul 2022 to Apr 2023	percent change	Jul 2021 to Apr 2022	Jul 2022 to Apr 2023	percent change	Jul 2022 - Apr 2023		Apr 2022	Apr 2023	percent change	Apr 2022	Apr 2023	Apr 2022	Apr 2023	Apr 2022	Apr 2023	percent change
	number	percent																
Act on Neg Inst	3	2	-33%	3	0	-100%	-2	0%	1	1	0%	33%	33%	240	600	3	3	0%
Asbestos	0	0	0%	0	0	0%	0	100%	0	0	0%	0%	0%	0	0	0	0	0%
Assault & Bat	9	6	-33%	8	4	-50%	-2	67%	2	5	150%	17%	36%	200	1,000	12	14	17%
Auto - Pers Inj	281	275	-2%	340	306	-10%	31	111%	160	165	3%	30%	34%	509	556	531	483	-9%
Auto - Property	21	7	-67%	21	18	-14%	11	257%	1	1	0%	6%	14%	52	75	18	7	-61%
Book Account	223	141	-37%	269	162	-40%	21	115%	5	6	20%	5%	7%	19	35	110	86	-22%
Civil Rights	10	9	-10%	5	6	20%	-3	67%	2	6	200%	17%	43%	240	720	12	14	17%
Complex Comm	3	8	167%	7	9	29%	1	113%	5	7	40%	33%	47%	1,500	764	15	15	0%
Condemnation	4	0	-100%	4	2	-50%	2	100%	1	1	0%	25%	100%	200	1,200	4	1	-75%
Construction	10	8	-20%	19	4	-79%	-4	50%	5	2	-60%	56%	20%	462	267	9	10	11%
Contract/Comm	248	258	4%	260	231	-11%	-27	90%	36	56	56%	14%	20%	135	213	250	276	10%
Employment	14	8	-43%	6	11	83%	3	138%	1	3	200%	8%	25%	80	277	13	12	-8%
Lieu of P. Writ	16	24	50%	9	9	0%	-15	38%	0	2		0%	6%	0	86	17	34	100%
Medical Malprac	16	13	-19%	19	20	5%	7	154%	19	26	37%	37%	58%	1,036	1,733	51	45	-12%
Name Change	83	109	31%	85	100	18%	-9	92%	0	0	0%	0%	0%	0	0	11	23	109%
Other Insurance	10	12	20%	9	7	-22%	-5	58%	4	5	25%	33%	36%	369	400	12	14	17%
Other MCL	0	0	0%	0	0	0%	0	100%	0	0	0%	0%	0%	0	0	0	0	0%
Other Track 1	111	94	-15%	84	99	18%	5	105%	6	8	33%	10%	14%	50	72	58	59	2%
Other Track 3	46	44	-4%	46	41	-11%	-3	93%	10	16	60%	15%	22%	188	369	66	72	9%
Other Track 4	6	8	33%	9	9	0%	1	113%	9	14	56%	47%	78%	1,080	1,867	19	18	-5%
Personal Injury	145	154	6%	141	129	-9%	-25	84%	105	112	7%	35%	36%	640	707	300	310	3%
Prod Liability	1	9	800%	4	8	100%	-1	89%	3	4	33%	50%	33%	720	400	6	12	100%
Prof Malpractic	12	8	-33%	15	10	-33%	2	125%	13	14	8%	45%	50%	1,040	1,527	29	28	-3%
PIP Coverage	3	2	-33%	3	3	0%	1	150%	0	0	0%	0%	0%	0	0	1	0	-100%
Real Property	13	8	-38%	5	10	100%	2	125%	1	2	100%	8%	25%	71	240	12	8	-33%
Tort Other	62	142	129%	61	93	52%	-49	65%	9	12	33%	17%	11%	129	89	54	110	104%
Toxic Tort	0	0	0%	0	0	0%	0	100%	0	0	0%	0%	0%	0	0	0	0	0%
UM/UIM Bod Inj	19	10	-47%	22	15	-32%	5	150%	10	14	40%	29%	48%	500	988	34	29	-15%
Total	1,369	1,359	-1%	1,454	1,306	-10%	-53	96%	408	482	18%	25%	29%	269	332	1,647	1,683	2%

NOTE: Some Multicounty Litigation (MCL) cases were transferred in November 2014: Atlantic to Bergen = 8,935; Atlantic to Middlesex = 4,070.

CIVIL BACKLOG SUMMARY BY CASETYPE

April 2023

SOMERSET

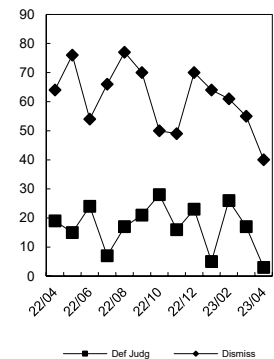
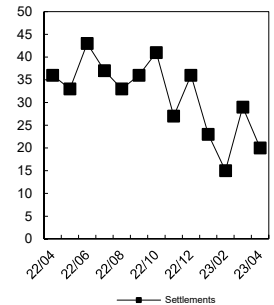
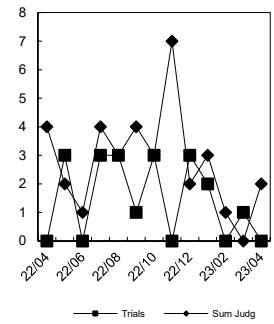
	Cases in Backlog															
	Track 1					Track 2				Track 3			Track 4			Total Backlog
	12 to 18 months	18 to 24 months	24 to 36 months	over 36 months	Total Track 1	18 to 24 months	24 to 36 months	over 36 months	Total Track 2	24 to 36 months	over 36 months	Total Track 3	24 to 36 months	over 36 months	Total Track 4	
Act on Neg Inst	1	0	0	0	1	0	0	0	0	0	0	0	0	0	0	1
Asbestos	0	0	0	0	0	0	0	0	0	0	0	0	0	0	0	0
Assault & Bat	0	0	0	0	0	0	0	0	0	3	2	5	0	0	0	5
Auto - Pers Inj	0	0	0	0	0	67	68	30	165	0	0	0	0	0	0	165
Auto - Property	0	0	0	0	0	0	1	0	1	0	0	0	0	0	0	1
Book Account	4	0	2	0	6	0	0	0	0	0	0	0	0	0	0	6
Civil Rights	0	0	0	0	0	0	0	0	0	4	2	6	0	0	0	6
Complex Comm	0	0	0	0	0	0	0	0	0	0	0	0	5	2	7	7
Condemnation	0	0	0	0	0	0	0	0	0	0	1	1	0	0	0	1
Construction	0	0	0	0	0	0	1	1	2	0	0	0	0	0	0	2
Contract/Comm	0	0	0	0	0	25	22	9	56	0	0	0	0	0	0	56
Employment	0	0	0	0	0	3	0	0	3	0	0	0	0	0	0	3
Lieu of P. Writ	0	0	0	0	0	0	0	0	0	0	0	0	2	0	2	2
Medical Malprac	0	0	0	0	0	0	0	0	0	17	9	26	0	0	0	26
Name Change	0	0	0	0	0	0	0	0	0	0	0	0	0	0	0	0
Other Insurance	3	1	1	0	5	0	0	0	0	0	0	0	0	0	0	5
Other MCL	0	0	0	0	0	0	0	0	0	0	0	0	0	0	0	0
Other Track 1	5	3	0	0	8	0	0	0	0	0	0	0	0	0	0	8
Other Track 3	0	0	0	0	0	0	0	0	0	10	6	16	0	0	0	16
Other Track 4	0	0	0	0	0	0	0	0	0	0	0	0	4	10	14	14
Personal Injury	0	0	0	0	0	42	42	28	112	0	0	0	0	0	0	112
Prod Liability	0	0	0	0	0	0	0	0	0	1	3	4	0	0	0	4
Prof Malpractic	0	0	0	0	0	0	0	0	0	9	5	14	0	0	0	14
PIP Coverage	0	0	0	0	0	0	0	0	0	0	0	0	0	0	0	0
Real Property	1	0	1	0	2	0	0	0	0	0	0	0	0	0	0	2
Tort Other	0	0	0	0	0	5	6	1	12	0	0	0	0	0	0	12
Toxic Tort	0	0	0	0	0	0	0	0	0	0	0	0	0	0	0	0
UM/UIM Bod Inj	0	0	0	0	0	8	5	1	14	0	0	0	0	0	0	14
Total	14	4	4	0	22	150	145	70	365	44	28	72	11	12	23	482

NOTE: Some Multicounty Litigation (MCL) cases were transferred in November 2014: Atlantic to Bergen = 8,935; Atlantic to Middlesex = 4,070.

CIVIL RESOLUTION SUMMARY BY CASETYPE
JULY 2022 - APRIL 2023
SOMERSET

	Trial			Summary					Total	Percent resolved by					
	Jury	Nonjury	Total	Judgment	Settlement	Default Judgment	Dismiss	Other		Trial	Sum Jud	Settle	Default J	Dismiss	Other
Act on Neg Inst	0	0	0	0	0	0	0	0	0	0%	0%	0%	0%	0%	0%
Asbestos	0	0	0	0	0	0	0	0	0	0%	0%	0%	0%	0%	0%
Assault & Bat	0	0	0	0	1	0	2	1	4	0%	0%	25%	0%	50%	25%
Auto - Pers Inj	6	0	6	2	91	3	194	10	306	2%	1%	30%	1%	63%	3%
Auto - Property	0	0	0	0	5	5	7	1	18	0%	0%	28%	28%	39%	6%
Book Account	0	1	1	9	31	55	65	1	162	1%	6%	19%	34%	40%	1%
Civil Rights	0	0	0	0	0	0	5	1	6	0%	0%	0%	0%	83%	17%
Complex Commer	0	0	0	1	3	0	5	0	9	0%	11%	33%	0%	56%	0%
Condemnation	0	0	0	0	0	0	0	2	2	0%	0%	0%	0%	0%	100%
Construction	0	0	0	0	2	0	1	1	4	0%	0%	50%	0%	25%	25%
Contract/Commer	2	2	4	10	41	44	115	17	231	2%	4%	18%	19%	50%	7%
Employment	0	0	0	0	3	0	7	1	11	0%	0%	27%	0%	64%	9%
Lieu of P. Writ	0	0	0	0	4	0	3	2	9	0%	0%	44%	0%	33%	22%
Medical Malprac	1	0	1	0	10	0	8	1	20	5%	0%	50%	0%	40%	5%
Name Change	0	0	0	0	0	0	1	99	100	0%	0%	0%	0%	1%	99%
Other Insurance	0	0	0	1	2	0	4	0	7	0%	14%	29%	0%	57%	0%
Other MCL	0	0	0	0	0	0	0	0	0	0%	0%	0%	0%	0%	0%
Other Track 1	0	0	0	2	20	10	35	32	99	0%	2%	20%	10%	35%	32%
Other Track 3	0	0	0	1	14	0	18	8	41	0%	2%	34%	0%	44%	20%
Other Track 4	1	0	1	0	3	1	3	1	9	11%	0%	33%	11%	33%	11%
Personal Injury	1	0	1	1	48	2	71	6	129	1%	1%	37%	2%	55%	5%
Prod Liability	0	0	0	0	0	0	3	5	8	0%	0%	0%	0%	38%	63%
Prof Malpractic	1	0	1	0	4	0	4	1	10	10%	0%	40%	0%	40%	10%
PIP Coverage	0	0	0	0	0	0	3	0	3	0%	0%	0%	0%	100%	0%
Real Property	0	0	0	2	1	1	5	1	10	0%	20%	10%	10%	50%	10%
Tort Other	0	0	0	0	10	42	33	8	93	0%	0%	11%	45%	35%	9%
Toxic Tort	0	0	0	0	0	0	0	0	0	0%	0%	0%	0%	0%	0%
UM/UIM Bod Inj	1	0	1	0	4	0	10	0	15	7%	0%	27%	0%	67%	0%
Total	13	3	16	29	297	163	602	199	1,306	1%	2%	23%	12%	46%	15%

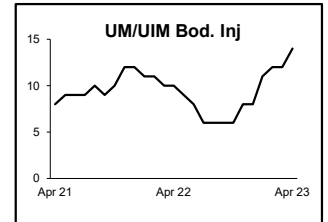
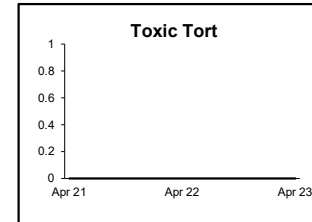
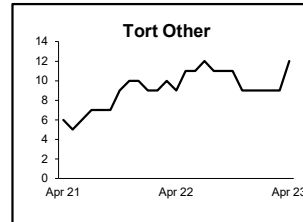
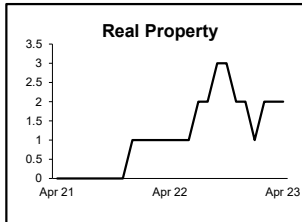
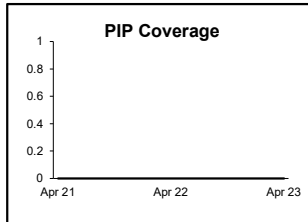
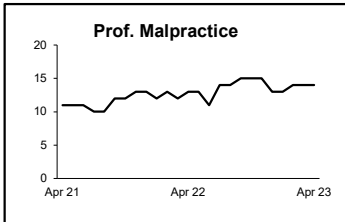
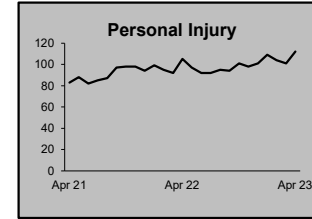
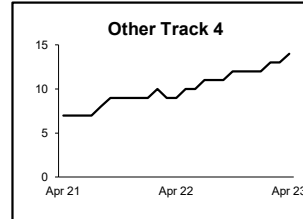
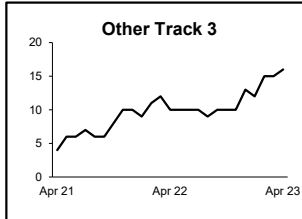
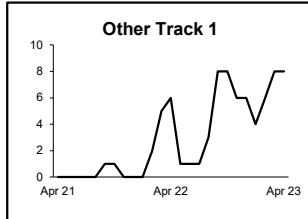
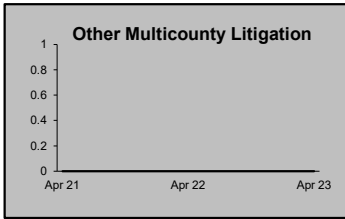
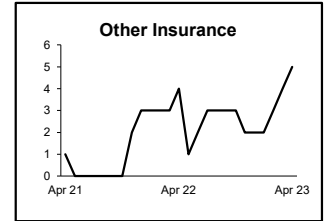

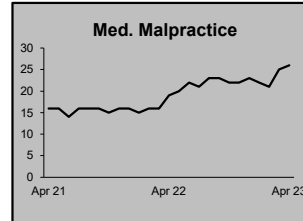
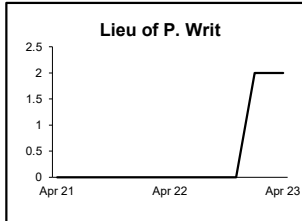
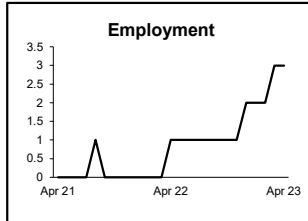
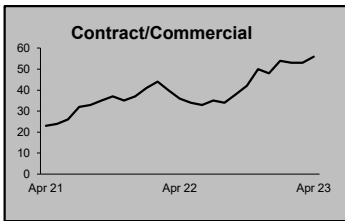
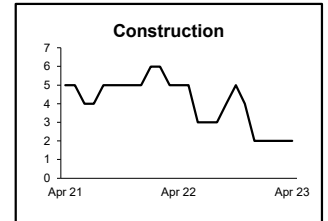
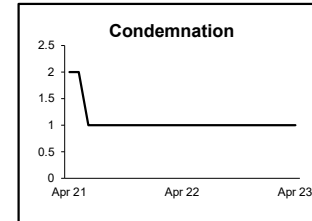
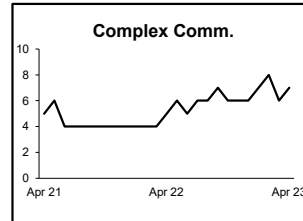
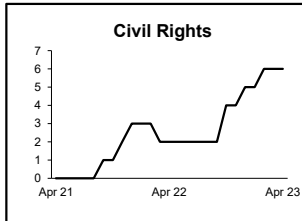
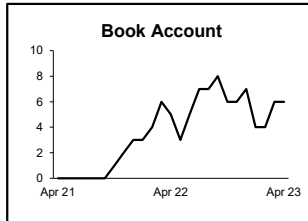
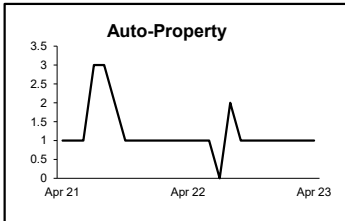
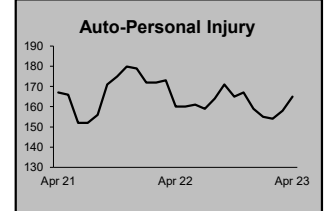
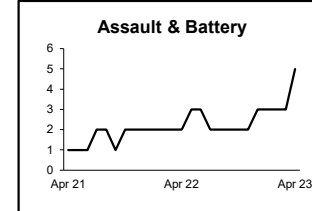
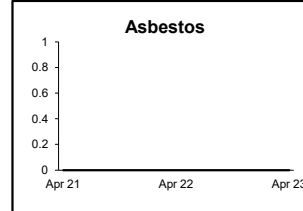
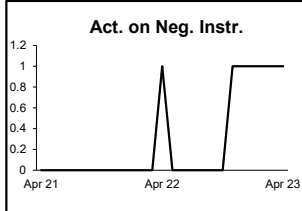
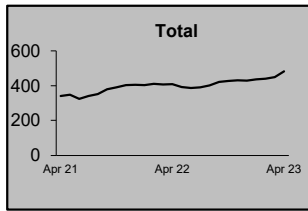
Monthly Resolutions



NOTE: Some Multicounty Litigation (MCL) cases were transferred in November 2014: Atlantic to Bergen = 8,935; Atlantic to Middlesex = 4,070.

CIVIL BACKLOG BY CASETYPE APRIL 2023 SOMERSET

	Total	Backlog	% chg
Apr 21		340	
Apr 22		408	20%
Apr 23		482	18%



- 1) Casetypes with the state's largest backlogs are highlighted.
- 2) Some Multicounty Litigation (MCL) cases were transferred in November 2014: Atlantic to Bergen = 8,935; Atlantic to Middlesex = 4,070.

CIVIL CASELOAD SUMMARY BY CASETYPE
JULY 2022 - APRIL 2023
SUSSEX

	Filings			Resolutions			Clearance		Backlog			Backlog Percent		Backlog Per 100 Monthly Filings		Active Pending		
	Jul 2021 to Apr 2022	Jul 2022 to Apr 2023	percent change	Jul 2021 to Apr 2022	Jul 2022 to Apr 2023	percent change	Jul 2022 - Apr 2023		Apr 2022	Apr 2023	percent change	Apr 2022	Apr 2023	Apr 2022	Apr 2023	Apr 2022	Apr 2023	percent change
	number	percent																
Act on Neg Inst	1	4	300%	1	2	100%	-2	50%	0	0	0%	0%	0%	0	0	1	3	200%
Asbestos	0	0	0%	0	0	0%	0	100%	0	0	0%	0%	0%	0	0	0	0	0%
Assault & Bat	3	0	-100%	1	2	100%	2	100%	1	0	-100%	20%	0%	400	0	5	3	-40%
Auto - Pers Inj	77	59	-23%	72	65	-10%	6	110%	36	51	42%	27%	40%	428	765	135	128	-5%
Auto - Property	8	4	-50%	6	4	-33%	0	100%	0	1		0%	17%	0	200	6	6	0%
Book Account	120	66	-45%	159	76	-52%	10	115%	4	0	-100%	8%	0%	30	0	52	34	-35%
Civil Rights	4	2	-50%	3	4	33%	2	200%	1	5	400%	10%	71%	200	1,500	10	7	-30%
Complex Comm	1	6	500%	1	4	300%	-2	67%	2	3	50%	40%	50%	1,200	514	5	6	20%
Condemnation	0	0	0%	1	0	-100%	0	100%	0	0	0%	0%	0%	0	0	0	0	0%
Construction	2	4	100%	2	3	50%	-1	75%	2	1	-50%	50%	25%	600	240	4	4	0%
Contract/Comm	69	91	32%	90	58	-36%	-33	64%	6	11	83%	10%	11%	80	108	59	96	63%
Employment	7	1	-86%	3	2	-33%	1	200%	2	1	-50%	33%	33%	300	1,200	6	3	-50%
Lieu of P. Writ	3	3	0%	5	2	-60%	-1	67%	0	0	0%	0%	0%	0	0	1	2	100%
Medical Malprac	14	8	-43%	7	13	86%	5	163%	7	11	57%	24%	50%	400	1,100	29	22	-24%
Name Change	31	33	6%	27	42	56%	9	127%	0	0	0%	0%	0%	0	0	13	7	-46%
Other Insurance	3	6	100%	3	4	33%	-2	67%	1	0	-100%	33%	0%	300	0	3	2	-33%
Other MCL	0	0	0%	0	0	0%	0	100%	0	0	0%	0%	0%	0	0	0	0	0%
Other Track 1	38	27	-29%	35	27	-23%	0	100%	3	5	67%	12%	18%	78	146	26	28	8%
Other Track 3	20	18	-10%	17	28	65%	10	156%	9	8	-11%	23%	26%	386	400	40	31	-23%
Other Track 4	1	1	0%	1	3	200%	2	300%	0	2		0%	50%	0	1,200	4	4	0%
Personal Injury	55	66	20%	73	61	-16%	-5	92%	37	38	3%	35%	31%	562	524	107	121	13%
Prod Liability	2	5	150%	3	5	67%	0	100%	2	2	0%	40%	40%	1,200	480	5	5	0%
Prof Malpractic	1	2	100%	5	3	-40%	1	150%	4	5	25%	36%	45%	2,400	2,000	11	11	0%
PIP Coverage	3	2	-33%	2	1	-50%	-1	50%	0	0	0%	0%	0%	0	0	1	1	0%
Real Property	5	13	160%	3	9	200%	-4	69%	0	1		0%	11%	0	80	3	9	200%
Tort Other	20	14	-30%	20	17	-15%	3	121%	6	8	33%	30%	47%	300	533	20	17	-15%
Toxic Tort	1	0	-100%	1	0	-100%	0	100%	0	1		0%	100%	0		1	1	0%
UM/UIM Bod Inj	3	3	0%	5	2	-60%	-1	67%	0	0	0%	0%	0%	0	0	4	5	25%
Total	492	438	-11%	546	437	-20%	-1	100%	123	154	25%	22%	28%	225	313	551	556	1%

NOTE: Some Multicounty Litigation (MCL) cases were transferred in November 2014: Atlantic to Bergen = 8,935; Atlantic to Middlesex = 4,070.

CIVIL BACKLOG SUMMARY BY CASETYPE

April 2023

SUSSEX

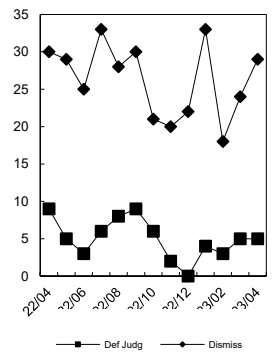
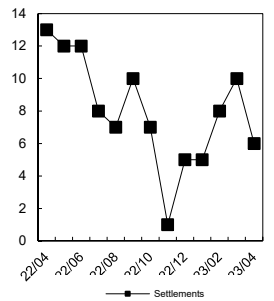
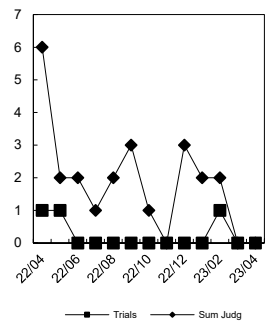
	Cases in Backlog															
	Track 1					Track 2				Track 3			Track 4			Total Backlog
	12 to 18 months	18 to 24 months	24 to 36 months	over 36 months	Total Track 1	18 to 24 months	24 to 36 months	over 36 months	Total Track 2	24 to 36 months	over 36 months	Total Track 3	24 to 36 months	over 36 months	Total Track 4	
Act on Neg Inst	0	0	0	0	0	0	0	0	0	0	0	0	0	0	0	0
Asbestos	0	0	0	0	0	0	0	0	0	0	0	0	0	0	0	0
Assault & Bat	0	0	0	0	0	0	0	0	0	0	0	0	0	0	0	0
Auto - Pers Inj	0	0	0	0	0	20	24	7	51	0	0	0	0	0	0	51
Auto - Property	0	0	0	0	0	1	0	0	1	0	0	0	0	0	0	1
Book Account	0	0	0	0	0	0	0	0	0	0	0	0	0	0	0	0
Civil Rights	0	0	0	0	0	0	0	0	0	4	1	5	0	0	0	5
Complex Comm	0	0	0	0	0	0	0	0	0	0	0	0	2	1	3	3
Condemnation	0	0	0	0	0	0	0	0	0	0	0	0	0	0	0	0
Construction	0	0	0	0	0	0	1	0	1	0	0	0	0	0	0	1
Contract/Comme	0	0	0	0	0	5	4	2	11	0	0	0	0	0	0	11
Employment	0	0	0	0	0	0	0	1	1	0	0	0	0	0	0	1
Lieu of P. Writ	0	0	0	0	0	0	0	0	0	0	0	0	0	0	0	0
Medical Malprac	0	0	0	0	0	0	0	0	0	7	4	11	0	0	0	11
Name Change	0	0	0	0	0	0	0	0	0	0	0	0	0	0	0	0
Other Insurance	0	0	0	0	0	0	0	0	0	0	0	0	0	0	0	0
Other MCL	0	0	0	0	0	0	0	0	0	0	0	0	0	0	0	0
Other Track 1	3	2	0	0	5	0	0	0	0	0	0	0	0	0	0	5
Other Track 3	0	0	0	0	0	0	0	0	0	4	4	8	0	0	0	8
Other Track 4	0	0	0	0	0	0	0	0	0	0	0	0	2	0	2	2
Personal Injury	0	0	0	0	0	14	17	7	38	0	0	0	0	0	0	38
Prod Liability	0	0	0	0	0	0	0	0	0	1	1	2	0	0	0	2
Prof Malpractic	0	0	0	0	0	0	0	0	0	3	2	5	0	0	0	5
PIP Coverage	0	0	0	0	0	0	0	0	0	0	0	0	0	0	0	0
Real Property	1	0	0	0	1	0	0	0	0	0	0	0	0	0	0	1
Tort Other	0	0	0	0	0	3	4	1	8	0	0	0	0	0	0	8
Toxic Tort	0	0	0	0	0	0	0	0	0	1	0	1	0	0	0	1
UM/UIM Bod Inj	0	0	0	0	0	0	0	0	0	0	0	0	0	0	0	0
Total	4	2	0	0	6	43	50	18	111	20	12	32	4	1	5	154

NOTE: Some Multicounty Litigation (MCL) cases were transferred in November 2014: Atlantic to Bergen = 8,935; Atlantic to Middlesex = 4,070.

CIVIL RESOLUTION SUMMARY BY CASETYPE
JULY 2022 - APRIL 2023
SUSSEX

	Trial			Summary					Total	Percent resolved by					
	Jury	Nonjury	Total	Judgment	Settlement	Default Judgment	Dismiss	Other		Trial	Sum Jud	Settle	Default J	Dismiss	Other
Act on Neg Inst	0	0	0	0	0	0	2	0	2	0%	0%	0%	0%	100%	0%
Asbestos	0	0	0	0	0	0	0	0	0	0%	0%	0%	0%	0%	0%
Assault & Bat	0	0	0	0	1	0	1	0	2	0%	0%	50%	0%	50%	0%
Auto - Pers Inj	0	0	0	1	20	0	42	2	65	0%	2%	31%	0%	65%	3%
Auto - Property	0	0	0	0	0	1	3	0	4	0%	0%	0%	25%	75%	0%
Book Account	0	0	0	6	9	25	36	0	76	0%	8%	12%	33%	47%	0%
Civil Rights	0	0	0	0	0	0	4	0	4	0%	0%	0%	0%	100%	0%
Complex Commer	0	0	0	0	1	0	2	1	4	0%	0%	25%	0%	50%	25%
Condemnation	0	0	0	0	0	0	0	0	0	0%	0%	0%	0%	0%	0%
Construction	0	0	0	0	0	1	2	0	3	0%	0%	0%	33%	67%	0%
Contract/Commer	0	0	0	3	4	18	32	1	58	0%	5%	7%	31%	55%	2%
Employment	0	0	0	0	1	0	1	0	2	0%	0%	50%	0%	50%	0%
Lieu of P. Writ	0	0	0	0	0	0	1	1	2	0%	0%	0%	0%	50%	50%
Medical Malprac	0	0	0	0	0	0	13	0	13	0%	0%	0%	0%	100%	0%
Name Change	0	0	0	0	0	0	2	40	42	0%	0%	0%	0%	5%	95%
Other Insurance	0	0	0	0	1	0	3	0	4	0%	0%	25%	0%	75%	0%
Other MCL	0	0	0	0	0	0	0	0	0	0%	0%	0%	0%	0%	0%
Other Track 1	0	0	0	1	4	1	21	0	27	0%	4%	15%	4%	78%	0%
Other Track 3	0	0	0	1	4	0	22	1	28	0%	4%	14%	0%	79%	4%
Other Track 4	0	0	0	0	0	1	2	0	3	0%	0%	0%	33%	67%	0%
Personal Injury	1	0	1	1	18	0	38	3	61	2%	2%	30%	0%	62%	5%
Prod Liability	0	0	0	0	0	0	5	0	5	0%	0%	0%	0%	100%	0%
Prof Malpractic	0	0	0	0	0	0	3	0	3	0%	0%	0%	0%	100%	0%
PIP Coverage	0	0	0	0	0	0	1	0	1	0%	0%	0%	0%	100%	0%
Real Property	0	0	0	0	2	1	6	0	9	0%	0%	22%	11%	67%	0%
Tort Other	0	0	0	1	2	0	14	0	17	0%	6%	12%	0%	82%	0%
Toxic Tort	0	0	0	0	0	0	0	0	0	0%	0%	0%	0%	0%	0%
UM/UIM Bod Inj	0	0	0	0	0	0	2	0	2	0%	0%	0%	0%	100%	0%
Total	1	0	1	14	67	48	258	49	437	0%	3%	15%	11%	59%	11%

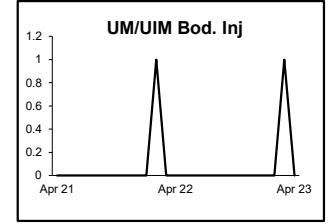
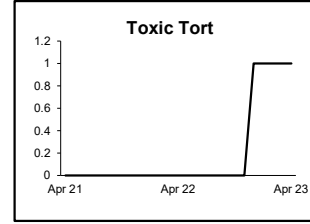
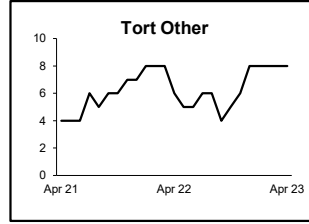
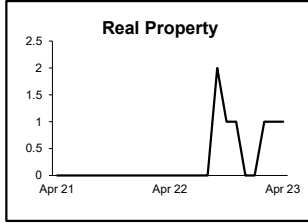
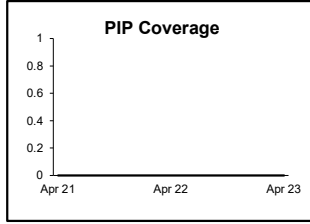
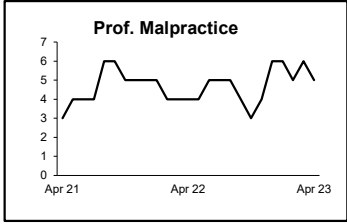
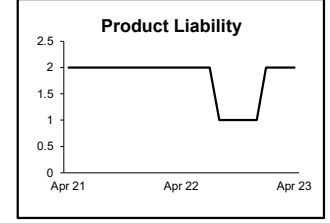
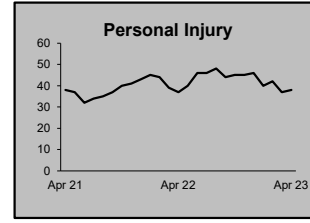
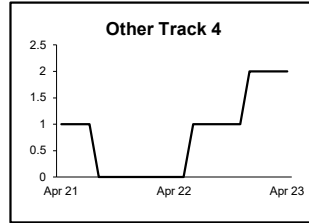
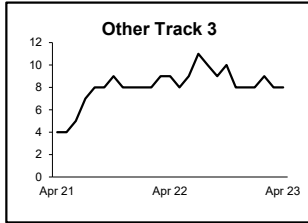
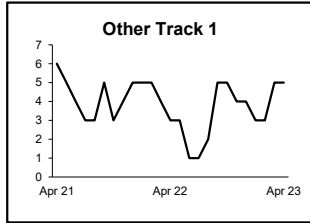
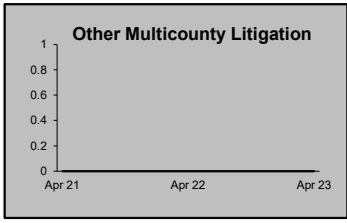
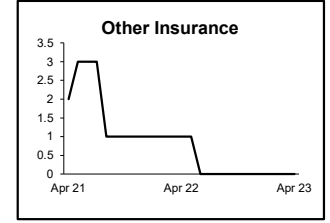

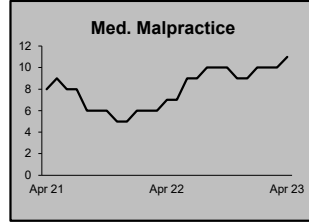
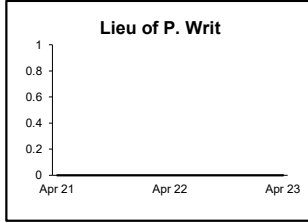
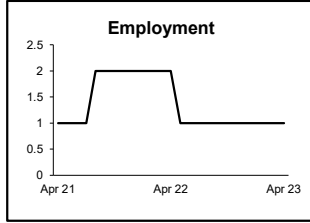
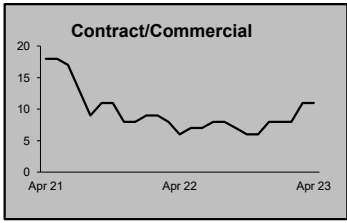
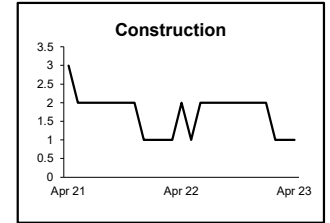
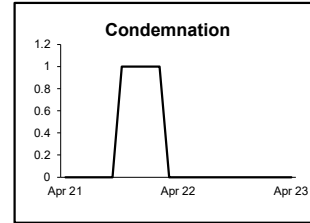
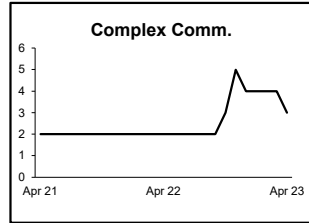
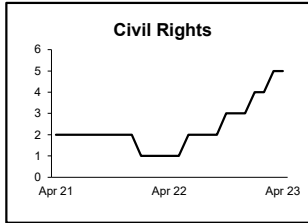
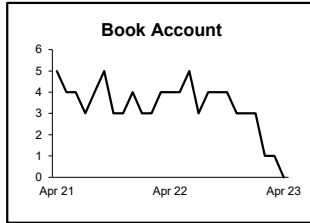
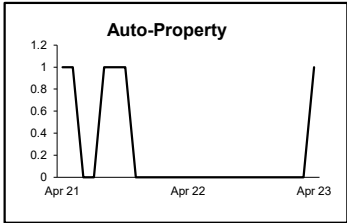
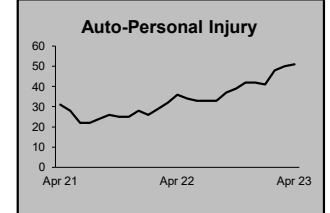
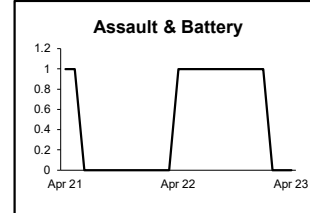
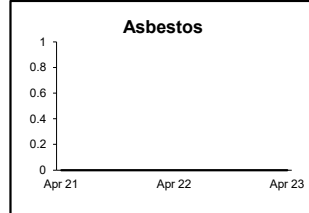
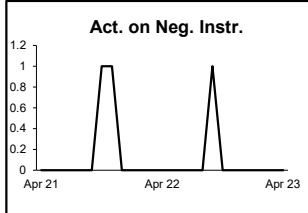
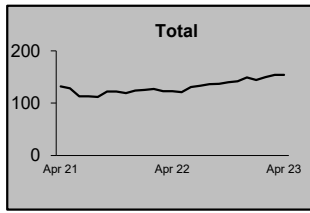
Monthly Resolutions



NOTE: Some Multicounty Litigation (MCL) cases were transferred in November 2014: Atlantic to Bergen = 8,935; Atlantic to Middlesex = 4,070.

**CIVIL BACKLOG BY CASETYPE
APRIL 2023
SUSSEX**

	Total	Backlog	% chg
Apr 21		132	
Apr 22		123	-7%
Apr 23		154	25%



- 1) Casetypes with the state's largest backlogs are highlighted.
- 2) Some Multicounty Litigation (MCL) cases were transferred in November 2014: Atlantic to Bergen = 8,935; Atlantic to Middlesex = 4,070.

CIVIL CASELOAD SUMMARY BY CASETYPE
JULY 2022 - APRIL 2023
UNION

	Filings			Resolutions			Clearance		Backlog			Backlog Percent		Backlog Per 100 Monthly Filings		Active Pending		
	Jul 2021 to Apr 2022	Jul 2022 to Apr 2023	percent change	Jul 2021 to Apr 2022	Jul 2022 to Apr 2023	percent change	Jul 2022 - Apr 2023		Apr 2022	Apr 2023	percent change	Apr 2022	Apr 2023	Apr 2022	Apr 2023	Apr 2022	Apr 2023	percent change
							number	percent										
Act on Neg Inst	4	5	25%	1	5	400%	0	100%	2	1	-50%	40%	33%	600	240	5	3	-40%
Asbestos	0	0	0%	0	0	0%	0	100%	0	0	0%	0%	0%	0	0	0	0	0%
Assault & Bat	13	5	-62%	6	9	50%	4	180%	2	1	-50%	13%	8%	171	133	15	12	-20%
Auto - Pers Inj	1,531	1,540	1%	1,748	1,746	0%	206	113%	812	589	-27%	30%	25%	476	359	2,715	2,329	-14%
Auto - Property	74	79	7%	61	92	51%	13	116%	10	13	30%	13%	21%	129	151	76	63	-17%
Book Account	372	287	-23%	428	360	-16%	73	125%	76	42	-45%	28%	22%	177	128	273	187	-32%
Civil Rights	17	11	-35%	13	15	15%	4	136%	5	11	120%	21%	48%	286	776	24	23	-4%
Complex Comm	21	13	-38%	14	8	-43%	-5	62%	12	12	0%	33%	57%	533	900	36	21	-42%
Condemnation	7	3	-57%	1	6	500%	3	200%	2	1	-50%	25%	17%	343	240	8	6	-25%
Construction	21	21	0%	22	29	32%	8	138%	14	8	-43%	36%	31%	542	384	39	26	-33%
Contract/Comm	397	424	7%	369	420	14%	-4	99%	93	87	-6%	21%	20%	215	189	434	433	0%
Employment	13	15	15%	10	14	40%	-1	93%	4	5	25%	24%	29%	320	333	17	17	0%
Lieu of P. Writ	10	24	140%	11	15	36%	-9	63%	1	3	200%	5%	10%	100	129	21	31	48%
Medical Malprac	36	28	-22%	35	46	31%	18	164%	56	51	-9%	44%	46%	1,371	1,391	126	112	-11%
Name Change	103	141	37%	104	145	39%	4	103%	1	1	0%	3%	2%	8	6	33	44	33%
Other Insurance	15	15	0%	25	20	-20%	5	133%	10	4	-60%	40%	27%	375	229	25	15	-40%
Other MCL	0	0	0%	0	0	0%	0	100%	0	0	0%	0%	0%	0	0	0	0	0%
Other Track 1	168	180	7%	158	168	6%	-12	93%	40	39	-3%	27%	24%	210	196	150	165	10%
Other Track 3	86	108	26%	99	97	-2%	-11	90%	52	59	13%	27%	31%	499	545	194	190	-2%
Other Track 4	8	10	25%	18	9	-50%	-1	90%	15	17	13%	54%	57%	1,500	1,569	28	30	7%
Personal Injury	501	499	0%	540	502	-7%	3	101%	258	221	-14%	29%	26%	474	422	900	850	-6%
Prod Liability	7	14	100%	18	9	-50%	-5	64%	5	6	20%	36%	32%	667	450	14	19	36%
Prof Malpractic	23	24	4%	39	31	-21%	7	129%	23	15	-35%	45%	31%	920	563	51	49	-4%
PIP Coverage	16	12	-25%	14	14	0%	2	117%	2	0	-100%	18%	0%	114	0	11	7	-36%
Real Property	8	14	75%	13	9	-31%	-5	64%	1	2	100%	17%	15%	80	120	6	13	117%
Tort Other	82	101	23%	85	87	2%	-14	86%	28	19	-32%	26%	16%	336	184	107	116	8%
Toxic Tort	1	1	0%	0	1		0	100%	0	0	0%	0%	0%	0	0	1	1	0%
UM/UIM Bod Inj	88	82	-7%	102	106	4%	24	129%	40	27	-33%	28%	24%	410	334	143	111	-22%
Total	3,622	3,656	1%	3,934	3,963	1%	307	108%	1,564	1,234	-21%	29%	25%	388	315	5,452	4,873	-11%

NOTE: Some Multicounty Litigation (MCL) cases were transferred in November 2014: Atlantic to Bergen = 8,935; Atlantic to Middlesex = 4,070.

CIVIL BACKLOG SUMMARY BY CASETYPE

April 2023

UNION

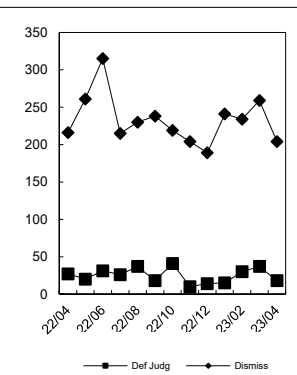
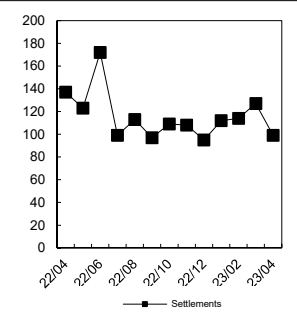
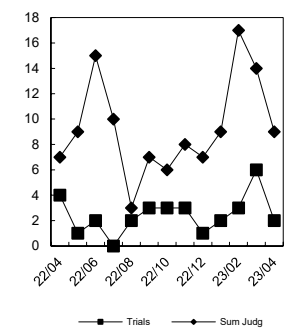
	Cases in Backlog															
	Track 1					Track 2				Track 3			Track 4			Total Backlog
	12 to 18 months	18 to 24 months	24 to 36 months	over 36 months	Total Track 1	18 to 24 months	24 to 36 months	over 36 months	Total Track 2	24 to 36 months	over 36 months	Total Track 3	24 to 36 months	over 36 months	Total Track 4	
Act on Neg Inst	0	0	1	0	1	0	0	0	0	0	0	0	0	0	0	1
Asbestos	0	0	0	0	0	0	0	0	0	0	0	0	0	0	0	0
Assault & Bat	0	0	0	0	0	0	0	0	0	0	1	1	0	0	0	1
Auto - Pers Inj	0	0	0	0	0	293	204	92	589	0	0	0	0	0	0	589
Auto - Property	0	0	0	0	0	6	6	1	13	0	0	0	0	0	0	13
Book Account	22	11	7	2	42	0	0	0	0	0	0	0	0	0	0	42
Civil Rights	0	0	0	0	0	0	0	0	0	7	4	11	0	0	0	11
Complex Comm	0	0	0	0	0	0	1	0	1	0	0	0	4	7	11	12
Condemnation	0	0	0	0	0	0	0	0	0	0	1	1	0	0	0	1
Construction	0	0	0	0	0	4	1	3	8	0	0	0	0	0	0	8
Contract/Comm	0	0	0	0	0	36	28	23	87	0	0	0	0	0	0	87
Employment	0	0	0	0	0	2	3	0	5	0	0	0	0	0	0	5
Lieu of P. Writ	0	0	0	0	0	0	0	0	0	0	0	0	3	0	3	3
Medical Malprac	0	0	0	0	0	0	0	0	0	27	24	51	0	0	0	51
Name Change	0	1	0	0	1	0	0	0	0	0	0	0	0	0	0	1
Other Insurance	1	2	0	1	4	0	0	0	0	0	0	0	0	0	0	4
Other MCL	0	0	0	0	0	0	0	0	0	0	0	0	0	0	0	0
Other Track 1	14	15	5	2	36	1	1	0	2	0	1	1	0	0	0	39
Other Track 3	0	0	0	0	0	0	0	0	0	30	29	59	0	0	0	59
Other Track 4	0	0	0	0	0	0	0	0	0	0	0	0	5	12	17	17
Personal Injury	0	0	0	0	0	117	81	23	221	0	0	0	0	0	0	221
Prod Liability	0	0	0	0	0	0	0	0	0	2	4	6	0	0	0	6
Prof Malpractic	0	0	0	0	0	0	0	0	0	7	8	15	0	0	0	15
PIP Coverage	0	0	0	0	0	0	0	0	0	0	0	0	0	0	0	0
Real Property	0	0	2	0	2	0	0	0	0	0	0	0	0	0	0	2
Tort Other	0	0	0	0	0	10	7	2	19	0	0	0	0	0	0	19
Toxic Tort	0	0	0	0	0	0	0	0	0	0	0	0	0	0	0	0
UM/UIM Bod Inj	0	0	0	0	0	12	10	5	27	0	0	0	0	0	0	27
Total	37	29	15	5	86	481	342	149	972	73	72	145	12	19	31	1,234

NOTE: Some Multicounty Litigation (MCL) cases were transferred in November 2014: Atlantic to Bergen = 8,935; Atlantic to Middlesex = 4,070.

CIVIL RESOLUTION SUMMARY BY CASETYPE
JULY 2022 - APRIL 2023
UNION

	Trial			Summary					Total	Percent resolved by						Monthly Resolutions
	Jury	Nonjury	Total	Judgment	Settlement	Default Judgment	Dismiss	Other		Trial	Sum Jud	Settle	Default J	Dismiss	Other	
Act on Neg Inst	0	0	0	0	0	2	3	0	5	0%	0%	0%	40%	60%	0%	
Asbestos	0	0	0	0	0	0	0	0	0	0%	0%	0%	0%	0%	0%	
Assault & Bat	0	0	0	0	3	0	6	0	9	0%	0%	33%	0%	67%	0%	
Auto - Pers Inj	11	0	11	11	609	7	1,041	67	1,746	1%	1%	35%	0%	60%	4%	
Auto - Property	0	0	0	1	7	29	53	2	92	0%	1%	8%	32%	58%	2%	
Book Account	0	0	0	31	63	106	155	5	360	0%	9%	18%	29%	43%	1%	
Civil Rights	0	0	0	0	2	0	12	1	15	0%	0%	13%	0%	80%	7%	
Complex Commer	0	1	1	0	1	0	5	1	8	13%	0%	13%	0%	63%	13%	
Condemnation	0	0	0	1	0	0	1	4	6	0%	17%	0%	0%	17%	67%	
Construction	0	0	0	1	3	4	21	0	29	0%	3%	10%	14%	72%	0%	
Contract/Commer	1	3	4	25	72	65	244	10	420	1%	6%	17%	15%	58%	2%	
Employment	0	0	0	0	1	1	9	3	14	0%	0%	7%	7%	64%	21%	
Lieu of P. Writ	0	0	0	1	1	0	12	1	15	0%	7%	7%	0%	80%	7%	
Medical Malprac	2	0	2	0	19	0	21	4	46	4%	0%	41%	0%	46%	9%	
Name Change	0	0	0	0	0	0	26	119	145	0%	0%	0%	0%	18%	82%	
Other Insurance	0	0	0	1	4	2	11	2	20	0%	5%	20%	10%	55%	10%	
Other MCL	0	0	0	0	0	0	0	0	0	0%	0%	0%	0%	0%	0%	
Other Track 1	0	0	0	4	31	9	95	29	168	0%	2%	18%	5%	57%	17%	
Other Track 3	0	0	0	1	21	1	66	8	97	0%	1%	22%	1%	68%	8%	
Other Track 4	0	0	0	0	1	4	4	0	9	0%	0%	11%	44%	44%	0%	
Personal Injury	7	0	7	8	168	7	284	28	502	1%	2%	33%	1%	57%	6%	
Prod Liability	0	0	0	1	2	0	4	2	9	0%	11%	22%	0%	44%	22%	
Prof Malpractic	0	0	0	0	7	0	24	0	31	0%	0%	23%	0%	77%	0%	
PIP Coverage	0	0	0	0	1	1	10	2	14	0%	0%	7%	7%	71%	14%	
Real Property	0	0	0	1	1	1	4	2	9	0%	11%	11%	11%	44%	22%	
Tort Other	0	0	0	1	24	6	54	2	87	0%	1%	28%	7%	62%	2%	
Toxic Tort	0	0	0	0	0	0	1	0	1	0%	0%	0%	0%	100%	0%	
UM/UIM Bod Inj	0	0	0	2	32	1	67	4	106	0%	2%	30%	1%	63%	4%	
Total	21	4	25	90	1,073	246	2,233	296	3,963	1%	2%	27%	6%	56%	7%	

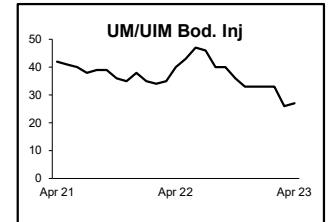
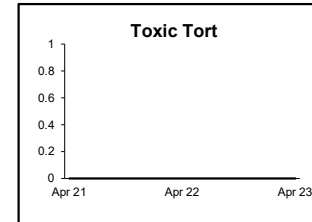
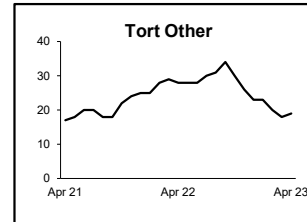
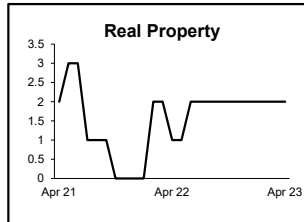
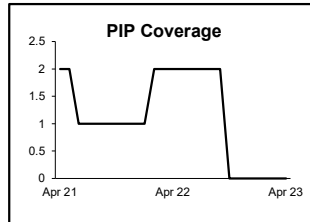
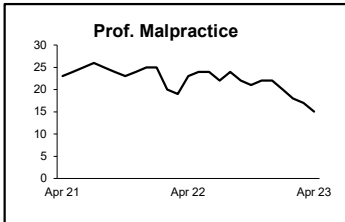
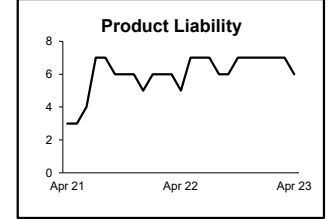
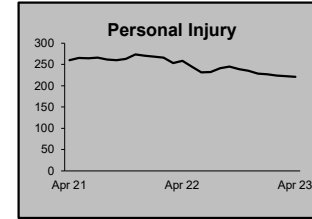
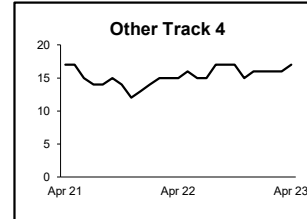
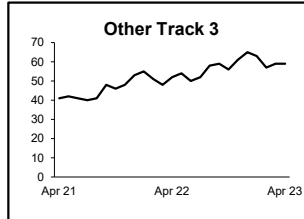
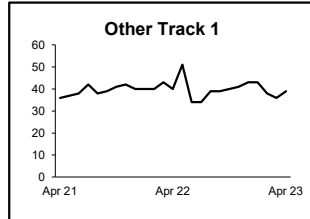
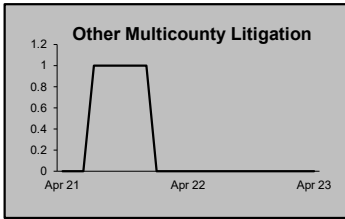
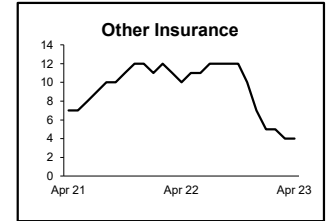
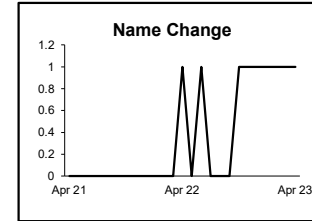
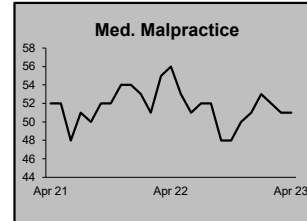
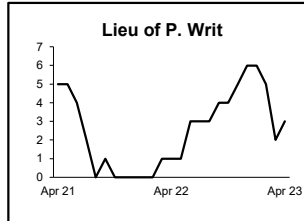
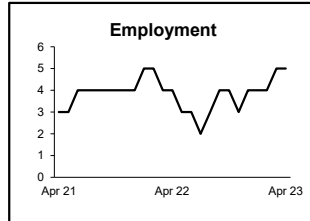
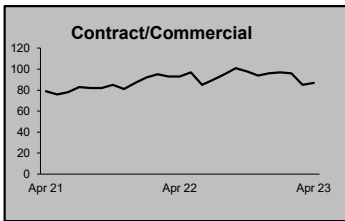
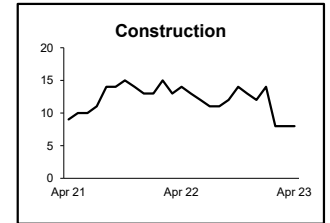
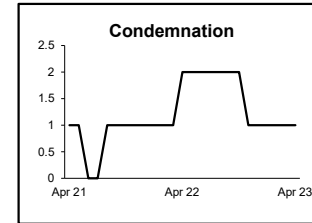
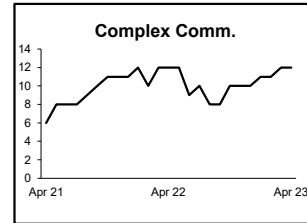
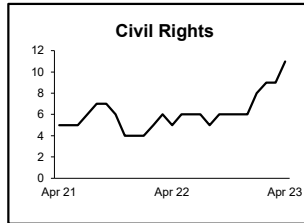
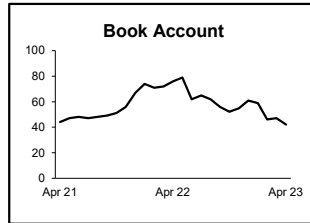
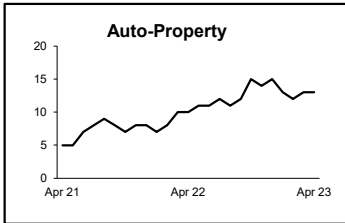
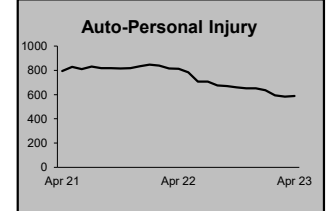
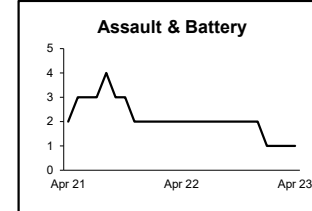
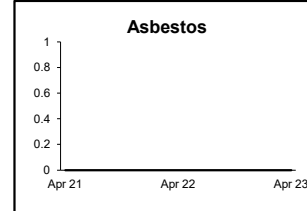
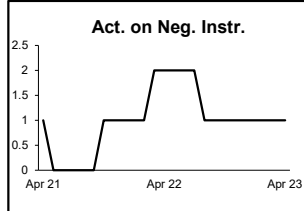
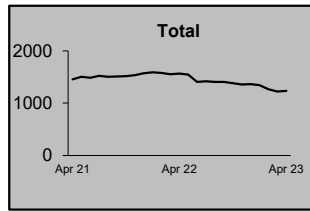
Monthly Resolutions



NOTE: Some Multicounty Litigation (MCL) cases were transferred in November 2014: Atlantic to Bergen = 8,935; Atlantic to Middlesex = 4,070.

**CIVIL BACKLOG BY CASETYPE
APRIL 2023
UNION**

	Total	Backlog	% chg
Apr 21		1,457	
Apr 22		1,564	7%
Apr 23		1,234	-21%



- 1) Casetypes with the state's largest backlogs are highlighted.
- 2) Some Multicounty Litigation (MCL) cases were transferred in November 2014: Atlantic to Bergen = 8,935; Atlantic to Middlesex = 4,070.

CIVIL CASELOAD SUMMARY BY CASETYPE
JULY 2022 - APRIL 2023
WARREN

	Filings			Resolutions			Clearance		Backlog			Backlog Percent		Backlog Per 100 Monthly Filings		Active Pending		
	Jul 2021 to Apr 2022	Jul 2022 to Apr 2023	percent change	Jul 2021 to Apr 2022	Jul 2022 to Apr 2023	percent change	Jul 2022 - Apr 2023		Apr 2022	Apr 2023	percent change	Apr 2022	Apr 2023	Apr 2022	Apr 2023	Apr 2022	Apr 2023	percent change
							number	percent										
Act on Neg Inst	0	1		0	0	0%	-1	0%	0	0	0%	0%	0%	0	0	0	1	
Asbestos	0	0	0%	0	0	0%	0	100%	0	0	0%	0%	0%	0	0	0	0	0%
Assault & Bat	8	0	-100%	0	0	0%	0	100%	3	2	-33%	27%	20%	450		11	10	-9%
Auto - Pers Inj	49	58	18%	59	45	-24%	-13	78%	21	33	57%	25%	34%	360	591	85	98	15%
Auto - Property	3	4	33%	3	4	33%	0	100%	0	0	0%	0%	0%	0	0	2	3	50%
Book Account	59	38	-36%	95	43	-55%	5	113%	0	1		0%	4%	0	21	23	26	13%
Civil Rights	3	2	-33%	2	2	0%	0	100%	1	0	-100%	33%	0%	400	0	3	2	-33%
Complex Comm	0	0	0%	1	0	-100%	0	100%	1	2	100%	50%	100%			2	2	0%
Condemnation	0	0	0%	0	0	0%	0	100%	0	0	0%	0%	0%	0	0	0	0	0%
Construction	2	4	100%	4	2	-50%	-2	50%	0	1		0%	25%	0	240	1	4	300%
Contract/Comm	52	65	25%	59	57	-3%	-8	88%	4	9	125%	9%	16%	68	135	47	55	17%
Employment	2	1	-50%	1	0	-100%	-1	0%	0	0	0%	0%	0%	0	0	1	1	0%
Lieu of P. Writ	2	5	150%	3	3	0%	-2	60%	0	1		0%	13%	0	200	8	8	0%
Medical Malprac	9	4	-56%	4	6	50%	2	150%	12	15	25%	43%	63%	1,440	3,600	28	24	-14%
Name Change	25	36	44%	21	27	29%	-9	75%	0	0	0%	0%	0%	0	0	6	12	100%
Other Insurance	2	0	-100%	2	0	-100%	0	100%	0	0	0%	0%	0%	0	0	1	0	-100%
Other MCL	0	0	0%	0	0	0%	0	100%	0	0	0%	0%	0%	0	0	0	0	0%
Other Track 1	35	28	-20%	31	31	0%	3	111%	2	8	300%	11%	47%	51	259	19	17	-11%
Other Track 3	14	11	-21%	8	9	13%	-2	82%	3	2	-33%	14%	10%	189	141	21	21	0%
Other Track 4	0	0	0%	1	1	0%	1	100%	1	1	0%	50%	100%			2	1	-50%
Personal Injury	40	51	28%	46	46	0%	-5	90%	20	33	65%	25%	36%	393	582	81	91	12%
Prod Liability	1	0	-100%	1	1	0%	1	100%	2	1	-50%	67%	33%	2,400	1,200	3	3	0%
Prof Malpractic	0	4		0	1		-3	25%	0	3		0%	50%	0	900	3	6	100%
PIP Coverage	0	1		0	1		0	100%	1	1	0%	100%	100%	1,200		1	1	0%
Real Property	5	4	-20%	5	3	-40%	-1	75%	0	2		0%	50%	0	600	4	4	0%
Tort Other	10	12	20%	8	11	38%	-1	92%	3	5	67%	25%	36%	300	375	12	14	17%
Toxic Tort	0	0	0%	0	0	0%	0	100%	0	1		0%	100%	0		1	1	0%
UM/UIM Bod Inj	0	4		3	2	-33%	-2	50%	0	1		0%	20%	0	240	2	5	150%
Total	321	333	4%	357	295	-17%	-38	89%	74	122	65%	20%	30%	196	349	367	410	12%

NOTE: Some Multicounty Litigation (MCL) cases were transferred in November 2014: Atlantic to Bergen = 8,935; Atlantic to Middlesex = 4,070.

CIVIL BACKLOG SUMMARY BY CASETYPE

April 2023

WARREN

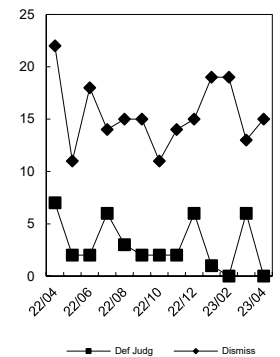
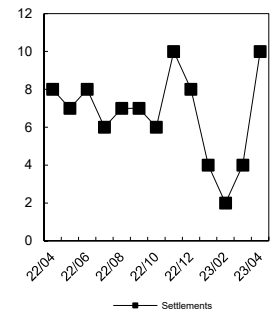
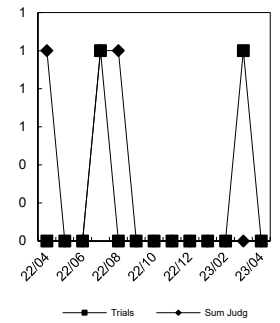
	Cases in Backlog															
	Track 1					Track 2				Track 3			Track 4			Total Backlog
	12 to 18 months	18 to 24 months	24 to 36 months	over 36 months	Total Track 1	18 to 24 months	24 to 36 months	over 36 months	Total Track 2	24 to 36 months	over 36 months	Total Track 3	24 to 36 months	over 36 months	Total Track 4	
Act on Neg Inst	0	0	0	0	0	0	0	0	0	0	0	0	0	0	0	0
Asbestos	0	0	0	0	0	0	0	0	0	0	0	0	0	0	0	0
Assault & Bat	0	0	0	0	0	0	0	0	0	0	2	2	0	0	0	2
Auto - Pers Inj	0	0	0	0	0	13	15	5	33	0	0	0	0	0	0	33
Auto - Property	0	0	0	0	0	0	0	0	0	0	0	0	0	0	0	0
Book Account	0	1	0	0	1	0	0	0	0	0	0	0	0	0	0	1
Civil Rights	0	0	0	0	0	0	0	0	0	0	0	0	0	0	0	0
Complex Comm	0	0	0	0	0	0	0	0	0	0	0	0	1	1	2	2
Condemnation	0	0	0	0	0	0	0	0	0	0	0	0	0	0	0	0
Construction	0	0	0	0	0	1	0	0	1	0	0	0	0	0	0	1
Contract/Comm	0	0	0	0	0	4	3	2	9	0	0	0	0	0	0	9
Employment	0	0	0	0	0	0	0	0	0	0	0	0	0	0	0	0
Lieu of P. Writ	0	0	0	0	0	0	0	0	0	0	0	0	1	0	1	1
Medical Malprac	0	0	0	0	0	0	0	0	0	6	9	15	0	0	0	15
Name Change	0	0	0	0	0	0	0	0	0	0	0	0	0	0	0	0
Other Insurance	0	0	0	0	0	0	0	0	0	0	0	0	0	0	0	0
Other MCL	0	0	0	0	0	0	0	0	0	0	0	0	0	0	0	0
Other Track 1	5	2	0	0	7	1	0	0	1	0	0	0	0	0	0	8
Other Track 3	0	0	0	0	0	0	0	0	0	1	1	2	0	0	0	2
Other Track 4	0	0	0	0	0	0	0	0	0	0	0	0	0	1	1	1
Personal Injury	0	0	0	0	0	14	14	5	33	0	0	0	0	0	0	33
Prod Liability	0	0	0	0	0	0	0	0	0	0	1	1	0	0	0	1
Prof Malpractic	0	0	0	0	0	0	0	0	0	3	0	3	0	0	0	3
PIP Coverage	0	0	1	0	1	0	0	0	0	0	0	0	0	0	0	1
Real Property	2	0	0	0	2	0	0	0	0	0	0	0	0	0	0	2
Tort Other	0	0	0	0	0	2	3	0	5	0	0	0	0	0	0	5
Toxic Tort	0	0	0	0	0	0	0	0	0	1	0	1	0	0	0	1
UM/UIM Bod Inj	0	0	0	0	0	1	0	0	1	0	0	0	0	0	0	1
Total	7	3	1	0	11	36	35	12	83	11	13	24	2	2	4	122

NOTE: Some Multicounty Litigation (MCL) cases were transferred in November 2014: Atlantic to Bergen = 8,935; Atlantic to Middlesex = 4,070.

CIVIL RESOLUTION SUMMARY BY CASETYPE
JULY 2022 - APRIL 2023
WARREN

	Trial			Summary					Total	Percent resolved by					
	Jury	Nonjury	Total	Judgment	Settlement	Default Judgment	Dismiss	Other		Trial	Sum Jud	Settle	Default J	Dismiss	Other
Act on Neg Inst	0	0	0	0	0	0	0	0	0	0%	0%	0%	0%	0%	0%
Asbestos	0	0	0	0	0	0	0	0	0	0%	0%	0%	0%	0%	0%
Assault & Bat	0	0	0	0	0	0	0	0	0	0%	0%	0%	0%	0%	0%
Auto - Pers Inj	0	0	0	0	12	0	29	4	45	0%	0%	27%	0%	64%	9%
Auto - Property	0	0	0	0	0	1	3	0	4	0%	0%	0%	25%	75%	0%
Book Account	0	0	0	2	14	15	11	1	43	0%	5%	33%	35%	26%	2%
Civil Rights	0	0	0	0	0	0	2	0	2	0%	0%	0%	0%	100%	0%
Complex Commer	0	0	0	0	0	0	0	0	0	0%	0%	0%	0%	0%	0%
Condemnation	0	0	0	0	0	0	0	0	0	0%	0%	0%	0%	0%	0%
Construction	0	0	0	0	0	1	1	0	2	0%	0%	0%	50%	50%	0%
Contract/Commer	0	1	1	0	11	9	36	0	57	2%	0%	19%	16%	63%	0%
Employment	0	0	0	0	0	0	0	0	0	0%	0%	0%	0%	0%	0%
Lieu of P. Writ	0	1	1	0	1	0	1	0	3	33%	0%	33%	0%	33%	0%
Medical Malprac	0	0	0	0	3	0	3	0	6	0%	0%	50%	0%	50%	0%
Name Change	0	0	0	0	0	0	0	27	27	0%	0%	0%	0%	0%	100%
Other Insurance	0	0	0	0	0	0	0	0	0	0%	0%	0%	0%	0%	0%
Other MCL	0	0	0	0	0	0	0	0	0	0%	0%	0%	0%	0%	0%
Other Track 1	0	0	0	0	6	1	18	6	31	0%	0%	19%	3%	58%	19%
Other Track 3	0	0	0	0	2	0	6	1	9	0%	0%	22%	0%	67%	11%
Other Track 4	0	0	0	0	1	0	0	0	1	0%	0%	100%	0%	0%	0%
Personal Injury	0	0	0	0	10	1	27	8	46	0%	0%	22%	2%	59%	17%
Prod Liability	0	0	0	0	1	0	0	0	1	0%	0%	100%	0%	0%	0%
Prof Malpractic	0	0	0	0	1	0	0	0	1	0%	0%	100%	0%	0%	0%
PIP Coverage	0	0	0	0	0	0	1	0	1	0%	0%	0%	0%	100%	0%
Real Property	0	0	0	0	1	0	1	1	3	0%	0%	33%	0%	33%	33%
Tort Other	0	0	0	0	1	0	9	1	11	0%	0%	9%	0%	82%	9%
Toxic Tort	0	0	0	0	0	0	0	0	0	0%	0%	0%	0%	0%	0%
UM/UIM Bod Inj	0	0	0	0	0	0	2	0	2	0%	0%	0%	0%	100%	0%
Total	0	2	2	2	64	28	150	49	295	1%	1%	22%	9%	51%	17%

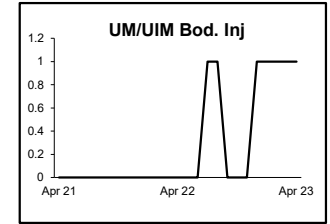
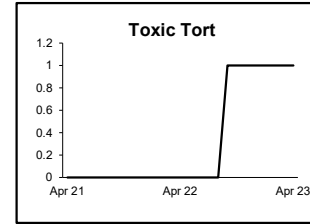
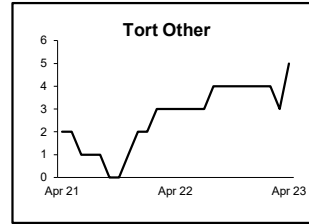
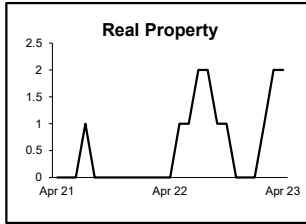
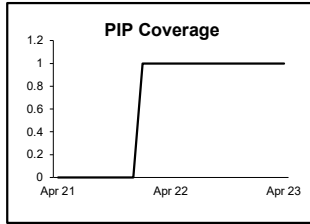
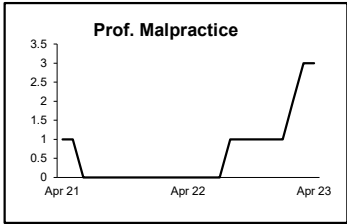
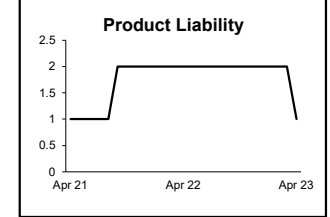
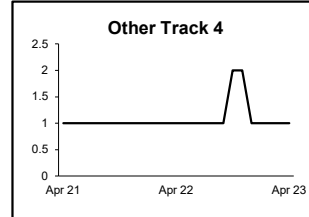
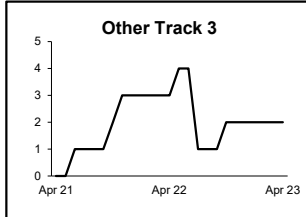
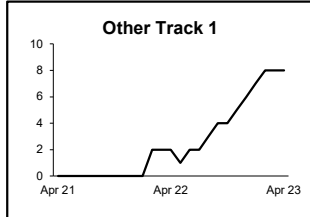
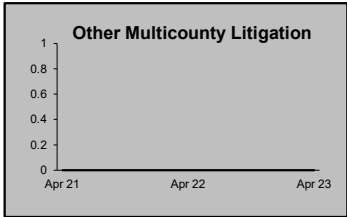
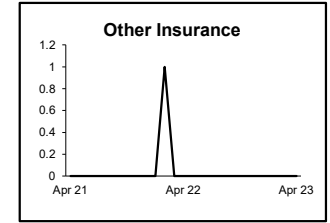
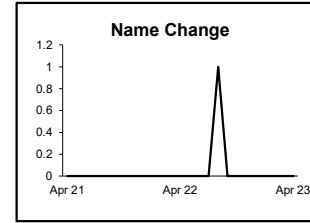
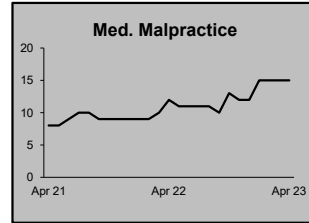
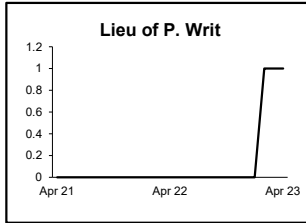
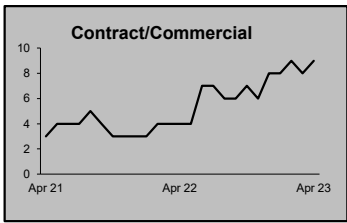
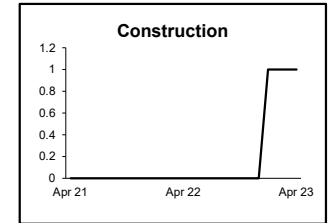
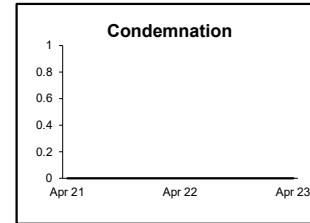
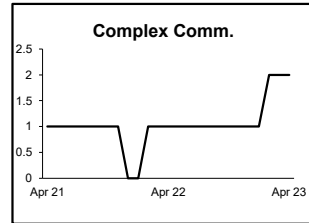
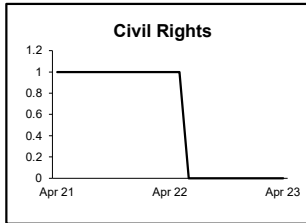
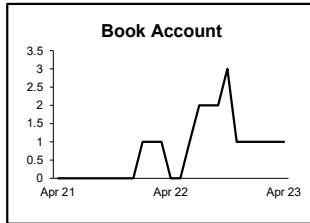

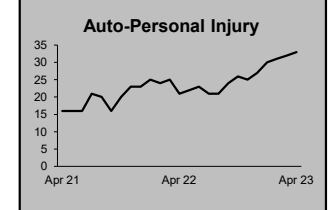
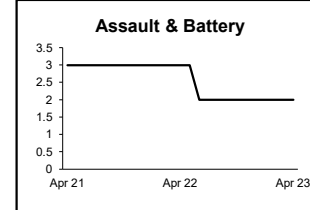
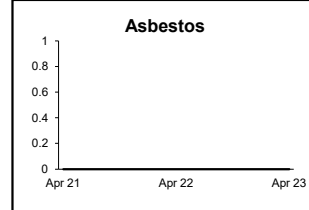

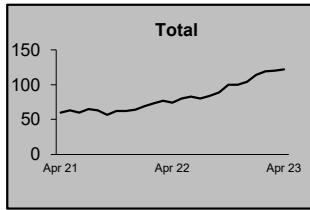
Monthly Resolutions



NOTE: Some Multicounty Litigation (MCL) cases were transferred in November 2014: Atlantic to Bergen = 8,935; Atlantic to Middlesex = 4,070.

CIVIL BACKLOG BY CASETYPE APRIL 2023 WARREN

	Total	Backlog	% chg
Apr 21		60	
Apr 22		74	23%
Apr 23		122	65%



- 1) Casetypes with the state's largest backlogs are highlighted.
- 2) Some Multicounty Litigation (MCL) cases were transferred in November 2014: Atlantic to Bergen = 8,935; Atlantic to Middlesex = 4,070.

CIVIL CASELOAD SUMMARY BY CASETYPE
JULY 2022 - APRIL 2023
STATE

	Filings			Resolutions			Clearance		Backlog			Backlog Percent		Backlog Per 100 Monthly Filings		Active Pending		
	Jul 2021 to Apr 2022	Jul 2022 to Apr 2023	percent change	Jul 2021 to Apr 2022	Jul 2022 to Apr 2023	percent change	Jul 2022 - Apr 2023		Apr 2022	Apr 2023	percent change	Apr 2022	Apr 2023	Apr 2022	Apr 2023	Apr 2022	Apr 2023	percent change
	number	percent																
Act on Neg Inst	104	94	-10%	121	104	-14%	10	111%	23	17	-26%	24%	24%	189	174	95	72	-24%
Asbestos	97	115	19%	57	163	186%	48	142%	520	518	0%	65%	68%	4,522	4,377	802	763	-5%
Assault & Bat	554	129	-77%	273	179	-34%	50	139%	139	282	103%	16%	34%	262	1,829	859	822	-4%
Auto - Pers Inj	18,051	17,170	-5%	21,109	19,497	-8%	2327	114%	9,763	8,619	-12%	30%	30%	480	473	32,390	28,382	-12%
Auto - Property	755	772	2%	723	836	16%	64	108%	84	70	-17%	12%	11%	105	81	721	658	-9%
Book Account	6,788	5,383	-21%	8,590	5,716	-33%	333	106%	455	335	-26%	12%	10%	58	55	3,757	3,357	-11%
Civil Rights	504	281	-44%	255	279	9%	-2	99%	116	141	22%	19%	23%	240	455	612	624	2%
Complex Commerc	258	332	29%	288	248	-14%	-84	75%	231	223	-3%	46%	39%	815	656	501	575	15%
Condemnation	98	114	16%	77	99	29%	-15	87%	65	44	-32%	44%	28%	629	362	149	160	7%
Construction	350	350	0%	341	334	-2%	-16	95%	272	253	-7%	43%	41%	732	688	633	619	-2%
Contract/Commer	6,447	6,964	8%	6,793	6,710	-1%	-254	96%	1,293	1,161	-10%	19%	17%	180	158	6,712	6,851	2%
Employment	212	237	12%	183	205	12%	-32	86%	71	72	1%	26%	24%	309	286	274	296	8%
Lieu of P. Writ	358	373	4%	347	348	0%	-25	93%	107	110	3%	20%	20%	274	269	526	548	4%
Medical Malprac	808	847	5%	781	900	15%	53	106%	1,223	1,210	-1%	44%	46%	1,344	1,366	2,807	2,649	-6%
Name Change	2,366	2,388	1%	2,323	2,375	2%	-13	99%	5	6	20%	1%	1%	2	2	557	535	-4%
Other Insurance	353	335	-5%	408	359	-12%	24	107%	156	119	-24%	39%	33%	376	313	401	356	-11%
Other MCL	2,071	722	-65%	2,257	1,603	-29%	881	222%	9,028	10,730	19%	63%	79%	4,339	10,893	14,420	13,624	-6%
Other Track 1	3,436	2,999	-13%	3,297	3,092	-6%	93	103%	496	550	11%	20%	24%	129	164	2,511	2,299	-8%
Other Track 3	1,604	1,753	9%	1,654	1,705	3%	-48	97%	685	712	4%	23%	24%	384	389	2,982	2,956	-1%
Other Track 4	192	205	7%	210	238	13%	33	116%	237	253	7%	44%	50%	1,061	1,191	542	511	-6%
Personal Injury	7,842	7,925	1%	8,137	7,538	-7%	-387	95%	4,555	4,265	-6%	32%	30%	536	510	14,392	14,372	0%
Prod Liability	287	255	-11%	381	209	-45%	-46	82%	141	126	-11%	34%	29%	379	436	412	439	7%
Prof Malpractic	336	326	-3%	430	408	-5%	82	125%	380	353	-7%	39%	38%	1,039	976	963	925	-4%
PIP Coverage	201	175	-13%	224	167	-25%	-8	95%	24	21	-13%	21%	19%	110	116	116	110	-5%
Real Property	316	283	-10%	283	279	-1%	-4	99%	73	85	16%	26%	31%	200	264	283	272	-4%
Tort Other	1,594	1,526	-4%	1,468	1,469	0%	-57	96%	523	588	12%	25%	28%	301	355	2,072	2,083	1%
Toxic Tort	25	17	-32%	24	19	-21%	2	112%	18	19	6%	40%	49%	771	991	45	39	-13%
UM/UIM Bod Inj	1,071	1,024	-4%	1,387	1,131	-18%	107	110%	468	414	-12%	27%	27%	401	369	1,725	1,562	-9%
Total	57,078	53,094	-7%	62,421	56,210	-10%	3116	106%	31,151	31,296	0%	34%	36%	491	546	92,259	86,459	-6%

NOTE: Some Multicounty Litigation (MCL) cases were transferred in November 2014: Atlantic to Bergen = 8,935; Atlantic to Middlesex = 4,070.

CIVIL BACKLOG SUMMARY BY CASETYPE

April 2023

STATE

	Cases in Backlog															
	Track 1					Track 2				Track 3			Track 4			Total Backlog
	12 to 18 months	18 to 24 months	24 to 36 months	over 36 months	Total Track 1	18 to 24 months	24 to 36 months	over 36 months	Total Track 2	24 to 36 months	over 36 months	Total Track 3	24 to 36 months	over 36 months	Total Track 4	
Act on Neg Inst	8	6	2	1	17	0	0	0	0	0	0	0	0	0	0	17
Asbestos	0	0	0	0	0	0	0	0	0	0	0	0	143	375	518	518
Assault & Bat	0	0	0	0	0	0	0	0	0	186	96	282	0	0	0	282
Auto - Pers Inj	0	0	0	0	0	3,677	3,502	1,436	8,615	1	1	2	2	0	2	8,619
Auto - Property	0	0	0	0	0	29	32	9	70	0	0	0	0	0	0	70
Book Account	170	68	52	35	325	3	1	1	5	2	0	2	0	3	3	335
Civil Rights	0	0	0	0	0	0	1	0	1	74	63	137	3	0	3	141
Complex Comm	0	0	0	0	0	0	1	0	1	0	0	0	70	152	222	223
Condemnation	0	0	0	0	0	0	0	0	0	12	32	44	0	0	0	44
Construction	0	1	0	0	1	63	77	107	247	1	1	2	0	3	3	253
Contract/Comm	0	0	0	0	0	452	435	273	1,160	0	1	1	0	0	0	1,161
Employment	0	0	0	0	0	31	24	15	70	2	0	2	0	0	0	72
Lieu of P. Writ	0	0	0	0	0	0	0	0	0	0	0	0	51	59	110	110
Medical Malprac	0	0	0	0	0	2	1	2	5	564	641	1,205	0	0	0	1,210
Name Change	1	3	2	0	6	0	0	0	0	0	0	0	0	0	0	6
Other Insurance	41	23	31	17	112	2	3	1	6	0	0	0	0	1	1	119
Other MCL	0	0	0	0	0	0	0	0	0	0	0	0	3,133	7,597	10,730	10,730
Other Track 1	200	96	103	55	454	23	11	5	39	31	22	53	2	2	4	550
Other Track 3	0	0	0	0	0	0	1	0	1	392	319	711	0	0	0	712
Other Track 4	0	0	0	0	0	1	0	0	1	0	0	0	89	163	252	253
Personal Injury	0	0	0	0	0	1,759	1,625	808	4,192	54	19	73	0	0	0	4,265
Prod Liability	0	0	0	0	0	0	0	0	0	55	70	125	1	0	1	126
Prof Malpractic	0	0	0	0	0	0	0	1	1	163	189	352	0	0	0	353
PIP Coverage	7	5	7	2	21	0	0	0	0	0	0	0	0	0	0	21
Real Property	41	18	12	11	82	0	1	1	2	1	0	1	0	0	0	85
Tort Other	0	0	0	0	0	180	212	127	519	66	3	69	0	0	0	588
Toxic Tort	0	0	0	0	0	0	0	0	0	9	10	19	0	0	0	19
UM/UIM Bod Inj	0	0	0	0	0	204	155	54	413	0	1	1	0	0	0	414
Total	468	220	209	121	1,018	6,426	6,082	2,840	15,348	1,613	1,468	3,081	3,494	8,355	11,849	31,296

NOTE: Some Multicounty Litigation (MCL) cases were transferred in November 2014: Atlantic to Bergen = 8,935; Atlantic to Middlesex = 4,070.

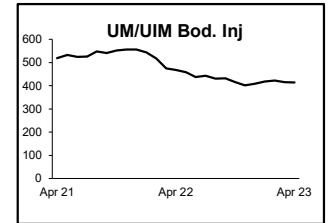
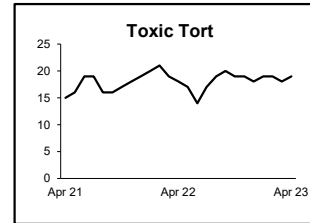
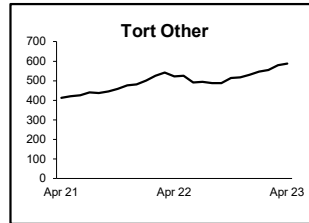
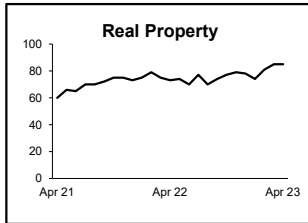
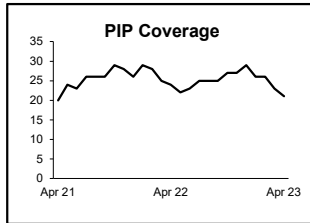
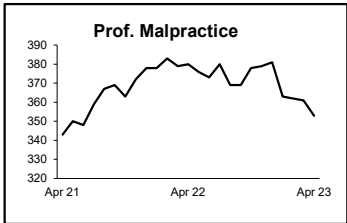
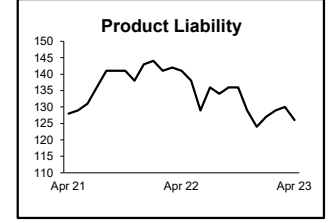
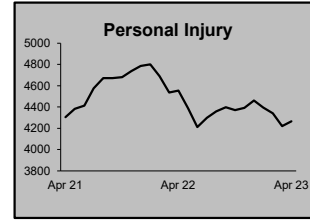
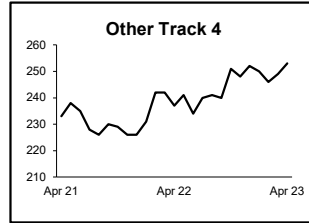
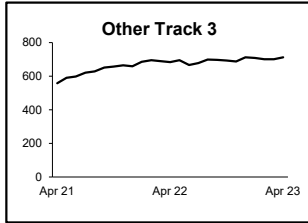
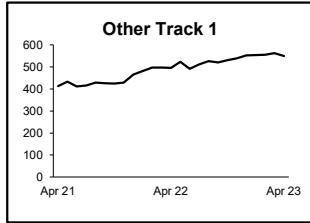
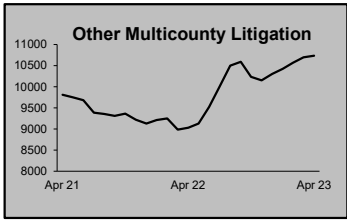
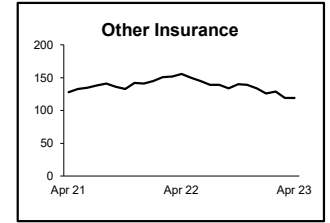
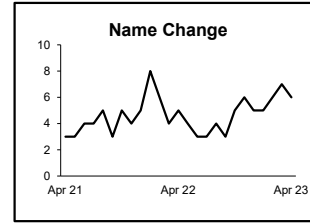
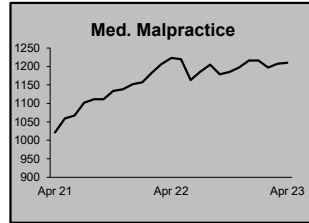
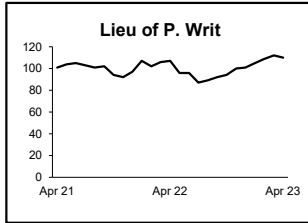
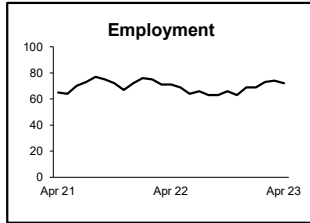
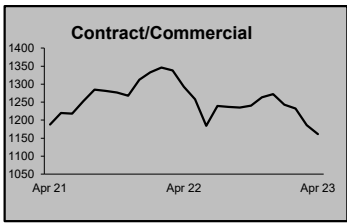
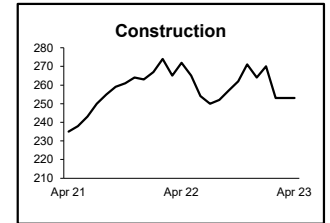
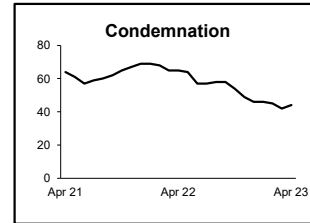
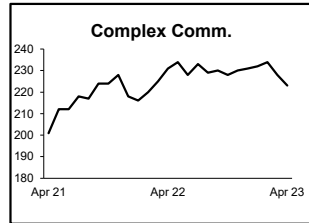
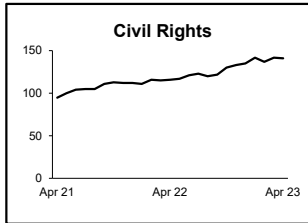
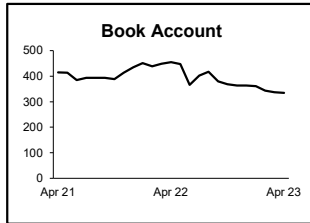
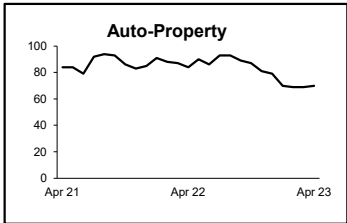
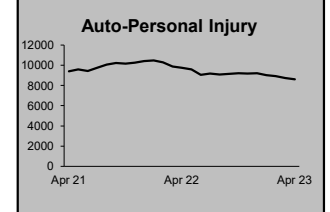
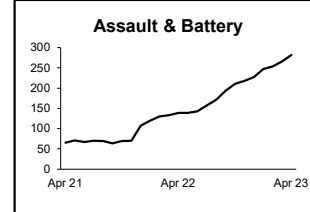
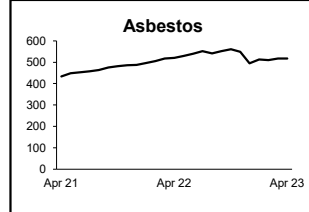
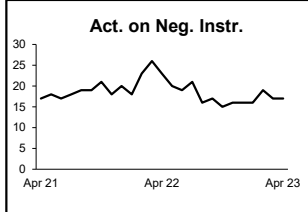
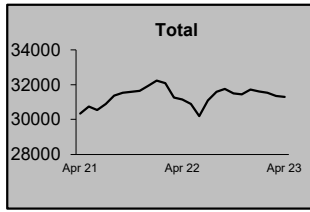
**CIVIL RESOLUTION SUMMARY BY CASETYPE
JULY 2022 - APRIL 2023
STATE**

	Trial			Summary					Total	Percent resolved by						Monthly Resolutions
	Jury	Nonjury	Total	Judgment	Settlement	Default Judgment	Dismiss	Other		Trial	Sum Jud	Settle	Default J	Dismiss	Other	
Act on Neg Inst	0	0	0	10	11	36	41	6	104	0%	10%	11%	35%	39%	6%	
Asbestos	0	0	0	0	132	0	30	1	163	0%	0%	81%	0%	18%	1%	
Assault & Bat	3	1	4	3	54	6	103	9	179	2%	2%	30%	3%	58%	5%	
Auto - Pers Inj	199	5	204	144	8,839	107	9,555	648	19,497	1%	1%	45%	1%	49%	3%	
Auto - Property	0	2	2	15	190	243	372	14	836	0%	2%	23%	29%	44%	2%	
Book Account	2	6	8	272	1,225	1,983	2,176	52	5,716	0%	5%	21%	35%	38%	1%	
Civil Rights	3	0	3	4	47	0	176	49	279	1%	1%	17%	0%	63%	18%	
Complex Commer	0	1	1	7	65	4	118	53	248	0%	3%	26%	2%	48%	21%	
Condemnation	4	0	4	3	20	0	19	53	99	4%	3%	20%	0%	19%	54%	
Construction	3	4	7	6	110	31	166	14	334	2%	2%	33%	9%	50%	4%	
Contract/Commer	21	46	67	226	1,820	1,189	3,115	293	6,710	1%	3%	27%	18%	46%	4%	
Employment	0	2	2	4	52	4	109	34	205	1%	2%	25%	2%	53%	17%	
Lieu of P. Writ	0	53	53	14	65	1	167	48	348	15%	4%	19%	0%	48%	14%	
Medical Malprac	24	0	24	10	439	0	380	47	900	3%	1%	49%	0%	42%	5%	
Name Change	0	0	0	0	0	0	126	2,249	2,375	0%	0%	0%	0%	5%	95%	
Other Insurance	0	0	0	18	98	15	186	42	359	0%	5%	27%	4%	52%	12%	
Other MCL	0	0	0	0	129	0	1,470	4	1,603	0%	0%	8%	0%	92%	0%	
Other Track 1	2	7	9	65	713	189	1,460	656	3,092	0%	2%	23%	6%	47%	21%	
Other Track 3	13	0	13	41	639	10	828	174	1,705	1%	2%	37%	1%	49%	10%	
Other Track 4	2	2	4	11	79	37	94	13	238	2%	5%	33%	16%	39%	5%	
Personal Injury	66	2	68	136	3,388	67	3,425	454	7,538	1%	2%	45%	1%	45%	6%	
Prod Liability	1	0	1	1	63	1	88	55	209	0%	0%	30%	0%	42%	26%	
Prof Malpractic	5	0	5	16	163	0	207	17	408	1%	4%	40%	0%	51%	4%	
PIP Coverage	0	0	0	2	45	3	107	10	167	0%	1%	27%	2%	64%	6%	
Real Property	1	1	2	12	61	20	142	42	279	1%	4%	22%	7%	51%	15%	
Tort Other	4	8	12	31	474	142	726	84	1,469	1%	2%	32%	10%	49%	6%	
Toxic Tort	0	0	0	0	5	0	9	5	19	0%	0%	26%	0%	47%	26%	
UM/UIIM Bod Inj	17	0	17	6	520	16	546	26	1,131	2%	1%	46%	1%	48%	2%	
Total	370	140	510	1,057	19,446	4,104	25,941	5,152	56,210	1%	2%	35%	7%	46%	9%	

NOTE: Some Multicounty Litigation (MCL) cases were transferred in November 2014: Atlantic to Bergen = 8,935; Atlantic to Middlesex = 4,070.

**CIVIL BACKLOG BY CASETYPE
APRIL 2023
STATE**

	Total	Backlog	% chg
Apr 21		30,345	
Apr 22		31,151	3%
Apr 23		31,296	0%



- 1) Casetypes with the state's largest backlogs are highlighted.
- 2) Some Multicounty Litigation (MCL) cases were transferred in November 2014: Atlantic to Bergen = 8,935; Atlantic to Middlesex = 4,070.