

**New Jersey Judiciary
CIVIL STATISTICS
March 2026**

TABLE OF CONTENTS

Introduction, Abbreviations, and Glossary	i
Tables and Graphs By County	1
Tables and Graphs by Case Type	
Atlantic	3
Bergen	7
Burlington	11
Camden	15
Cape May	19
Cumberland	23
Essex	27
Gloucester	31
Hudson	35
Hunterdon	39
Mercer	43
Middlesex	47
Monmouth	51
Morris	55
Ocean	59
Passaic	63
Salem	67
Somerset	71
Sussex	75
Union	79
Warren	83
State	87

INTRODUCTION

CIVIL STATISTICS provides court year-to-date civil-law statistics for New Jersey's twenty-one counties. Data is compiled from a monthly statistical extract of the Automated Case Management System.

The report provides 4-page summaries of filings, resolutions, clearance, backlog, and active pending by case type for counties and the state. Case type categories are based on the Case Information Statement (CIS). Some categories are consolidated as shown in the table on the next page.

GLOSSARY

Filings: Filings include new, reopened, reactivated, and transferred cases

Resolutions: Include trials, summary judgments, settlements, default judgments dismissals, inactivations, transfers, and other summary matters

Clearance: Resolutions minus filings

Backlog: Cases over case processing goal as listed below. Cases are aged from date of complaint exclusive of inactive and closed time.

 Track 1 backlog = over 12 months

 Track 2 backlog = over 18 months

 Track 3 backlog = over 24 months

 Track 4 backlog = over 24 months

Backlog Per 100 Monthly Filings: $(\text{backlog}) / (\text{average monthly filings in previous court year}) * 100$

Active Pending: Cases not resolved. Does not include inactive cases.

CIVIL STATISTICS is produced by the Administrative Office of the Courts' Quantitative Research Unit. Questions or comments can be directed to:

Quantitative Research Unit: PO Box 037, Trenton, NJ 08625
(609) 815-2900 x52530

CASE TYPE ABBREVIATIONS

TRACK I

Action on Negotiable Instrument (Act on New Inst)

Book Account

Name Change

Other Insurance Claim Including Declaratory Judgment Actions (other insurance)

PIP Coverage

Real Property

Other Track 1: Forfeiture, Summary Action, UM or UIM Claim, Lemon Law, Open Public Records Act, Tenancy, Miscellaneous, No Show Jurors
UM/UIM Coverage

TRACK II

Auto Negligence - Personal Injury

Auto Negligence - Property Damage

Construction

Contract/Commercial Transactions

Employment other than CEPA or LAD

Personal Injury

Tort - Other

UM/UIM Bodily Injury

TRACK III

Assault and Battery

Civil Rights

Condemnation

Medical Malpractice

Product Liability

Professional Malpractice

Toxic Tort

Other Track 3: Defamation, Inverse Condemnation, Whistle Blower/Conscientious, Employee Protection Act, Law Against Discrimination

TRACK IV

Action in Lieu of Prerogative Writ (Lieu of P. Writ)

Asbestos

Complex Commercial

Other Multicounty Litigation (formerly "mass tort") and/or Centrally Managed Cases:

Abilify, Allergen Biocell Textured Breast Implants, Asbestos, Bard Implanted Port Catheter Products, DePuy ASR Hip Implant, Elmiron, Fosamax, Pelvic Mesh - Bard, Pelvic Mesh - Gynecare, Physiomesh, Pinnacle Metal -on- Metal (MoM) Hip Implants, Proceed Surgical Mesh/Proceed Ventral Patch, Prolene Hernia System Mesh, Proton-Pump Inhibitors, Roundup Products, Sexual Abuse in Juvenile Detention Facilities Operated by the State of New Jersey, Singulair, Strattice Hernia Mesh, Stryker Hip/ABG II, Stryker LFIT CoCr V40 Femoral Heads, Talc-Powder, Tasigna, Taxotere/Docetaxel, Zostavax.

Other Track 4: Complex Construction, Cullen Lit., Environmental Coverage Litigation, False Claims, Insurance Fraud, Mt. Laurel

CIVIL CASELOAD SUMMARY BY COUNTY
MARCH 2026
STATE

	Filings			Resolutions			Clearance		Backlog			Backlog Percent		Backlog Per 100 Monthly Filings		Active Pending		
	Jul 2024 to Mar 2025	Jul 2025 to Mar 2026	percent change	Jul 2024 to Mar 2025	Jul 2025 to Mar 2026	percent change	Mar 2026		Mar 2025	Mar 2026	percent change	Mar 2025	Mar 2026	Mar 2025	Mar 2026	Mar 2025	Mar 2026	percent change
							number	percent										
Atlantic	1,938	2,106	9%	1,977	2,279	15%	173	108%	5,811	6,271	8%	65%	67%	2,589	2,109	9,000	9,391	4%
Bergen	6,406	8,522	33%	7,035	7,107	1%	-1415	83%	3,410	2,398	-30%	33%	21%	486	267	10,215	11,230	10%
Burlington	2,146	2,340	9%	1,940	2,168	12%	-172	93%	333	384	15%	13%	14%	138	149	2,534	2,705	7%
Camden	3,186	3,591	13%	3,084	3,207	4%	-384	89%	425	452	6%	12%	11%	120	113	3,559	4,089	15%
Cape May	370	428	16%	423	379	-10%	-49	89%	95	88	-7%	20%	17%	221	188	477	527	10%
Cumberland	640	723	13%	650	634	-2%	-89	88%	129	146	13%	17%	17%	184	183	771	873	13%
Essex	7,690	8,146	6%	8,182	7,570	-7%	-576	93%	3,532	3,287	-7%	29%	27%	419	366	12,090	12,369	2%
Gloucester	1,297	1,325	2%	1,214	1,351	11%	26	102%	251	224	-11%	16%	14%	170	151	1,561	1,561	0%
Hudson	3,969	4,176	5%	3,632	4,053	12%	-123	97%	1,214	1,060	-13%	22%	19%	279	234	5,570	5,450	-2%
Hunterdon	488	501	3%	485	471	-3%	-30	94%	159	139	-13%	27%	23%	298	257	586	598	2%
Mercer	2,053	2,230	9%	1,924	2,081	8%	-149	93%	853	869	2%	28%	27%	369	350	3,004	3,176	6%
Middlesex	5,957	7,812	31%	6,124	8,197	34%	385	105%	6,013	4,727	-21%	47%	39%	914	569	12,785	12,252	-4%
Monmouth	3,622	3,706	2%	3,331	3,502	5%	-204	94%	864	774	-10%	18%	16%	218	188	4,695	4,768	2%
Morris	2,205	2,382	8%	1,996	2,208	11%	-174	93%	484	425	-12%	18%	15%	203	163	2,732	2,831	4%
Ocean	2,707	2,917	8%	2,492	2,765	11%	-152	95%	746	796	7%	21%	21%	249	248	3,586	3,807	6%
Passaic	3,274	3,595	10%	3,231	3,406	5%	-189	95%	754	775	3%	17%	17%	209	198	4,342	4,514	4%
Salem	230	238	3%	197	241	22%	3	101%	42	33	-21%	17%	13%	161	125	254	250	-2%
Somerset	1,411	1,459	3%	1,457	1,384	-5%	-75	95%	431	391	-9%	24%	21%	272	243	1,769	1,824	3%
Sussex	534	512	-4%	507	481	-5%	-31	94%	87	82	-6%	16%	14%	154	142	561	599	7%
Union	3,922	4,073	4%	3,559	3,761	6%	-312	92%	980	1,075	10%	18%	19%	228	237	5,350	5,600	5%
Warren	404	388	-4%	369	373	1%	-15	96%	96	85	-11%	22%	18%	220	198	444	465	5%
Total	54,449	61,170	12%	53,809	57,618	7%	-3552	94%	26,709	24,481	-8%	31%	28%	444	363	85,885	88,879	3%

CIVIL BACKLOG SUMMARY BY CASETYPE

March 2026

STATE

	Cases in Backlog															
	Track 1					Track 2				Track 3			Track 4			Total Backlog
	12 to 18 months	18 to 24 months	24 to 36 months	over 36 months	Total Track 1	18 to 24 months	24 to 36 months	over 36 months	Total Track 2	24 to 36 months	over 36 months	Total Track 3	24 to 36 months	over 36 months	Total Track 4	
Atlantic	18	9	7	4	38	185	131	39	355	48	26	74	1,061	4,743	5,804	6,271
Bergen	40	7	4	0	51	597	370	63	1,030	118	103	221	120	976	1,096	2,398
Burlington	3	1	0	0	4	169	99	21	289	41	35	76	7	8	15	384
Camden	16	7	3	2	28	178	95	22	295	82	36	118	3	8	11	452
Cape May	4	2	1	0	7	29	18	7	54	8	14	22	2	3	5	88
Cumberland	5	3	0	0	8	50	41	10	101	14	17	31	3	3	6	146
Essex	82	40	19	16	157	934	929	425	2,288	156	602	758	26	58	84	3,287
Gloucester	8	6	0	0	14	96	43	20	159	24	17	41	3	7	10	224
Hudson	41	9	14	7	71	441	262	82	785	82	49	131	25	48	73	1,060
Hunterdon	4	2	1	0	7	39	20	13	72	19	33	52	2	6	8	139
Mercer	1	1	5	2	9	187	151	100	438	89	315	404	6	12	18	869
Middlesex	33	7	8	0	48	757	603	162	1,522	124	146	270	130	2,757	2,887	4,727
Monmouth	17	5	3	2	27	295	195	50	540	113	65	178	13	16	29	774
Morris	11	0	0	0	11	175	84	5	264	45	80	125	16	9	25	425
Ocean	34	19	4	3	60	261	238	81	580	88	60	148	4	4	8	796
Passaic	33	7	3	0	43	362	166	21	549	43	126	169	4	10	14	775
Salem	0	0	0	0	0	11	11	5	27	3	2	5	0	1	1	33
Somerset	9	4	1	1	15	134	88	61	283	27	38	65	8	20	28	391
Sussex	3	0	0	0	3	38	22	1	61	10	4	14	1	3	4	82
Union	54	10	10	10	84	452	280	80	812	74	67	141	18	20	38	1,075
Warren	1	3	5	2	11	27	14	10	51	6	13	19	1	3	4	85
Total	417	142	88	49	696	5,417	3,860	1,278	10,555	1,214	1,848	3,062	1,453	8,715	10,168	24,481

CIVIL CASELOAD SUMMARY BY CASETYPE
MARCH 2026
ATLANTIC

	Filings			Resolutions			Clearance		Backlog			Backlog Percent		Backlog Per 100 Monthly Filings		Active Pending		
	Jul 2024 to Mar 2025	Jul 2025 to Mar 2026	percent change	Jul 2024 to Mar 2025	Jul 2025 to Mar 2026	percent change	Mar 2026		Mar 2025	Mar 2026	percent change	Mar 2025	Mar 2026	Mar 2025	Mar 2026	Mar 2025	Mar 2026	percent change
							number	percent										
Act on Neg Inst	2	25	>999%	1	2	100%	-23	8%	0	0	0%	0%	0%	0	0	2	24	>999%
Asbestos	0	0	0%	0	0	0%	0	100%	0	0	0%	0%	0%	0	0	0	0	0%
Assault & Bat	3	3	0%	6	7	17%	4	233%	5	3	-40%	50%	38%	1,500	720	10	8	-20%
Auto - Pers Inj	440	471	7%	489	465	-5%	-6	99%	126	133	6%	19%	19%	254	250	668	684	2%
Auto - Property	23	25	9%	31	22	-29%	-3	88%	2	2	0%	9%	8%	69	73	22	24	9%
Book Account	304	305	0%	300	291	-3%	-14	95%	11	7	-36%	6%	4%	33	21	185	196	6%
Civil Rights	16	25	56%	11	19	73%	-6	76%	4	3	-25%	17%	9%	229	116	23	32	39%
Complex Comm	4	6	50%	1	2	100%	-4	33%	2	4	100%	29%	36%	480	600	7	11	57%
Condemnation	5	7	40%	3	7	133%	0	100%	0	0	0%	0%	0%	0	0	2	3	50%
Construction	27	11	-59%	30	21	-30%	10	191%	3	3	0%	12%	21%	109	225	25	14	-44%
Contract/Comm	214	246	15%	201	240	19%	-6	98%	25	32	28%	12%	13%	107	113	206	243	18%
Employment	4	11	175%	10	10	0%	-1	91%	2	3	50%	29%	33%	400	277	7	9	29%
Lieu of P. Writ	6	7	17%	13	11	-15%	4	157%	1	1	0%	13%	14%	100	80	8	7	-13%
Medical Malprac	27	15	-44%	32	21	-34%	6	140%	25	27	8%	32%	39%	882	1,409	77	69	-10%
Name Change	70	71	1%	80	75	-6%	4	106%	0	0	0%	0%	0%	0	0	22	8	-64%
Other Insurance	5	7	40%	6	7	17%	0	100%	4	4	0%	44%	40%	533	533	9	10	11%
Other MCL	140	101	-28%	104	435	318%	334	431%	5,359	5,796	8%	80%	84%	25,023	7,797	6,702	6,888	3%
Other Track 1	138	145	5%	121	125	3%	-20	86%	18	27	50%	17%	22%	120	169	109	124	14%
Other Track 3	83	103	24%	78	76	-3%	-27	74%	27	34	26%	18%	18%	318	304	148	188	27%
Other Track 4	17	1	-94%	4	5	25%	4	500%	4	3	-25%	17%	15%	267	3,600	24	20	-17%
Personal Injury	281	385	37%	331	319	-4%	-66	83%	160	151	-6%	29%	25%	465	367	552	615	11%
Prod Liability	28	5	-82%	13	10	-23%	5	200%	1	1	0%	2%	8%	35	71	46	12	-74%
Prof Malpractic	7	12	71%	14	12	-14%	0	100%	6	6	0%	26%	24%	600	554	23	25	9%
PIP Coverage	0	4		5	0	-100%	-4	0%	0	0	0%	0%	0%	0	0	0	4	
Real Property	9	4	-56%	8	7	-13%	3	175%	1	1	0%	14%	17%	100	150	7	6	-14%
Tort Other	52	60	15%	42	51	21%	-9	85%	14	18	29%	21%	19%	263	240	67	93	39%
Toxic Tort	0	0	0%	1	0	-100%	0	100%	0	0	0%	0%	0%	0	0	0	0	0%
UM/UIM Bod Inj	33	51	55%	42	39	-7%	-12	76%	11	12	9%	22%	16%	269	195	49	74	51%
Total	1,938	2,106	9%	1,977	2,279	15%	173	108%	5,811	6,271	8%	65%	67%	2,589	2,109	9,000	9,391	4%

CIVIL BACKLOG SUMMARY BY CASETYPE

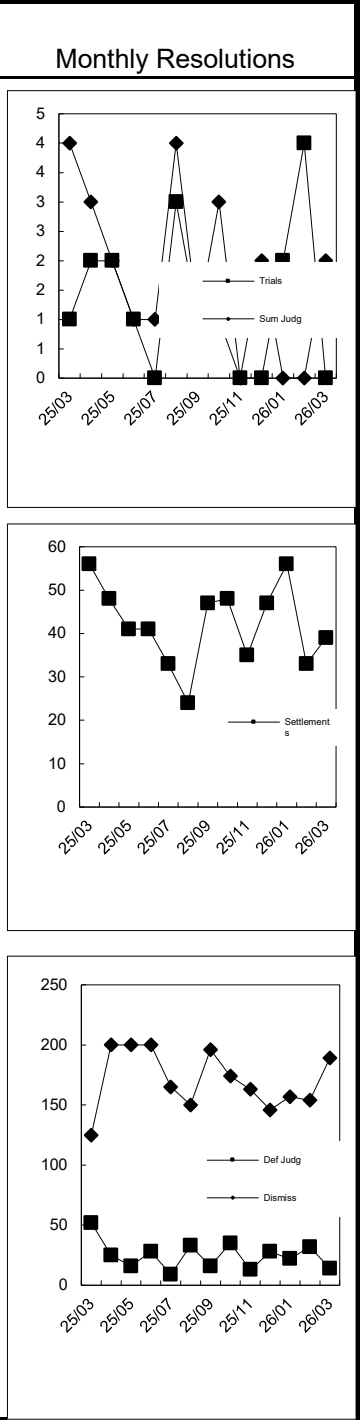
March 2026

ATLANTIC

	Cases in Backlog															
	Track 1					Track 2				Track 3			Track 4			Total Backlog
	12 to 18 months	18 to 24 months	24 to 36 months	over 36 months	Total Track 1	18 to 24 months	24 to 36 months	over 36 months	Total Track 2	24 to 36 months	over 36 months	Total Track 3	24 to 36 months	over 36 months	Total Track 4	
Act on Neg Inst	0	0	0	0	0	0	0	0	0	0	0	0	0	0	0	0
Asbestos	0	0	0	0	0	0	0	0	0	0	0	0	0	0	0	0
Assault & Bat	0	0	0	0	0	0	0	0	0	1	2	3	0	0	0	3
Auto - Pers Inj	0	0	0	0	0	76	49	8	133	0	0	0	0	0	0	133
Auto - Property	0	0	0	0	0	1	1	0	2	0	0	0	0	0	0	2
Book Account	6	0	1	0	7	0	0	0	0	0	0	0	0	0	0	7
Civil Rights	0	0	0	0	0	0	0	0	0	1	2	3	0	0	0	3
Complex Commerc	0	0	0	0	0	0	0	0	0	0	0	0	2	2	4	4
Condemnation	0	0	0	0	0	0	0	0	0	0	0	0	0	0	0	0
Construction	0	0	0	0	0	2	1	0	3	0	0	0	0	0	0	3
Contract/Commer	0	0	0	0	0	15	9	8	32	0	0	0	0	0	0	32
Employment	0	0	0	0	0	0	1	2	3	0	0	0	0	0	0	3
Lieu of P. Writ	0	0	0	0	0	0	0	0	0	0	0	0	1	0	1	1
Medical Malprac	0	0	0	0	0	0	0	0	0	17	10	27	0	0	0	27
Name Change	0	0	0	0	0	0	0	0	0	0	0	0	0	0	0	0
Other Insurance	0	2	2	0	4	0	0	0	0	0	0	0	0	0	0	4
Other MCL	0	0	0	0	0	0	0	0	0	0	0	0	1,058	4,738	5,796	5,796
Other Track 1	12	6	4	4	26	0	1	0	1	0	0	0	0	0	0	27
Other Track 3	0	0	0	0	0	0	0	0	0	23	11	34	0	0	0	34
Other Track 4	0	0	0	0	0	0	0	0	0	0	0	0	0	3	3	3
Personal Injury	0	0	0	0	0	76	59	16	151	0	0	0	0	0	0	151
Prod Liability	0	0	0	0	0	0	0	0	0	1	0	1	0	0	0	1
Prof Malpractic	0	0	0	0	0	0	0	0	0	5	1	6	0	0	0	6
PIP Coverage	0	0	0	0	0	0	0	0	0	0	0	0	0	0	0	0
Real Property	0	1	0	0	1	0	0	0	0	0	0	0	0	0	0	1
Tort Other	0	0	0	0	0	8	6	4	18	0	0	0	0	0	0	18
Toxic Tort	0	0	0	0	0	0	0	0	0	0	0	0	0	0	0	0
UM/UIM Bod Inj	0	0	0	0	0	7	4	1	12	0	0	0	0	0	0	12
Total	18	9	7	4	38	185	131	39	355	48	26	74	1,061	4,743	5,804	6,271

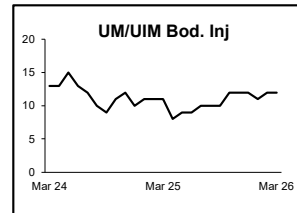
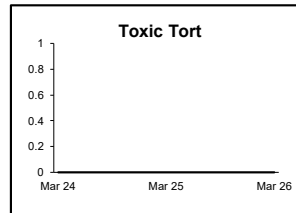
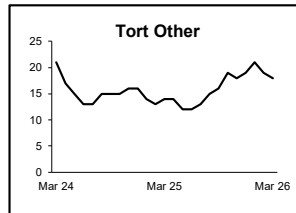
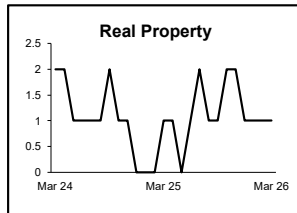
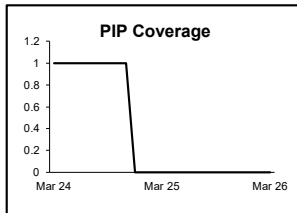
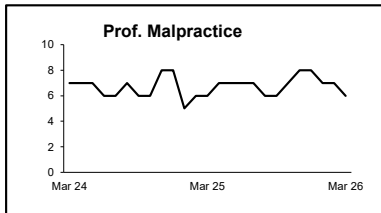
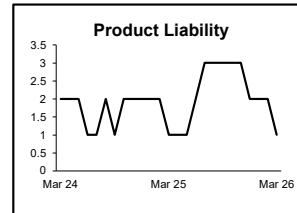
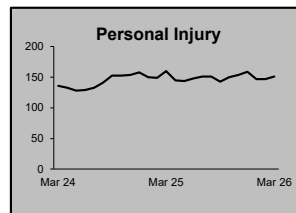
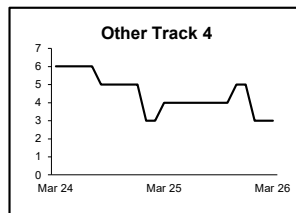
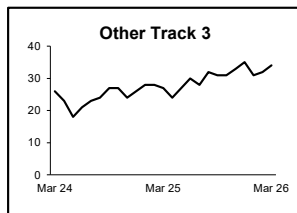
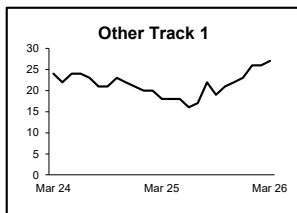
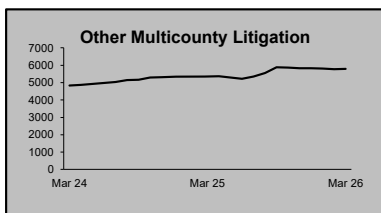
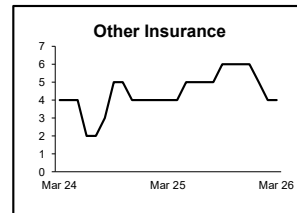
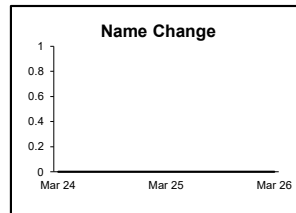
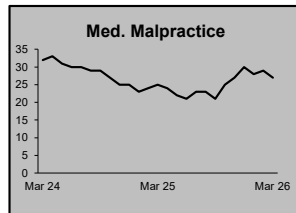
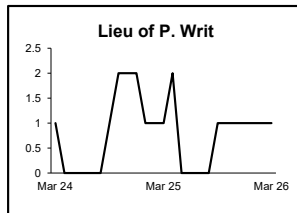
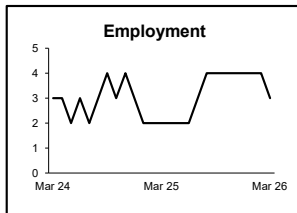
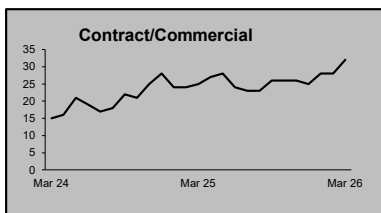
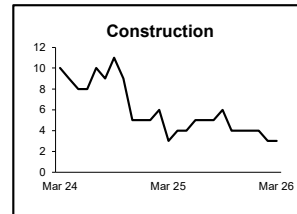
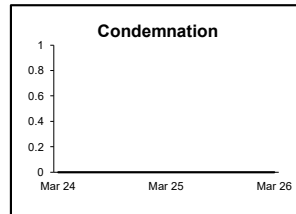
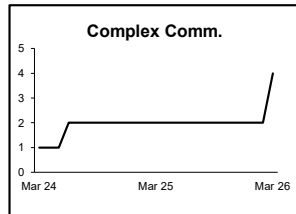
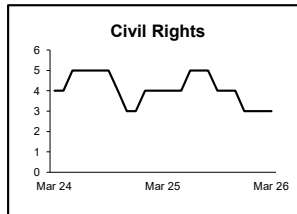
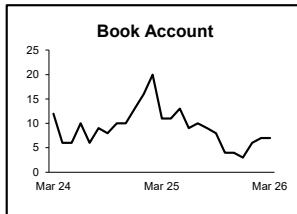
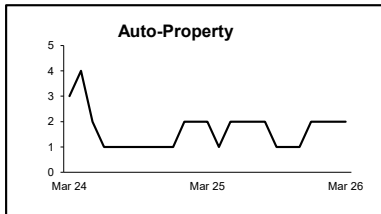
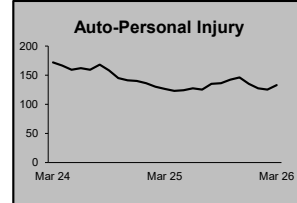
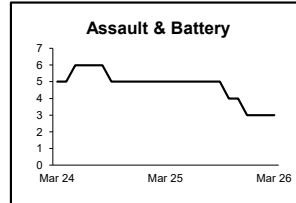
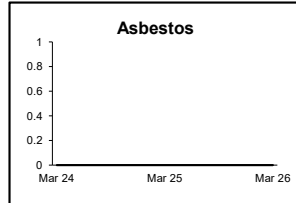
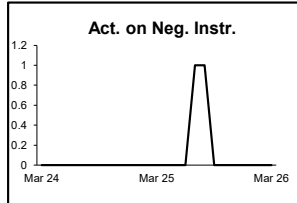
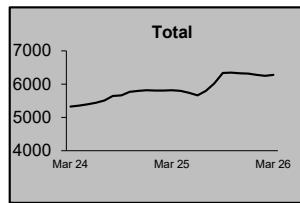
CIVIL RESOLUTION SUMMARY BY CASETYPE
MARCH 2026
ATLANTIC

	Trial			Summary Judgment	Settlement	Default			Total	Percent resolved by					
	Jury	Nonjury	Total			Judgment	Dismiss	Other		Total	Trial	Sum Jud	Settle	Default J	Dismiss
Act on Neg Inst	0	0	0	0	0	0	2	0	2	0%	0%	0%	0%	100%	0%
Asbestos	0	0	0	0	0	0	0	0	0	0%	0%	0%	0%	0%	0%
Assault & Bat	0	0	0	0	2	0	4	1	7	0%	0%	29%	0%	57%	14%
Auto - Pers Inj	4	0	4	0	93	0	342	26	465	1%	0%	20%	0%	74%	6%
Auto - Property	0	0	0	0	2	7	13	0	22	0%	0%	9%	32%	59%	0%
Book Account	0	0	0	7	53	112	114	5	291	0%	2%	18%	38%	39%	2%
Civil Rights	0	0	0	0	1	0	17	1	19	0%	0%	5%	0%	89%	5%
Complex Commerc	0	0	0	0	0	0	2	0	2	0%	0%	0%	0%	100%	0%
Condemnation	0	0	0	0	0	1	1	5	7	0%	0%	0%	14%	14%	71%
Construction	0	0	0	0	5	2	13	1	21	0%	0%	24%	10%	62%	5%
Contract/Commer	1	0	1	2	28	64	135	10	240	0%	1%	12%	27%	56%	4%
Employment	0	0	0	0	1	0	6	3	10	0%	0%	10%	0%	60%	30%
Lieu of P. Writ	0	0	0	0	0	0	9	2	11	0%	0%	0%	0%	82%	18%
Medical Malprac	1	0	1	0	8	0	11	1	21	5%	0%	38%	0%	52%	5%
Name Change	0	0	0	0	0	0	4	71	75	0%	0%	0%	0%	5%	95%
Other Insurance	0	1	1	0	2	0	4	0	7	14%	0%	29%	0%	57%	0%
Other MCL	0	0	0	0	0	0	435	0	435	0%	0%	0%	0%	100%	0%
Other Track 1	0	0	0	0	13	4	78	30	125	0%	0%	10%	3%	62%	24%
Other Track 3	0	0	0	0	29	1	40	6	76	0%	0%	38%	1%	53%	8%
Other Track 4	0	0	0	1	4	0	0	0	5	0%	20%	80%	0%	0%	0%
Personal Injury	4	0	4	3	98	5	186	23	319	1%	1%	31%	2%	58%	7%
Prod Liability	0	0	0	0	2	0	5	3	10	0%	0%	20%	0%	50%	30%
Prof Malpractic	0	0	0	0	6	0	5	1	12	0%	0%	50%	0%	42%	8%
PIP Coverage	0	0	0	0	0	0	0	0	0	0%	0%	0%	0%	0%	0%
Real Property	0	0	0	0	2	0	5	0	7	0%	0%	29%	0%	71%	0%
Tort Other	0	0	0	0	7	6	33	5	51	0%	0%	14%	12%	65%	10%
Toxic Tort	0	0	0	0	0	0	0	0	0	0%	0%	0%	0%	0%	0%
UM/UIM Bod Inj	0	0	0	0	6	0	30	3	39	0%	0%	15%	0%	77%	8%
Total	10	1	11	13	362	202	1,494	197	2,279	0%	1%	16%	9%	66%	9%



**CIVIL BACKLOG BY CASETYPE
MARCH 2026
ATLANTIC**

	Total	Backlog	% chg
Mar 24		5,325	
Mar 25		5,811	9%
Mar 26		6,271	8%



1) Casetypes with the state's largest backlogs are highlighted.

**CIVIL CASELOAD SUMMARY BY CASETYPE
MARCH 2026
BERGEN**

	Filings			Resolutions			Clearance		Backlog			Backlog Percent		Backlog Per 100 Monthly Filings		Active Pending		
	Jul 2024 to Mar 2025	Jul 2025 to Mar 2026	percent change	Jul 2024 to Mar 2025	Jul 2025 to Mar 2026	percent change	Mar 2026		Mar 2025	Mar 2026	percent change	Mar 2025	Mar 2026	Mar 2025	Mar 2026	Mar 2025	Mar 2026	percent change
							number	percent										
Act on Neg Inst	15	37	147%	17	20	18%	-17	54%	0	1		0%	3%	0	26	18	34	89%
Asbestos	0	0	0%	0	0	0%	0	100%	0	0	0%	0%	0%	0	0	0	0	0%
Assault & Bat	17	11	-35%	27	18	-33%	7	164%	13	5	-62%	42%	26%	821	462	31	19	-39%
Auto - Pers Inj	2,013	2,162	7%	1,950	1,951	0%	-211	90%	551	486	-12%	18%	15%	251	203	3,074	3,278	7%
Auto - Property	71	54	-24%	81	65	-20%	11	120%	5	6	20%	6%	10%	57	96	77	59	-23%
Book Account	971	1,101	13%	837	1,048	25%	-53	95%	35	27	-23%	5%	4%	33	23	680	715	5%
Civil Rights	28	23	-18%	32	24	-25%	1	104%	15	9	-40%	44%	28%	545	372	34	32	-6%
Complex Commerc	43	23	-47%	44	34	-23%	11	148%	27	29	7%	31%	45%	579	941	88	64	-27%
Condemnation	2	3	50%	3	3	0%	0	100%	3	2	-33%	50%	33%	1,200	800	6	6	0%
Construction	46	33	-28%	55	37	-33%	4	112%	28	27	-4%	34%	42%	542	810	82	65	-21%
Contract/Commer	952	1,022	7%	866	1,056	22%	34	103%	126	109	-13%	13%	12%	120	94	985	946	-4%
Employment	42	32	-24%	29	20	-31%	-12	63%	7	5	-29%	18%	9%	179	122	38	53	39%
Lieu of P. Writ	39	43	10%	35	14	-60%	-29	33%	6	7	17%	12%	9%	147	142	50	78	56%
Medical Malprac	85	75	-12%	91	78	-14%	3	104%	128	106	-17%	45%	40%	1,347	1,383	282	263	-7%
Name Change	249	284	14%	243	259	7%	-25	91%	0	0	0%	0%	0%	0	0	66	86	30%
Other Insurance	54	108	100%	51	72	41%	-36	67%	5	7	40%	10%	8%	86	67	49	87	78%
Other MCL	60	1,715	>999%	964	722	-25%	-993	42%	1,840	1,041	-43%	90%	38%	31,099	709	2,048	2,774	35%
Other Track 1	334	345	3%	311	308	-1%	-37	89%	10	10	0%	6%	5%	27	26	156	184	18%
Other Track 3	169	219	30%	167	201	20%	-18	92%	73	59	-19%	21%	17%	371	253	346	349	1%
Other Track 4	81	15	-81%	21	13	-38%	-2	87%	18	18	0%	17%	17%	251	982	107	109	2%
Personal Injury	765	856	12%	823	769	-7%	-87	90%	395	354	-10%	27%	23%	478	376	1,458	1,545	6%
Prod Liability	40	37	-8%	30	29	-3%	-8	78%	7	6	-14%	21%	20%	124	176	33	30	-9%
Prof Malpractic	29	38	31%	43	43	0%	5	113%	40	34	-15%	38%	31%	1,171	816	106	111	5%
PIP Coverage	10	18	80%	18	13	-28%	-5	72%	1	1	0%	20%	8%	86	52	5	12	140%
Real Property	27	18	-33%	31	30	-3%	12	167%	6	6	0%	21%	33%	176	248	28	18	-36%
Tort Other	172	146	-15%	170	175	3%	29	120%	51	33	-35%	22%	17%	287	196	237	190	-20%
Toxic Tort	1	0	-100%	2	0	-100%	0	100%	1	0	-100%	50%	0%	600	0	2	1	-50%
UM/UIM Bod Inj	91	104	14%	94	105	12%	1	101%	19	10	-47%	15%	8%	190	86	129	122	-5%
Total	6,406	8,522	33%	7,035	7,107	1%	-1415	83%	3,410	2,398	-30%	33%	21%	486	267	10,215	11,230	10%

CIVIL BACKLOG SUMMARY BY CASETYPE

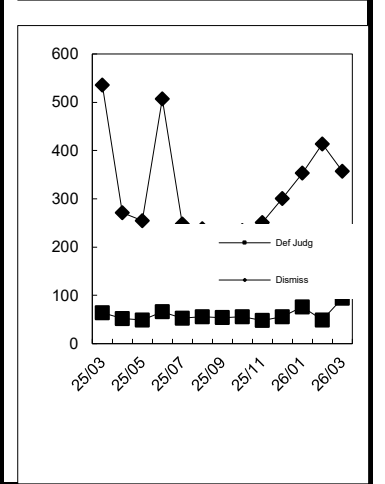
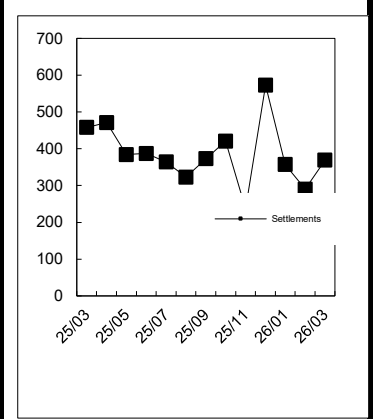
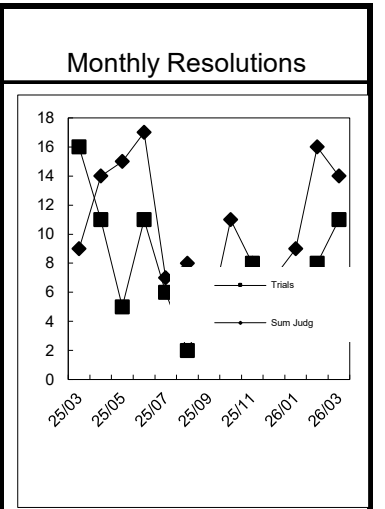
March 2026

BERGEN

	Cases in Backlog															
	Track 1					Track 2				Track 3			Track 4			Total Backlog
	12 to 18 months	18 to 24 months	24 to 36 months	over 36 months	Total Track 1	18 to 24 months	24 to 36 months	over 36 months	Total Track 2	24 to 36 months	over 36 months	Total Track 3	24 to 36 months	over 36 months	Total Track 4	
Act on Neg Inst	1	0	0	0	1	0	0	0	0	0	0	0	0	0	0	1
Asbestos	0	0	0	0	0	0	0	0	0	0	0	0	0	0	0	0
Assault & Bat	0	0	0	0	0	0	0	0	0	4	1	5	0	0	0	5
Auto - Pers Inj	0	0	0	0	0	313	159	14	486	0	0	0	0	0	0	486
Auto - Property	0	0	0	0	0	5	1	0	6	0	0	0	0	0	0	6
Book Account	20	4	3	0	27	0	0	0	0	0	0	0	0	0	0	27
Civil Rights	0	0	0	0	0	0	0	0	0	3	6	9	0	0	0	9
Complex Commerc	0	0	0	0	0	0	0	0	0	0	0	0	20	9	29	29
Condemnation	0	0	0	0	0	0	0	0	0	1	1	2	0	0	0	2
Construction	0	0	0	0	0	11	4	12	27	0	0	0	0	0	0	27
Contract/Commer	0	0	0	0	0	53	45	11	109	0	0	0	0	0	0	109
Employment	0	0	0	0	0	4	0	1	5	0	0	0	0	0	0	5
Lieu of P. Writ	0	0	0	0	0	0	0	0	0	0	0	0	6	1	7	7
Medical Malprac	0	0	0	0	0	0	0	0	0	47	59	106	0	0	0	106
Name Change	0	0	0	0	0	0	0	0	0	0	0	0	0	0	0	0
Other Insurance	6	1	0	0	7	0	0	0	0	0	0	0	0	0	0	7
Other MCL	0	0	0	0	0	0	0	0	0	0	0	0	88	953	1,041	1,041
Other Track 1	7	1	1	0	9	0	0	0	0	0	0	0	0	1	1	10
Other Track 3	0	0	0	0	0	0	0	0	0	39	20	59	0	0	0	59
Other Track 4	0	0	0	0	0	0	0	0	0	0	0	0	6	12	18	18
Personal Injury	0	0	0	0	0	186	147	21	354	0	0	0	0	0	0	354
Prod Liability	0	0	0	0	0	0	0	0	0	5	1	6	0	0	0	6
Prof Malpractic	0	0	0	0	0	0	0	0	0	19	15	34	0	0	0	34
PIP Coverage	1	0	0	0	1	0	0	0	0	0	0	0	0	0	0	1
Real Property	5	1	0	0	6	0	0	0	0	0	0	0	0	0	0	6
Tort Other	0	0	0	0	0	19	11	3	33	0	0	0	0	0	0	33
Toxic Tort	0	0	0	0	0	0	0	0	0	0	0	0	0	0	0	0
UM/UIM Bod Inj	0	0	0	0	0	6	3	1	10	0	0	0	0	0	0	10
Total	40	7	4	0	51	597	370	63	1,030	118	103	221	120	976	1,096	2,398

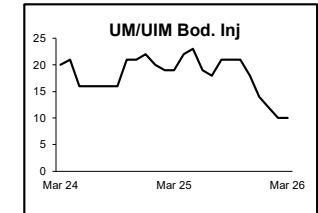
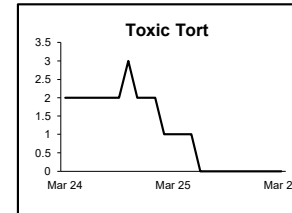
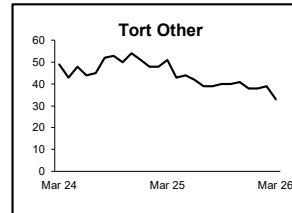
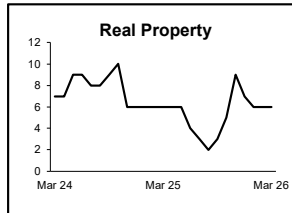
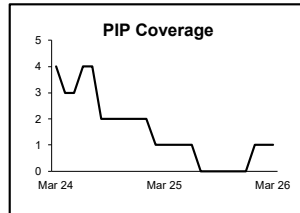
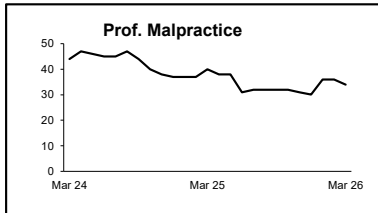
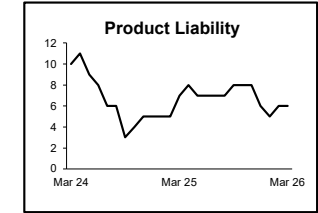
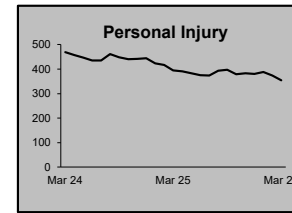
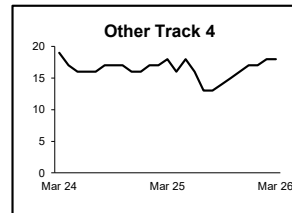
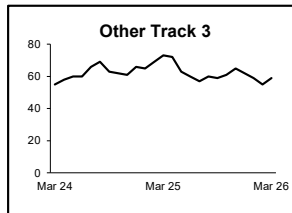
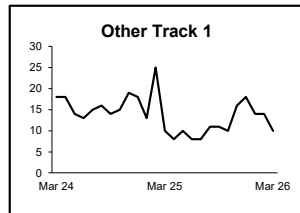
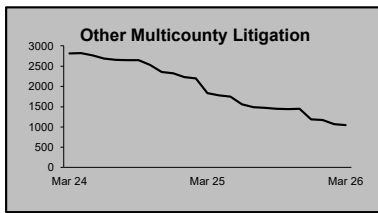
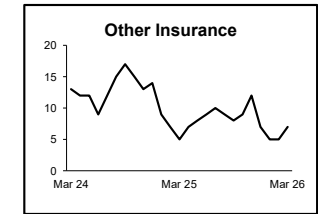
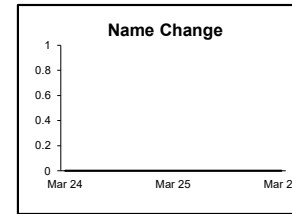
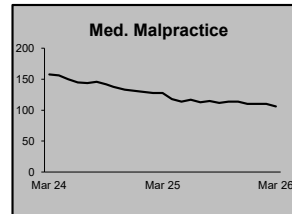
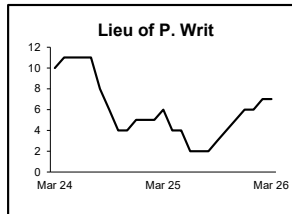
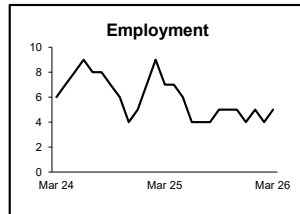
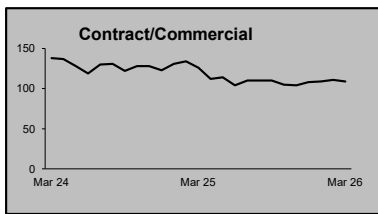
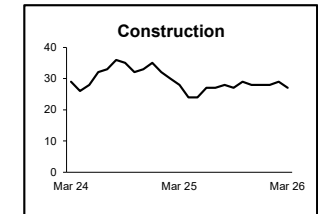
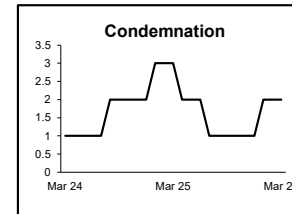
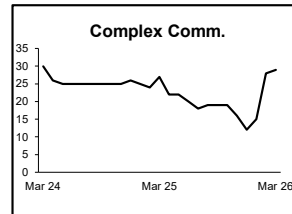
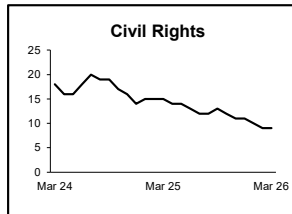
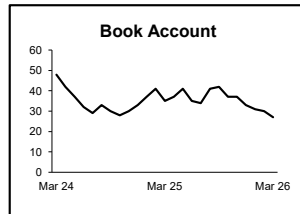
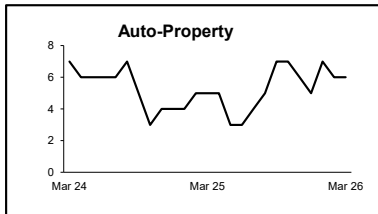
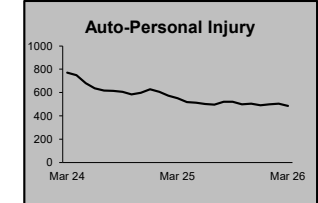
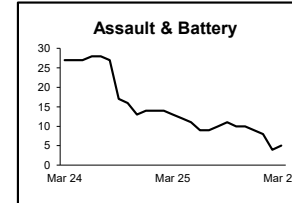
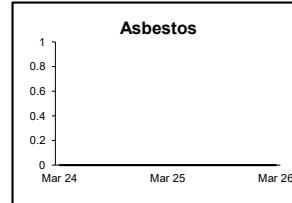
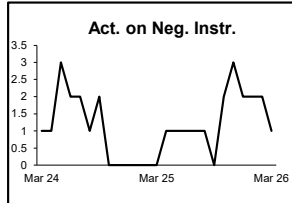
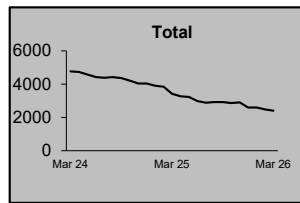
**CIVIL RESOLUTION SUMMARY BY CASETYPE
MARCH 2026
BERGEN**

	Trial			Summary	Default					Total	Percent resolved by					
	Jury	Nonjury	Total		Judgment	Settlement	Judgment	Dismiss	Other		Trial	Sum Jud	Settle	Default J	Dismiss	Other
Act on Neg Inst	0	0	0	3	3	8	6	0	20	0%	15%	15%	40%	30%	0%	
Asbestos	0	0	0	0	0	0	0	0	0	0%	0%	0%	0%	0%	0%	
Assault & Bat	1	0	1	0	10	1	6	0	18	6%	0%	56%	6%	33%	0%	
Auto - Pers Inj	12	0	12	6	1,272	3	606	52	1,951	1%	0%	65%	0%	31%	3%	
Auto - Property	0	0	0	0	27	15	22	1	65	0%	0%	42%	23%	34%	2%	
Book Account	0	4	4	30	290	290	429	5	1,048	0%	3%	28%	28%	41%	0%	
Civil Rights	0	0	0	3	12	0	6	3	24	0%	13%	50%	0%	25%	13%	
Complex Commerc	0	0	0	1	17	3	9	4	34	0%	3%	50%	9%	26%	12%	
Condemnation	0	0	0	0	3	0	0	0	3	0%	0%	100%	0%	0%	0%	
Construction	2	2	4	0	18	2	13	0	37	11%	0%	49%	5%	35%	0%	
Contract/Commer	5	5	10	13	300	171	542	20	1,056	1%	1%	28%	16%	51%	2%	
Employment	0	0	0	0	8	0	7	5	20	0%	0%	40%	0%	35%	25%	
Lieu of P. Writ	0	5	5	0	5	0	4	0	14	36%	0%	36%	0%	29%	0%	
Medical Malprac	8	0	8	3	44	1	21	1	78	10%	4%	56%	1%	27%	1%	
Name Change	0	0	0	0	0	0	24	235	259	0%	0%	0%	0%	9%	91%	
Other Insurance	0	0	0	2	23	1	24	22	72	0%	3%	32%	1%	33%	31%	
Other MCL	0	0	0	0	349	0	312	61	722	0%	0%	48%	0%	43%	8%	
Other Track 1	0	1	1	1	120	19	150	17	308	0%	0%	39%	6%	49%	6%	
Other Track 3	7	0	7	0	105	2	67	20	201	3%	0%	52%	1%	33%	10%	
Other Track 4	0	0	0	0	7	1	5	0	13	0%	0%	54%	8%	38%	0%	
Personal Injury	3	0	3	13	506	7	203	37	769	0%	2%	66%	1%	26%	5%	
Prod Liability	0	0	0	0	16	0	7	6	29	0%	0%	55%	0%	24%	21%	
Prof Malpractic	0	1	1	2	24	1	13	2	43	2%	5%	56%	2%	30%	5%	
PIP Coverage	0	0	0	0	4	0	9	0	13	0%	0%	31%	0%	69%	0%	
Real Property	0	0	0	0	16	1	8	5	30	0%	0%	53%	3%	27%	17%	
Tort Other	1	0	1	4	66	16	77	11	175	1%	2%	38%	9%	44%	6%	
Toxic Tort	0	0	0	0	0	0	0	0	0	0%	0%	0%	0%	0%	0%	
UM/UIM Bod Inj	0	0	0	3	62	0	36	4	105	0%	3%	59%	0%	34%	4%	
Total	39	18	57	84	3,307	542	2,606	511	7,107	1%	1%	47%	8%	37%	7%	



**CIVIL BACKLOG BY CASETYPE
MARCH 2026
BERGEN**

	Total	Backlog	% chg
Mar 24		4,770	
Mar 25		3,410	-29%
Mar 26		2,398	-30%



1) Casetypes with the state's largest backlogs are highlighted.

**CIVIL CASELOAD SUMMARY BY CASETYPE
MARCH 2026
BURLINGTON**

	Filings			Resolutions			Clearance		Backlog			Backlog Percent		Backlog Per 100 Monthly Filings		Active Pending		
	Jul 2024 to Mar 2025	Jul 2025 to Mar 2026	percent change	Jul 2024 to Mar 2025	Jul 2025 to Mar 2026	percent change	Mar 2026		Mar 2025	Mar 2026	percent change	Mar 2025	Mar 2026	Mar 2025	Mar 2026	Mar 2025	Mar 2026	percent change
						number	percent											
Act on Neg Inst	11	10	-9%	11	11	0%	1	110%	0	0	0%	0%	0%	0	0	7	7	0%
Asbestos	1	0	-100%	0	0	0%	0	100%	0	0	0%	0%	0%	0	0	1	0	-100%
Assault & Bat	5	6	20%	4	9	125%	3	150%	14	5	-64%	61%	31%	2,400	857	23	16	-30%
Auto - Pers Inj	538	548	2%	502	494	-2%	-54	90%	97	121	25%	12%	15%	160	199	787	833	6%
Auto - Property	20	24	20%	25	18	-28%	-6	75%	3	0	-100%	14%	0%	138	0	22	25	14%
Book Account	326	388	19%	239	345	44%	-43	89%	0	0	0%	0%	0%	0	0	219	220	0%
Civil Rights	9	16	78%	5	17	240%	1	106%	3	5	67%	20%	31%	277	261	15	16	7%
Complex Commer	10	5	-50%	10	5	-50%	0	100%	5	5	0%	25%	24%	462	667	20	21	5%
Condemnation	2	3	50%	1	4	300%	1	133%	0	0	0%	0%	0%	0	0	2	0	-100%
Construction	16	12	-25%	12	10	-17%	-2	83%	3	2	-33%	18%	11%	189	150	17	18	6%
Contract/Commer	391	449	15%	355	459	29%	10	102%	50	49	-2%	11%	10%	116	99	441	472	7%
Employment	7	12	71%	10	13	30%	1	108%	2	1	-50%	20%	7%	267	63	10	15	50%
Lieu of P. Writ	17	19	12%	11	17	55%	-2	89%	0	1		0%	5%	0	39	17	22	29%
Medical Malprac	35	36	3%	42	51	21%	15	142%	45	34	-24%	38%	34%	1,059	800	117	100	-15%
Name Change	149	126	-15%	185	121	-35%	-5	96%	0	0	0%	0%	0%	0	0	12	17	42%
Other Insurance	10	9	-10%	7	7	0%	-2	78%	0	0	0%	0%	0%	0	0	7	9	29%
Other MCL	1	0	-100%	1	0	-100%	0	100%	0	0	0%	0%	0%	0	0	0	0	0%
Other Track 1	123	109	-11%	97	114	18%	5	105%	2	4	100%	3%	5%	15	31	76	75	-1%
Other Track 3	94	137	46%	102	112	10%	-25	82%	13	22	69%	9%	12%	116	148	148	178	20%
Other Track 4	36	6	-83%	12	7	-42%	1	117%	7	9	29%	14%	19%	205	1,350	49	48	-2%
Personal Injury	224	251	12%	191	201	5%	-50	80%	55	91	65%	15%	22%	214	342	364	421	16%
Prod Liability	7	3	-57%	5	5	0%	2	167%	5	4	-20%	31%	31%	667	1,200	16	13	-19%
Prof Malpractic	17	14	-18%	19	9	-53%	-5	64%	8	6	-25%	25%	17%	436	424	32	36	13%
PIP Coverage	3	4	33%	2	4	100%	0	100%	0	0	0%	0%	0%	0	0	2	1	-50%
Real Property	7	3	-57%	11	6	-45%	3	200%	0	0	0%	0%	0%	0	0	4	3	-25%
Tort Other	51	94	84%	38	83	118%	-11	88%	12	17	42%	18%	21%	189	182	67	81	21%
Toxic Tort	0	1		0	0	0%	-1	0%	0	0	0%	0%	0%	0	0	3	1	-67%
UM/UIM Bod Inj	36	55	53%	43	46	7%	-9	84%	9	8	-11%	16%	14%	216	157	56	57	2%
Total	2,146	2,340	9%	1,940	2,168	12%	-172	93%	333	384	15%	13%	14%	138	149	2,534	2,705	7%

CIVIL BACKLOG SUMMARY BY CASETYPE

March 2026

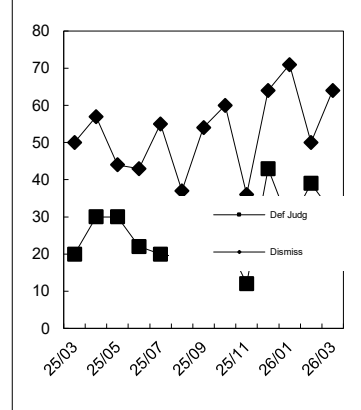
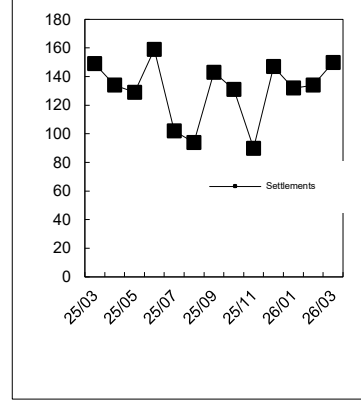
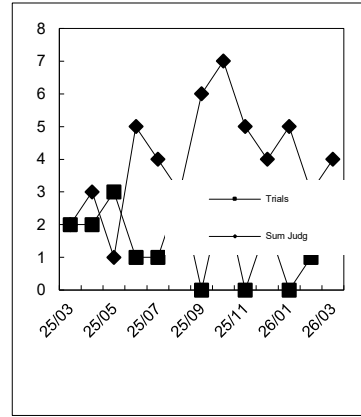
BURLINGTON

	Cases in Backlog															
	Track 1					Track 2				Track 3			Track 4			Total Backlog
	12 to 18 months	18 to 24 months	24 to 36 months	over 36 months	Total Track 1	18 to 24 months	24 to 36 months	over 36 months	Total Track 2	24 to 36 months	over 36 months	Total Track 3	24 to 36 months	over 36 months	Total Track 4	
Act on Neg Inst	0	0	0	0	0	0	0	0	0	0	0	0	0	0	0	0
Asbestos	0	0	0	0	0	0	0	0	0	0	0	0	0	0	0	0
Assault & Bat	0	0	0	0	0	0	0	0	0	1	4	5	0	0	0	0
Auto - Pers Inj	0	0	0	0	0	70	43	8	121	0	0	0	0	0	0	121
Auto - Property	0	0	0	0	0	0	0	0	0	0	0	0	0	0	0	0
Book Account	0	0	0	0	0	0	0	0	0	0	0	0	0	0	0	0
Civil Rights	0	0	0	0	0	0	0	0	0	3	2	5	0	0	0	5
Complex Commerc	0	0	0	0	0	0	0	0	0	0	0	0	2	3	5	5
Condemnation	0	0	0	0	0	0	0	0	0	0	0	0	0	0	0	0
Construction	0	0	0	0	0	0	1	1	2	0	0	0	0	0	0	2
Contract/Commer	0	0	0	0	0	23	18	8	49	0	0	0	0	0	0	49
Employment	0	0	0	0	0	1	0	0	1	0	0	0	0	0	0	1
Lieu of P. Writ	0	0	0	0	0	0	0	0	0	0	0	0	1	0	1	1
Medical Malprac	0	0	0	0	0	0	0	0	0	18	16	34	0	0	0	34
Name Change	0	0	0	0	0	0	0	0	0	0	0	0	0	0	0	0
Other Insurance	0	0	0	0	0	0	0	0	0	0	0	0	0	0	0	0
Other MCL	0	0	0	0	0	0	0	0	0	0	0	0	0	0	0	0
Other Track 1	3	1	0	0	4	0	0	0	0	0	0	0	0	0	0	4
Other Track 3	0	0	0	0	0	0	0	0	0	15	7	22	0	0	0	22
Other Track 4	0	0	0	0	0	0	0	0	0	0	0	0	4	5	9	9
Personal Injury	0	0	0	0	0	60	28	3	91	0	0	0	0	0	0	91
Prod Liability	0	0	0	0	0	0	0	0	0	3	1	4	0	0	0	4
Prof Malpractic	0	0	0	0	0	0	0	0	0	1	5	6	0	0	0	6
PIP Coverage	0	0	0	0	0	0	0	0	0	0	0	0	0	0	0	0
Real Property	0	0	0	0	0	0	0	0	0	0	0	0	0	0	0	0
Tort Other	0	0	0	0	0	11	5	1	17	0	0	0	0	0	0	17
Toxic Tort	0	0	0	0	0	0	0	0	0	0	0	0	0	0	0	0
UM/UIM Bod Inj	0	0	0	0	0	4	4	0	8	0	0	0	0	0	0	8
Total	3	1	0	0	4	169	99	21	289	41	35	76	7	8	15	384

**CIVIL RESOLUTION SUMMARY BY CASETYPE
MARCH 2026
BURLINGTON**

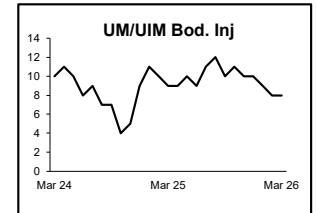
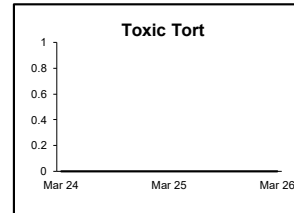
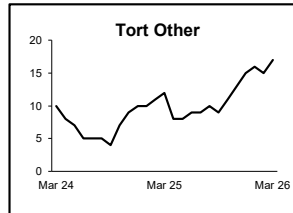
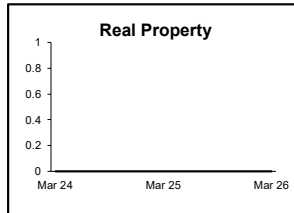
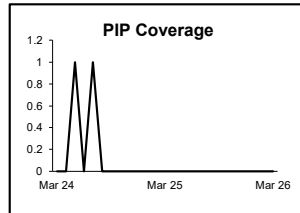
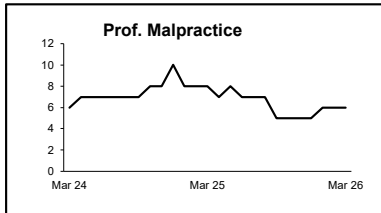
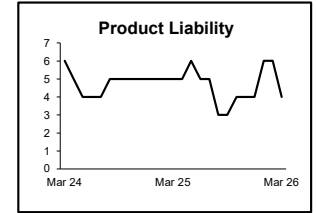
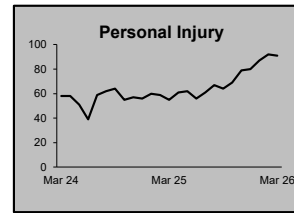
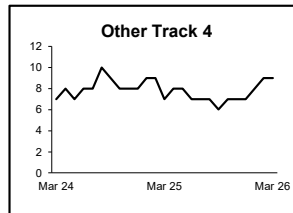
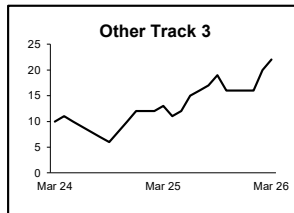
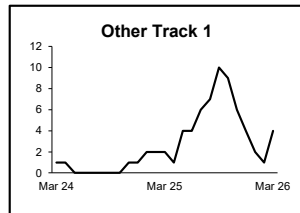
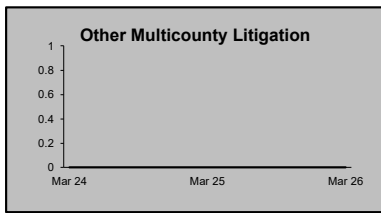
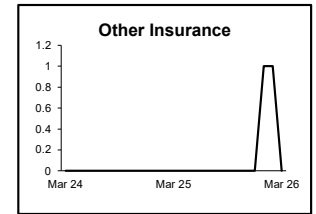
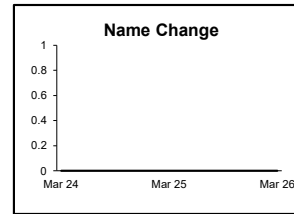
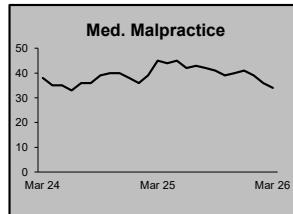
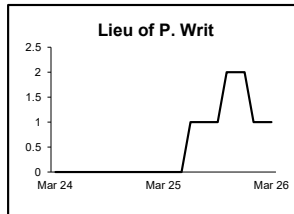
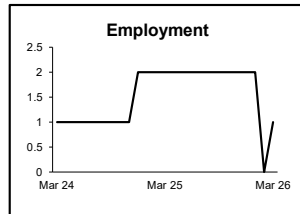
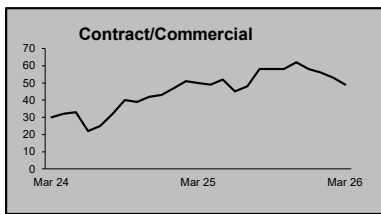
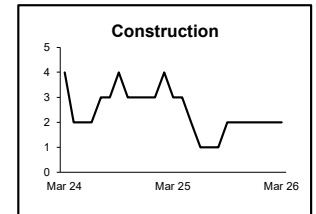
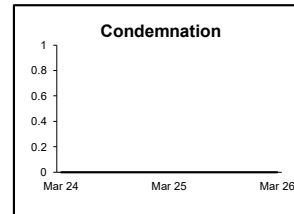
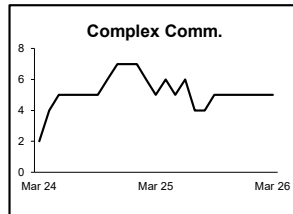
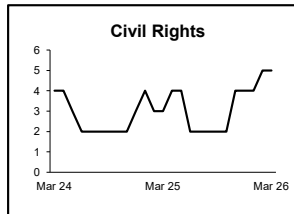
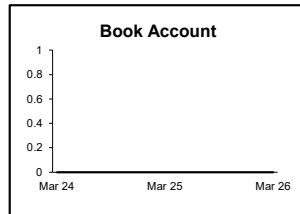
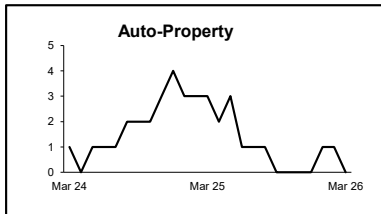
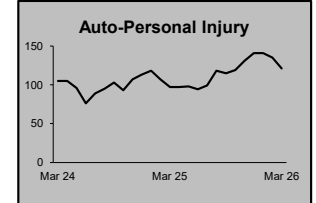
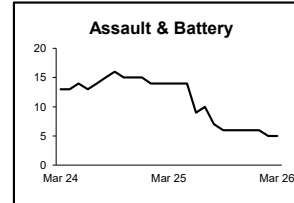
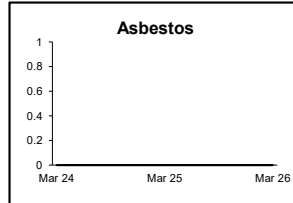

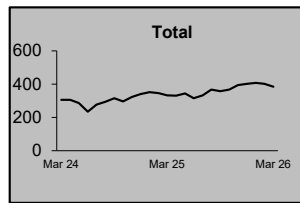
	Trial			Summary	Default				Total	Percent resolved by					
	Jury	Nonjury	Total		Judgment	Settlement	Judgment	Dismiss		Other	Trial	Sum Jud	Settle	Default J	Dismiss
Act on Neg Inst	0	0	0	0	3	3	5	0	11	0%	0%	27%	27%	45%	0%
Asbestos	0	0	0	0	0	0	0	0	0	0%	0%	0%	0%	0%	0%
Assault & Bat	1	0	1	0	5	1	2	0	9	11%	0%	56%	11%	22%	0%
Auto - Pers Inj	6	0	6	5	368	0	94	21	494	1%	1%	74%	0%	19%	4%
Auto - Property	0	0	0	0	7	7	3	1	18	0%	0%	39%	39%	17%	6%
Book Account	0	0	0	7	126	104	104	4	345	0%	2%	37%	30%	30%	1%
Civil Rights	0	0	0	0	3	0	5	9	17	0%	0%	18%	0%	29%	53%
Complex Commerc	0	0	0	2	2	0	1	0	5	0%	40%	40%	0%	20%	0%
Condemnation	0	0	0	1	0	0	0	3	4	0%	25%	0%	0%	0%	75%
Construction	0	0	0	0	6	0	3	1	10	0%	0%	60%	0%	30%	10%
Contract/Commer	2	1	3	17	181	109	135	14	459	1%	4%	39%	24%	29%	3%
Employment	0	0	0	0	9	0	1	3	13	0%	0%	69%	0%	8%	23%
Lieu of P. Writ	0	0	0	2	2	0	9	4	17	0%	12%	12%	0%	53%	24%
Medical Malprac	0	0	0	1	36	1	9	4	51	0%	2%	71%	2%	18%	8%
Name Change	0	0	0	0	0	0	2	119	121	0%	0%	0%	0%	2%	98%
Other Insurance	0	0	0	0	3	1	1	2	7	0%	0%	43%	14%	14%	29%
Other MCL	0	0	0	0	0	0	0	0	0	0%	0%	0%	0%	0%	0%
Other Track 1	0	0	0	0	65	3	18	28	114	0%	0%	57%	3%	16%	25%
Other Track 3	0	0	0	0	74	1	18	19	112	0%	0%	66%	1%	16%	17%
Other Track 4	0	0	0	0	3	3	1	0	7	0%	0%	43%	43%	14%	0%
Personal Injury	1	0	1	3	147	0	37	13	201	0%	1%	73%	0%	18%	6%
Prod Liability	0	0	0	0	3	0	1	1	5	0%	0%	60%	0%	20%	20%
Prof Malpractic	0	0	0	0	8	0	0	1	9	0%	0%	89%	0%	0%	11%
PIP Coverage	0	0	0	0	2	0	1	1	4	0%	0%	50%	0%	25%	25%
Real Property	0	0	0	0	3	1	2	0	6	0%	0%	50%	17%	33%	0%
Tort Other	0	0	0	1	32	2	34	14	83	0%	1%	39%	2%	41%	17%
Toxic Tort	0	0	0	0	0	0	0	0	0	0%	0%	0%	0%	0%	0%
UM/UIM Bod Inj	2	0	2	2	35	0	5	2	46	4%	4%	76%	0%	11%	4%
Total	12	1	13	41	1,123	236	491	264	2,168	1%	2%	52%	11%	23%	12%

Monthly Resolutions



**CIVIL BACKLOG BY CASETYPE
MARCH 2026
BURLINGTON**

	Total	Backlog	% chg
Mar 24		306	
Mar 25		333	9%
Mar 26		384	15%



1) Casetypes with the state's largest backlogs are highlighted.

**CIVIL CASELOAD SUMMARY BY CASETYPE
MARCH 2026
CAMDEN**

	Filings			Resolutions			Clearance		Backlog			Backlog Percent		Backlog Per 100 Monthly Filings		Active Pending		
	Jul 2024 to Mar 2025	Jul 2025 to Mar 2026	percent change	Jul 2024 to Mar 2025	Jul 2025 to Mar 2026	percent change	Mar 2026		Mar 2025	Mar 2026	percent change	Mar 2025	Mar 2026	Mar 2025	Mar 2026	Mar 2025	Mar 2026	percent change
							number	percent										
Act on Neg Inst	5	5	0%	8	4	-50%	-1	80%	0	0	0%	0%	0%	0	0	1	1	0%
Asbestos	0	0	0%	0	0	0%	0	100%	0	0	0%	0%	0%	0	0	0	0	0%
Assault & Bat	9	8	-11%	7	6	-14%	-2	75%	3	7	133%	17%	37%	360	933	18	19	6%
Auto - Pers Inj	923	965	5%	852	958	12%	-7	99%	122	121	-1%	10%	10%	121	113	1,170	1,239	6%
Auto - Property	40	40	0%	50	36	-28%	-4	90%	3	2	-33%	9%	5%	64	46	32	38	19%
Book Account	456	587	29%	449	470	5%	-117	80%	5	15	200%	2%	4%	10	24	262	408	56%
Civil Rights	26	26	0%	16	22	38%	-4	85%	3	5	67%	9%	14%	116	207	33	36	9%
Complex Comm	5	7	40%	6	1	-83%	-6	14%	6	7	17%	43%	35%	1,029	1,050	14	20	43%
Condemnation	10	28	180%	9	6	-33%	-22	21%	1	0	-100%	25%	0%	100	0	4	29	625%
Construction	13	14	8%	4	8	100%	-6	57%	0	1		0%	5%	0	67	16	22	38%
Contract/Comm	462	529	15%	441	464	5%	-65	88%	29	40	38%	7%	9%	54	69	414	460	11%
Employment	12	18	50%	8	10	25%	-8	56%	4	6	50%	25%	27%	400	327	16	22	38%
Lieu of P. Writ	6	23	283%	10	22	120%	-1	96%	1	0	-100%	7%	0%	92	0	14	16	14%
Medical Malprac	78	81	4%	74	80	8%	-1	99%	68	65	-4%	31%	29%	800	703	220	226	3%
Name Change	151	119	-21%	157	115	-27%	-4	97%	0	0	0%	0%	0%	0	0	35	32	-9%
Other Insurance	19	23	21%	17	20	18%	-3	87%	5	5	0%	20%	25%	222	214	25	20	-20%
Other MCL	1	2	100%	0	2		0	100%	0	0	0%	0%	0%	0	0	0	0	0%
Other Track 1	160	189	18%	159	164	3%	-25	87%	12	8	-33%	11%	5%	66	36	111	149	34%
Other Track 3	150	148	-1%	143	130	-9%	-18	88%	22	20	-9%	11%	9%	129	117	207	230	11%
Other Track 4	30	10	-67%	8	15	88%	5	150%	9	3	-67%	24%	9%	327	277	37	33	-11%
Personal Injury	454	518	14%	473	443	-6%	-75	86%	99	115	16%	14%	15%	199	200	683	786	15%
Prod Liability	17	8	-53%	15	9	-40%	1	113%	6	9	50%	22%	35%	379	982	27	26	-4%
Prof Malpractic	19	32	68%	27	42	56%	10	131%	8	9	13%	14%	16%	400	257	58	57	-2%
PIP Coverage	4	8	100%	11	5	-55%	-3	63%	0	0	0%	0%	0%	0	0	2	5	150%
Real Property	18	21	17%	18	17	-6%	-4	81%	4	2	-50%	31%	12%	192	104	13	17	31%
Tort Other	61	83	36%	48	84	75%	1	101%	8	7	-13%	11%	7%	110	63	76	99	30%
Toxic Tort	1	4	300%	2	3	50%	-1	75%	1	2	100%	33%	50%	1,200	600	3	4	33%
UM/UIM Bod Inj	56	95	70%	72	71	-1%	-24	75%	6	3	-50%	9%	3%	91	30	68	95	40%
Total	3,186	3,591	13%	3,084	3,207	4%	-384	89%	425	452	6%	12%	11%	120	113	3,559	4,089	15%

CIVIL BACKLOG SUMMARY BY CASETYPE

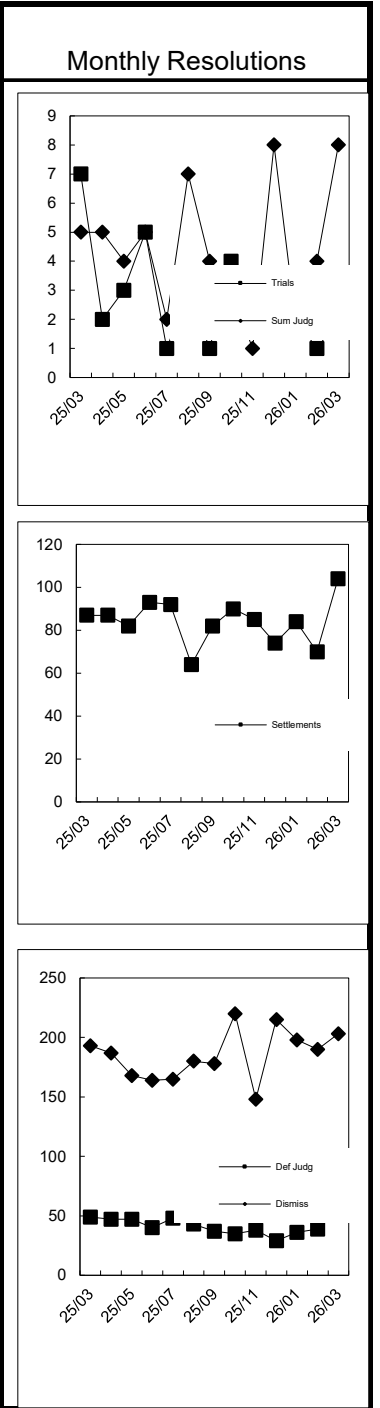
March 2026

CAMDEN

	Cases in Backlog															
	Track 1					Track 2				Track 3			Track 4			Total Backlog
	12 to 18 months	18 to 24 months	24 to 36 months	over 36 months	Total Track 1	18 to 24 months	24 to 36 months	over 36 months	Total Track 2	24 to 36 months	over 36 months	Total Track 3	24 to 36 months	over 36 months	Total Track 4	
Act on Neg Inst	0	0	0	0	0	0	0	0	0	0	0	0	0	0	0	0
Asbestos	0	0	0	0	0	0	0	0	0	0	0	0	0	0	0	0
Assault & Bat	0	0	0	0	0	1	0	0	1	5	1	6	0	0	0	0
Auto - Pers Inj	0	0	0	0	0	81	37	3	121	0	0	0	0	0	0	121
Auto - Property	0	0	0	0	0	2	0	0	2	0	0	0	0	0	0	2
Book Account	10	3	0	1	14	1	0	0	1	0	0	0	0	0	0	15
Civil Rights	0	0	0	0	0	0	0	0	0	3	2	5	0	0	0	5
Complex Commerc	0	0	0	0	0	0	0	0	0	0	0	0	2	5	7	7
Condemnation	0	0	0	0	0	0	0	0	0	0	0	0	0	0	0	0
Construction	0	0	0	0	0	1	0	0	1	0	0	0	0	0	0	1
Contract/Commer	0	0	0	0	0	19	14	6	39	1	0	1	0	0	0	40
Employment	0	0	0	0	0	1	4	1	6	0	0	0	0	0	0	6
Lieu of P. Writ	0	0	0	0	0	0	0	0	0	0	0	0	0	0	0	0
Medical Malprac	0	0	0	0	0	0	0	0	0	43	22	65	0	0	0	65
Name Change	0	0	0	0	0	0	0	0	0	0	0	0	0	0	0	0
Other Insurance	3	1	0	0	4	0	0	0	0	0	0	0	1	0	1	5
Other MCL	0	0	0	0	0	0	0	0	0	0	0	0	0	0	0	0
Other Track 1	2	2	3	1	8	0	0	0	0	0	0	0	0	0	0	8
Other Track 3	0	0	0	0	0	0	0	0	0	15	5	20	0	0	0	20
Other Track 4	0	0	0	0	0	0	0	0	0	0	0	0	0	3	3	3
Personal Injury	0	0	0	0	0	66	40	8	114	1	0	1	0	0	0	115
Prod Liability	0	0	0	0	0	0	0	0	0	4	5	9	0	0	0	9
Prof Malpractic	0	0	0	0	0	0	0	0	0	9	0	9	0	0	0	9
PIP Coverage	0	0	0	0	0	0	0	0	0	0	0	0	0	0	0	0
Real Property	1	1	0	0	2	0	0	0	0	0	0	0	0	0	0	2
Tort Other	0	0	0	0	0	3	0	4	7	0	0	0	0	0	0	7
Toxic Tort	0	0	0	0	0	0	0	0	0	1	1	2	0	0	0	2
UM/UIM Bod Inj	0	0	0	0	0	3	0	0	3	0	0	0	0	0	0	3
Total	16	7	3	2	28	178	95	22	295	82	36	118	3	8	11	452

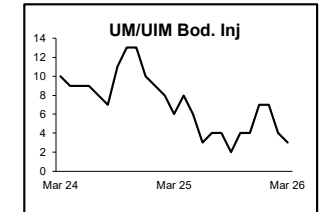
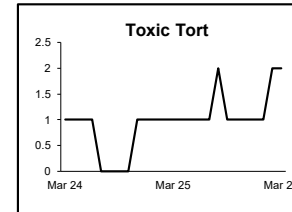
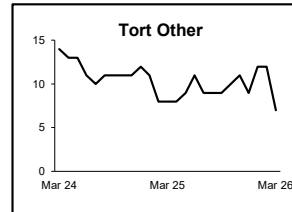
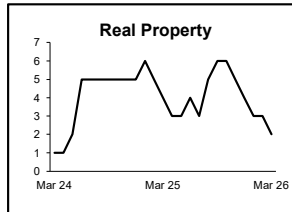
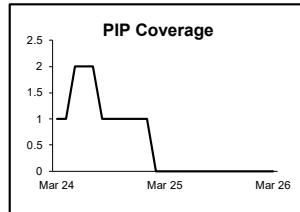
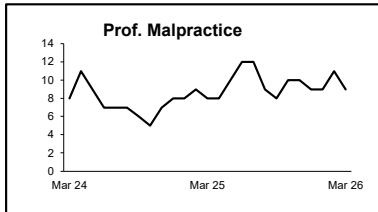
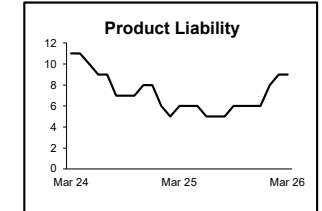
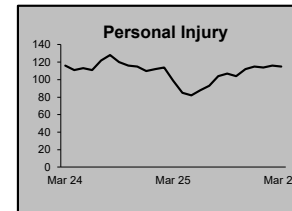
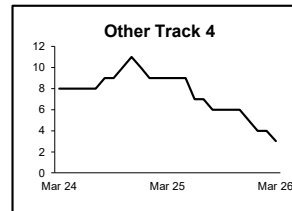
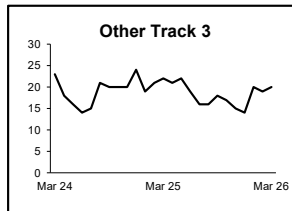
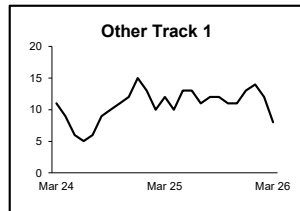
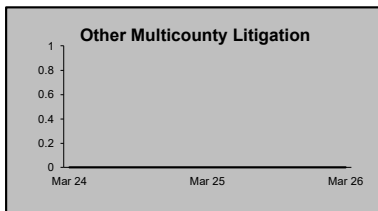
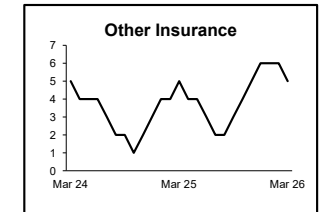
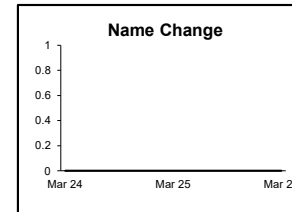
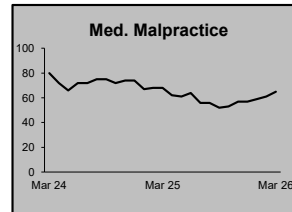
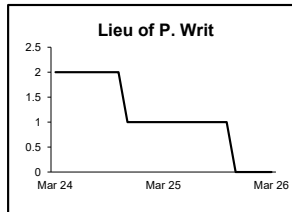
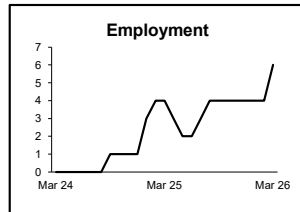
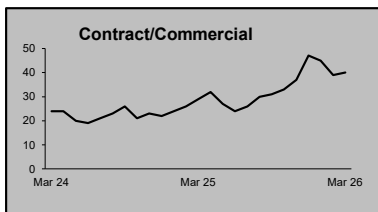
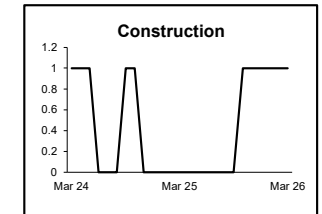
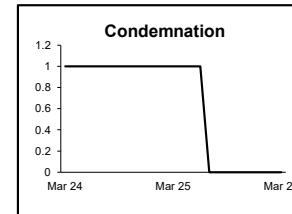
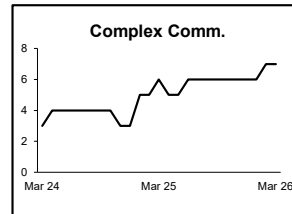
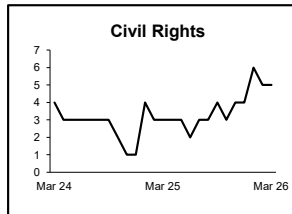
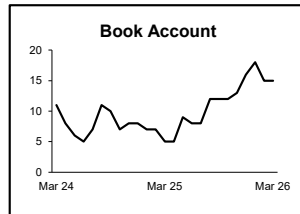
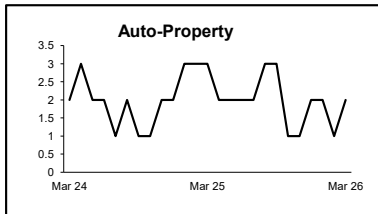
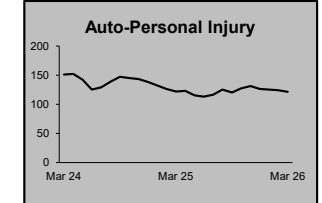
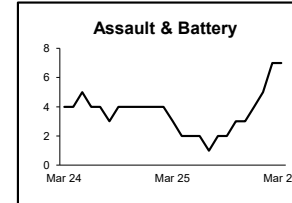
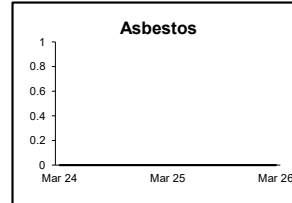

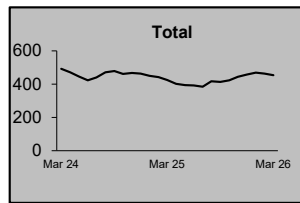
**CIVIL RESOLUTION SUMMARY BY CASETYPE
MARCH 2026
CAMDEN**

	Trial			Summary					Total	Percent resolved by					
	Jury	Nonjury	Total	Judgment	Settlement	Default Judgment	Dismiss	Other		Trial	Sum Jud	Settle	Default J	Dismiss	Other
Act on Neg Inst	0	0	0	1	0	1	2	0	4	0%	25%	0%	25%	50%	0%
Asbestos	0	0	0	0	0	0	0	0	0	0%	0%	0%	0%	0%	0%
Assault & Bat	0	0	0	0	1	0	5	0	6	0%	0%	17%	0%	83%	0%
Auto - Pers Inj	4	0	4	3	258	3	656	34	958	0%	0%	27%	0%	68%	4%
Auto - Property	0	0	0	0	4	14	17	1	36	0%	0%	11%	39%	47%	3%
Book Account	0	1	1	18	66	205	172	8	470	0%	4%	14%	44%	37%	2%
Civil Rights	0	0	0	0	3	0	9	10	22	0%	0%	14%	0%	41%	45%
Complex Commerc	0	0	0	0	0	0	1	0	1	0%	0%	0%	0%	100%	0%
Condemnation	0	0	0	0	4	0	1	1	6	0%	0%	67%	0%	17%	17%
Construction	0	0	0	0	2	1	5	0	8	0%	0%	25%	13%	63%	0%
Contract/Commer	1	3	4	9	86	115	231	19	464	1%	2%	19%	25%	50%	4%
Employment	0	0	0	0	3	0	5	2	10	0%	0%	30%	0%	50%	20%
Lieu of P. Writ	0	5	5	0	1	0	12	4	22	23%	0%	5%	0%	55%	18%
Medical Malprac	1	0	1	1	38	0	33	7	80	1%	1%	48%	0%	41%	9%
Name Change	0	0	0	0	0	0	8	107	115	0%	0%	0%	0%	7%	93%
Other Insurance	0	0	0	1	3	1	13	2	20	0%	5%	15%	5%	65%	10%
Other MCL	0	0	0	0	0	0	0	2	2	0%	0%	0%	0%	0%	100%
Other Track 1	0	0	0	3	33	9	79	40	164	0%	2%	20%	5%	48%	24%
Other Track 3	1	0	1	0	30	0	75	24	130	1%	0%	23%	0%	58%	18%
Other Track 4	0	0	0	0	1	3	10	1	15	0%	0%	7%	20%	67%	7%
Personal Injury	1	0	1	1	156	5	239	41	443	0%	0%	35%	1%	54%	9%
Prod Liability	0	0	0	0	1	0	4	4	9	0%	0%	11%	0%	44%	44%
Prof Malpractic	0	0	0	0	18	0	22	2	42	0%	0%	43%	0%	52%	5%
PIP Coverage	0	0	0	0	0	0	5	0	5	0%	0%	0%	0%	100%	0%
Real Property	0	0	0	0	4	1	10	2	17	0%	0%	24%	6%	59%	12%
Tort Other	1	0	1	2	16	6	33	26	84	1%	2%	19%	7%	39%	31%
Toxic Tort	0	0	0	0	0	0	1	2	3	0%	0%	0%	0%	33%	67%
UM/UIM Bod Inj	1	0	1	0	17	1	49	3	71	1%	0%	24%	1%	69%	4%
Total	10	9	19	39	745	365	1,697	342	3,207	1%	1%	23%	11%	53%	11%



CIVIL BACKLOG BY CASETYPE MARCH 2026 CAMDEN

	Total Backlog	% chg
Mar 24	492	
Mar 25	425	-14%
Mar 26	452	6%



1) Casetypes with the state's largest backlogs are highlighted.

CIVIL CASELOAD SUMMARY BY CASETYPE
MARCH 2026
CAPE MAY

	Filings			Resolutions			Clearance		Backlog			Backlog Percent		Backlog Per 100 Monthly Filings		Active Pending		
	Jul 2024 to Mar 2025	Jul 2025 to Mar 2026	percent change	Jul 2024 to Mar 2025	Jul 2025 to Mar 2026	percent change	Mar 2026		Mar 2025	Mar 2026	percent change	Mar 2025	Mar 2026	Mar 2025	Mar 2026	Mar 2025	Mar 2026	percent change
							number	percent										
Act on Neg Inst	2	0	-100%	0	2		2	100%	0	0	0%	0%	0%	0	0	2	0	-100%
Asbestos	0	0	0%	0	0	0%	0	100%	0	0	0%	0%	0%	0	0	0	0	0%
Assault & Bat	1	1	0%	5	2	-60%	1	200%	9	7	-22%	69%	78%	10,800	8,400	13	9	-31%
Auto - Pers Inj	42	55	31%	55	48	-13%	-7	87%	13	8	-38%	19%	12%	229	150	68	65	-4%
Auto - Property	8	3	-63%	9	4	-56%	1	133%	0	0	0%	0%	0%	0	0	3	4	33%
Book Account	65	48	-26%	56	47	-16%	-1	98%	2	2	0%	7%	6%	31	38	30	33	10%
Civil Rights	2	7	250%	6	5	-17%	-2	71%	9	2	-78%	75%	20%	5,400	300	12	10	-17%
Complex Comm	1	0	-100%	2	2	0%	2	100%	1	1	0%	50%	100%	600	1,200	2	1	-50%
Condemnation	0	2		1	1	0%	-1	50%	0	0	0%	0%	0%	0	0	0	1	
Construction	8	7	-13%	12	8	-33%	1	114%	1	3	200%	8%	30%	120	400	12	10	-17%
Contract/Comm	63	67	6%	67	70	4%	3	104%	11	12	9%	14%	16%	155	145	76	75	-1%
Employment	0	3		3	0	-100%	-3	0%	0	1		0%	25%	0	200	1	4	300%
Lieu of P. Writ	7	19	171%	5	12	140%	-7	63%	0	0	0%	0%	0%	0	0	10	21	110%
Medical Malprac	1	7	600%	10	4	-60%	-3	57%	2	2	0%	33%	17%	480	240	6	12	100%
Name Change	25	26	4%	23	19	-17%	-7	73%	0	0	0%	0%	0%	0	0	6	10	67%
Other Insurance	4	4	0%	2	4	100%	0	100%	0	0	0%	0%	0%	0	0	3	2	-33%
Other MCL	0	0	0%	0	0	0%	0	100%	0	0	0%	0%	0%	0	0	0	0	0%
Other Track 1	28	37	32%	28	42	50%	5	114%	1	2	100%	4%	9%	27	47	24	23	-4%
Other Track 3	18	16	-11%	14	18	29%	2	113%	7	8	14%	18%	25%	336	533	39	32	-18%
Other Track 4	15	0	-100%	2	0	-100%	0	100%	2	4	100%	11%	19%	160	4,800	19	21	11%
Personal Injury	52	91	75%	92	58	-37%	-33	64%	26	25	-4%	25%	19%	385	265	102	135	32%
Prod Liability	0	3		1	1	0%	-2	33%	0	1		0%	25%	0	240	0	4	
Prof Malpractic	5	2	-60%	2	5	150%	3	250%	4	2	-50%	24%	20%	686	1,200	17	10	-41%
PIP Coverage	0	0	0%	0	0	0%	0	100%	0	0	0%	0%	0%	0	0	0	0	0%
Real Property	7	7	0%	6	8	33%	1	114%	1	3	200%	14%	38%	109	400	7	8	14%
Tort Other	15	17	13%	20	12	-40%	-5	71%	6	5	-17%	26%	14%	327	222	23	35	52%
Toxic Tort	0	0	0%	0	0	0%	0	100%	0	0	0%	0%	0%	0	0	0	0	0%
UM/UIM Bod Inj	1	6	500%	2	7	250%	1	117%	0	0	0%	0%	0%	0	0	2	2	0%
Total	370	428	16%	423	379	-10%	-49	89%	95	88	-7%	20%	17%	221	188	477	527	10%

CIVIL BACKLOG SUMMARY BY CASETYPE

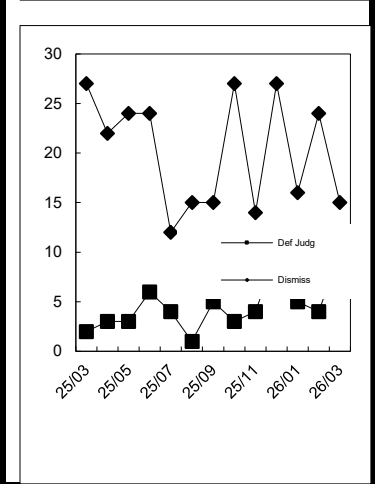
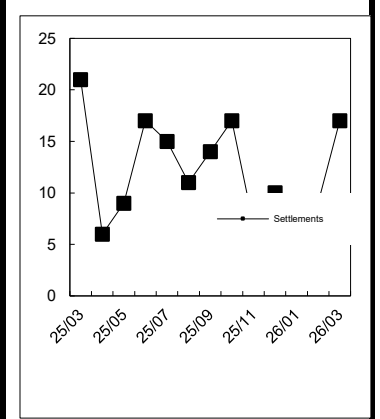
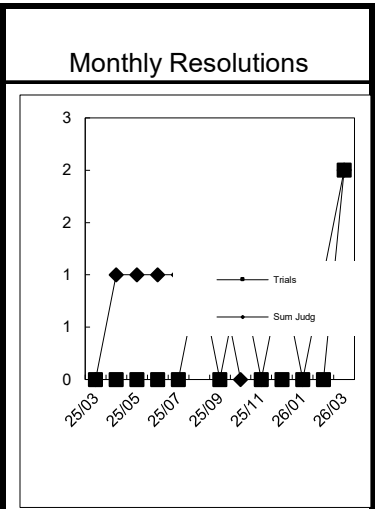
March 2026

CAPE MAY

	Cases in Backlog															
	Track 1					Track 2				Track 3			Track 4			Total Backlog
	12 to 18 months	18 to 24 months	24 to 36 months	over 36 months	Total Track 1	18 to 24 months	24 to 36 months	over 36 months	Total Track 2	24 to 36 months	over 36 months	Total Track 3	24 to 36 months	over 36 months	Total Track 4	
Act on Neg Inst	0	0	0	0	0	0	0	0	0	0	0	0	0	0	0	0
Asbestos	0	0	0	0	0	0	0	0	0	0	0	0	0	0	0	0
Assault & Bat	0	0	0	0	0	0	0	0	0	1	6	7	0	0	0	7
Auto - Pers Inj	0	0	0	0	0	6	2	0	8	0	0	0	0	0	0	8
Auto - Property	0	0	0	0	0	0	0	0	0	0	0	0	0	0	0	0
Book Account	1	1	0	0	2	0	0	0	0	0	0	0	0	0	0	2
Civil Rights	0	0	0	0	0	0	0	0	0	0	2	2	0	0	0	2
Complex Commerc	0	0	0	0	0	0	0	0	0	0	0	0	0	1	1	1
Condemnation	0	0	0	0	0	0	0	0	0	0	0	0	0	0	0	0
Construction	0	0	0	0	0	1	2	0	3	0	0	0	0	0	0	3
Contract/Commer	0	0	0	0	0	6	3	3	12	0	0	0	0	0	0	12
Employment	0	0	0	0	0	1	0	0	1	0	0	0	0	0	0	1
Lieu of P. Writ	0	0	0	0	0	0	0	0	0	0	0	0	0	0	0	0
Medical Malprac	0	0	0	0	0	0	0	0	0	1	1	2	0	0	0	2
Name Change	0	0	0	0	0	0	0	0	0	0	0	0	0	0	0	0
Other Insurance	0	0	0	0	0	0	0	0	0	0	0	0	0	0	0	0
Other MCL	0	0	0	0	0	0	0	0	0	0	0	0	0	0	0	0
Other Track 1	2	0	0	0	2	0	0	0	0	0	0	0	0	0	0	2
Other Track 3	0	0	0	0	0	0	0	0	0	4	4	8	0	0	0	8
Other Track 4	0	0	0	0	0	0	0	0	0	0	0	0	2	2	4	4
Personal Injury	0	0	0	0	0	12	11	2	25	0	0	0	0	0	0	25
Prod Liability	0	0	0	0	0	0	0	0	0	0	1	1	0	0	0	1
Prof Malpractic	0	0	0	0	0	0	0	0	0	2	0	2	0	0	0	2
PIP Coverage	0	0	0	0	0	0	0	0	0	0	0	0	0	0	0	0
Real Property	1	1	1	0	3	0	0	0	0	0	0	0	0	0	0	3
Tort Other	0	0	0	0	0	3	0	2	5	0	0	0	0	0	0	5
Toxic Tort	0	0	0	0	0	0	0	0	0	0	0	0	0	0	0	0
UM/UIM Bod Inj	0	0	0	0	0	0	0	0	0	0	0	0	0	0	0	0
Total	4	2	1	0	7	29	18	7	54	8	14	22	2	3	5	88

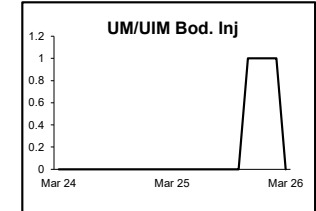
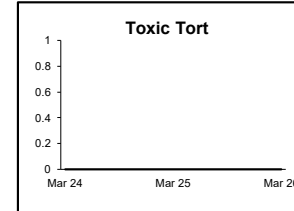
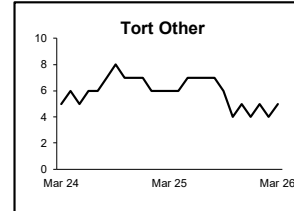
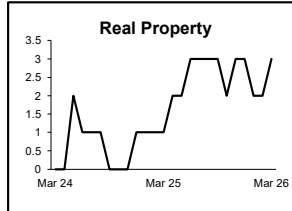
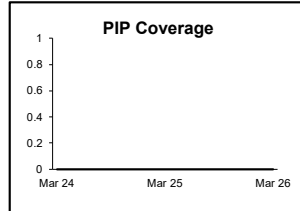
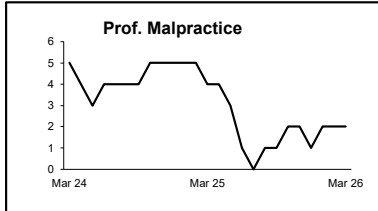
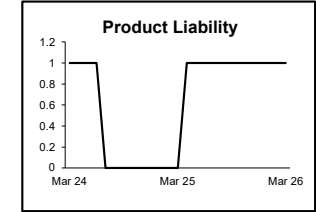
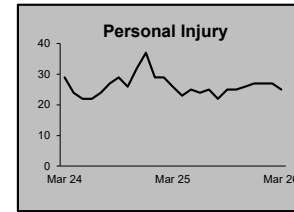
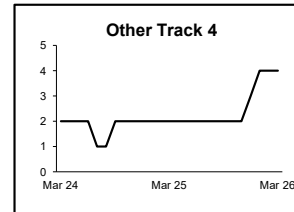
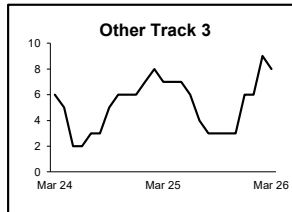
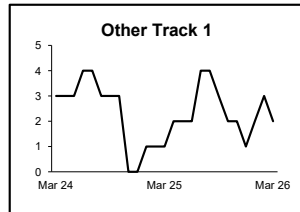
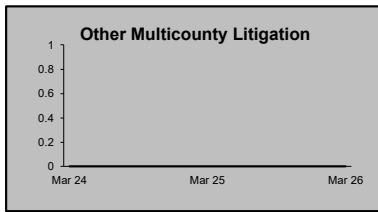
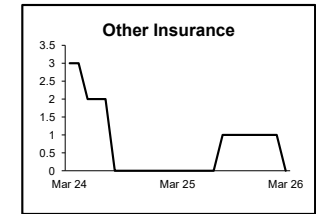
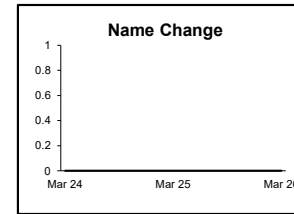
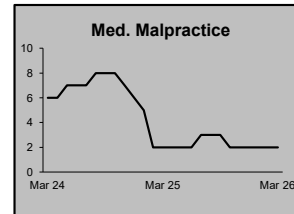
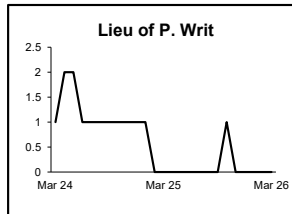
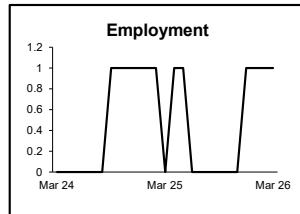
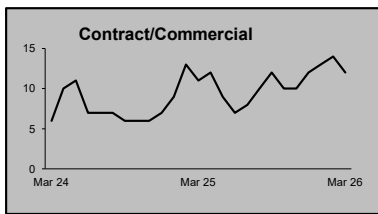
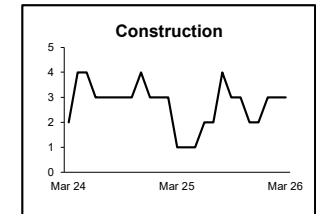
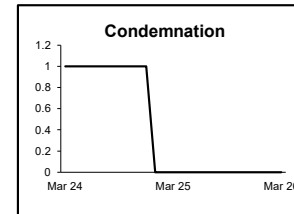
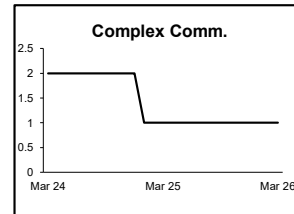
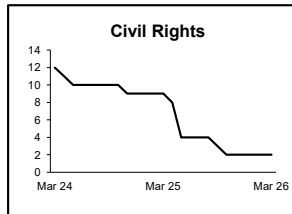
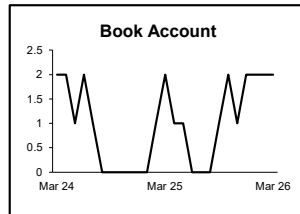

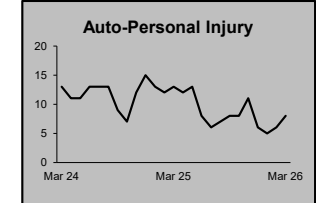
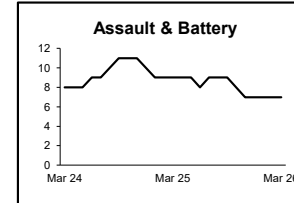
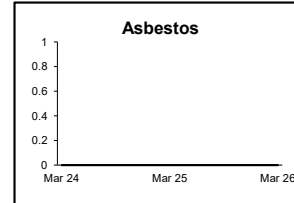

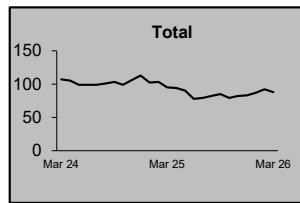
CIVIL RESOLUTION SUMMARY BY CASETYPE
MARCH 2026
CAPE MAY

	Trial			Summary	Default				Total	Percent resolved by					
	Jury	Nonjury	Total		Judgment	Settlement	Judgment	Dismiss		Other	Trial	Sum Jud	Settle	Default J	Dismiss
Act on Neg Inst	0	0	0	0	0	0	1	1	2	0%	0%	0%	0%	50%	50%
Asbestos	0	0	0	0	0	0	0	0	0	0%	0%	0%	0%	0%	0%
Assault & Bat	0	0	0	0	2	0	0	0	2	0%	0%	100%	0%	0%	0%
Auto - Pers Inj	1	0	1	0	15	0	29	3	48	2%	0%	31%	0%	60%	6%
Auto - Property	0	0	0	0	0	3	0	1	4	0%	0%	0%	75%	0%	25%
Book Account	0	0	0	4	8	17	18	0	47	0%	9%	17%	36%	38%	0%
Civil Rights	0	0	0	0	2	0	3	0	5	0%	0%	40%	0%	60%	0%
Complex Commerc	0	0	0	0	1	0	1	0	2	0%	0%	50%	0%	50%	0%
Condemnation	0	0	0	0	0	0	0	1	1	0%	0%	0%	0%	0%	100%
Construction	0	0	0	0	3	2	3	0	8	0%	0%	38%	25%	38%	0%
Contract/Commer	0	1	1	3	21	20	24	1	70	1%	4%	30%	29%	34%	1%
Employment	0	0	0	0	0	0	0	0	0	0%	0%	0%	0%	0%	0%
Lieu of P. Writ	0	0	0	0	2	0	5	5	12	0%	0%	17%	0%	42%	42%
Medical Malprac	0	0	0	0	2	0	2	0	4	0%	0%	50%	0%	50%	0%
Name Change	0	0	0	0	0	0	0	19	19	0%	0%	0%	0%	0%	100%
Other Insurance	0	0	0	0	1	0	2	1	4	0%	0%	25%	0%	50%	25%
Other MCL	0	0	0	0	0	0	0	0	0	0%	0%	0%	0%	0%	0%
Other Track 1	1	0	1	0	12	2	19	8	42	2%	0%	29%	5%	45%	19%
Other Track 3	0	0	0	0	6	1	11	0	18	0%	0%	33%	6%	61%	0%
Other Track 4	0	0	0	0	0	0	0	0	0	0%	0%	0%	0%	0%	0%
Personal Injury	0	0	0	0	22	1	32	3	58	0%	0%	38%	2%	55%	5%
Prod Liability	0	0	0	0	0	0	1	0	1	0%	0%	0%	0%	100%	0%
Prof Malpractic	0	0	0	0	3	0	2	0	5	0%	0%	60%	0%	40%	0%
PIP Coverage	0	0	0	0	0	0	0	0	0	0%	0%	0%	0%	0%	0%
Real Property	0	0	0	0	0	0	5	3	8	0%	0%	0%	0%	63%	38%
Tort Other	1	0	1	0	6	0	5	0	12	8%	0%	50%	0%	42%	0%
Toxic Tort	0	0	0	0	0	0	0	0	0	0%	0%	0%	0%	0%	0%
UM/UIB Bod Inj	0	0	0	0	1	0	2	4	7	0%	0%	14%	0%	29%	57%
Total	3	1	4	7	107	46	165	50	379	1%	2%	28%	12%	44%	13%



**CIVIL BACKLOG BY CASETYPE
MARCH 2026
CAPE MAY**

	Total	Backlog	% chg
Mar 24		107	
Mar 25		95	-11%
Mar 26		88	-7%



1) Casetypes with the state's largest backlogs are highlighted.

**CIVIL CASELOAD SUMMARY BY CASETYPE
MARCH 2026
CUMBERLAND**

	Filings			Resolutions			Clearance		Backlog			Backlog Percent		Backlog Per 100 Monthly Filings		Active Pending		
	Jul 2024 to Mar 2025	Jul 2025 to Mar 2026	percent change	Jul 2024 to Mar 2025	Jul 2025 to Mar 2026	percent change	Mar 2026		Mar 2025	Mar 2026	percent change	Mar 2025	Mar 2026	Mar 2025	Mar 2026	Mar 2025	Mar 2026	percent change
							number	percent										
Act on Neg Inst	0	3		1	2	100%	-1	67%	0	0	0%	0%	0%	0	0	0	1	
Asbestos	0	0	0%	0	0	0%	0	100%	0	0	0%	0%	0%	0	0	0	0	0%
Assault & Bat	2	1	-50%	4	0	-100%	-1	0%	0	1		0%	33%	0	1,200	2	3	50%
Auto - Pers Inj	151	182	21%	143	153	7%	-29	84%	45	47	4%	19%	17%	263	227	231	269	16%
Auto - Property	12	6	-50%	15	14	-7%	8	233%	1	1	0%	7%	20%	67	100	15	5	-67%
Book Account	81	90	11%	85	80	-6%	-10	89%	2	2	0%	4%	3%	24	19	45	64	42%
Civil Rights	8	13	63%	7	13	86%	0	100%	7	5	-29%	37%	23%	700	429	19	22	16%
Complex Comm	1	1	0%	5	1	-80%	0	100%	0	1		0%	50%	0	1,200	2	2	0%
Condemnation	1	2	100%	0	3		1	150%	0	0	0%	0%	0%	0	0	1	1	0%
Construction	1	0	-100%	7	0	-100%	0	100%	2	1	-50%	100%	50%	1,200	1,200	2	2	0%
Contract/Comm	88	109	24%	83	91	10%	-18	83%	9	9	0%	9%	9%	96	78	95	105	11%
Employment	2	4	100%	6	3	-50%	-1	75%	2	3	50%	29%	33%	600	600	7	9	29%
Lieu of P. Writ	1	2	100%	4	2	-50%	0	100%	0	2		0%	29%	0	400	3	7	133%
Medical Malprac	16	6	-63%	13	14	8%	8	233%	11	8	-27%	37%	35%	776	960	30	23	-23%
Name Change	33	48	45%	36	37	3%	-11	77%	0	0	0%	0%	0%	0	0	9	15	67%
Other Insurance	4	1	-75%	8	3	-63%	2	300%	0	0	0%	0%	0%	0	0	2	2	0%
Other MCL	1	0	-100%	0	0	0%	0	100%	0	0	0%	0%	0%	0	0	1	0	-100%
Other Track 1	59	49	-17%	50	46	-8%	-3	94%	6	6	0%	16%	16%	96	111	38	37	-3%
Other Track 3	36	42	17%	38	36	-5%	-6	86%	9	12	33%	15%	18%	216	277	59	68	15%
Other Track 4	11	4	-64%	3	4	33%	0	100%	3	3	0%	23%	25%	327	720	13	12	-8%
Personal Injury	90	115	28%	95	86	-9%	-29	75%	21	32	52%	16%	20%	221	254	129	164	27%
Prod Liability	1	1	0%	2	1	-50%	0	100%	1	2	100%	20%	50%	600	2,400	5	4	-20%
Prof Malpractic	2	5	150%	2	3	50%	-2	60%	1	1	0%	11%	11%	240	240	9	9	0%
PIP Coverage	0	0	0%	1	0	-100%	0	100%	0	0	0%	0%	0%	0	0	0	0	0%
Real Property	4	6	50%	3	6	100%	0	100%	1	1	0%	25%	25%	240	200	4	4	0%
Tort Other	17	19	12%	20	17	-15%	-2	89%	4	8	100%	15%	28%	200	369	27	29	7%
Toxic Tort	0	0	0%	0	0	0%	0	100%	0	0	0%	0%	0%	0	0	1	0	-100%
UM/UIM Bod Inj	18	14	-22%	19	19	0%	5	136%	4	1	-75%	18%	6%	192	67	22	16	-27%
Total	640	723	13%	650	634	-2%	-89	88%	129	146	13%	17%	17%	184	183	771	873	13%

CIVIL BACKLOG SUMMARY BY CASETYPE

March 2026

CUMBERLAND

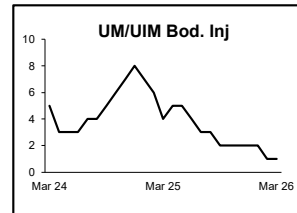
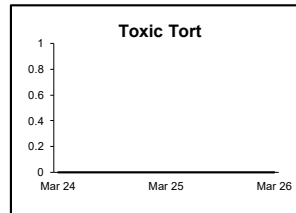
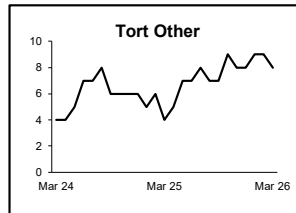
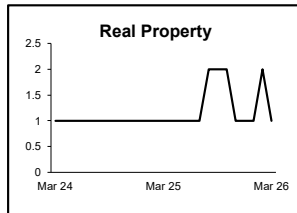
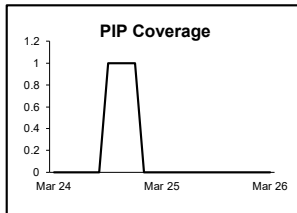
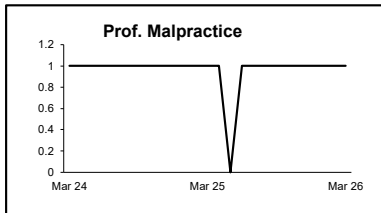
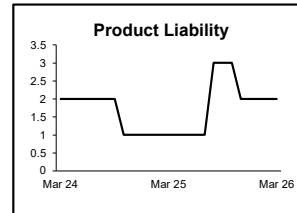
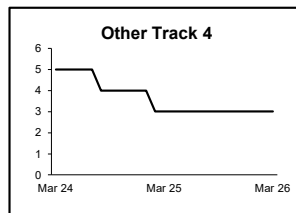
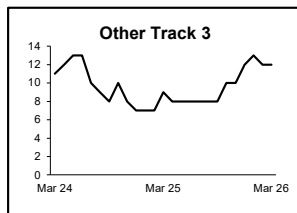
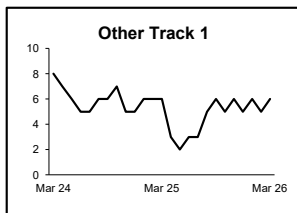
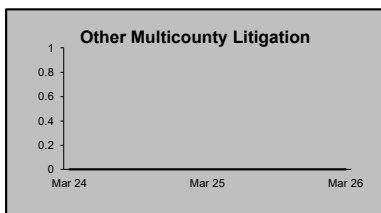
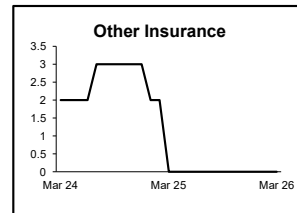
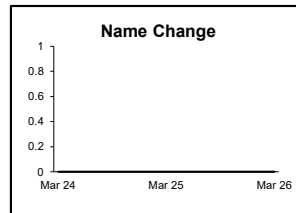
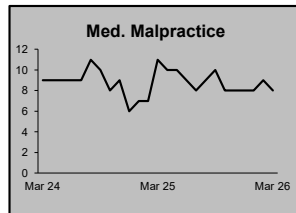
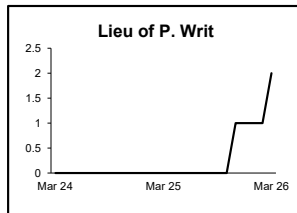
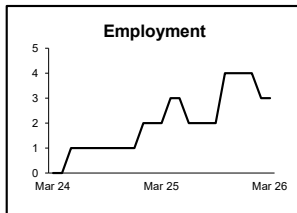
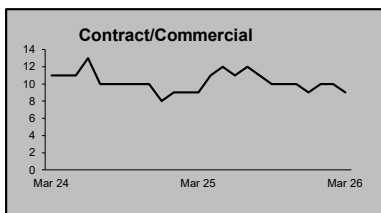
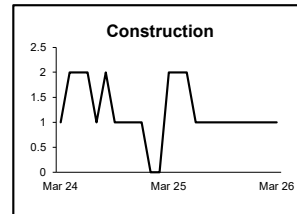
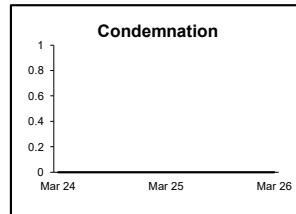
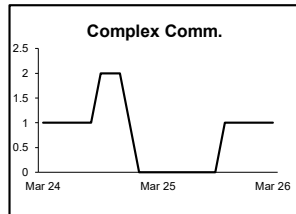
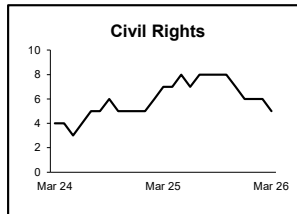
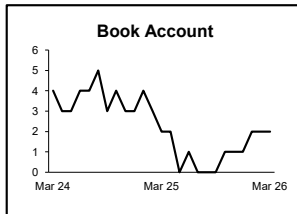
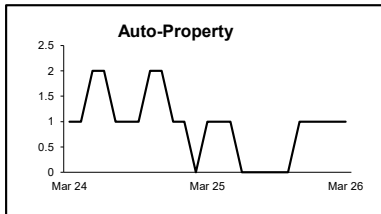
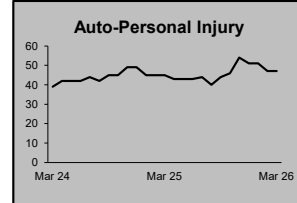
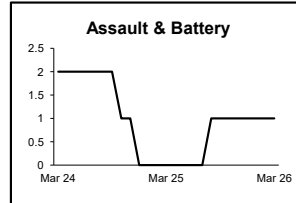
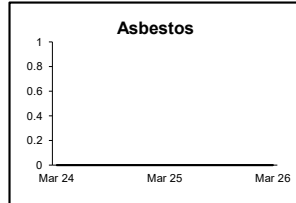
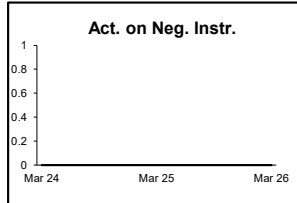
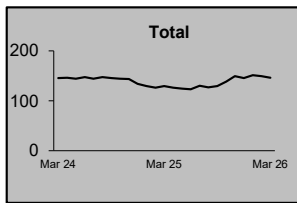
	Cases in Backlog															
	Track 1					Track 2				Track 3			Track 4			Total Backlog
	12 to 18 months	18 to 24 months	24 to 36 months	over 36 months	Total Track 1	18 to 24 months	24 to 36 months	over 36 months	Total Track 2	24 to 36 months	over 36 months	Total Track 3	24 to 36 months	over 36 months	Total Track 4	
Act on Neg Inst	0	0	0	0	0	0	0	0	0	0	0	0	0	0	0	0
Asbestos	0	0	0	0	0	0	0	0	0	0	0	0	0	0	0	0
Assault & Bat	0	0	0	0	0	0	0	0	0	1	0	1	0	0	0	0
Auto - Pers Inj	0	0	0	0	0	23	18	6	47	0	0	0	0	0	0	0
Auto - Property	0	0	0	0	0	1	0	0	1	0	0	0	0	0	0	0
Book Account	2	0	0	0	2	0	0	0	0	0	0	0	0	0	0	0
Civil Rights	0	0	0	0	0	0	0	0	0	3	2	5	0	0	0	0
Complex Commerc	0	0	0	0	0	0	0	0	0	0	0	0	1	0	1	1
Condemnation	0	0	0	0	0	0	0	0	0	0	0	0	0	0	0	0
Construction	0	0	0	0	0	0	1	0	1	0	0	0	0	0	0	0
Contract/Commer	0	0	0	0	0	4	3	2	9	0	0	0	0	0	0	0
Employment	0	0	0	0	0	1	2	0	3	0	0	0	0	0	0	0
Lieu of P. Writ	0	0	0	0	0	0	0	0	0	0	0	0	2	0	2	2
Medical Malprac	0	0	0	0	0	0	0	0	0	2	6	8	0	0	0	0
Name Change	0	0	0	0	0	0	0	0	0	0	0	0	0	0	0	0
Other Insurance	0	0	0	0	0	0	0	0	0	0	0	0	0	0	0	0
Other MCL	0	0	0	0	0	0	0	0	0	0	0	0	0	0	0	0
Other Track 1	2	3	0	0	5	0	0	0	0	0	1	1	0	0	0	0
Other Track 3	0	0	0	0	0	0	0	0	0	6	6	12	0	0	0	0
Other Track 4	0	0	0	0	0	0	0	0	0	0	0	0	0	3	3	3
Personal Injury	0	0	0	0	0	19	12	1	32	0	0	0	0	0	0	0
Prod Liability	0	0	0	0	0	0	0	0	0	1	1	2	0	0	0	0
Prof Malpractic	0	0	0	0	0	0	0	0	0	1	0	1	0	0	0	0
PIP Coverage	0	0	0	0	0	0	0	0	0	0	0	0	0	0	0	0
Real Property	1	0	0	0	1	0	0	0	0	0	0	0	0	0	0	0
Tort Other	0	0	0	0	0	2	4	1	7	0	1	1	0	0	0	0
Toxic Tort	0	0	0	0	0	0	0	0	0	0	0	0	0	0	0	0
UM/UIM Bod Inj	0	0	0	0	0	0	1	0	1	0	0	0	0	0	0	0
Total	5	3	0	0	8	50	41	10	101	14	17	31	3	3	6	146

**CIVIL RESOLUTION SUMMARY BY CASETYPE
MARCH 2026
CUMBERLAND**

	Trial			Summary					Total	Percent resolved by						Monthly Resolutions
	Jury	Nonjury	Total	Judgment	Settlement	Default Judgment	Dismiss	Other		Trial	Sum Jud	Settle	Default J	Dismiss	Other	
Act on Neg Inst	0	0	0	0	0	2	0	0	2	0%	0%	0%	100%	0%	0%	
Asbestos	0	0	0	0	0	0	0	0	0	0%	0%	0%	0%	0%		
Assault & Bat	0	0	0	0	0	0	0	0	0	0%	0%	0%	0%	0%		
Auto - Pers Inj	0	0	0	2	29	2	114	6	153	0%	1%	19%	1%	75%	4%	
Auto - Property	0	0	0	1	0	7	5	1	14	0%	7%	0%	50%	36%	7%	
Book Account	0	0	0	3	6	26	43	2	80	0%	4%	8%	33%	54%	3%	
Civil Rights	0	0	0	0	1	0	9	3	13	0%	0%	8%	0%	69%	23%	
Complex Commerc	0	0	0	0	0	0	0	1	1	0%	0%	0%	0%	0%	100%	
Condemnation	0	0	0	0	1	0	2	0	3	0%	0%	33%	0%	67%	0%	
Construction	0	0	0	0	0	0	0	0	0	0%	0%	0%	0%	0%	0%	
Contract/Commer	0	2	2	3	13	17	49	7	91	2%	3%	14%	19%	54%	8%	
Employment	0	0	0	0	1	0	2	0	3	0%	0%	33%	0%	67%	0%	
Lieu of P. Writ	0	0	0	0	0	0	1	1	2	0%	0%	0%	0%	50%	50%	
Medical Malprac	2	0	2	0	2	0	9	1	14	14%	0%	14%	0%	64%	7%	
Name Change	0	0	0	0	0	0	2	35	37	0%	0%	0%	0%	5%	95%	
Other Insurance	0	0	0	2	0	1	0	0	3	0%	67%	0%	33%	0%	0%	
Other MCL	0	0	0	0	0	0	0	0	0	0%	0%	0%	0%	0%	0%	
Other Track 1	0	0	0	1	8	2	23	12	46	0%	2%	17%	4%	50%	26%	
Other Track 3	0	1	1	0	5	0	24	6	36	3%	0%	14%	0%	67%	17%	
Other Track 4	0	0	0	1	0	0	3	0	4	0%	25%	0%	0%	75%	0%	
Personal Injury	0	0	0	3	16	1	53	13	86	0%	3%	19%	1%	62%	15%	
Prod Liability	0	0	0	0	1	0	0	0	1	0%	0%	100%	0%	0%	0%	
Prof Malpractic	0	0	0	0	1	0	2	0	3	0%	0%	33%	0%	67%	0%	
PIP Coverage	0	0	0	0	0	0	0	0	0	0%	0%	0%	0%	0%	0%	
Real Property	0	0	0	3	0	0	1	2	6	0%	50%	0%	0%	17%	33%	
Tort Other	0	0	0	1	3	4	6	3	17	0%	6%	18%	24%	35%	18%	
Toxic Tort	0	0	0	0	0	0	0	0	0	0%	0%	0%	0%	0%	0%	
UM/UIM Bod Inj	1	0	1	0	3	2	12	1	19	5%	0%	16%	11%	63%	5%	
Total	3	3	6	20	90	64	360	94	634	1%	3%	14%	10%	57%	15%	

**CIVIL BACKLOG BY CASETYPE
MARCH 2026
CUMBERLAND**

	Total	Backlog	% chg
Mar 24		145	
Mar 25		129	-11%
Mar 26		146	13%



1) Casetypes with the state's largest backlogs are highlighted.

CIVIL CASELOAD SUMMARY BY CASETYPE
MARCH 2026
ESSEX

	Filings			Resolutions			Clearance		Backlog			Backlog Percent		Backlog Per 100 Monthly Filings		Active Pending		
	Jul 2024 to Mar 2025	Jul 2025 to Mar 2026	percent change	Jul 2024 to Mar 2025	Jul 2025 to Mar 2026	percent change	Mar 2026		Mar 2025	Mar 2026	percent change	Mar 2025	Mar 2026	Mar 2025	Mar 2026	Mar 2025	Mar 2026	percent change
							number	percent										
Act on Neg Inst	14	9	-36%	16	17	6%	8	189%	3	1	-67%	23%	17%	180	109	13	6	-54%
Asbestos	0	0	0%	0	0	0%	0	100%	0	0	0%	0%	0%	0	0	0	0	0%
Assault & Bat	15	11	-27%	44	35	-20%	24	318%	446	399	-11%	93%	96%	31,482	26,600	478	417	-13%
Auto - Pers Inj	3,237	3,448	7%	3,436	3,048	-11%	-400	88%	1,250	1,174	-6%	24%	22%	358	314	5,203	5,421	4%
Auto - Property	137	95	-31%	154	103	-33%	8	108%	12	8	-33%	10%	8%	80	75	121	97	-20%
Book Account	906	914	1%	759	869	14%	-45	95%	49	46	-6%	7%	7%	51	46	693	692	0%
Civil Rights	43	47	9%	54	54	0%	7	115%	49	54	10%	47%	49%	919	853	104	111	7%
Complex Comm	29	26	-10%	29	36	24%	10	138%	34	31	-9%	55%	46%	729	1,163	62	68	10%
Condemnation	1	1	0%	1	2	100%	1	200%	2	3	50%	40%	60%	1,200	1,800	5	5	0%
Construction	34	48	41%	64	38	-41%	-10	79%	42	32	-24%	53%	39%	1,096	630	80	83	4%
Contract/Comm	679	798	18%	741	730	-1%	-68	91%	152	144	-5%	19%	16%	197	163	810	900	11%
Employment	28	28	0%	25	40	60%	12	143%	17	22	29%	28%	42%	453	508	60	53	-12%
Lieu of P. Writ	9	17	89%	25	20	-20%	3	118%	18	23	28%	38%	47%	1,543	1,104	48	49	2%
Medical Malprac	91	86	-5%	132	102	-23%	16	119%	158	131	-17%	50%	43%	1,554	1,332	316	305	-3%
Name Change	276	242	-12%	253	256	1%	14	106%	1	3	200%	1%	5%	3	11	94	62	-34%
Other Insurance	58	64	10%	57	53	-7%	-11	83%	13	16	23%	23%	23%	244	240	56	70	25%
Other MCL	0	0	0%	0	0	0%	0	100%	0	0	0%	0%	0%	0	0	1	0	-100%
Other Track 1	311	367	18%	343	313	-9%	-54	85%	70	90	29%	24%	25%	196	215	292	359	23%
Other Track 3	218	249	14%	207	226	9%	-23	91%	119	103	-13%	27%	23%	498	387	438	445	2%
Other Track 4	38	28	-26%	21	30	43%	2	107%	27	30	11%	35%	40%	720	1,000	77	75	-3%
Personal Injury	1,172	1,231	5%	1,383	1,175	-15%	-56	95%	836	776	-7%	34%	32%	642	562	2,440	2,455	1%
Prod Liability	16	22	38%	17	25	47%	3	114%	17	16	-6%	40%	39%	850	768	43	41	-5%
Prof Malpractic	39	41	5%	34	45	32%	4	110%	52	44	-15%	45%	40%	1,300	1,015	115	111	-3%
PIP Coverage	15	6	-60%	16	10	-38%	4	167%	2	0	-100%	20%	0%	133	0	10	4	-60%
Real Property	32	33	3%	38	27	-29%	-6	82%	15	14	-7%	39%	33%	429	373	38	42	11%
Tort Other	154	163	6%	162	163	1%	0	100%	103	85	-17%	37%	31%	559	459	281	272	-3%
Toxic Tort	2	4	100%	1	2	100%	-2	50%	4	5	25%	57%	56%	2,400	1,500	7	9	29%
UM/UIM Bod Inj	136	168	24%	170	151	-11%	-17	90%	41	37	-10%	20%	17%	267	209	205	217	6%
Total	7,690	8,146	6%	8,182	7,570	-7%	-576	93%	3,532	3,287	-7%	29%	27%	419	366	12,090	12,369	2%

CIVIL BACKLOG SUMMARY BY CASETYPE

March 2026

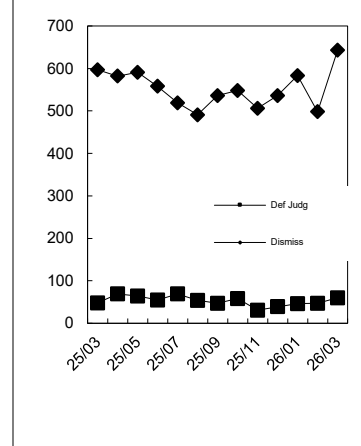
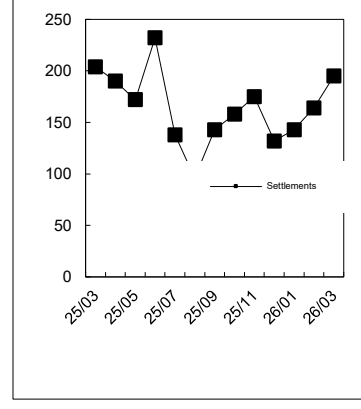
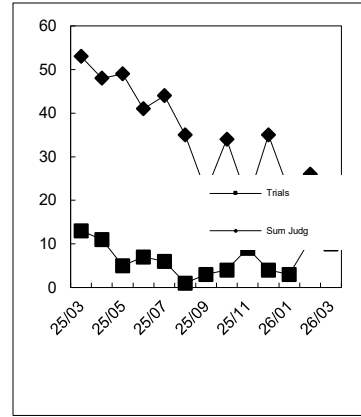
ESSEX

	Cases in Backlog															
	Track 1					Track 2				Track 3			Track 4			Total Backlog
	12 to 18 months	18 to 24 months	24 to 36 months	over 36 months	Total Track 1	18 to 24 months	24 to 36 months	over 36 months	Total Track 2	24 to 36 months	over 36 months	Total Track 3	24 to 36 months	over 36 months	Total Track 4	
Act on Neg Inst	1	0	0	0	1	0	0	0	0	0	0	0	0	0	0	1
Asbestos	0	0	0	0	0	0	0	0	0	0	0	0	0	0	0	0
Assault & Bat	0	0	0	0	0	0	0	0	0	13	386	399	0	0	0	399
Auto - Pers Inj	0	0	0	0	0	519	490	165	1,174	0	0	0	0	0	0	1,174
Auto - Property	0	0	0	0	0	4	2	2	8	0	0	0	0	0	0	8
Book Account	31	11	2	2	46	0	0	0	0	0	0	0	0	0	0	46
Civil Rights	0	0	0	0	0	0	0	0	0	16	38	54	0	0	0	54
Complex Commerc	0	0	0	0	0	0	0	0	0	0	0	0	6	25	31	31
Condemnation	0	0	0	0	0	0	0	0	0	1	2	3	0	0	0	3
Construction	0	0	0	0	0	12	7	13	32	0	0	0	0	0	0	32
Contract/Commer	0	0	0	0	0	60	45	39	144	0	0	0	0	0	0	144
Employment	0	0	0	0	0	8	10	4	22	0	0	0	0	0	0	22
Lieu of P. Writ	0	0	0	0	0	0	0	0	0	0	0	0	11	12	23	23
Medical Malprac	0	0	0	0	0	0	0	0	0	49	82	131	0	0	0	131
Name Change	2	1	0	0	3	0	0	0	0	0	0	0	0	0	0	3
Other Insurance	7	4	1	4	16	0	0	0	0	0	0	0	0	0	0	16
Other MCL	0	0	0	0	0	0	0	0	0	0	0	0	0	0	0	0
Other Track 1	35	23	11	8	77	3	6	1	10	0	3	3	0	0	0	90
Other Track 3	0	0	0	0	0	0	0	0	0	54	49	103	0	0	0	103
Other Track 4	0	0	0	0	0	0	0	0	0	0	0	0	9	21	30	30
Personal Injury	0	0	0	0	0	292	321	163	776	0	0	0	0	0	0	776
Prod Liability	0	0	0	0	0	0	0	0	0	5	11	16	0	0	0	16
Prof Malpractic	0	0	0	0	0	0	0	0	0	17	27	44	0	0	0	44
PIP Coverage	0	0	0	0	0	0	0	0	0	0	0	0	0	0	0	0
Real Property	6	1	5	2	14	0	0	0	0	0	0	0	0	0	0	14
Tort Other	0	0	0	0	0	19	29	37	85	0	0	0	0	0	0	85
Toxic Tort	0	0	0	0	0	0	0	0	0	1	4	5	0	0	0	5
UM/UIM Bod Inj	0	0	0	0	0	17	19	1	37	0	0	0	0	0	0	37
Total	82	40	19	16	157	934	929	425	2,288	156	602	758	26	58	84	3,287

CIVIL RESOLUTION SUMMARY BY CASETYPE
MARCH 2026
ESSEX

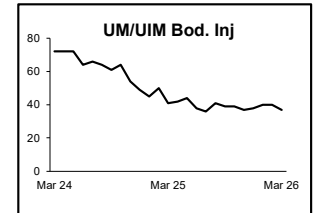
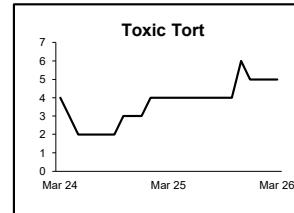
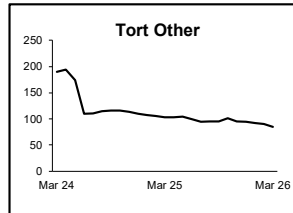
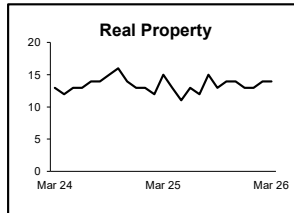
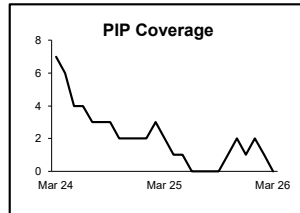
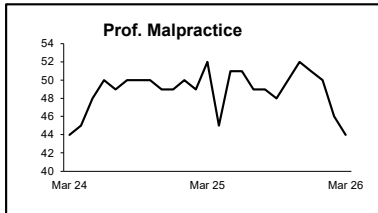
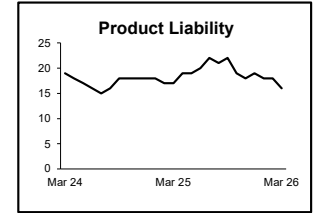
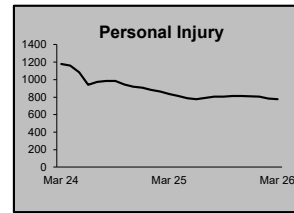
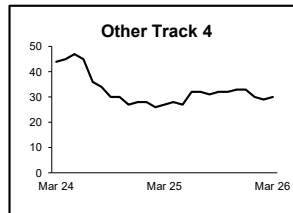
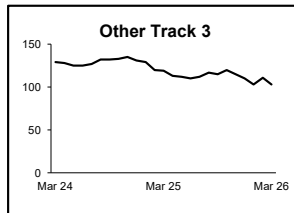
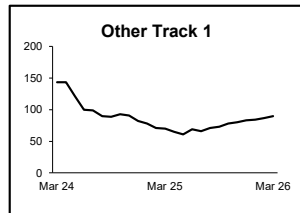
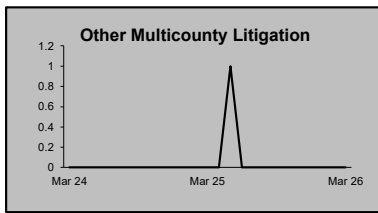
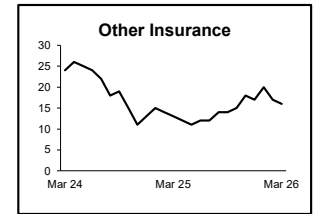
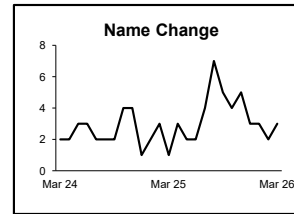
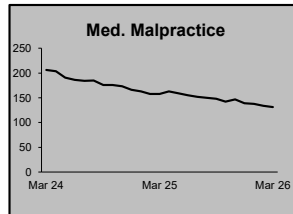
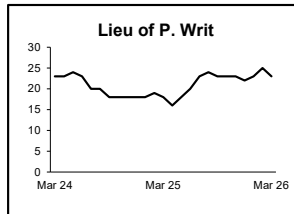
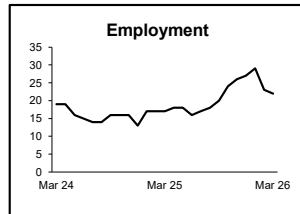
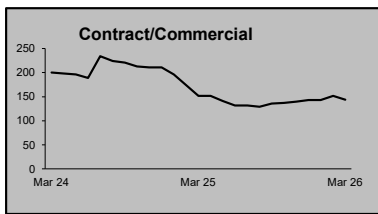
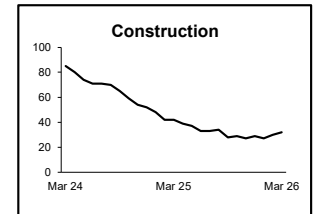
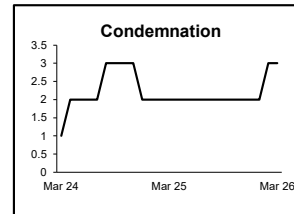
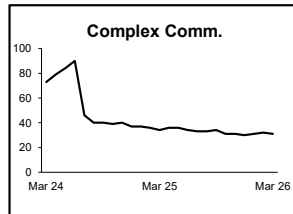
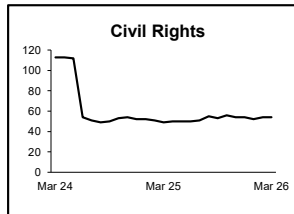
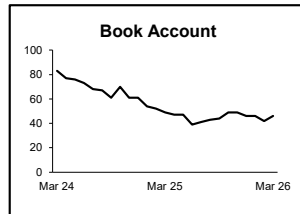
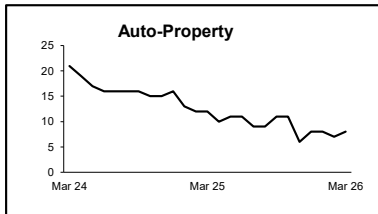
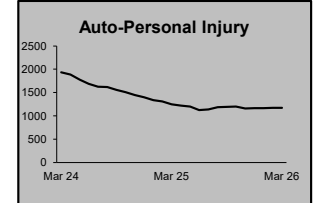
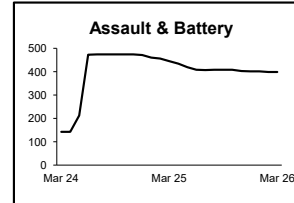
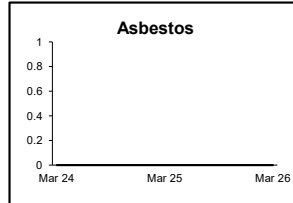
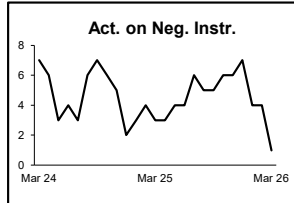
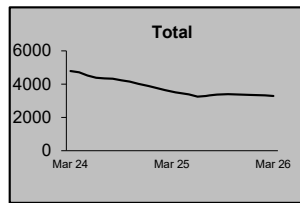
	Trial			Summary	Default				Total	Percent resolved by					
	Jury	Nonjury	Total		Judgment	Settlement	Judgment	Dismiss		Other	Trial	Sum Jud	Settle	Default J	Dismiss
Act on Neg Inst	0	0	0	4	0	3	10	0	17	0%	24%	0%	18%	59%	0%
Asbestos	0	0	0	0	0	0	0	0	0	0%	0%	0%	0%	0%	0%
Assault & Bat	0	0	0	0	9	0	25	1	35	0%	0%	26%	0%	71%	3%
Auto - Pers Inj	21	0	21	34	547	3	2,287	156	3,048	1%	1%	18%	0%	75%	5%
Auto - Property	0	0	0	6	10	17	70	0	103	0%	6%	10%	17%	68%	0%
Book Account	2	2	4	87	103	287	381	7	869	0%	10%	12%	33%	44%	1%
Civil Rights	0	0	0	1	7	0	38	8	54	0%	2%	13%	0%	70%	15%
Complex Commerc	0	1	1	1	1	2	27	4	36	3%	3%	3%	6%	75%	11%
Condemnation	0	1	1	0	1	0	0	0	2	50%	0%	50%	0%	0%	0%
Construction	1	0	1	1	12	1	22	1	38	3%	3%	32%	3%	58%	3%
Contract/Commer	1	2	3	46	92	106	461	22	730	0%	6%	13%	15%	63%	3%
Employment	1	0	1	0	5	0	27	7	40	3%	0%	13%	0%	68%	18%
Lieu of P. Writ	0	0	0	0	1	1	17	1	20	0%	0%	5%	5%	85%	5%
Medical Malprac	3	0	3	2	35	0	60	2	102	3%	2%	34%	0%	59%	2%
Name Change	0	0	0	0	0	0	10	246	256	0%	0%	0%	0%	4%	96%
Other Insurance	0	0	0	2	7	2	32	10	53	0%	4%	13%	4%	60%	19%
Other MCL	0	0	0	0	0	0	0	0	0	0%	0%	0%	0%	0%	0%
Other Track 1	0	1	1	21	55	9	209	18	313	0%	7%	18%	3%	67%	6%
Other Track 3	0	0	0	2	39	1	149	35	226	0%	1%	17%	0%	66%	15%
Other Track 4	0	0	0	1	2	2	22	3	30	0%	3%	7%	7%	73%	10%
Personal Injury	8	0	8	29	342	9	729	58	1,175	1%	2%	29%	1%	62%	5%
Prod Liability	0	0	0	0	3	0	14	8	25	0%	0%	12%	0%	56%	32%
Prof Malpractic	1	1	2	3	11	0	26	3	45	4%	7%	24%	0%	58%	7%
PIP Coverage	0	0	0	0	0	0	10	0	10	0%	0%	0%	0%	100%	0%
Real Property	0	1	1	0	3	2	19	2	27	4%	0%	11%	7%	70%	7%
Tort Other	3	0	3	17	35	5	96	7	163	2%	10%	21%	3%	59%	4%
Toxic Tort	0	0	0	0	0	0	1	1	2	0%	0%	0%	0%	50%	50%
UM/UIIM Bod Inj	1	0	1	3	24	1	118	4	151	1%	2%	16%	1%	78%	3%
Total	42	9	51	260	1,344	451	4,860	604	7,570	1%	3%	18%	6%	64%	8%

Monthly Resolutions



**CIVIL BACKLOG BY CASETYPE
MARCH 2026
ESSEX**

	Total	Backlog	% chg
Mar 24		4,777	
Mar 25		3,532	-26%
Mar 26		3,287	-7%



1) Casetypes with the state's largest backlogs are highlighted.

**CIVIL CASELOAD SUMMARY BY CASETYPE
MARCH 2026
GLOUCESTER**

	Filings			Resolutions			Clearance		Backlog			Backlog Percent		Backlog Per 100 Monthly Filings		Active Pending		
	Jul 2024 to Mar 2025	Jul 2025 to Mar 2026	percent change	Jul 2024 to Mar 2025	Jul 2025 to Mar 2026	percent change	Mar 2026		Mar 2025	Mar 2026	percent change	Mar 2025	Mar 2026	Mar 2025	Mar 2026	Mar 2025	Mar 2026	percent change
							number	percent										
Act on Neg Inst	4	0	-100%	3	8	167%	8	100%	1	0	-100%	33%	0%	240	0	3	0	-100%
Asbestos	0	0	0%	0	0	0%	0	100%	0	0	0%	0%	0%	0	0	0	0	0%
Assault & Bat	1	6	500%	1	3	200%	-3	50%	3	3	0%	43%	30%	1,200	514	7	10	43%
Auto - Pers Inj	304	312	3%	282	322	14%	10	103%	62	63	2%	15%	15%	186	184	413	415	0%
Auto - Property	12	15	25%	26	16	-38%	1	107%	3	1	-67%	19%	8%	189	57	16	13	-19%
Book Account	216	225	4%	186	216	16%	-9	96%	3	5	67%	2%	3%	12	20	146	148	1%
Civil Rights	11	9	-18%	15	10	-33%	1	111%	2	1	-50%	13%	7%	141	80	16	15	-6%
Complex Comm	3	1	-67%	5	1	-80%	0	100%	2	3	50%	33%	60%	480	1,200	6	5	-17%
Condemnation	7	3	-57%	2	6	200%	3	200%	0	0	0%	0%	0%	0	0	8	5	-38%
Construction	2	6	200%	8	7	-13%	1	117%	0	1		0%	20%	0	109	2	5	150%
Contract/Comm	185	219	18%	166	215	30%	-4	98%	19	32	68%	9%	13%	86	132	211	243	15%
Employment	11	6	-45%	10	5	-50%	-1	83%	1	4	300%	11%	31%	100	480	9	13	44%
Lieu of P. Writ	9	8	-11%	15	11	-27%	3	138%	1	2	100%	7%	18%	86	200	14	11	-21%
Medical Malprac	15	20	33%	10	27	170%	7	135%	28	18	-36%	44%	35%	2,100	831	63	51	-19%
Name Change	95	95	0%	108	81	-25%	-14	85%	0	0	0%	0%	0%	0	0	23	27	17%
Other Insurance	1	6	500%	8	5	-38%	-1	83%	0	0	0%	0%	0%	0	0	1	5	400%
Other MCL	0	0	0%	0	0	0%	0	100%	0	0	0%	0%	0%	0	0	0	0	0%
Other Track 1	110	93	-15%	95	100	5%	7	108%	15	6	-60%	16%	9%	122	57	91	67	-26%
Other Track 3	65	59	-9%	47	62	32%	3	105%	11	13	18%	10%	11%	152	170	110	120	9%
Other Track 4	19	5	-74%	5	5	0%	0	100%	8	5	-38%	31%	19%	457	1,000	26	26	0%
Personal Injury	163	171	5%	145	174	20%	3	102%	63	51	-19%	22%	18%	333	267	293	289	-1%
Prod Liability	2	1	-50%	3	8	167%	7	800%	1	0	-100%	11%	0%	300	0	9	2	-78%
Prof Malpractic	1	10	900%	7	9	29%	-1	90%	6	4	-33%	43%	22%	3,600	343	14	18	29%
PIP Coverage	4	3	-25%	4	3	-25%	0	100%	1	1	0%	50%	50%	240	300	2	2	0%
Real Property	9	7	-22%	9	5	-44%	-2	71%	2	3	50%	22%	27%	160	300	9	11	22%
Tort Other	25	19	-24%	28	25	-11%	6	132%	6	5	-17%	19%	16%	200	188	31	31	0%
Toxic Tort	0	1		0	0	0%	-1	0%	0	0	0%	0%	0%	0	0	0	1	
UM/UIM Bod Inj	23	25	9%	26	27	4%	2	108%	13	3	-77%	34%	11%	538	113	38	28	-26%
Total	1,297	1,325	2%	1,214	1,351	11%	26	102%	251	224	-11%	16%	14%	170	151	1,561	1,561	0%

CIVIL BACKLOG SUMMARY BY CASETYPE

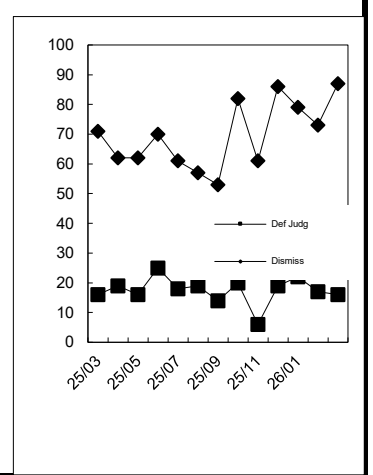
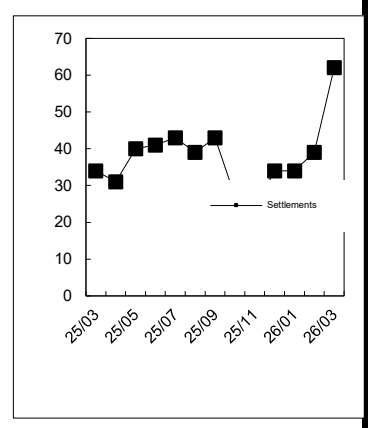
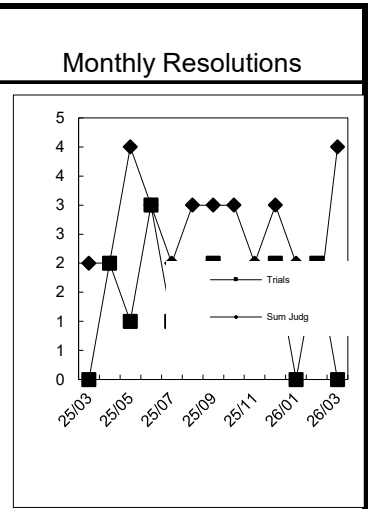
March 2026

GLOUCESTER

	Cases in Backlog															
	Track 1					Track 2				Track 3			Track 4			Total Backlog
	12 to 18 months	18 to 24 months	24 to 36 months	over 36 months	Total Track 1	18 to 24 months	24 to 36 months	over 36 months	Total Track 2	24 to 36 months	over 36 months	Total Track 3	24 to 36 months	over 36 months	Total Track 4	
Act on Neg Inst	0	0	0	0	0	0	0	0	0	0	0	0	0	0	0	0
Asbestos	0	0	0	0	0	0	0	0	0	0	0	0	0	0	0	0
Assault & Bat	0	0	0	0	0	0	0	0	0	1	2	3	0	0	0	3
Auto - Pers Inj	0	0	0	0	0	43	16	4	63	0	0	0	0	0	0	63
Auto - Property	0	0	0	0	0	1	0	0	1	0	0	0	0	0	0	1
Book Account	5	0	0	0	5	0	0	0	0	0	0	0	0	0	0	5
Civil Rights	0	0	0	0	0	0	0	0	0	1	0	1	0	0	0	1
Complex Commerc	0	0	0	0	0	0	0	0	0	0	0	0	1	2	3	3
Condemnation	0	0	0	0	0	0	0	0	0	0	0	0	0	0	0	0
Construction	0	0	0	0	0	1	0	0	1	0	0	0	0	0	0	1
Contract/Commer	0	0	0	0	0	15	9	8	32	0	0	0	0	0	0	32
Employment	0	0	0	0	0	1	2	0	3	1	0	1	0	0	0	4
Lieu of P. Writ	0	0	0	0	0	0	0	0	0	0	0	0	2	0	2	2
Medical Malprac	0	0	0	0	0	0	0	0	0	9	9	18	0	0	0	18
Name Change	0	0	0	0	0	0	0	0	0	0	0	0	0	0	0	0
Other Insurance	0	0	0	0	0	0	0	0	0	0	0	0	0	0	0	0
Other MCL	0	0	0	0	0	0	0	0	0	0	0	0	0	0	0	0
Other Track 1	1	5	0	0	6	0	0	0	0	0	0	0	0	0	0	6
Other Track 3	0	0	0	0	0	0	0	0	0	10	3	13	0	0	0	13
Other Track 4	0	0	0	0	0	0	0	0	0	0	0	0	0	5	5	5
Personal Injury	0	0	0	0	0	31	15	4	50	1	0	1	0	0	0	51
Prod Liability	0	0	0	0	0	0	0	0	0	0	0	0	0	0	0	0
Prof Malpractic	0	0	0	0	0	0	0	0	0	1	3	4	0	0	0	4
PIP Coverage	1	0	0	0	1	0	0	0	0	0	0	0	0	0	0	1
Real Property	1	1	0	0	2	0	1	0	1	0	0	0	0	0	0	3
Tort Other	0	0	0	0	0	3	0	2	5	0	0	0	0	0	0	5
Toxic Tort	0	0	0	0	0	0	0	0	0	0	0	0	0	0	0	0
UM/UIM Bod Inj	0	0	0	0	0	1	0	2	3	0	0	0	0	0	0	3
Total	8	6	0	0	14	96	43	20	159	24	17	41	3	7	10	224

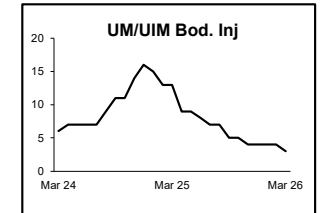
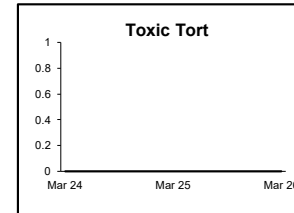
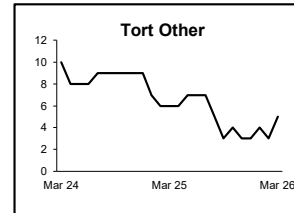
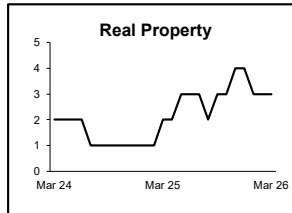
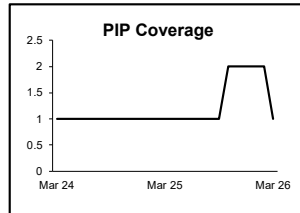
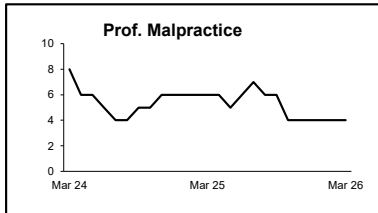
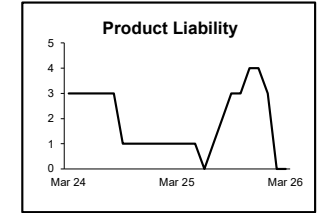
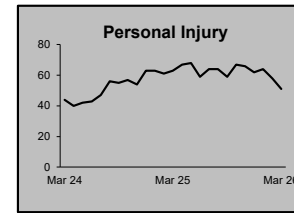
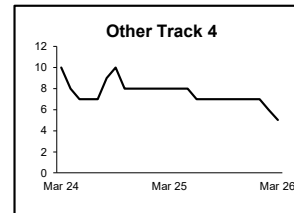
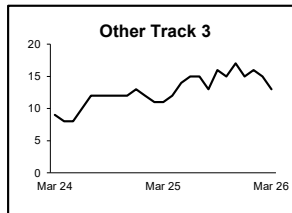
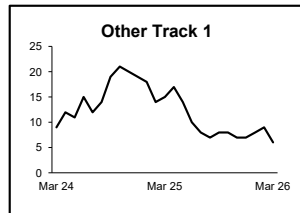
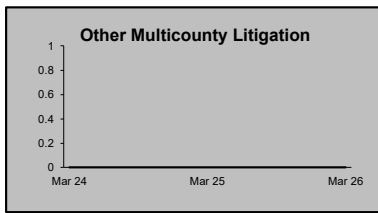
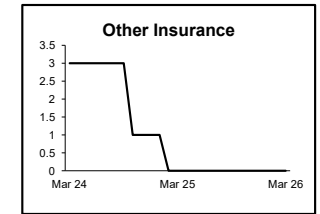
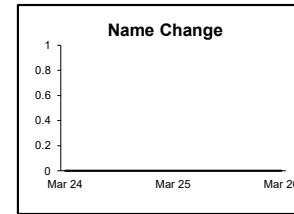
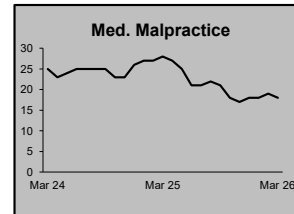
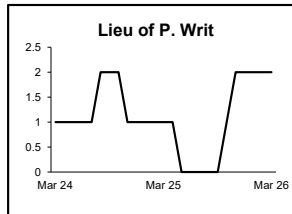
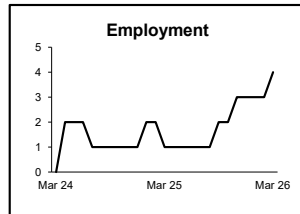
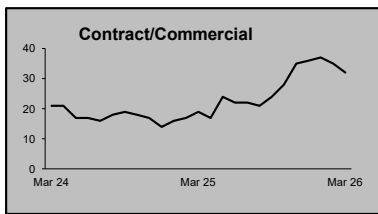
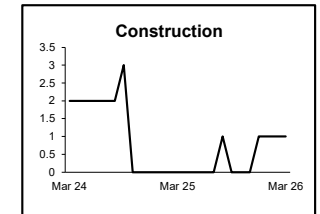
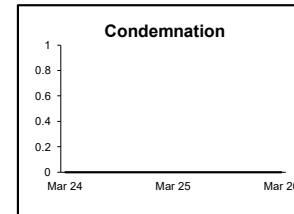
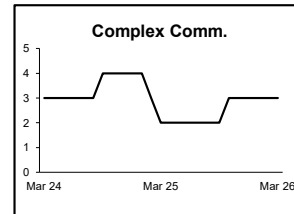
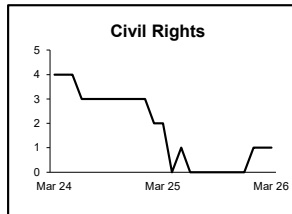
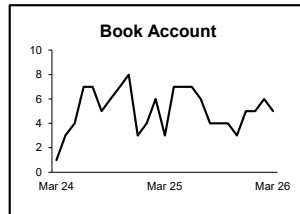
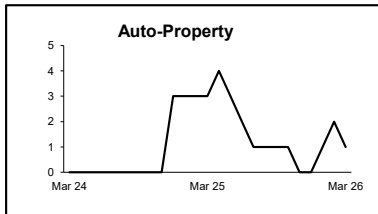
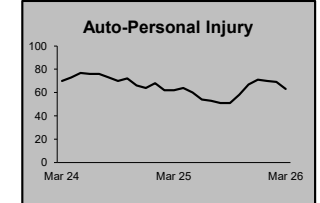
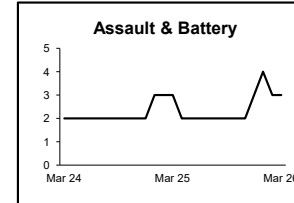
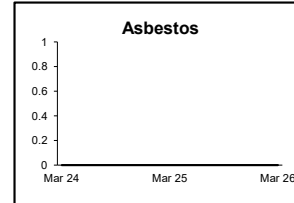
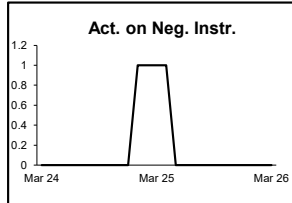
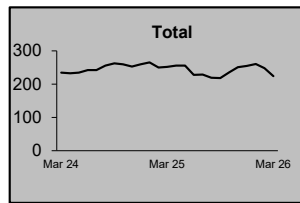
**CIVIL RESOLUTION SUMMARY BY CASETYPE
MARCH 2026
GLOUCESTER**

	Trial			Summary	Default				Total	Percent resolved by					
	Jury	Nonjury	Total		Judgment	Settlement	Judgment	Dismiss		Other	Trial	Sum Jud	Settle	Default J	Dismiss
Act on Neg Inst	0	0	0	0	0	7	1	0	8	0%	0%	0%	88%	13%	0%
Asbestos	0	0	0	0	0	0	0	0	0	0%	0%	0%	0%	0%	0%
Assault & Bat	0	0	0	0	0	0	2	1	3	0%	0%	0%	0%	67%	33%
Auto - Pers Inj	2	0	2	2	102	2	200	14	322	1%	1%	32%	1%	62%	4%
Auto - Property	0	0	0	0	1	5	9	1	16	0%	0%	6%	31%	56%	6%
Book Account	0	0	0	9	45	77	85	0	216	0%	4%	21%	36%	39%	0%
Civil Rights	0	0	0	0	1	0	7	2	10	0%	0%	10%	0%	70%	20%
Complex Commerc	0	0	0	0	0	0	0	1	1	0%	0%	0%	0%	0%	100%
Condemnation	0	0	0	0	0	0	0	6	6	0%	0%	0%	0%	0%	100%
Construction	0	0	0	0	0	2	5	0	7	0%	0%	0%	29%	71%	0%
Contract/Commer	0	1	1	9	41	47	114	3	215	0%	4%	19%	22%	53%	1%
Employment	0	0	0	0	1	0	3	1	5	0%	0%	20%	0%	60%	20%
Lieu of P. Writ	0	1	1	0	1	0	6	3	11	9%	0%	9%	0%	55%	27%
Medical Malprac	2	0	2	0	13	0	8	4	27	7%	0%	48%	0%	30%	15%
Name Change	0	0	0	0	0	0	0	81	81	0%	0%	0%	0%	0%	100%
Other Insurance	0	0	0	0	1	0	3	1	5	0%	0%	20%	0%	60%	20%
Other MCL	0	0	0	0	0	0	0	0	0	0%	0%	0%	0%	0%	0%
Other Track 1	0	1	1	1	32	5	38	23	100	1%	1%	32%	5%	38%	23%
Other Track 3	0	1	1	0	15	0	35	11	62	2%	0%	24%	0%	56%	18%
Other Track 4	0	0	0	0	1	0	3	1	5	0%	0%	20%	0%	60%	20%
Personal Injury	0	0	0	2	70	6	77	19	174	0%	1%	40%	3%	44%	11%
Prod Liability	0	0	0	0	3	0	3	2	8	0%	0%	38%	0%	38%	25%
Prof Malpractic	0	0	0	0	0	0	6	3	9	0%	0%	0%	0%	67%	33%
PIP Coverage	0	0	0	0	1	0	2	0	3	0%	0%	33%	0%	67%	0%
Real Property	0	0	0	0	0	0	4	1	5	0%	0%	0%	0%	80%	20%
Tort Other	0	1	1	0	9	0	11	4	25	4%	0%	36%	0%	44%	16%
Toxic Tort	0	0	0	0	0	0	0	0	0	0%	0%	0%	0%	0%	0%
UM/UIM Bod Inj	1	0	1	0	8	0	17	1	27	4%	0%	30%	0%	63%	4%
Total	5	5	10	23	345	151	639	183	1,351	1%	2%	26%	11%	47%	14%



**CIVIL BACKLOG BY CASETYPE
MARCH 2026
GLOUCESTER**

	Total	Backlog	% chg
Mar 24		234	
Mar 25		251	7%
Mar 26		224	-11%



1) Casetypes with the state's largest backlogs are highlighted.

**CIVIL CASELOAD SUMMARY BY CASETYPE
MARCH 2026
HUDSON**

	Filings			Resolutions			Clearance		Backlog			Backlog Percent		Backlog Per 100 Monthly Filings		Active Pending		
	Jul 2024 to Mar 2025	Jul 2025 to Mar 2026	percent change	Jul 2024 to Mar 2025	Jul 2025 to Mar 2026	percent change	Mar 2026		Mar 2025	Mar 2026	percent change	Mar 2025	Mar 2026	Mar 2025	Mar 2026	Mar 2025	Mar 2026	percent change
							number	percent										
Act on Neg Inst	16	5	-69%	9	6	-33%	1	120%	2	3	50%	18%	43%	120	720	11	7	-36%
Asbestos	0	0	0%	0	0	0%	0	100%	0	0	0%	0%	0%	0	0	0	0	0%
Assault & Bat	13	17	31%	8	22	175%	5	129%	18	15	-17%	44%	36%	1,350	720	41	42	2%
Auto - Pers Inj	1,441	1,496	4%	1,275	1,415	11%	-81	95%	440	394	-10%	20%	18%	282	245	2,235	2,223	-1%
Auto - Property	52	35	-33%	60	37	-38%	2	106%	6	3	-50%	14%	10%	95	86	42	31	-26%
Book Account	514	600	17%	449	538	20%	-62	90%	31	31	0%	8%	7%	54	48	399	442	11%
Civil Rights	22	11	-50%	15	16	7%	5	145%	9	4	-56%	27%	17%	415	300	33	23	-30%
Complex Comm	11	14	27%	11	18	64%	4	129%	26	30	15%	52%	60%	2,080	2,000	50	50	0%
Condemnation	1	7	600%	2	19	850%	12	271%	9	39	333%	13%	78%	2,160	5,200	72	50	-31%
Construction	13	18	38%	23	14	-39%	-4	78%	12	10	-17%	38%	32%	655	500	32	31	-3%
Contract/Comm	565	525	-7%	490	563	15%	38	107%	103	95	-8%	16%	16%	167	157	637	586	-8%
Employment	6	17	183%	7	16	129%	-1	94%	2	3	50%	13%	15%	185	150	16	20	25%
Lieu of P. Writ	34	45	32%	35	53	51%	8	118%	46	27	-41%	48%	32%	1,227	568	95	85	-11%
Medical Malprac	27	32	19%	37	45	22%	13	141%	49	28	-43%	49%	33%	1,589	820	100	86	-14%
Name Change	228	212	-7%	207	188	-9%	-24	89%	0	0	0%	0%	0%	0	0	67	74	10%
Other Insurance	24	56	133%	19	33	74%	-23	59%	7	9	29%	24%	17%	263	171	29	52	79%
Other MCL	0	0	0%	0	0	0%	0	100%	0	0	0%	0%	0%	0	0	0	0	0%
Other Track 1	198	184	-7%	173	164	-5%	-20	89%	35	27	-23%	20%	17%	171	141	172	156	-9%
Other Track 3	94	109	16%	90	106	18%	-3	97%	34	30	-12%	19%	17%	321	261	180	175	-3%
Other Track 4	28	25	-11%	10	21	110%	-4	84%	15	16	7%	28%	29%	514	662	54	55	2%
Personal Injury	474	494	4%	494	528	7%	34	107%	293	240	-18%	29%	25%	541	432	1,007	948	-6%
Prod Liability	2	7	250%	6	3	-50%	-4	43%	7	3	-57%	78%	27%	2,800	514	9	11	22%
Prof Malpractic	15	15	0%	23	22	-4%	7	147%	12	13	8%	27%	27%	720	600	45	48	7%
PIP Coverage	9	12	33%	11	9	-18%	-3	75%	2	1	-50%	29%	14%	200	92	7	7	0%
Real Property	14	19	36%	10	18	80%	-1	95%	11	2	-82%	44%	13%	695	120	25	16	-36%
Tort Other	124	155	25%	118	156	32%	1	101%	37	28	-24%	25%	18%	286	165	151	155	3%
Toxic Tort	1	3	200%	2	2	0%	-1	67%	0	0	0%	0%	0%	0	0	0	1	
UM/UIM Bod Inj	43	63	47%	48	41	-15%	-22	65%	8	9	13%	13%	12%	163	137	61	76	25%
Total	3,969	4,176	5%	3,632	4,053	12%	-123	97%	1,214	1,060	-13%	22%	19%	279	234	5,570	5,450	-2%

CIVIL BACKLOG SUMMARY BY CASETYPE

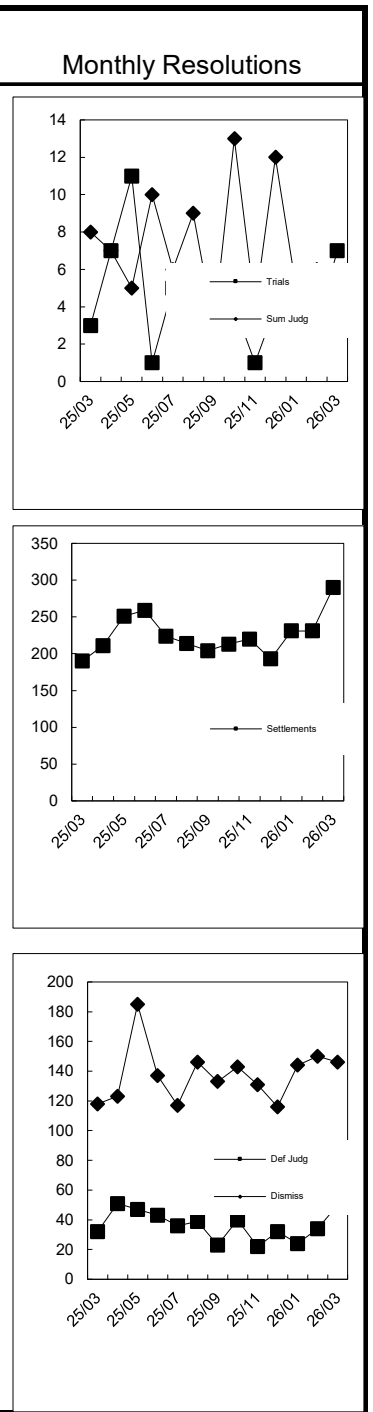
March 2026

HUDSON

	Cases in Backlog															
	Track 1					Track 2				Track 3			Track 4			Total Backlog
	12 to 18 months	18 to 24 months	24 to 36 months	over 36 months	Total Track 1	18 to 24 months	24 to 36 months	over 36 months	Total Track 2	24 to 36 months	over 36 months	Total Track 3	24 to 36 months	over 36 months	Total Track 4	
Act on Neg Inst	0	2	1	0	3	0	0	0	0	0	0	0	0	0	0	3
Asbestos	0	0	0	0	0	0	0	0	0	0	0	0	0	0	0	0
Assault & Bat	0	0	0	0	0	0	0	0	0	3	12	15	0	0	0	15
Auto - Pers Inj	0	0	0	0	0	245	119	30	394	0	0	0	0	0	0	394
Auto - Property	0	0	0	0	0	2	0	1	3	0	0	0	0	0	0	3
Book Account	22	3	3	3	31	0	0	0	0	0	0	0	0	0	0	31
Civil Rights	0	0	0	0	0	0	0	0	0	1	3	4	0	0	0	4
Complex Commerc	0	0	0	0	0	0	0	0	0	0	0	0	10	20	30	30
Condemnation	0	0	0	0	0	0	0	0	0	33	6	39	0	0	0	39
Construction	0	0	0	0	0	1	7	2	10	0	0	0	0	0	0	10
Contract/Commer	0	0	0	0	0	48	30	17	95	0	0	0	0	0	0	95
Employment	0	0	0	0	0	0	2	1	3	0	0	0	0	0	0	3
Lieu of P. Writ	0	0	0	0	0	0	0	0	0	0	0	0	10	17	27	27
Medical Malprac	0	0	0	0	0	0	0	0	0	14	14	28	0	0	0	28
Name Change	0	0	0	0	0	0	0	0	0	0	0	0	0	0	0	0
Other Insurance	4	2	2	1	9	0	0	0	0	0	0	0	0	0	0	9
Other MCL	0	0	0	0	0	0	0	0	0	0	0	0	0	0	0	0
Other Track 1	14	2	6	3	25	2	0	0	2	0	0	0	0	0	0	27
Other Track 3	0	0	0	0	0	0	0	0	0	24	6	30	0	0	0	30
Other Track 4	0	0	0	0	0	0	0	0	0	0	0	0	5	11	16	16
Personal Injury	0	0	0	0	0	125	92	23	240	0	0	0	0	0	0	240
Prod Liability	0	0	0	0	0	0	0	0	0	0	3	3	0	0	0	3
Prof Malpractic	0	0	0	0	0	1	0	0	1	7	5	12	0	0	0	13
PIP Coverage	1	0	0	0	1	0	0	0	0	0	0	0	0	0	0	1
Real Property	0	0	2	0	2	0	0	0	0	0	0	0	0	0	0	2
Tort Other	0	0	0	0	0	12	9	7	28	0	0	0	0	0	0	28
Toxic Tort	0	0	0	0	0	0	0	0	0	0	0	0	0	0	0	0
UM/UIM Bod Inj	0	0	0	0	0	5	3	1	9	0	0	0	0	0	0	9
Total	41	9	14	7	71	441	262	82	785	82	49	131	25	48	73	1,060

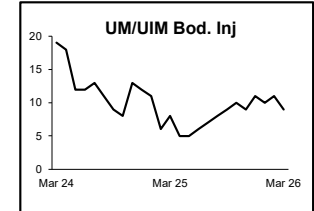
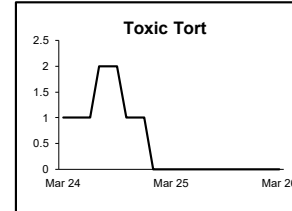
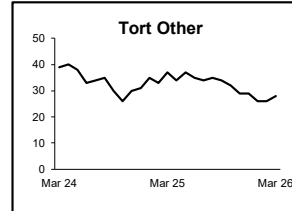
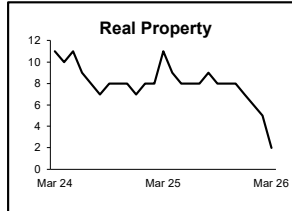
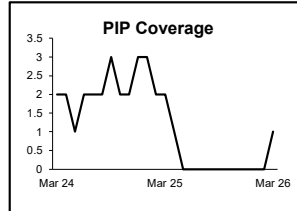
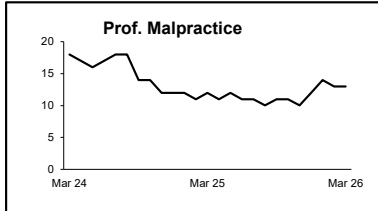
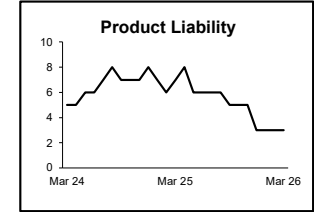
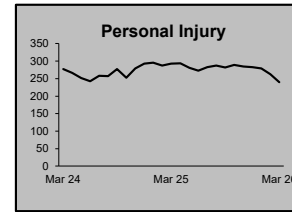
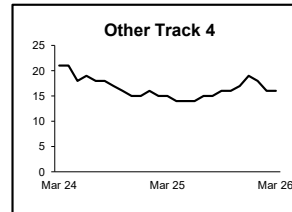
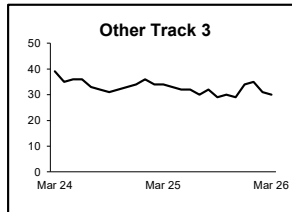
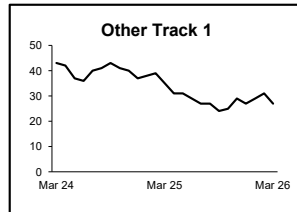
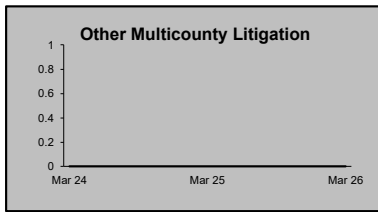
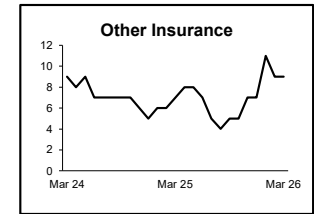
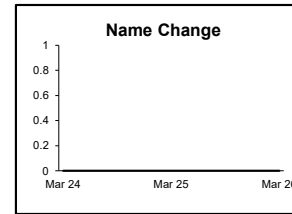
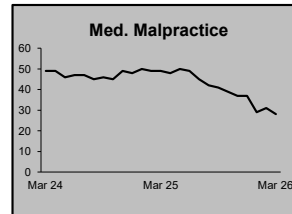
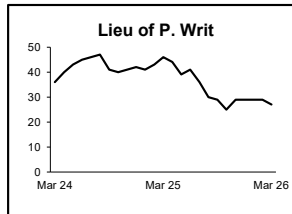
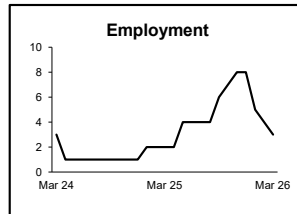
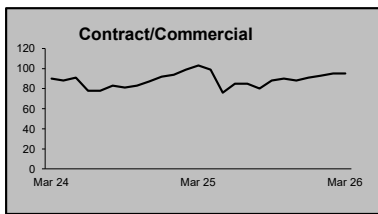
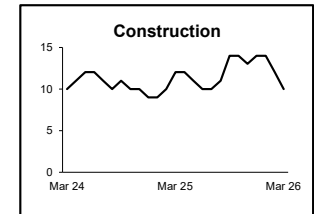
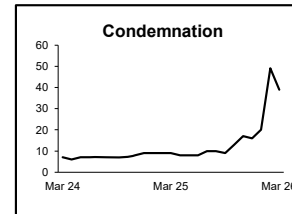
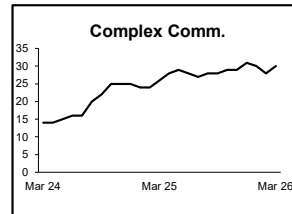
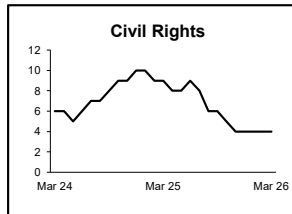
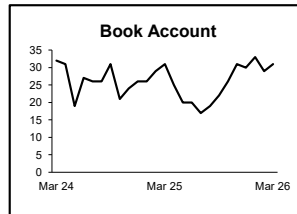
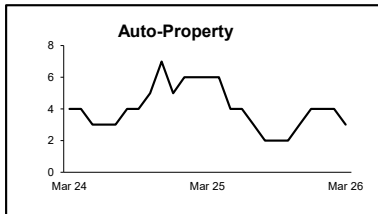
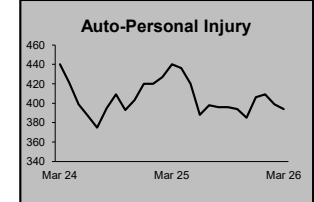
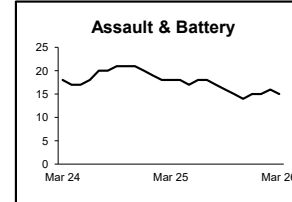
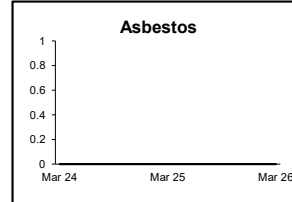
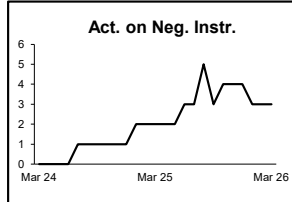
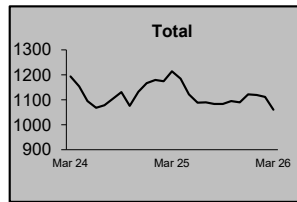
**CIVIL RESOLUTION SUMMARY BY CASETYPE
MARCH 2026
HUDSON**

	Trial			Summary	Default				Total	Percent resolved by					
	Jury	Nonjury	Total		Judgment	Settlement	Judgment	Dismiss		Other	Trial	Sum Jud	Settle	Default J	Dismiss
Act on Neg Inst	0	0	0	0	1	4	1	0	6	0%	0%	17%	67%	17%	0%
Asbestos	0	0	0	0	0	0	0	0	0	0%	0%	0%	0%	0%	0%
Assault & Bat	0	0	0	0	9	1	11	1	22	0%	0%	41%	5%	50%	5%
Auto - Pers Inj	9	0	9	13	1,004	11	323	55	1,415	1%	1%	71%	1%	23%	4%
Auto - Property	0	0	0	0	12	15	10	0	37	0%	0%	32%	41%	27%	0%
Book Account	0	0	0	8	155	134	236	5	538	0%	1%	29%	25%	44%	1%
Civil Rights	0	0	0	1	4	0	10	1	16	0%	6%	25%	0%	63%	6%
Complex Commerc	1	0	1	0	8	1	5	3	18	6%	0%	44%	6%	28%	17%
Condemnation	1	0	1	0	11	1	1	5	19	5%	0%	58%	5%	5%	26%
Construction	1	0	1	0	10	0	3	0	14	7%	0%	71%	0%	21%	0%
Contract/Commer	2	4	6	11	157	101	270	18	563	1%	2%	28%	18%	48%	3%
Employment	1	0	1	0	5	1	4	5	16	6%	0%	31%	6%	25%	31%
Lieu of P. Writ	0	1	1	4	16	0	18	14	53	2%	8%	30%	0%	34%	26%
Medical Malprac	2	0	2	3	31	0	8	1	45	4%	7%	69%	0%	18%	2%
Name Change	0	0	0	0	0	0	12	176	188	0%	0%	0%	0%	6%	94%
Other Insurance	0	0	0	0	14	0	12	7	33	0%	0%	42%	0%	36%	21%
Other MCL	0	0	0	0	0	0	0	0	0	0%	0%	0%	0%	0%	0%
Other Track 1	0	0	0	0	56	9	48	51	164	0%	0%	34%	5%	29%	31%
Other Track 3	4	0	4	2	57	2	24	17	106	4%	2%	54%	2%	23%	16%
Other Track 4	0	1	1	0	8	1	9	2	21	5%	0%	38%	5%	43%	10%
Personal Injury	6	0	6	16	360	5	109	32	528	1%	3%	68%	1%	21%	6%
Prod Liability	0	0	0	0	3	0	0	0	3	0%	0%	100%	0%	0%	0%
Prof Malpractic	0	0	0	1	12	1	5	3	22	0%	5%	55%	5%	23%	14%
PIP Coverage	0	0	0	0	5	0	4	0	9	0%	0%	56%	0%	44%	0%
Real Property	0	1	1	0	4	3	6	4	18	6%	0%	22%	17%	33%	22%
Tort Other	0	2	2	1	49	10	85	9	156	1%	1%	31%	6%	54%	6%
Toxic Tort	0	0	0	0	0	0	2	0	2	0%	0%	0%	0%	100%	0%
UM/UIM Bod Inj	0	0	0	1	29	0	10	1	41	0%	2%	71%	0%	24%	2%
Total	27	9	36	61	2,020	300	1,226	410	4,053	1%	2%	50%	7%	30%	10%



**CIVIL BACKLOG BY CASETYPE
MARCH 2026
HUDSON**

	Total	Backlog	% chg
Mar 24		1,193	
Mar 25		1,214	2%
Mar 26		1,060	-13%



1) Casetypes with the state's largest backlogs are highlighted.

**CIVIL CASELOAD SUMMARY BY CASETYPE
MARCH 2026
HUNTERDON**

	Filings			Resolutions			Clearance		Backlog			Backlog Percent		Backlog Per 100 Monthly Filings		Active Pending		
	Jul 2024 to Mar 2025	Jul 2025 to Mar 2026	percent change	Jul 2024 to Mar 2025	Jul 2025 to Mar 2026	percent change	Mar 2026		Mar 2025	Mar 2026	percent change	Mar 2025	Mar 2026	Mar 2025	Mar 2026	Mar 2025	Mar 2026	percent change
							number	percent										
Act on Neg Inst	3	0	-100%	2	1	-50%	1	100%	1	0	-100%	50%	0%	400	0	2	0	-100%
Asbestos	0	0	0%	0	0	0%	0	100%	0	0	0%	0%	0%	0	0	0	0	0%
Assault & Bat	1	2	100%	2	4	100%	2	200%	9	7	-22%	82%	78%	10,800	4,200	11	9	-18%
Auto - Pers Inj	79	71	-10%	72	70	-3%	-1	99%	31	31	0%	24%	24%	368	392	127	129	2%
Auto - Property	7	7	0%	6	9	50%	2	129%	0	2		0%	25%	0	267	10	8	-20%
Book Account	73	108	48%	94	74	-21%	-34	69%	0	0	0%	0%	0%	0	0	39	59	51%
Civil Rights	6	5	-17%	2	8	300%	3	160%	13	16	23%	59%	89%	2,229	3,200	22	18	-18%
Complex Comm	1	3	200%	3	4	33%	1	133%	4	3	-25%	57%	75%	2,400	1,200	7	4	-43%
Condemnation	1	0	-100%	1	1	0%	1	100%	0	0	0%	0%	0%	0	0	1	0	-100%
Construction	3	2	-33%	10	4	-60%	2	200%	0	1		0%	25%	0	300	4	4	0%
Contract/Comm	77	107	39%	79	85	8%	-22	79%	15	18	20%	17%	14%	178	149	88	127	44%
Employment	3	2	-33%	4	3	-25%	1	150%	1	0	-100%	33%	0%	300	0	3	1	-67%
Lieu of P. Writ	4	7	75%	3	9	200%	2	129%	4	3	-25%	33%	25%	960	400	12	12	0%
Medical Malprac	5	7	40%	9	12	33%	5	171%	19	13	-32%	68%	65%	3,257	2,229	28	20	-29%
Name Change	92	64	-30%	84	63	-25%	-1	98%	0	0	0%	0%	0%	0	0	21	12	-43%
Other Insurance	3	3	0%	1	2	100%	-1	67%	0	0	0%	0%	0%	0	0	1	0	-100%
Other MCL	0	0	0%	0	0	0%	0	100%	0	0	0%	0%	0%	0	0	0	0	0%
Other Track 1	28	31	11%	29	26	-10%	-5	84%	3	5	67%	13%	28%	84	167	24	18	-25%
Other Track 3	13	13	0%	17	13	-24%	0	100%	9	11	22%	30%	30%	720	660	30	37	23%
Other Track 4	26	4	-85%	2	1	-50%	-3	25%	2	2	0%	7%	7%	89	600	29	30	3%
Personal Injury	31	38	23%	36	33	-8%	-5	87%	26	15	-42%	38%	22%	693	367	69	67	-3%
Prod Liability	2	2	0%	1	2	100%	0	100%	0	1		0%	33%	0	400	2	3	50%
Prof Malpractic	3	6	100%	4	11	175%	5	183%	5	4	-20%	36%	44%	1,500	800	14	9	-36%
PIP Coverage	1	0	-100%	1	1	0%	1	100%	0	0	0%	0%	0%	0	0	1	0	-100%
Real Property	6	4	-33%	3	7	133%	3	175%	4	2	-50%	50%	33%	686	400	8	6	-25%
Tort Other	17	14	-18%	15	23	53%	9	164%	9	4	-56%	36%	19%	514	200	25	21	-16%
Toxic Tort	0	1		1	2	100%	1	200%	0	0	0%	0%	0%	0	0	1	2	100%
UM/UIM Bod Inj	3	0	-100%	4	3	-25%	3	100%	4	1	-75%	57%	50%	800		7	2	-71%
Total	488	501	3%	485	471	-3%	-30	94%	159	139	-13%	27%	23%	298	257	586	598	2%

CIVIL BACKLOG SUMMARY BY CASETYPE

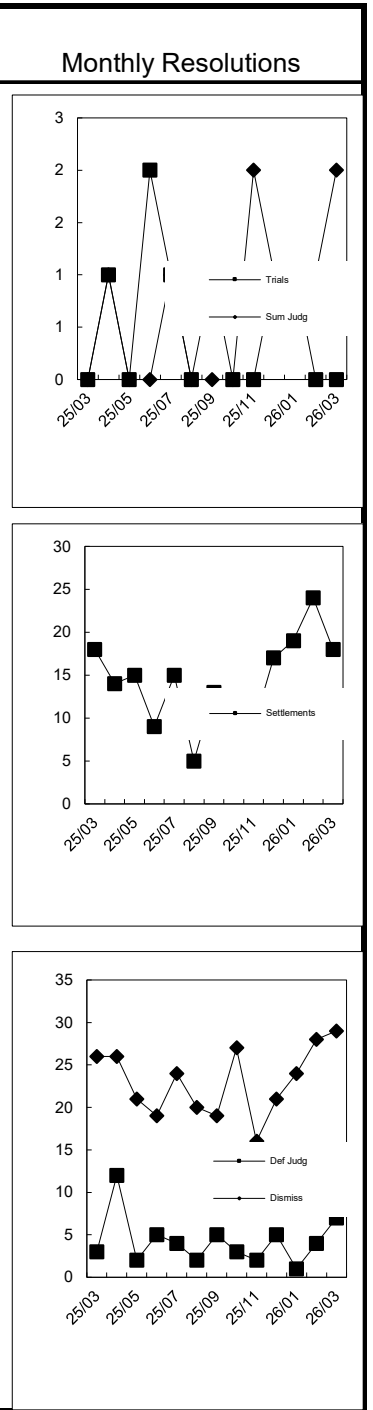
March 2026

HUNTERDON

	Cases in Backlog															
	Track 1					Track 2				Track 3			Track 4			Total Backlog
	12 to 18 months	18 to 24 months	24 to 36 months	over 36 months	Total Track 1	18 to 24 months	24 to 36 months	over 36 months	Total Track 2	24 to 36 months	over 36 months	Total Track 3	24 to 36 months	over 36 months	Total Track 4	
Act on Neg Inst	0	0	0	0	0	0	0	0	0	0	0	0	0	0	0	0
Asbestos	0	0	0	0	0	0	0	0	0	0	0	0	0	0	0	0
Assault & Bat	0	0	0	0	0	0	0	0	0	1	6	7	0	0	0	7
Auto - Pers Inj	0	0	0	0	0	17	11	3	31	0	0	0	0	0	0	31
Auto - Property	0	0	0	0	0	1	1	0	2	0	0	0	0	0	0	2
Book Account	0	0	0	0	0	0	0	0	0	0	0	0	0	0	0	0
Civil Rights	0	0	0	0	0	0	0	0	0	3	13	16	0	0	0	16
Complex Commerc	0	0	0	0	0	0	0	0	0	0	0	0	1	2	3	3
Condemnation	0	0	0	0	0	0	0	0	0	0	0	0	0	0	0	0
Construction	0	0	0	0	0	1	0	0	1	0	0	0	0	0	0	1
Contract/Commer	0	0	0	0	0	12	2	4	18	0	0	0	0	0	0	18
Employment	0	0	0	0	0	0	0	0	0	0	0	0	0	0	0	0
Lieu of P. Writ	0	0	0	0	0	0	0	0	0	0	0	0	1	2	3	3
Medical Malprac	0	0	0	0	0	0	0	0	0	3	10	13	0	0	0	13
Name Change	0	0	0	0	0	0	0	0	0	0	0	0	0	0	0	0
Other Insurance	0	0	0	0	0	0	0	0	0	0	0	0	0	0	0	0
Other MCL	0	0	0	0	0	0	0	0	0	0	0	0	0	0	0	0
Other Track 1	3	2	0	0	5	0	0	0	0	0	0	0	0	0	0	5
Other Track 3	0	0	0	0	0	0	0	0	0	8	3	11	0	0	0	11
Other Track 4	0	0	0	0	0	0	0	0	0	0	0	0	0	2	2	2
Personal Injury	0	0	0	0	0	8	3	4	15	0	0	0	0	0	0	15
Prod Liability	0	0	0	0	0	0	0	0	0	1	0	1	0	0	0	1
Prof Malpractic	0	0	0	0	0	0	0	0	0	3	1	4	0	0	0	4
PIP Coverage	0	0	0	0	0	0	0	0	0	0	0	0	0	0	0	0
Real Property	1	0	1	0	2	0	0	0	0	0	0	0	0	0	0	2
Tort Other	0	0	0	0	0	0	3	1	4	0	0	0	0	0	0	4
Toxic Tort	0	0	0	0	0	0	0	0	0	0	0	0	0	0	0	0
UM/UIM Bod Inj	0	0	0	0	0	0	0	1	1	0	0	0	0	0	0	1
Total	4	2	1	0	7	39	20	13	72	19	33	52	2	6	8	139

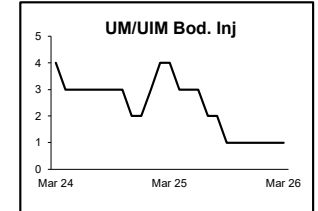
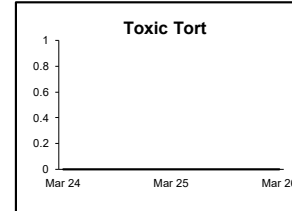
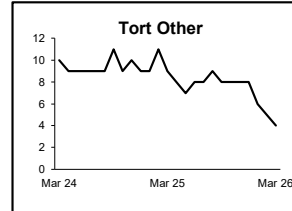
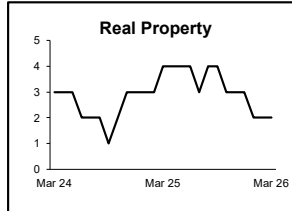
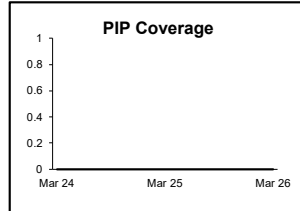
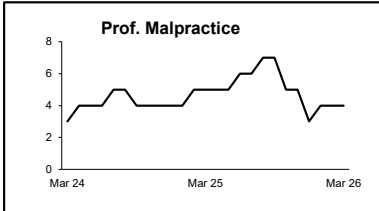
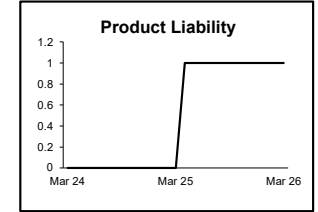
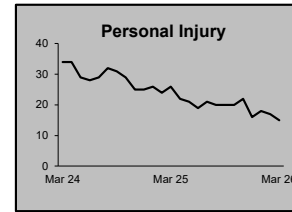
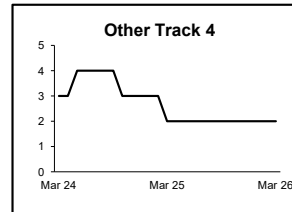
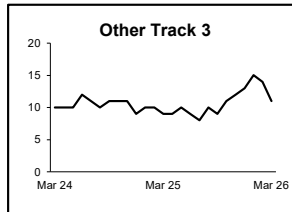
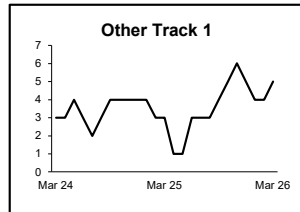
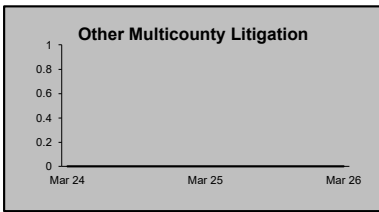
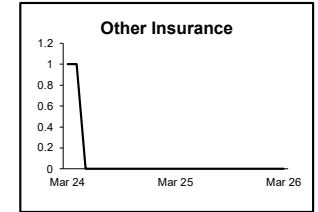
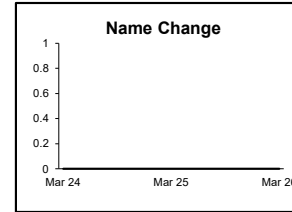
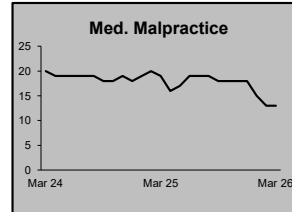
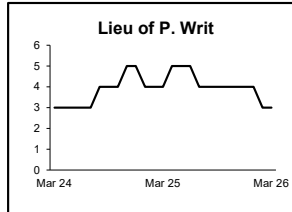
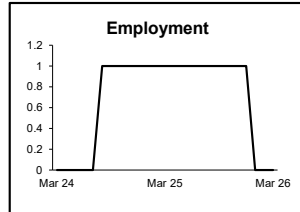
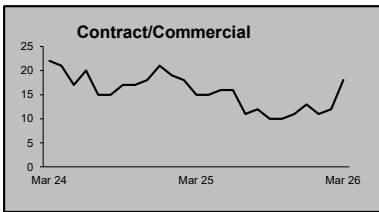
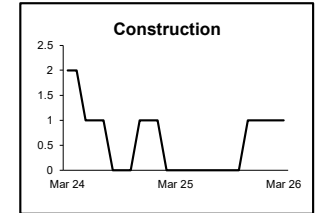
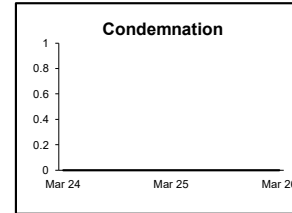
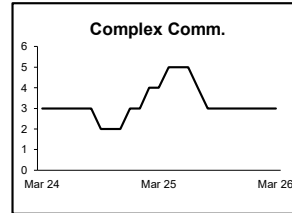
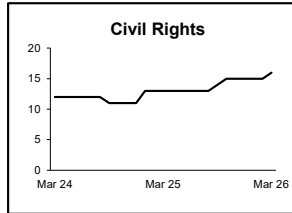
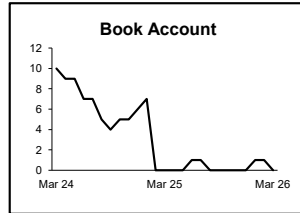
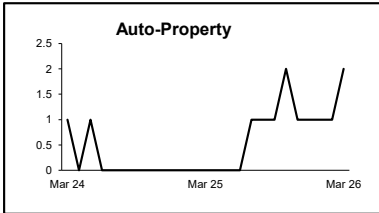
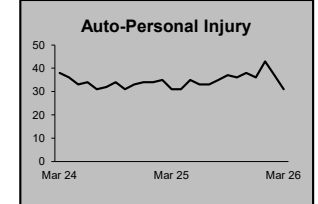
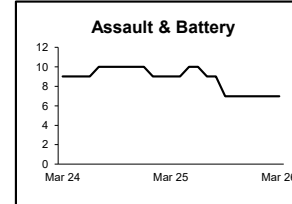
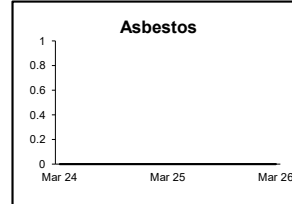
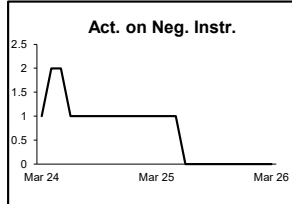
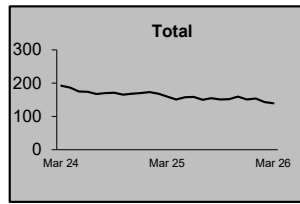
**CIVIL RESOLUTION SUMMARY BY CASETYPE
MARCH 2026
HUNTERDON**

	Trial			Summary	Default				Total	Percent resolved by					
	Jury	Nonjury	Total		Judgment	Settlement	Judgment	Dismiss		Other	Trial	Sum Jud	Settle	Default J	Dismiss
Act on Neg Inst	0	0	0	1	0	0	0	0	1	0%	100%	0%	0%	0%	0%
Asbestos	0	0	0	0	0	0	0	0	0	0%	0%	0%	0%	0%	0%
Assault & Bat	0	0	0	0	2	0	2	0	4	0%	0%	50%	0%	50%	0%
Auto - Pers Inj	0	0	0	0	26	0	39	5	70	0%	0%	37%	0%	56%	7%
Auto - Property	0	0	0	0	1	2	6	0	9	0%	0%	11%	22%	67%	0%
Book Account	0	0	0	1	20	18	31	4	74	0%	1%	27%	24%	42%	5%
Civil Rights	0	0	0	0	0	0	8	0	8	0%	0%	0%	0%	100%	0%
Complex Commerc	0	0	0	0	0	1	3	0	4	0%	0%	0%	25%	75%	0%
Condemnation	1	0	1	0	0	0	0	0	1	100%	0%	0%	0%	0%	0%
Construction	0	0	0	0	1	2	1	0	4	0%	0%	25%	50%	25%	0%
Contract/Commer	0	1	1	4	23	10	43	4	85	1%	5%	27%	12%	51%	5%
Employment	0	0	0	0	1	0	1	1	3	0%	0%	33%	0%	33%	33%
Lieu of P. Writ	0	0	0	1	1	0	7	0	9	0%	11%	11%	0%	78%	0%
Medical Malprac	1	0	1	0	3	0	8	0	12	8%	0%	25%	0%	67%	0%
Name Change	0	0	0	0	0	0	4	59	63	0%	0%	0%	0%	6%	94%
Other Insurance	0	0	0	0	0	0	2	0	2	0%	0%	0%	0%	100%	0%
Other MCL	0	0	0	0	0	0	0	0	0	0%	0%	0%	0%	0%	0%
Other Track 1	0	0	0	1	10	0	10	5	26	0%	4%	38%	0%	38%	19%
Other Track 3	0	0	0	0	9	0	3	1	13	0%	0%	69%	0%	23%	8%
Other Track 4	0	0	0	0	0	0	1	0	1	0%	0%	0%	0%	100%	0%
Personal Injury	0	0	0	0	19	0	10	4	33	0%	0%	58%	0%	30%	12%
Prod Liability	0	0	0	0	1	0	0	1	2	0%	0%	50%	0%	0%	50%
Prof Malpractic	1	0	1	0	6	0	3	1	11	9%	0%	55%	0%	27%	9%
PIP Coverage	0	0	0	0	0	0	1	0	1	0%	0%	0%	0%	100%	0%
Real Property	0	0	0	0	3	0	2	2	7	0%	0%	43%	0%	29%	29%
Tort Other	0	0	0	0	2	0	19	2	23	0%	0%	9%	0%	83%	9%
Toxic Tort	0	0	0	0	0	0	2	0	2	0%	0%	0%	0%	100%	0%
UM/UIM Bod Inj	0	0	0	0	1	0	2	0	3	0%	0%	33%	0%	67%	0%
Total	3	1	4	8	129	33	208	89	471	1%	2%	27%	7%	44%	19%



**CIVIL BACKLOG BY CASETYPE
MARCH 2026
HUNTERDON**

	Total	Backlog	% chg
Mar 24		192	
Mar 25		159	-17%
Mar 26		139	-13%



1) Casetypes with the state's largest backlogs are highlighted.

**CIVIL CASELOAD SUMMARY BY CASETYPE
MARCH 2026
MERCER**

	Filings			Resolutions			Clearance		Backlog			Backlog Percent		Backlog Per 100 Monthly Filings		Active Pending		
	Jul 2024 to Mar 2025	Jul 2025 to Mar 2026	percent change	Jul 2024 to Mar 2025	Jul 2025 to Mar 2026	percent change	Mar 2026		Mar 2025	Mar 2026	percent change	Mar 2025	Mar 2026	Mar 2025	Mar 2026	Mar 2025	Mar 2026	percent change
							number	percent										
Act on Neg Inst	2	2	0%	2	1	-50%	-1	50%	0	0	0%	0%	0%	0	0	1	2	100%
Asbestos	0	0	0%	0	0	0%	0	100%	0	0	0%	0%	0%	0	0	0	0	0%
Assault & Bat	9	3	-67%	8	14	75%	11	467%	86	79	-8%	87%	87%	9,382	13,543	99	91	-8%
Auto - Pers Inj	533	556	4%	433	518	20%	-38	93%	196	197	1%	22%	22%	327	315	872	911	4%
Auto - Property	30	22	-27%	43	30	-30%	8	136%	1	1	0%	4%	5%	31	35	26	19	-27%
Book Account	310	351	13%	275	312	13%	-39	89%	5	5	0%	3%	2%	15	14	199	231	16%
Civil Rights	42	38	-10%	36	50	39%	12	132%	51	51	0%	51%	59%	1,074	1,249	100	86	-14%
Complex Comm	3	19	533%	4	14	250%	-5	74%	12	6	-50%	60%	23%	3,600	327	20	26	30%
Condemnation	2	0	-100%	1	0	-100%	0	100%	1	2	100%	25%	50%	600		4	4	0%
Construction	10	10	0%	10	9	-10%	-1	90%	7	8	14%	30%	36%	560	686	23	22	-4%
Contract/Comm	267	335	25%	258	282	9%	-53	84%	35	38	9%	13%	11%	109	103	278	332	19%
Employment	15	13	-13%	12	10	-17%	-3	77%	3	2	-33%	18%	11%	189	126	17	18	6%
Lieu of P. Writ	17	13	-24%	15	17	13%	4	131%	0	2		0%	17%	0	160	19	12	-37%
Medical Malprac	26	33	27%	29	36	24%	3	109%	39	36	-8%	37%	33%	1,088	919	106	110	4%
Name Change	127	78	-39%	119	79	-34%	1	101%	0	0	0%	0%	0%	0	0	27	23	-15%
Other Insurance	14	12	-14%	19	13	-32%	1	108%	6	3	-50%	43%	27%	450	240	14	11	-21%
Other MCL	0	0	0%	0	0	0%	0	100%	0	0	0%	0%	0%	0	0	0	0	0%
Other Track 1	148	148	0%	145	167	15%	19	113%	41	40	-2%	29%	31%	247	231	141	127	-10%
Other Track 3	94	117	24%	114	117	3%	0	100%	70	91	30%	29%	36%	592	709	241	252	5%
Other Track 4	15	8	-47%	11	8	-27%	0	100%	7	8	14%	30%	33%	525	1,200	23	24	4%
Personal Injury	253	305	21%	269	247	-8%	-58	81%	199	216	9%	37%	35%	698	626	538	612	14%
Prod Liability	5	3	-40%	4	8	100%	5	267%	4	3	-25%	31%	38%	686	900	13	8	-38%
Prof Malpractic	23	18	-22%	20	19	-5%	1	106%	17	15	-12%	30%	31%	618	857	56	49	-13%
PIP Coverage	1	2	100%	4	3	-25%	1	150%	0	0	0%	0%	0%	0	0	1	1	0%
Real Property	9	9	0%	8	3	-63%	-6	33%	0	0	0%	0%	0%	0	0	4	9	125%
Tort Other	53	91	72%	46	81	76%	-10	89%	56	46	-18%	49%	38%	988	442	114	122	7%
Toxic Tort	3	1	-67%	2	2	0%	1	200%	2	1	-50%	50%	33%	800	1,200	4	3	-25%
UM/UIM Bod Inj	42	43	2%	37	41	11%	-2	95%	15	19	27%	23%	27%	333	393	64	71	11%
Total	2,053	2,230	9%	1,924	2,081	8%	-149	93%	853	869	2%	28%	27%	369	350	3,004	3,176	6%

CIVIL BACKLOG SUMMARY BY CASETYPE

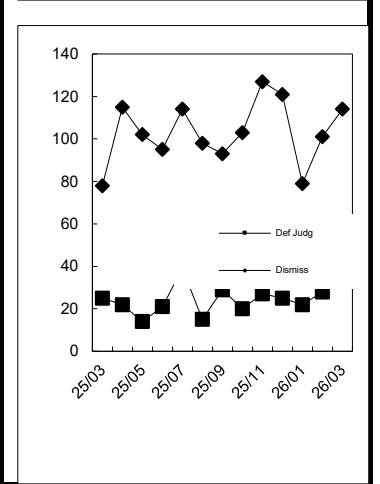
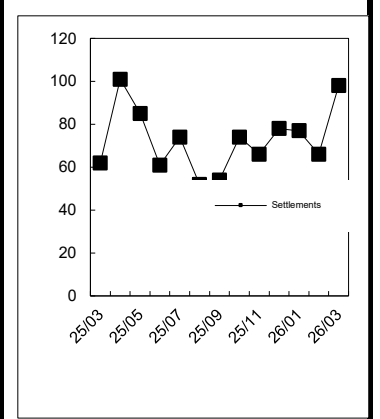
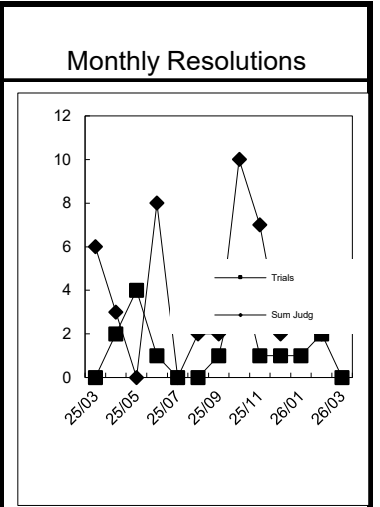
March 2026

MERCER

	Cases in Backlog															
	Track 1					Track 2				Track 3			Track 4			Total Backlog
	12 to 18 months	18 to 24 months	24 to 36 months	over 36 months	Total Track 1	18 to 24 months	24 to 36 months	over 36 months	Total Track 2	24 to 36 months	over 36 months	Total Track 3	24 to 36 months	over 36 months	Total Track 4	
Act on Neg Inst	0	0	0	0	0	0	0	0	0	0	0	0	0	0	0	0
Asbestos	0	0	0	0	0	0	0	0	0	0	0	0	0	0	0	0
Assault & Bat	0	0	0	0	0	0	0	0	0	5	74	79	0	0	0	79
Auto - Pers Inj	0	0	0	0	0	86	69	42	197	0	0	0	0	0	0	197
Auto - Property	0	0	0	0	0	0	1	0	1	0	0	0	0	0	0	1
Book Account	1	0	0	0	1	2	1	1	4	0	0	0	0	0	0	5
Civil Rights	0	0	0	0	0	0	0	0	0	9	42	51	0	0	0	51
Complex Commerc	0	0	0	0	0	0	0	0	0	0	0	0	3	3	6	6
Condemnation	0	0	0	0	0	0	0	0	0	1	1	2	0	0	0	2
Construction	0	0	0	0	0	2	2	4	8	0	0	0	0	0	0	8
Contract/Commer	0	0	0	0	0	21	6	10	37	1	0	1	0	0	0	38
Employment	0	0	0	0	0	0	0	2	2	0	0	0	0	0	0	2
Lieu of P. Writ	0	0	0	0	0	0	0	0	0	0	0	0	2	0	2	2
Medical Malprac	0	0	0	0	0	0	0	0	0	15	21	36	0	0	0	36
Name Change	0	0	0	0	0	0	0	0	0	0	0	0	0	0	0	0
Other Insurance	0	0	0	0	0	0	2	0	2	0	0	0	0	1	1	3
Other MCL	0	0	0	0	0	0	0	0	0	0	0	0	0	0	0	0
Other Track 1	0	1	5	2	8	4	5	2	11	1	19	20	0	1	1	40
Other Track 3	0	0	0	0	0	0	0	0	0	45	46	91	0	0	0	91
Other Track 4	0	0	0	0	0	0	0	0	0	0	0	0	1	7	8	8
Personal Injury	0	0	0	0	0	59	54	33	146	1	69	70	0	0	0	216
Prod Liability	0	0	0	0	0	0	0	0	0	2	1	3	0	0	0	3
Prof Malpractic	0	0	0	0	0	0	0	0	0	9	6	15	0	0	0	15
PIP Coverage	0	0	0	0	0	0	0	0	0	0	0	0	0	0	0	0
Real Property	0	0	0	0	0	0	0	0	0	0	0	0	0	0	0	0
Tort Other	0	0	0	0	0	5	3	3	11	0	35	35	0	0	0	46
Toxic Tort	0	0	0	0	0	0	0	0	0	0	1	1	0	0	0	1
UM/UIM Bod Inj	0	0	0	0	0	8	8	3	19	0	0	0	0	0	0	19
Total	1	1	5	2	9	187	151	100	438	89	315	404	6	12	18	869

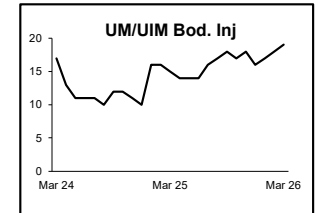
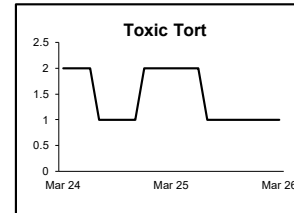
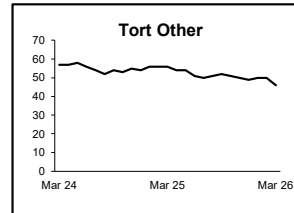
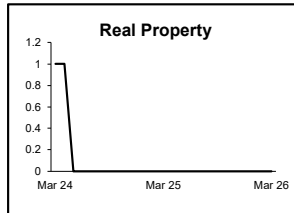
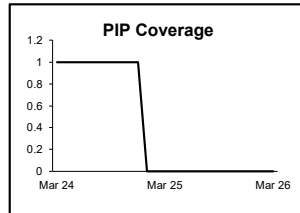
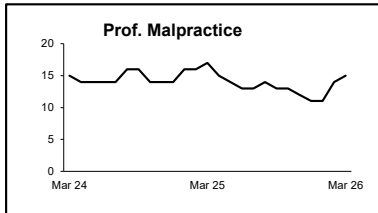
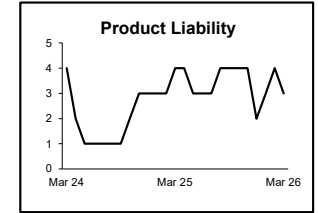
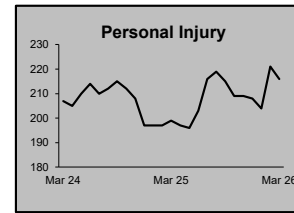
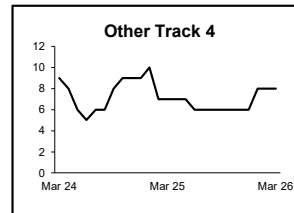
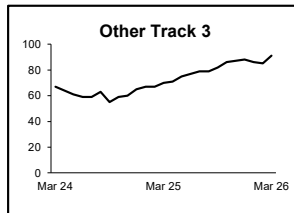
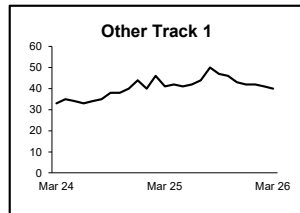
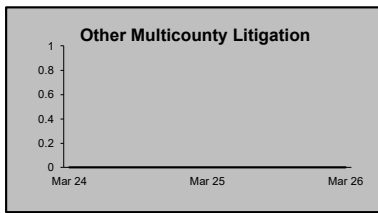
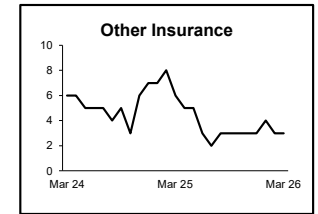
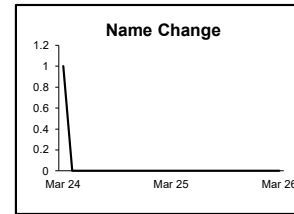
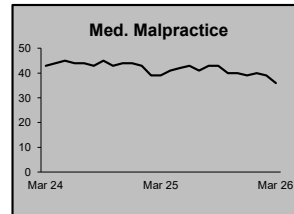
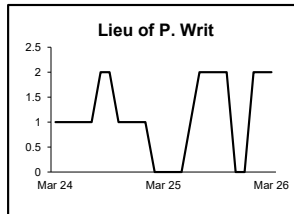
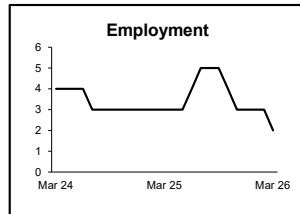
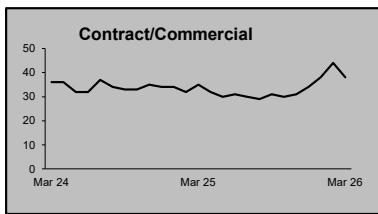
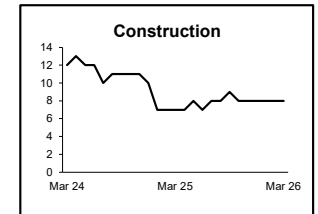
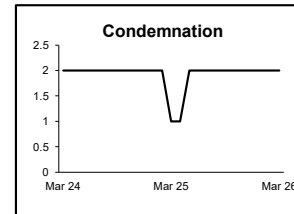
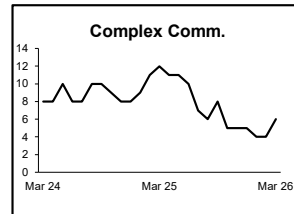
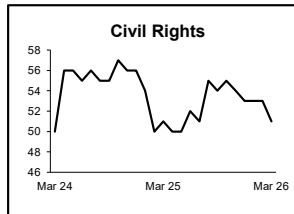
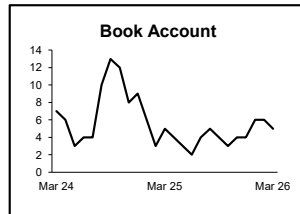
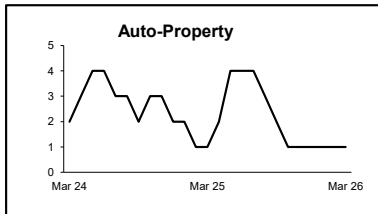
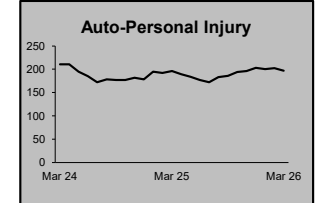
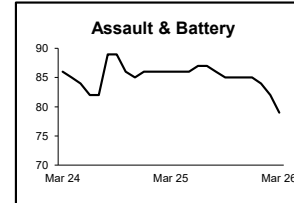
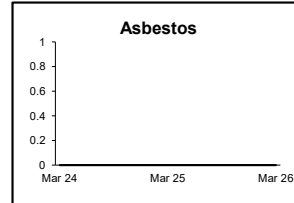

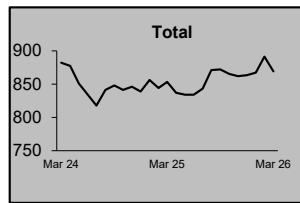
**CIVIL RESOLUTION SUMMARY BY CASETYPE
MARCH 2026
MERCER**

	Trial			Summary					Total	Percent resolved by					
	Jury	Nonjury	Total	Judgment	Settlement	Default Judgment	Dismiss	Other		Trial	Sum Jud	Settle	Default J	Dismiss	Other
Act on Neg Inst	0	0	0	0	0	1	0	0	1	0%	0%	0%	100%	0%	0%
Asbestos	0	0	0	0	0	0	0	0	0	0%	0%	0%	0%	0%	0%
Assault & Bat	0	0	0	0	9	0	5	0	14	0%	0%	64%	0%	36%	0%
Auto - Pers Inj	5	0	5	5	221	6	266	15	518	1%	1%	43%	1%	51%	3%
Auto - Property	0	0	0	0	12	9	9	0	30	0%	0%	40%	30%	30%	0%
Book Account	0	0	0	5	65	132	103	7	312	0%	2%	21%	42%	33%	2%
Civil Rights	0	0	0	2	11	1	31	5	50	0%	4%	22%	2%	62%	10%
Complex Commerc	0	0	0	0	5	0	6	3	14	0%	0%	36%	0%	43%	21%
Condemnation	0	0	0	0	0	0	0	0	0	0%	0%	0%	0%	0%	0%
Construction	0	1	1	0	3	1	2	2	9	11%	0%	33%	11%	22%	22%
Contract/Commer	0	0	0	4	59	71	133	15	282	0%	1%	21%	25%	47%	5%
Employment	0	0	0	2	1	2	4	1	10	0%	20%	10%	20%	40%	10%
Lieu of P. Writ	0	1	1	0	0	0	15	1	17	6%	0%	0%	0%	88%	6%
Medical Malprac	0	0	0	3	21	0	11	1	36	0%	8%	58%	0%	31%	3%
Name Change	0	0	0	0	0	0	6	73	79	0%	0%	0%	0%	8%	92%
Other Insurance	0	0	0	1	3	0	7	2	13	0%	8%	23%	0%	54%	15%
Other MCL	0	0	0	0	0	0	0	0	0	0%	0%	0%	0%	0%	0%
Other Track 1	0	0	0	1	26	8	102	30	167	0%	1%	16%	5%	61%	18%
Other Track 3	0	0	0	1	51	1	46	18	117	0%	1%	44%	1%	39%	15%
Other Track 4	0	0	0	0	2	1	4	1	8	0%	0%	25%	13%	50%	13%
Personal Injury	1	0	1	7	108	8	104	19	247	0%	3%	44%	3%	42%	8%
Prod Liability	0	0	0	0	3	0	3	2	8	0%	0%	38%	0%	38%	25%
Prof Malpractic	1	0	1	0	8	1	9	0	19	5%	0%	42%	5%	47%	0%
PIP Coverage	0	0	0	0	0	0	3	0	3	0%	0%	0%	0%	100%	0%
Real Property	0	0	0	0	0	0	3	0	3	0%	0%	0%	0%	100%	0%
Tort Other	0	1	1	0	14	4	55	7	81	1%	0%	17%	5%	68%	9%
Toxic Tort	0	0	0	0	1	0	1	0	2	0%	0%	50%	0%	50%	0%
UM/UIM Bod Inj	1	0	1	1	16	1	22	0	41	2%	2%	39%	2%	54%	0%
Total	8	3	11	32	639	247	950	202	2,081	1%	2%	31%	12%	46%	10%



**CIVIL BACKLOG BY CASETYPE
MARCH 2026
MERCER**

	Total	Backlog	% chg
Mar 24		882	
Mar 25		853	-3%
Mar 26		869	2%



1) Casetypes with the state's largest backlogs are highlighted.

**CIVIL CASELOAD SUMMARY BY CASETYPE
MARCH 2026
MIDDLESEX**

	Filings			Resolutions			Clearance		Backlog			Backlog Percent		Backlog Per 100 Monthly Filings		Active Pending		
	Jul 2024 to Mar 2025	Jul 2025 to Mar 2026	percent change	Jul 2024 to Mar 2025	Jul 2025 to Mar 2026	percent change	Mar 2026		Mar 2025	Mar 2026	percent change	Mar 2025	Mar 2026	Mar 2025	Mar 2026	Mar 2025	Mar 2026	percent change
							number	percent										
Act on Neg Inst	11	3	-73%	12	4	-67%	1	133%	0	0	0%	0%	0%	0	0	4	2	-50%
Asbestos	89	113	27%	161	78	-52%	-35	69%	372	376	1%	62%	60%	3,848	3,069	599	627	5%
Assault & Bat	16	14	-13%	18	10	-44%	-4	71%	25	21	-16%	51%	40%	1,500	1,326	49	52	6%
Auto - Pers Inj	2,252	2,560	14%	2,256	2,272	1%	-288	89%	886	968	9%	22%	23%	348	342	3,952	4,276	8%
Auto - Property	69	58	-16%	69	62	-10%	4	107%	6	5	-17%	9%	8%	83	78	69	64	-7%
Book Account	679	786	16%	570	730	28%	-56	93%	19	17	-11%	4%	3%	27	20	444	500	13%
Civil Rights	18	29	61%	26	28	8%	-1	97%	15	21	40%	31%	47%	529	681	49	45	-8%
Complex Comm	25	29	16%	18	21	17%	-8	72%	23	31	35%	40%	39%	952	1,033	58	80	38%
Condemnation	25	10	-60%	27	8	-70%	-2	80%	1	2	100%	7%	18%	34	171	15	11	-27%
Construction	20	30	50%	17	21	24%	-9	70%	6	11	83%	17%	27%	257	330	36	41	14%
Contract/Comm	757	809	7%	753	784	4%	-25	97%	50	65	30%	7%	9%	61	74	691	732	6%
Employment	29	29	0%	26	32	23%	3	110%	10	6	-40%	28%	18%	324	176	36	33	-8%
Lieu of P. Writ	12	24	100%	29	23	-21%	-1	96%	6	6	0%	21%	18%	360	206	28	34	21%
Medical Malprac	66	67	2%	97	75	-23%	8	112%	136	120	-12%	54%	49%	1,855	1,582	254	247	-3%
Name Change	268	217	-19%	210	247	18%	30	114%	0	0	0%	0%	0%	0	0	89	66	-26%
Other Insurance	43	63	47%	31	39	26%	-24	62%	4	7	75%	13%	13%	91	118	32	54	69%
Other MCL	32	295	822%	164	2,165	>999%	1870	734%	3,842	2,461	-36%	100%	90%	124,605	9,910	3,857	2,730	-29%
Other Track 1	240	247	3%	259	211	-19%	-36	85%	14	21	50%	9%	11%	52	75	163	186	14%
Other Track 3	211	224	6%	212	225	6%	1	100%	46	51	11%	13%	14%	204	198	343	358	4%
Other Track 4	25	16	-36%	9	11	22%	-5	69%	12	13	8%	29%	27%	497	600	41	48	17%
Personal Injury	738	880	19%	806	739	-8%	-141	84%	413	403	-2%	28%	26%	504	425	1,451	1,561	8%
Prod Liability	28	980	>999%	28	105	275%	-875	11%	28	31	11%	43%	54%	1,018	35	65	57	-12%
Prof Malpractic	34	24	-29%	33	25	-24%	1	104%	16	20	25%	21%	27%	400	750	75	73	-3%
PIP Coverage	10	16	60%	10	12	20%	-4	75%	3	1	-67%	30%	10%	277	71	10	10	0%
Real Property	20	14	-30%	23	14	-39%	0	100%	2	3	50%	14%	27%	83	171	14	11	-21%
Tort Other	94	105	12%	98	101	3%	-4	96%	20	21	5%	15%	17%	175	181	131	124	-5%
Toxic Tort	1	2	100%	2	4	100%	2	200%	3	3	0%	38%	50%	3,600	1,800	8	6	-25%
UM/UIM Bod Inj	145	168	16%	160	151	-6%	-17	90%	55	43	-22%	25%	19%	347	245	222	224	1%
Total	5,957	7,812	31%	6,124	8,197	34%	385	105%	6,013	4,727	-21%	47%	39%	914	569	12,785	12,252	-4%

CIVIL BACKLOG SUMMARY BY CASETYPE

March 2026

MIDDLESEX

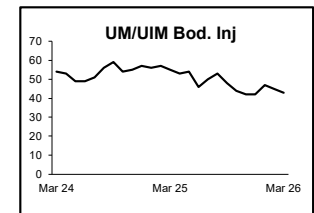
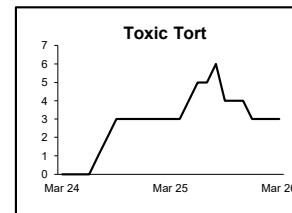
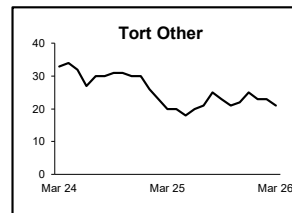
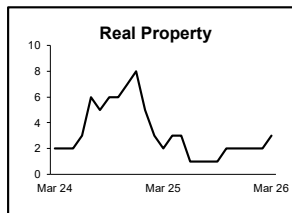
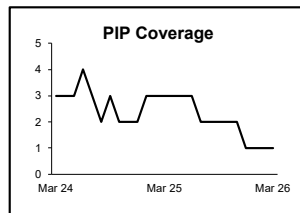
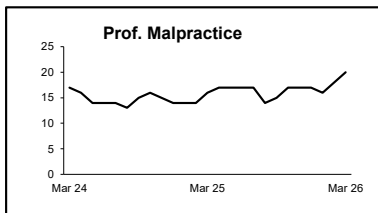
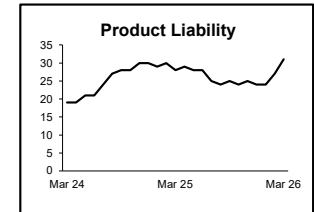
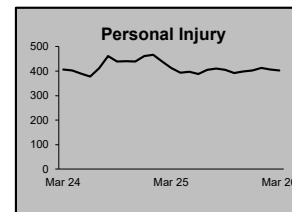
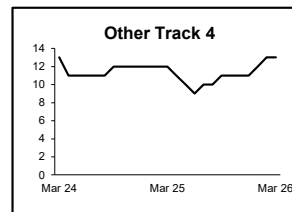
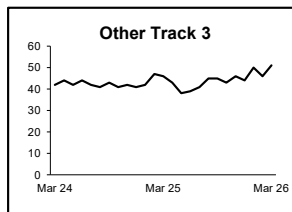
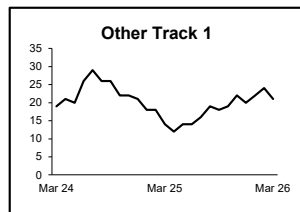
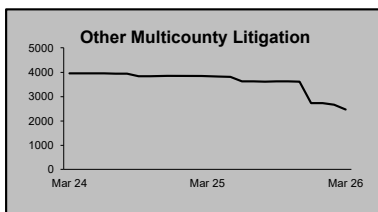
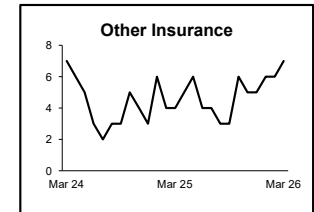
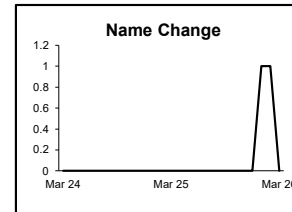
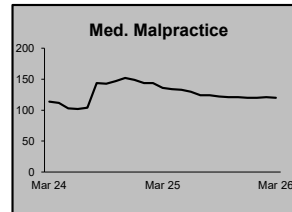
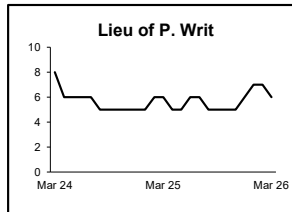
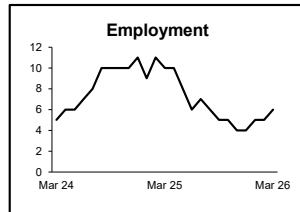
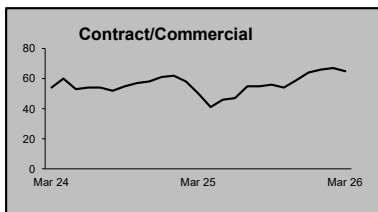
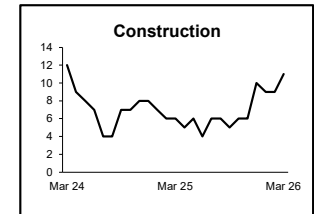
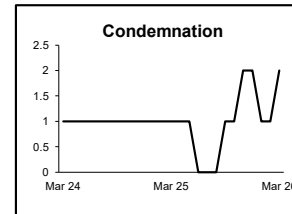
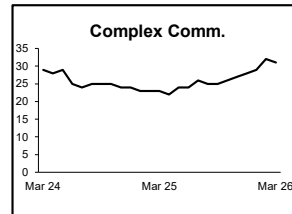
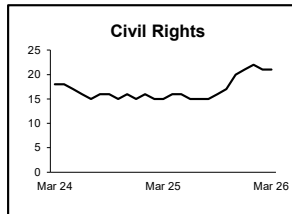
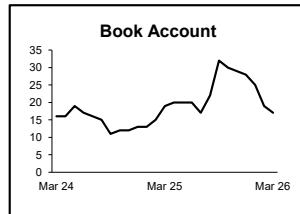
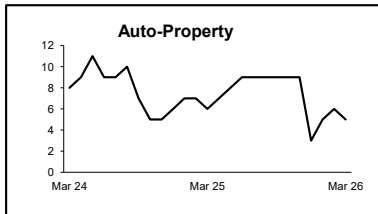
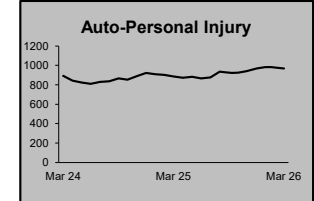
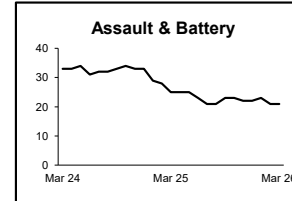
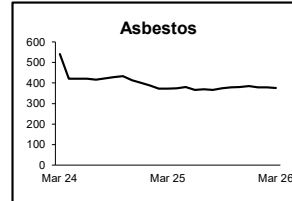
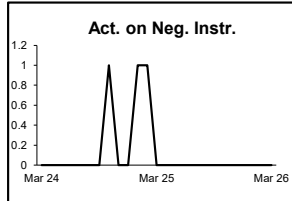
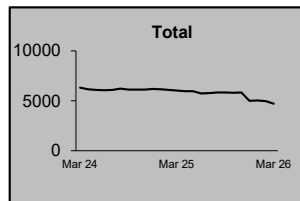
	Cases in Backlog															
	Track 1					Track 2				Track 3			Track 4			Total Backlog
	12 to 18 months	18 to 24 months	24 to 36 months	over 36 months	Total Track 1	18 to 24 months	24 to 36 months	over 36 months	Total Track 2	24 to 36 months	over 36 months	Total Track 3	24 to 36 months	over 36 months	Total Track 4	
Act on Neg Inst	0	0	0	0	0	0	0	0	0	0	0	0	0	0	0	0
Asbestos	0	0	0	0	0	0	0	0	0	0	0	0	106	270	376	376
Assault & Bat	0	0	0	0	0	0	0	0	0	5	16	21	0	0	0	21
Auto - Pers Inj	0	0	0	0	0	486	387	95	968	0	0	0	0	0	0	968
Auto - Property	0	0	0	0	0	4	1	0	5	0	0	0	0	0	0	5
Book Account	10	4	3	0	17	0	0	0	0	0	0	0	0	0	0	17
Civil Rights	0	0	0	0	0	0	0	0	0	9	12	21	0	0	0	21
Complex Commerc	0	0	0	0	0	0	0	0	0	0	0	0	11	20	31	31
Condemnation	0	0	0	0	0	0	0	0	0	2	0	2	0	0	0	2
Construction	0	0	0	0	0	5	3	3	11	0	0	0	0	0	0	11
Contract/Commer	0	0	0	0	0	41	19	5	65	0	0	0	0	0	0	65
Employment	0	0	0	0	0	3	2	1	6	0	0	0	0	0	0	6
Lieu of P. Writ	0	0	0	0	0	0	0	0	0	0	0	0	3	3	6	6
Medical Malprac	0	0	0	0	0	0	0	0	0	39	81	120	0	0	0	120
Name Change	0	0	0	0	0	0	0	0	0	0	0	0	0	0	0	0
Other Insurance	6	0	1	0	7	0	0	0	0	0	0	0	0	0	0	7
Other MCL	0	0	0	0	0	0	0	0	0	0	0	0	5	2,456	2,461	2,461
Other Track 1	14	3	3	0	20	1	0	0	1	0	0	0	0	0	0	21
Other Track 3	0	0	0	0	0	0	0	0	0	41	10	51	0	0	0	51
Other Track 4	0	0	0	0	0	0	0	0	0	0	0	0	5	8	13	13
Personal Injury	0	0	0	0	0	191	168	43	402	0	1	1	0	0	0	403
Prod Liability	0	0	0	0	0	0	0	0	0	14	17	31	0	0	0	31
Prof Malpractic	0	0	0	0	0	0	0	0	0	13	7	20	0	0	0	20
PIP Coverage	1	0	0	0	1	0	0	0	0	0	0	0	0	0	0	1
Real Property	2	0	1	0	3	0	0	0	0	0	0	0	0	0	0	3
Tort Other	0	0	0	0	0	6	8	7	21	0	0	0	0	0	0	21
Toxic Tort	0	0	0	0	0	0	0	0	0	1	2	3	0	0	0	3
UM/UIM Bod Inj	0	0	0	0	0	20	15	8	43	0	0	0	0	0	0	43
Total	33	7	8	0	48	757	603	162	1,522	124	146	270	130	2,757	2,887	4,727

**CIVIL RESOLUTION SUMMARY BY CASETYPE
MARCH 2026
MIDDLESEX**

	Trial			Summary	Default					Total	Percent resolved by						Monthly Resolutions
	Jury	Nonjury	Total		Judgment	Settlement	Judgment	Dismiss	Other		Trial	Sum Jud	Settle	Default J	Dismiss	Other	
Act on Neg Inst	0	0	0	1	0	2	1	0	4	0%	25%	0%	50%	25%	0%		
Asbestos	0	0	0	0	73	0	5	0	78	0%	0%	94%	0%	6%	0%		
Assault & Bat	1	0	1	0	5	0	3	1	10	10%	0%	50%	0%	30%	10%		
Auto - Pers Inj	30	0	30	6	669	7	1,465	95	2,272	1%	0%	29%	0%	64%	4%		
Auto - Property	0	0	0	1	10	13	37	1	62	0%	2%	16%	21%	60%	2%		
Book Account	0	0	0	22	135	227	324	22	730	0%	3%	18%	31%	44%	3%		
Civil Rights	0	0	0	0	2	0	17	9	28	0%	0%	7%	0%	61%	32%		
Complex Commerc	0	0	0	0	1	0	14	6	21	0%	0%	5%	0%	67%	29%		
Condemnation	0	0	0	5	1	0	2	0	8	0%	63%	13%	0%	25%	0%		
Construction	0	0	0	1	4	3	13	0	21	0%	5%	19%	14%	62%	0%		
Contract/Commer	0	6	6	27	104	198	419	30	784	1%	3%	13%	25%	53%	4%		
Employment	0	1	1	0	8	0	17	6	32	3%	0%	25%	0%	53%	19%		
Lieu of P. Writ	0	3	3	0	2	0	14	4	23	13%	0%	9%	0%	61%	17%		
Medical Malprac	5	0	5	0	38	0	26	6	75	7%	0%	51%	0%	35%	8%		
Name Change	0	0	0	0	0	0	15	232	247	0%	0%	0%	0%	6%	94%		
Other Insurance	0	0	0	3	4	1	21	10	39	0%	8%	10%	3%	54%	26%		
Other MCL	0	0	0	0	0	0	1,182	983	2,165	0%	0%	0%	0%	55%	45%		
Other Track 1	0	2	2	12	41	18	108	30	211	1%	6%	19%	9%	51%	14%		
Other Track 3	0	0	0	0	68	0	127	30	225	0%	0%	30%	0%	56%	13%		
Other Track 4	0	0	0	0	1	2	7	1	11	0%	0%	9%	18%	64%	9%		
Personal Injury	9	0	9	3	285	3	377	62	739	1%	0%	39%	0%	51%	8%		
Prod Liability	0	0	0	0	6	0	41	58	105	0%	0%	6%	0%	39%	55%		
Prof Malpractic	0	0	0	0	14	1	8	2	25	0%	0%	56%	4%	32%	8%		
PIP Coverage	0	0	0	0	5	0	7	0	12	0%	0%	42%	0%	58%	0%		
Real Property	0	0	0	0	0	1	12	1	14	0%	0%	0%	7%	86%	7%		
Tort Other	0	0	0	1	18	11	63	8	101	0%	1%	18%	11%	62%	8%		
Toxic Tort	0	0	0	1	0	0	2	1	4	0%	25%	0%	0%	50%	25%		
UM/UIM Bod Inj	2	0	2	0	31	1	105	12	151	1%	0%	21%	1%	70%	8%		
Total	47	12	59	83	1,525	488	4,432	1,610	8,197	1%	1%	19%	6%	54%	20%		

**CIVIL BACKLOG BY CASETYPE
MARCH 2026
MIDDLESEX**

	Total	Backlog	% chg
Mar 24		6,302	
Mar 25		6,013	-5%
Mar 26		4,727	-21%



1) Casetypes with the state's largest backlogs are highlighted.

**CIVIL CASELOAD SUMMARY BY CASETYPE
MARCH 2026
MONMOUTH**

	Filings			Resolutions			Clearance		Backlog			Backlog Percent		Backlog Per 100 Monthly Filings		Active Pending		
	Jul 2024 to Mar 2025	Jul 2025 to Mar 2026	percent change	Jul 2024 to Mar 2025	Jul 2025 to Mar 2026	percent change	Mar 2026		Mar 2025	Mar 2026	percent change	Mar 2025	Mar 2026	Mar 2025	Mar 2026	Mar 2025	Mar 2026	percent change
							number	percent										
Act on Neg Inst	5	4	-20%	4	5	25%	1	125%	2	0	-100%	29%	0%	267	0	7	3	-57%
Asbestos	0	0	0%	0	0	0%	0	100%	0	0	0%	0%	0%	0	0	0	0	0%
Assault & Bat	13	5	-62%	26	14	-46%	9	280%	6	5	-17%	27%	26%	480	750	22	19	-14%
Auto - Pers Inj	922	969	5%	814	904	11%	-65	93%	267	217	-19%	18%	14%	261	196	1,503	1,530	2%
Auto - Property	35	39	11%	38	32	-16%	-7	82%	6	2	-67%	17%	5%	153	51	35	37	6%
Book Account	499	598	20%	468	537	15%	-61	90%	19	9	-53%	6%	2%	35	14	331	381	15%
Civil Rights	19	20	5%	12	19	58%	-1	95%	8	14	75%	26%	35%	417	700	31	40	29%
Complex Comm	21	17	-19%	22	24	9%	7	141%	10	7	-30%	27%	50%	462	350	37	14	-62%
Condemnation	18	8	-56%	10	16	60%	8	200%	3	1	-67%	13%	7%	150	80	24	15	-38%
Construction	34	26	-24%	25	37	48%	11	142%	11	9	-18%	22%	20%	307	263	49	45	-8%
Contract/Comm	668	607	-9%	623	612	-2%	5	101%	72	73	1%	12%	11%	101	107	621	650	5%
Employment	16	11	-31%	9	12	33%	1	109%	3	1	-67%	17%	7%	189	75	18	15	-17%
Lieu of P. Writ	38	35	-8%	30	43	43%	8	123%	3	2	-33%	5%	5%	80	55	55	42	-24%
Medical Malprac	60	67	12%	78	65	-17%	-2	97%	73	83	14%	37%	40%	1,123	1,060	199	210	6%
Name Change	192	148	-23%	181	142	-22%	-6	96%	0	0	0%	0%	0%	0	0	60	46	-23%
Other Insurance	29	55	90%	21	35	67%	-20	64%	8	5	-38%	32%	12%	274	98	25	42	68%
Other MCL	0	0	0%	0	0	0%	0	100%	0	0	0%	0%	0%	0	0	0	0	0%
Other Track 1	242	241	0%	227	209	-8%	-32	87%	25	11	-56%	15%	7%	98	42	168	163	-3%
Other Track 3	103	141	37%	109	131	20%	-10	93%	37	48	30%	16%	20%	288	322	230	240	4%
Other Track 4	54	12	-78%	13	15	15%	3	125%	25	20	-20%	26%	25%	484	1,500	95	80	-16%
Personal Injury	464	483	4%	401	440	10%	-43	91%	200	203	2%	23%	24%	386	389	871	859	-1%
Prod Liability	11	4	-64%	10	7	-30%	3	175%	11	9	-18%	42%	41%	1,015	1,543	26	22	-15%
Prof Malpractic	22	35	59%	36	30	-17%	-5	86%	27	17	-37%	36%	20%	1,045	453	76	86	13%
PIP Coverage	5	2	-60%	7	3	-57%	1	150%	0	0	0%	0%	0%	0	0	2	1	-50%
Real Property	11	13	18%	22	7	-68%	-6	54%	5	3	-40%	45%	30%	316	225	11	10	-9%
Tort Other	86	101	17%	101	103	2%	2	102%	28	29	4%	22%	21%	275	238	125	136	9%
Toxic Tort	0	1		1	0	-100%	-1	0%	0	0	0%	0%	0%	0	0	0	1	
UM/UIM Bod Inj	55	64	16%	43	60	40%	-4	94%	15	6	-60%	20%	7%	247	82	74	81	9%
Total	3,622	3,706	2%	3,331	3,502	5%	-204	94%	864	774	-10%	18%	16%	218	188	4,695	4,768	2%

CIVIL BACKLOG SUMMARY BY CASETYPE

March 2026

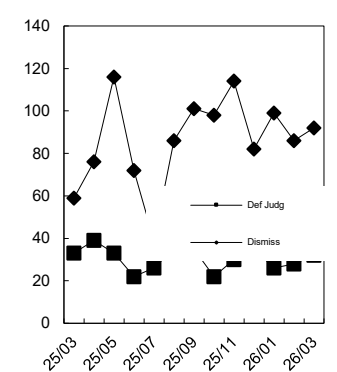
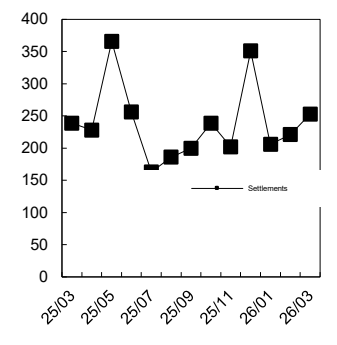
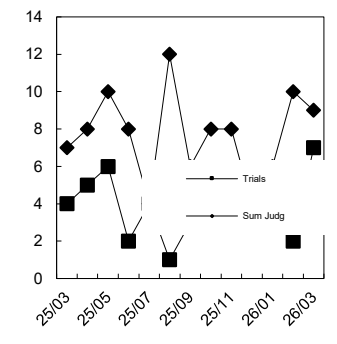
MONMOUTH

	Cases in Backlog															
	Track 1					Track 2				Track 3			Track 4			Total Backlog
	12 to 18 months	18 to 24 months	24 to 36 months	over 36 months	Total Track 1	18 to 24 months	24 to 36 months	over 36 months	Total Track 2	24 to 36 months	over 36 months	Total Track 3	24 to 36 months	over 36 months	Total Track 4	
Act on Neg Inst	0	0	0	0	0	0	0	0	0	0	0	0	0	0	0	0
Asbestos	0	0	0	0	0	0	0	0	0	0	0	0	0	0	0	0
Assault & Bat	0	0	0	0	0	0	0	0	0	2	3	5	0	0	0	0
Auto - Pers Inj	0	0	0	0	0	123	82	12	217	0	0	0	0	0	0	217
Auto - Property	0	0	0	0	0	2	0	0	2	0	0	0	0	0	0	2
Book Account	9	0	0	0	9	0	0	0	0	0	0	0	0	0	0	9
Civil Rights	0	0	0	0	0	0	0	0	0	8	6	14	0	0	0	14
Complex Commerc	0	0	0	0	0	0	0	0	0	0	0	0	6	1	7	7
Condemnation	0	0	0	0	0	0	0	0	0	0	1	1	0	0	0	1
Construction	0	0	0	0	0	5	3	1	9	0	0	0	0	0	0	9
Contract/Commer	0	0	0	0	0	36	27	10	73	0	0	0	0	0	0	73
Employment	0	0	0	0	0	0	1	0	1	0	0	0	0	0	0	1
Lieu of P. Writ	0	0	0	0	0	0	0	0	0	0	0	0	1	1	2	2
Medical Malprac	0	0	0	0	0	0	0	0	0	49	34	83	0	0	0	83
Name Change	0	0	0	0	0	0	0	0	0	0	0	0	0	0	0	0
Other Insurance	1	2	2	0	5	0	0	0	0	0	0	0	0	0	0	5
Other MCL	0	0	0	0	0	0	0	0	0	0	0	0	0	0	0	0
Other Track 1	6	2	0	2	10	0	0	0	0	1	0	1	0	0	0	11
Other Track 3	0	0	0	0	0	0	0	0	0	37	11	48	0	0	0	48
Other Track 4	0	0	0	0	0	0	0	0	0	0	0	0	6	14	20	20
Personal Injury	0	0	0	0	0	110	71	22	203	0	0	0	0	0	0	203
Prod Liability	0	0	0	0	0	0	0	0	0	4	5	9	0	0	0	9
Prof Malpractic	0	0	0	0	0	0	0	0	0	12	5	17	0	0	0	17
PIP Coverage	0	0	0	0	0	0	0	0	0	0	0	0	0	0	0	0
Real Property	1	1	1	0	3	0	0	0	0	0	0	0	0	0	0	3
Tort Other	0	0	0	0	0	15	10	4	29	0	0	0	0	0	0	29
Toxic Tort	0	0	0	0	0	0	0	0	0	0	0	0	0	0	0	0
UM/UIM Bod Inj	0	0	0	0	0	4	1	1	6	0	0	0	0	0	0	6
Total	17	5	3	2	27	295	195	50	540	113	65	178	13	16	29	774

**CIVIL RESOLUTION SUMMARY BY CASETYPE
MARCH 2026
MONMOUTH**

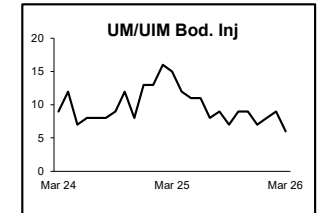
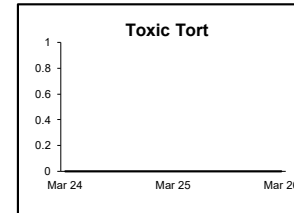
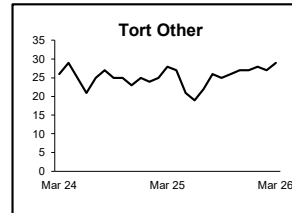
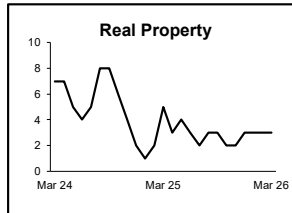
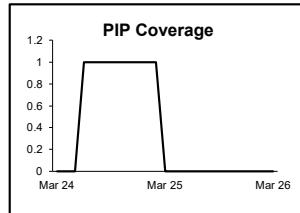
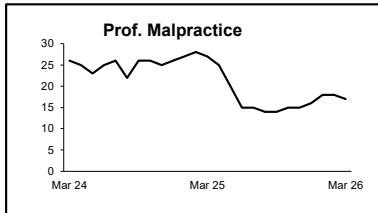
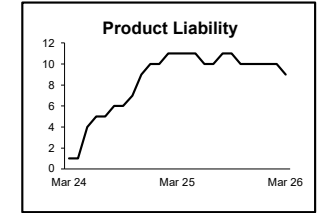
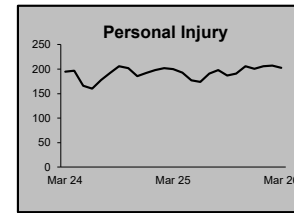
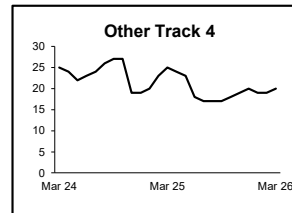
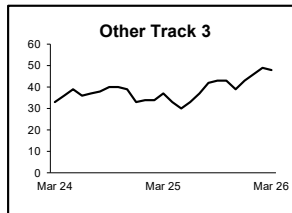
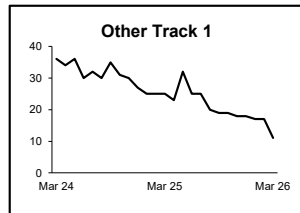
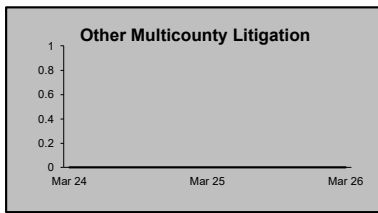
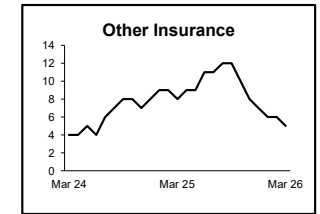
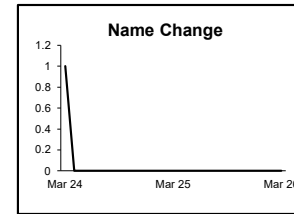
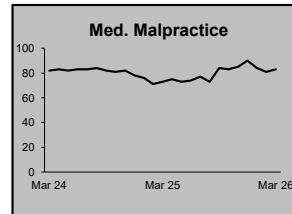
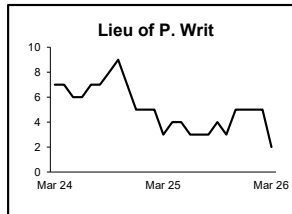
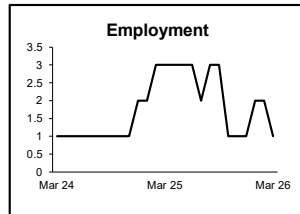
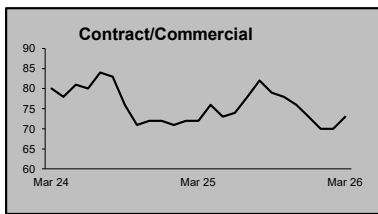
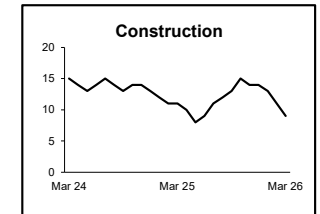
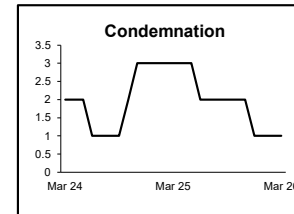
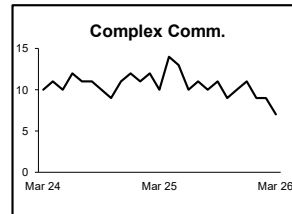
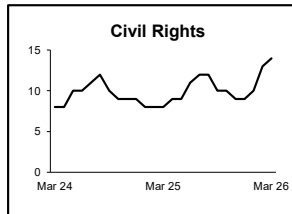
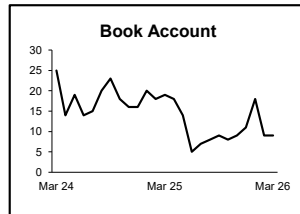
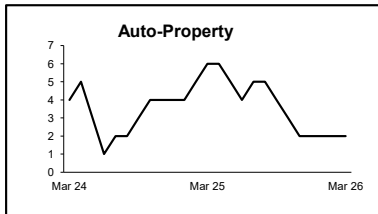
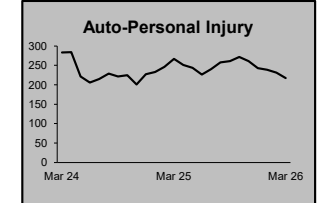
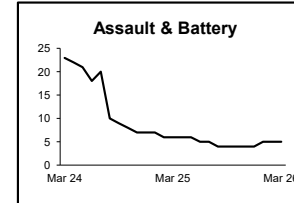
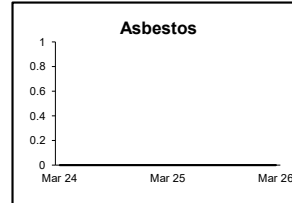
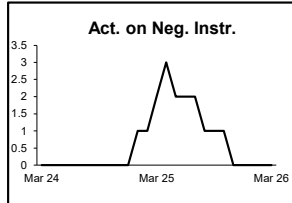
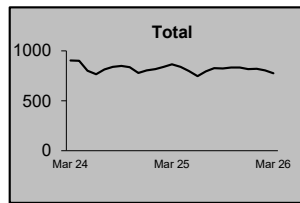
	Trial			Summary	Default				Total	Percent resolved by					
	Jury	Nonjury	Total		Judgment	Settlement	Judgment	Dismiss		Other	Trial	Sum Jud	Settle	Default J	Dismiss
Act on Neg Inst	0	0	0	1	2	0	2	0	5	0%	20%	40%	0%	40%	0%
Asbestos	0	0	0	0	0	0	0	0	0	0%	0%	0%	0%	0%	0%
Assault & Bat	0	0	0	0	5	0	5	4	14	0%	0%	36%	0%	36%	29%
Auto - Pers Inj	7	0	7	6	729	2	124	36	904	1%	1%	81%	0%	14%	4%
Auto - Property	0	0	0	0	21	5	6	0	32	0%	0%	66%	16%	19%	0%
Book Account	0	0	0	17	197	154	165	4	537	0%	3%	37%	29%	31%	1%
Civil Rights	0	0	0	1	7	0	7	4	19	0%	5%	37%	0%	37%	21%
Complex Commerc	1	0	1	0	13	0	5	5	24	4%	0%	54%	0%	21%	21%
Condemnation	2	0	2	4	2	0	0	8	16	13%	25%	13%	0%	0%	50%
Construction	0	1	1	0	18	1	16	1	37	3%	0%	49%	3%	43%	3%
Contract/Commer	2	5	7	17	264	82	216	26	612	1%	3%	43%	13%	35%	4%
Employment	0	0	0	0	10	0	2	0	12	0%	0%	83%	0%	17%	0%
Lieu of P. Writ	0	3	3	0	8	0	19	13	43	7%	0%	19%	0%	44%	30%
Medical Malprac	1	0	1	3	47	0	13	1	65	2%	5%	72%	0%	20%	2%
Name Change	0	0	0	0	0	0	13	129	142	0%	0%	0%	0%	9%	91%
Other Insurance	0	0	0	2	20	2	2	9	35	0%	6%	57%	6%	6%	26%
Other MCL	0	0	0	0	0	0	0	0	0	0%	0%	0%	0%	0%	0%
Other Track 1	0	1	1	7	106	10	55	30	209	0%	3%	51%	5%	26%	14%
Other Track 3	0	0	0	2	87	0	28	14	131	0%	2%	66%	0%	21%	11%
Other Track 4	0	0	0	0	10	1	2	2	15	0%	0%	67%	7%	13%	13%
Personal Injury	4	1	5	4	338	2	67	24	440	1%	1%	77%	0%	15%	5%
Prod Liability	0	0	0	0	5	0	0	2	7	0%	0%	71%	0%	0%	29%
Prof Malpractic	0	0	0	1	20	0	8	1	30	0%	3%	67%	0%	27%	3%
PIP Coverage	0	0	0	0	0	0	3	0	3	0%	0%	0%	0%	100%	0%
Real Property	0	0	0	0	2	1	3	1	7	0%	0%	29%	14%	43%	14%
Tort Other	0	1	1	2	58	9	29	4	103	1%	2%	56%	9%	28%	4%
Toxic Tort	0	0	0	0	0	0	0	0	0	0%	0%	0%	0%	0%	0%
UM/UIM Bod Inj	1	0	1	0	52	0	7	0	60	2%	0%	87%	0%	12%	0%
Total	18	12	30	67	2,021	269	797	318	3,502	1%	2%	58%	8%	23%	9%

Monthly Resolutions



CIVIL BACKLOG BY CASETYPE MARCH 2026 MONMOUTH

	Total Backlog	% chg
Mar 24	903	
Mar 25	864	-4%
Mar 26	774	-10%



1) Casetypes with the state's largest backlogs are highlighted.

**CIVIL CASELOAD SUMMARY BY CASETYPE
MARCH 2026
MORRIS**

	Filings			Resolutions			Clearance		Backlog			Backlog Percent		Backlog Per 100 Monthly Filings		Active Pending		
	Jul 2024 to Mar 2025	Jul 2025 to Mar 2026	percent change	Jul 2024 to Mar 2025	Jul 2025 to Mar 2026	percent change	Mar 2026		Mar 2025	Mar 2026	percent change	Mar 2025	Mar 2026	Mar 2025	Mar 2026	Mar 2025	Mar 2026	percent change
							number	percent										
Act on Neg Inst	7	8	14%	5	4	-20%	-4	50%	0	0	0%	0%	0%	0	0	6	6	0%
Asbestos	0	0	0%	0	0	0%	0	100%	0	0	0%	0%	0%	0	0	0	0	0%
Assault & Bat	6	3	-50%	10	13	30%	10	433%	58	52	-10%	89%	91%	5,800	12,480	65	57	-12%
Auto - Pers Inj	430	511	19%	376	444	18%	-67	87%	102	106	4%	15%	14%	214	185	689	778	13%
Auto - Property	22	19	-14%	15	26	73%	7	137%	2	2	0%	8%	9%	89	89	24	22	-8%
Book Account	379	446	18%	318	395	24%	-51	89%	15	6	-60%	6%	2%	36	13	269	293	9%
Civil Rights	9	6	-33%	10	10	0%	4	167%	6	3	-50%	29%	25%	800	514	21	12	-43%
Complex Comm	15	22	47%	25	28	12%	6	127%	18	20	11%	28%	37%	1,080	800	65	54	-17%
Condemnation	0	2		3	3	0%	1	150%	1	0	-100%	50%	0%		0	2	2	0%
Construction	18	23	28%	12	16	33%	-7	70%	4	12	200%	13%	30%	178	554	30	40	33%
Contract/Comm	403	411	2%	384	402	5%	-9	98%	44	28	-36%	11%	7%	104	62	414	409	-1%
Employment	8	22	175%	6	18	200%	-4	82%	1	2	100%	9%	9%	92	83	11	22	100%
Lieu of P. Writ	13	20	54%	21	18	-14%	-2	90%	0	1		0%	6%	0	50	17	16	-6%
Medical Malprac	36	48	33%	47	51	9%	3	106%	62	44	-29%	46%	37%	1,730	910	136	120	-12%
Name Change	169	126	-25%	169	130	-23%	4	103%	0	0	0%	0%	0%	0	0	31	24	-23%
Other Insurance	17	46	171%	7	15	114%	-31	33%	1	3	200%	7%	7%	57	72	14	42	200%
Other MCL	0	0	0%	0	0	0%	0	100%	0	0	0%	0%	0%	0	0	0	0	0%
Other Track 1	142	163	15%	108	137	27%	-26	84%	0	1		0%	1%	0	6	82	84	2%
Other Track 3	78	73	-6%	85	72	-15%	-1	99%	26	15	-42%	19%	12%	325	182	136	130	-4%
Other Track 4	46	15	-67%	11	6	-45%	-9	40%	8	4	-50%	15%	6%	196	267	54	63	17%
Personal Injury	248	267	8%	239	242	1%	-25	91%	102	96	-6%	22%	21%	368	337	462	465	1%
Prod Liability	13	13	0%	16	15	-6%	2	115%	3	2	-33%	19%	12%	200	133	16	17	6%
Prof Malpractic	19	24	26%	25	30	20%	6	125%	15	9	-40%	34%	16%	857	348	44	55	25%
PIP Coverage	37	38	3%	30	49	63%	11	129%	0	1		0%	10%	0	21	21	10	-52%
Real Property	11	7	-36%	5	8	60%	1	114%	1	0	-100%	9%	0%	86	0	11	5	-55%
Tort Other	59	54	-8%	53	54	2%	0	100%	12	13	8%	15%	17%	180	203	80	77	-4%
Toxic Tort	2	1	-50%	0	0	0%	-1	0%	0	0	0%	0%	0%	0	0	2	3	50%
UM/UIM Bod Inj	18	14	-22%	16	22	38%	8	157%	3	5	67%	10%	20%	133	286	30	25	-17%
Total	2,205	2,382	8%	1,996	2,208	11%	-174	93%	484	425	-12%	18%	15%	203	163	2,732	2,831	4%

CIVIL BACKLOG SUMMARY BY CASETYPE

March 2026

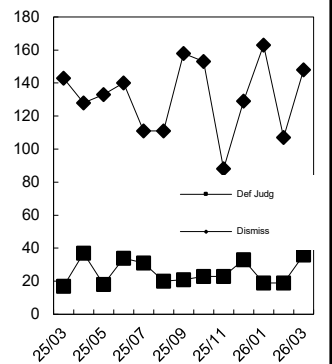
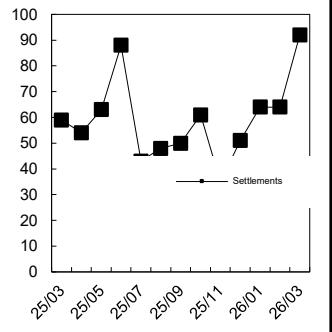
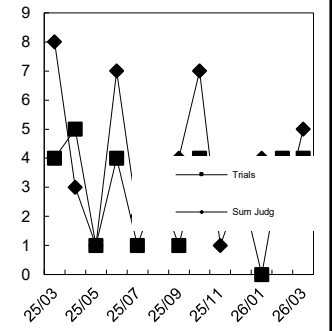
MORRIS

	Cases in Backlog															
	Track 1					Track 2				Track 3			Track 4			Total Backlog
	12 to 18 months	18 to 24 months	24 to 36 months	over 36 months	Total Track 1	18 to 24 months	24 to 36 months	over 36 months	Total Track 2	24 to 36 months	over 36 months	Total Track 3	24 to 36 months	over 36 months	Total Track 4	
Act on Neg Inst	0	0	0	0	0	0	0	0	0	0	0	0	0	0	0	0
Asbestos	0	0	0	0	0	0	0	0	0	0	0	0	0	0	0	0
Assault & Bat	0	0	0	0	0	0	0	0	0	2	50	52	0	0	0	52
Auto - Pers Inj	0	0	0	0	0	69	36	1	106	0	0	0	0	0	0	106
Auto - Property	0	0	0	0	0	2	0	0	2	0	0	0	0	0	0	2
Book Account	6	0	0	0	6	0	0	0	0	0	0	0	0	0	0	6
Civil Rights	0	0	0	0	0	0	0	0	0	2	1	3	0	0	0	3
Complex Commerc	0	0	0	0	0	0	0	0	0	0	0	0	14	6	20	20
Condemnation	0	0	0	0	0	0	0	0	0	0	0	0	0	0	0	0
Construction	0	0	0	0	0	9	3	0	12	0	0	0	0	0	0	12
Contract/Commer	0	0	0	0	0	16	10	2	28	0	0	0	0	0	0	28
Employment	0	0	0	0	0	1	1	0	2	0	0	0	0	0	0	2
Lieu of P. Writ	0	0	0	0	0	0	0	0	0	0	0	0	1	0	1	1
Medical Malprac	0	0	0	0	0	0	0	0	0	25	19	44	0	0	0	44
Name Change	0	0	0	0	0	0	0	0	0	0	0	0	0	0	0	0
Other Insurance	3	0	0	0	3	0	0	0	0	0	0	0	0	0	0	3
Other MCL	0	0	0	0	0	0	0	0	0	0	0	0	0	0	0	0
Other Track 1	1	0	0	0	1	0	0	0	0	0	0	0	0	0	0	1
Other Track 3	0	0	0	0	0	0	0	0	0	11	4	15	0	0	0	15
Other Track 4	0	0	0	0	0	0	0	0	0	0	0	0	1	3	4	4
Personal Injury	0	0	0	0	0	67	28	1	96	0	0	0	0	0	0	96
Prod Liability	0	0	0	0	0	0	0	0	0	1	1	2	0	0	0	2
Prof Malpractic	0	0	0	0	0	0	0	0	0	4	5	9	0	0	0	9
PIP Coverage	1	0	0	0	1	0	0	0	0	0	0	0	0	0	0	1
Real Property	0	0	0	0	0	0	0	0	0	0	0	0	0	0	0	0
Tort Other	0	0	0	0	0	8	5	0	13	0	0	0	0	0	0	13
Toxic Tort	0	0	0	0	0	0	0	0	0	0	0	0	0	0	0	0
UM/UIM Bod Inj	0	0	0	0	0	3	1	1	5	0	0	0	0	0	0	5
Total	11	0	0	0	11	175	84	5	264	45	80	125	16	9	25	425

**CIVIL RESOLUTION SUMMARY BY CASETYPE
MARCH 2026
MORRIS**

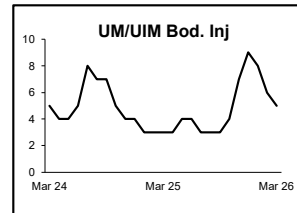
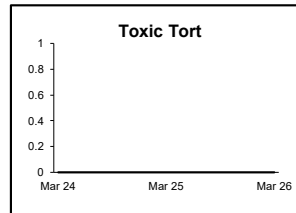
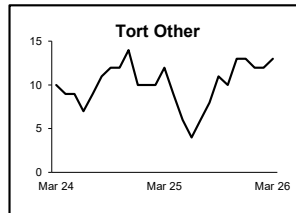
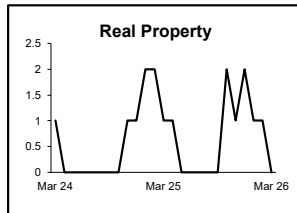
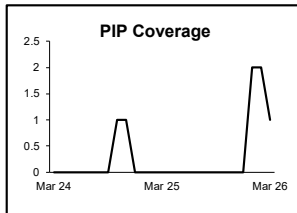
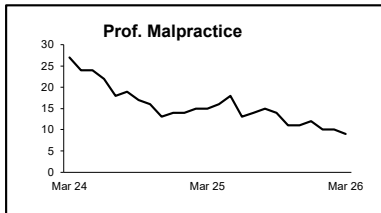
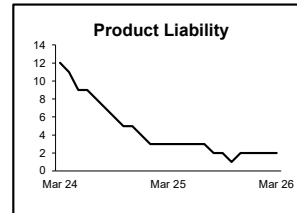
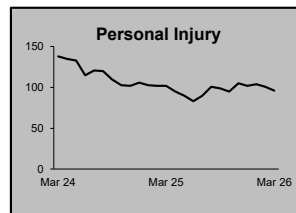
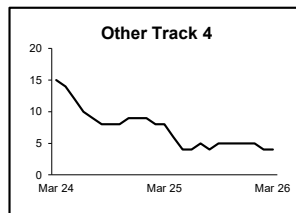
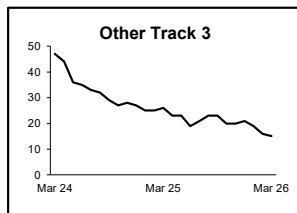
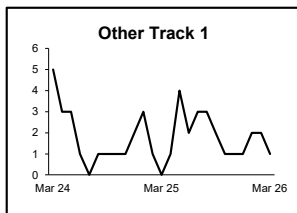
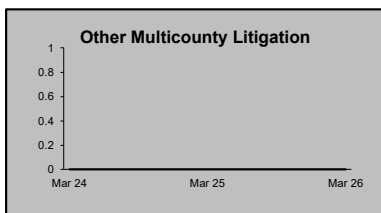
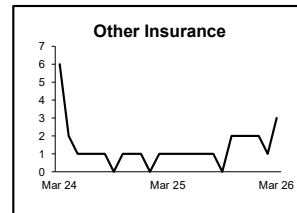
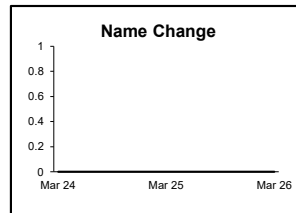
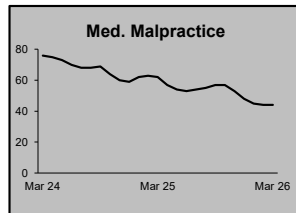
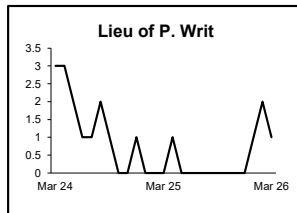
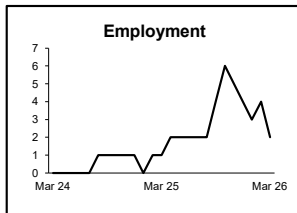
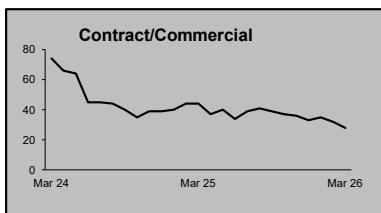
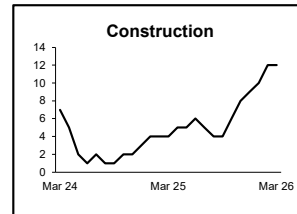
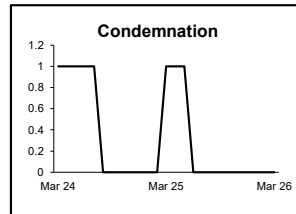
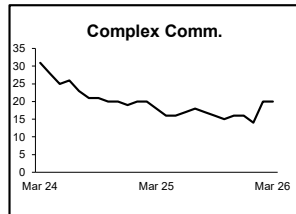
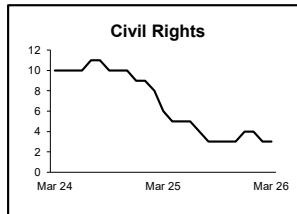
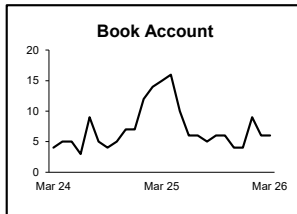
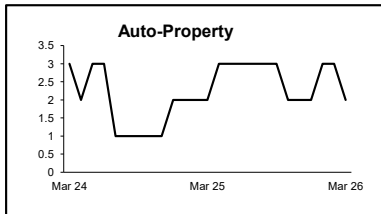
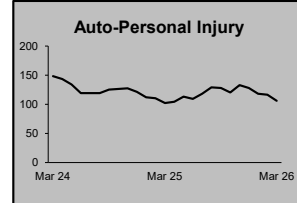
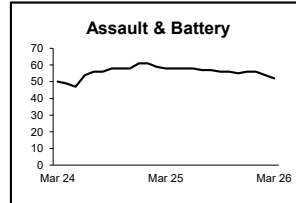
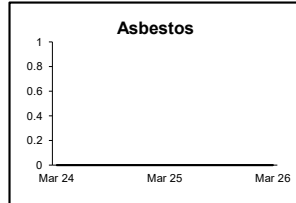
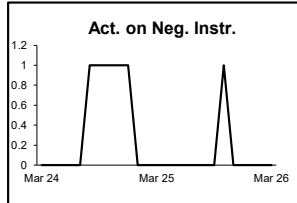
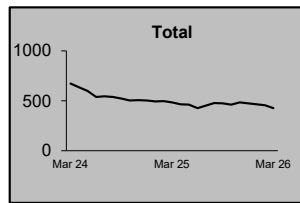
	Trial			Summary	Default				Total	Percent resolved by					
	Jury	Nonjury	Total		Judgment	Settlement	Judgment	Dismiss		Other	Trial	Sum Jud	Settle	Default J	Dismiss
Act on Neg Inst	0	0	0	0	1	2	1	0	4	0%	0%	25%	50%	25%	0%
Asbestos	0	0	0	0	0	0	0	0	0	0%	0%	0%	0%	0%	0%
Assault & Bat	2	0	2	0	5	0	6	0	13	15%	0%	38%	0%	46%	0%
Auto - Pers Inj	5	0	5	0	115	0	311	13	444	1%	0%	26%	0%	70%	3%
Auto - Property	0	0	0	0	5	2	19	0	26	0%	0%	19%	8%	73%	0%
Book Account	0	1	1	14	89	110	180	1	395	0%	4%	23%	28%	46%	0%
Civil Rights	0	0	0	0	6	0	3	1	10	0%	0%	60%	0%	30%	10%
Complex Commerc	0	0	0	0	11	3	12	2	28	0%	0%	39%	11%	43%	7%
Condemnation	1	0	1	0	1	0	0	1	3	33%	0%	33%	0%	0%	33%
Construction	0	0	0	1	2	1	11	1	16	0%	6%	13%	6%	69%	6%
Contract/Commer	1	3	4	12	70	94	210	12	402	1%	3%	17%	23%	52%	3%
Employment	0	0	0	0	4	0	11	3	18	0%	0%	22%	0%	61%	17%
Lieu of P. Writ	0	0	0	0	0	0	10	8	18	0%	0%	0%	0%	56%	44%
Medical Malprac	3	0	3	0	26	0	21	1	51	6%	0%	51%	0%	41%	2%
Name Change	0	0	0	0	0	0	3	127	130	0%	0%	0%	0%	2%	98%
Other Insurance	0	0	0	0	2	1	5	7	15	0%	0%	13%	7%	33%	47%
Other MCL	0	0	0	0	0	0	0	0	0	0%	0%	0%	0%	0%	0%
Other Track 1	0	1	1	0	42	5	66	23	137	1%	0%	31%	4%	48%	17%
Other Track 3	4	0	4	1	18	0	41	8	72	6%	1%	25%	0%	57%	11%
Other Track 4	0	1	1	0	2	0	3	0	6	17%	0%	33%	0%	50%	0%
Personal Injury	1	0	1	1	79	3	136	22	242	0%	0%	33%	1%	56%	9%
Prod Liability	0	0	0	0	3	0	6	6	15	0%	0%	20%	0%	40%	40%
Prof Malpractic	0	0	0	0	10	1	16	3	30	0%	0%	33%	3%	53%	10%
PIP Coverage	0	0	0	0	2	0	37	10	49	0%	0%	4%	0%	76%	20%
Real Property	0	0	0	0	1	0	7	0	8	0%	0%	13%	0%	88%	0%
Tort Other	0	0	0	1	8	3	37	5	54	0%	2%	15%	6%	69%	9%
Toxic Tort	0	0	0	0	0	0	0	0	0	0%	0%	0%	0%	0%	0%
UM/UIM Bod Inj	0	0	0	0	6	0	16	0	22	0%	0%	27%	0%	73%	0%
Total	17	6	23	30	508	225	1,168	254	2,208	1%	1%	23%	10%	53%	12%

Monthly Resolutions



**CIVIL BACKLOG BY CASETYPE
MARCH 2026
MORRIS**

	Total	Backlog	% chg
Mar 24		673	
Mar 25		484	-28%
Mar 26		425	-12%



1) Casetypes with the state's largest backlogs are highlighted.

CIVIL CASELOAD SUMMARY BY CASETYPE
MARCH 2026
OCEAN

	Filings			Resolutions			Clearance		Backlog			Backlog Percent		Backlog Per 100 Monthly Filings		Active Pending		
	Jul 2024 to Mar 2025	Jul 2025 to Mar 2026	percent change	Jul 2024 to Mar 2025	Jul 2025 to Mar 2026	percent change	Mar 2026		Mar 2025	Mar 2026	percent change	Mar 2025	Mar 2026	Mar 2025	Mar 2026	Mar 2025	Mar 2026	percent change
							number	percent										
Act on Neg Inst	4	3	-25%	5	3	-40%	0	100%	0	0	0%	0%	0%	0	0	4	3	-25%
Asbestos	0	0	0%	0	0	0%	0	100%	0	0	0%	0%	0%	0	0	0	0	0%
Assault & Bat	4	7	75%	6	7	17%	0	100%	4	2	-50%	29%	13%	533	267	14	15	7%
Auto - Pers Inj	664	734	11%	623	631	1%	-103	86%	264	269	2%	24%	22%	365	331	1,103	1,236	12%
Auto - Property	24	31	29%	32	24	-25%	-7	77%	1	0	-100%	4%	0%	34	0	24	29	21%
Book Account	490	538	10%	359	546	52%	8	101%	9	18	100%	3%	5%	18	30	343	341	-1%
Civil Rights	13	12	-8%	7	8	14%	-4	67%	4	4	0%	20%	17%	253	320	20	24	20%
Complex Comm	19	8	-58%	8	10	25%	2	125%	2	1	-50%	10%	6%	120	120	21	16	-24%
Condemnation	39	13	-67%	19	18	-5%	5	138%	14	13	-7%	28%	37%	382	867	50	35	-30%
Construction	18	26	44%	12	26	117%	0	100%	12	11	-8%	36%	34%	576	400	33	32	-3%
Contract/Comm	391	445	14%	361	445	23%	0	100%	46	44	-4%	13%	11%	105	88	361	401	11%
Employment	8	8	0%	5	10	100%	2	125%	4	5	25%	27%	45%	400	600	15	11	-27%
Lieu of P. Writ	48	39	-19%	44	37	-16%	-2	95%	5	1	-80%	11%	3%	100	28	44	39	-11%
Medical Malprac	40	43	8%	36	41	14%	-2	95%	57	52	-9%	44%	40%	1,291	1,135	130	129	-1%
Name Change	136	155	14%	141	139	-1%	-16	90%	0	0	0%	0%	0%	0	0	45	61	36%
Other Insurance	17	25	47%	17	17	0%	-8	68%	4	4	0%	21%	16%	160	178	19	25	32%
Other MCL	0	0	0%	0	1		1	100%	0	0	0%	0%	0%	0	0	0	0	0%
Other Track 1	215	223	4%	201	205	2%	-18	92%	29	39	34%	15%	17%	118	167	199	225	13%
Other Track 3	72	72	0%	68	80	18%	8	111%	23	35	52%	15%	23%	271	420	157	149	-5%
Other Track 4	31	8	-74%	8	9	13%	1	113%	4	5	25%	10%	11%	137	429	39	44	13%
Personal Injury	317	356	12%	357	336	-6%	-20	94%	211	225	7%	30%	31%	569	572	713	728	2%
Prod Liability	4	14	250%	6	9	50%	-5	64%	4	6	50%	24%	24%	686	360	17	25	47%
Prof Malpractic	29	34	17%	33	34	3%	0	100%	20	32	60%	25%	36%	686	937	81	88	9%
PIP Coverage	5	4	-20%	6	4	-33%	0	100%	0	1		0%	25%	0	300	5	4	-20%
Real Property	7	14	100%	12	17	42%	3	121%	2	1	-50%	29%	9%	200	50	7	11	57%
Tort Other	73	61	-16%	83	75	-10%	14	123%	20	17	-15%	20%	21%	216	232	99	80	-19%
Toxic Tort	0	0	0%	0	0	0%	0	100%	0	0	0%	0%	0%	0	0	0	0	0%
UM/UIM Bod Inj	39	44	13%	43	33	-23%	-11	75%	7	11	57%	16%	20%	153	224	43	56	30%
Total	2,707	2,917	8%	2,492	2,765	11%	-152	95%	746	796	7%	21%	21%	249	248	3,586	3,807	6%

CIVIL BACKLOG SUMMARY BY CASETYPE

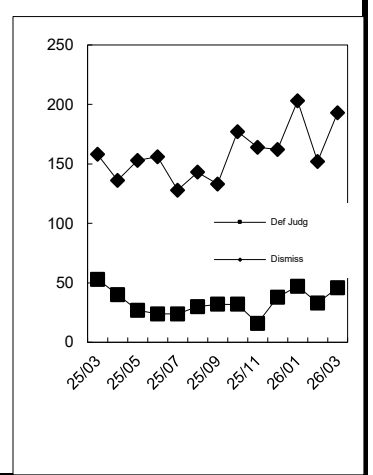
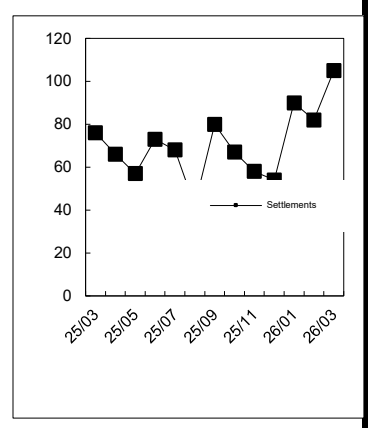
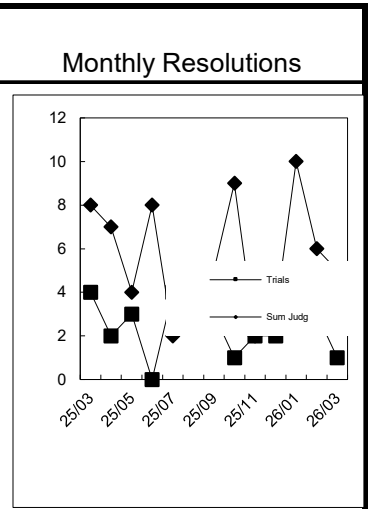
March 2026

OCEAN

	Cases in Backlog															
	Track 1					Track 2				Track 3			Track 4			Total Backlog
	12 to 18 months	18 to 24 months	24 to 36 months	over 36 months	Total Track 1	18 to 24 months	24 to 36 months	over 36 months	Total Track 2	24 to 36 months	over 36 months	Total Track 3	24 to 36 months	over 36 months	Total Track 4	
Act on Neg Inst	0	0	0	0	0	0	0	0	0	0	0	0	0	0	0	0
Asbestos	0	0	0	0	0	0	0	0	0	0	0	0	0	0	0	0
Assault & Bat	0	0	0	0	0	0	0	0	0	0	2	2	0	0	0	2
Auto - Pers Inj	0	0	0	0	0	140	98	30	268	0	1	1	0	0	0	269
Auto - Property	0	0	0	0	0	0	0	0	0	0	0	0	0	0	0	0
Book Account	13	4	0	0	17	0	1	0	1	0	0	0	0	0	0	18
Civil Rights	0	0	0	0	0	0	0	0	0	2	2	4	0	0	0	4
Complex Commerc	0	0	0	0	0	0	0	0	0	0	0	0	1	0	1	1
Condemnation	0	0	0	0	0	0	0	0	0	5	8	13	0	0	0	13
Construction	0	0	0	0	0	3	2	4	9	0	1	1	0	1	1	11
Contract/Commer	0	0	0	0	0	16	20	8	44	0	0	0	0	0	0	44
Employment	0	0	0	0	0	3	1	1	5	0	0	0	0	0	0	5
Lieu of P. Writ	0	0	0	0	0	0	0	0	0	0	0	0	0	1	1	1
Medical Malprac	0	0	0	0	0	0	0	0	0	26	26	52	0	0	0	52
Name Change	0	0	0	0	0	0	0	0	0	0	0	0	0	0	0	0
Other Insurance	3	1	0	0	4	0	0	0	0	0	0	0	0	0	0	4
Other MCL	0	0	0	0	0	0	0	0	0	0	0	0	0	0	0	0
Other Track 1	18	13	4	2	37	0	2	0	2	0	0	0	0	0	0	39
Other Track 3	0	0	0	0	0	0	0	0	0	25	10	35	0	0	0	35
Other Track 4	0	0	0	0	0	0	1	0	1	0	0	0	2	2	4	5
Personal Injury	0	0	0	0	0	85	102	36	223	0	1	1	1	0	1	225
Prod Liability	0	0	0	0	0	0	0	0	0	5	1	6	0	0	0	6
Prof Malpractic	0	0	0	0	0	0	0	0	0	24	8	32	0	0	0	32
PIP Coverage	0	1	0	0	1	0	0	0	0	0	0	0	0	0	0	1
Real Property	0	0	0	1	1	0	0	0	0	0	0	0	0	0	0	1
Tort Other	0	0	0	0	0	5	9	2	16	1	0	1	0	0	0	17
Toxic Tort	0	0	0	0	0	0	0	0	0	0	0	0	0	0	0	0
UM/UIM Bod Inj	0	0	0	0	0	9	2	0	11	0	0	0	0	0	0	11
Total	34	19	4	3	60	261	238	81	580	88	60	148	4	4	8	796

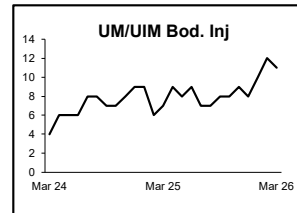
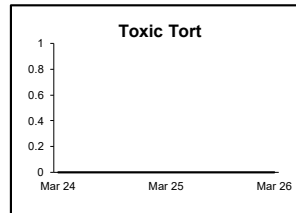
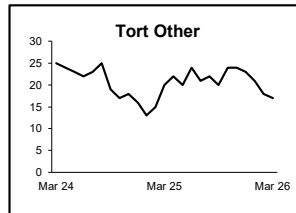
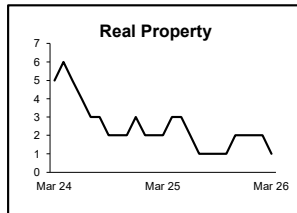
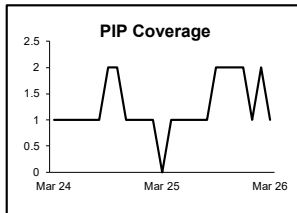
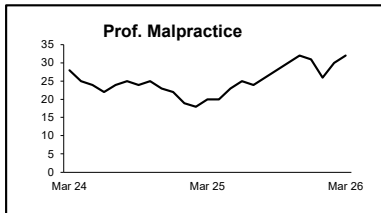
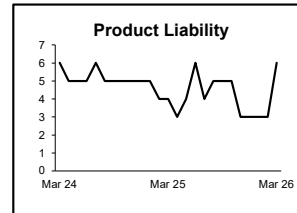
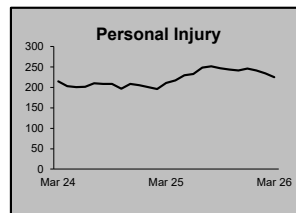
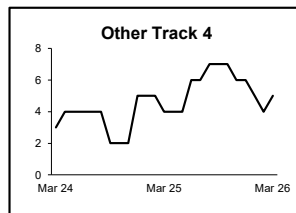
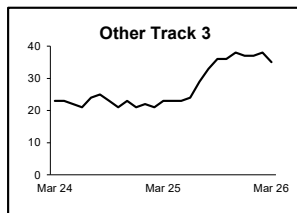
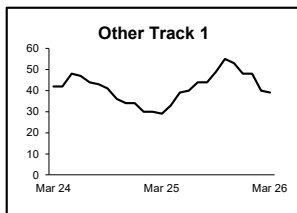
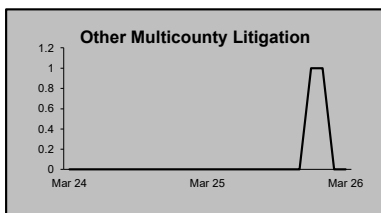
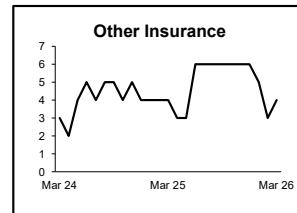
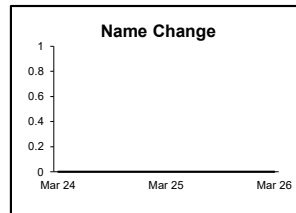
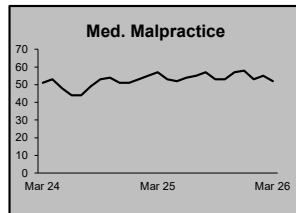
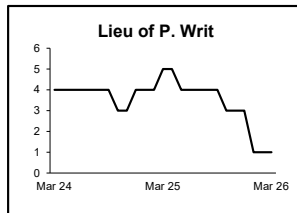
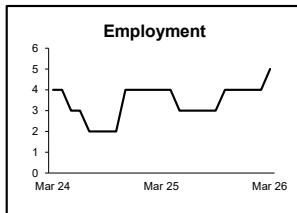
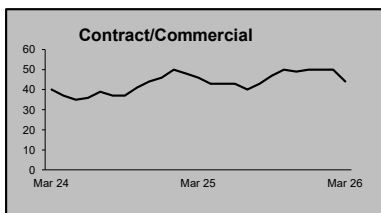
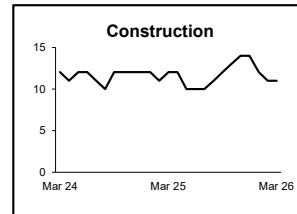
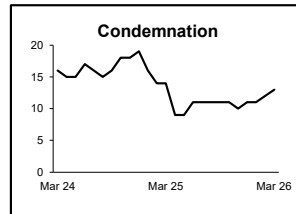
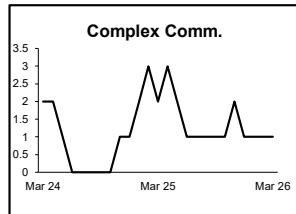
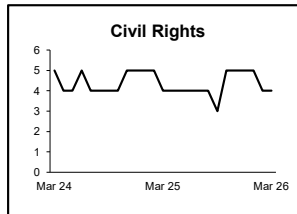
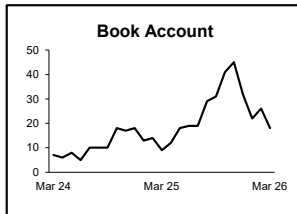
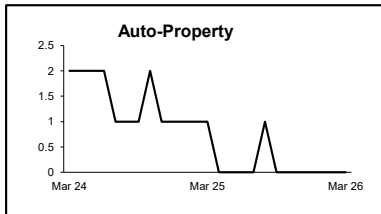
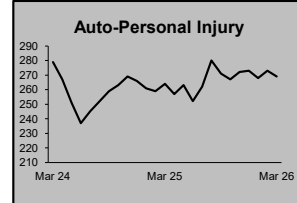
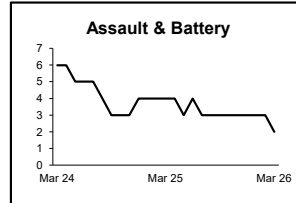
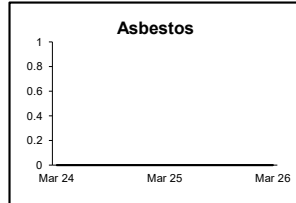
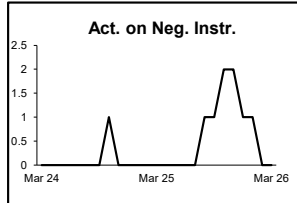
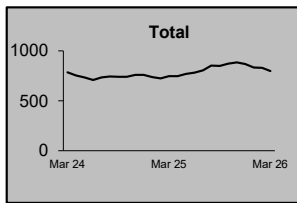
CIVIL RESOLUTION SUMMARY BY CASETYPE
MARCH 2026
OCEAN

	Trial			Summary	Default				Total	Percent resolved by					
	Jury	Nonjury	Total		Judgment	Settlement	Judgment	Dismiss		Other	Trial	Sum Jud	Settle	Default J	Dismiss
Act on Neg Inst	0	0	0	1	0	2	0	0	3	0%	33%	0%	67%	0%	0%
Asbestos	0	0	0	0	0	0	0	0	0	0%	0%	0%	0%	0%	0%
Assault & Bat	0	0	0	0	1	0	5	1	7	0%	0%	14%	0%	71%	14%
Auto - Pers Inj	3	0	3	8	146	2	438	34	631	0%	1%	23%	0%	69%	5%
Auto - Property	0	0	0	0	2	5	17	0	24	0%	0%	8%	21%	71%	0%
Book Account	0	0	0	10	127	165	240	4	546	0%	2%	23%	30%	44%	1%
Civil Rights	0	0	0	0	3	0	5	0	8	0%	0%	38%	0%	63%	0%
Complex Commerc	0	0	0	0	1	0	9	0	10	0%	0%	10%	0%	90%	0%
Condemnation	0	0	0	0	0	0	0	18	18	0%	0%	0%	0%	0%	100%
Construction	1	1	2	0	7	4	10	3	26	8%	0%	27%	15%	38%	12%
Contract/Commer	0	2	2	10	75	104	245	9	445	0%	2%	17%	23%	55%	2%
Employment	0	0	0	0	2	0	7	1	10	0%	0%	20%	0%	70%	10%
Lieu of P. Writ	0	12	12	2	3	0	17	3	37	32%	5%	8%	0%	46%	8%
Medical Malprac	0	0	0	0	22	0	19	0	41	0%	0%	54%	0%	46%	0%
Name Change	0	0	0	0	0	0	9	130	139	0%	0%	0%	0%	6%	94%
Other Insurance	0	0	0	1	3	1	11	1	17	0%	6%	18%	6%	65%	6%
Other MCL	0	0	0	0	1	0	0	0	1	0%	0%	100%	0%	0%	0%
Other Track 1	0	0	0	6	54	6	100	39	205	0%	3%	26%	3%	49%	19%
Other Track 3	0	0	0	1	14	0	51	14	80	0%	1%	18%	0%	64%	18%
Other Track 4	0	0	0	0	3	2	3	1	9	0%	0%	33%	22%	33%	11%
Personal Injury	2	0	2	7	127	0	172	28	336	1%	2%	38%	0%	51%	8%
Prod Liability	0	0	0	0	2	0	4	3	9	0%	0%	22%	0%	44%	33%
Prof Malpractic	0	0	0	0	12	0	21	1	34	0%	0%	35%	0%	62%	3%
PIP Coverage	0	0	0	0	0	0	4	0	4	0%	0%	0%	0%	100%	0%
Real Property	0	0	0	1	1	2	10	3	17	0%	6%	6%	12%	59%	18%
Tort Other	0	0	0	0	27	5	40	3	75	0%	0%	36%	7%	53%	4%
Toxic Tort	0	0	0	0	0	0	0	0	0	0%	0%	0%	0%	0%	0%
UM/UIM Bod Inj	1	0	1	0	13	0	18	1	33	3%	0%	39%	0%	55%	3%
Total	7	15	22	47	646	298	1,455	297	2,765	1%	2%	23%	11%	53%	11%



**CIVIL BACKLOG BY CASETYPE
MARCH 2026
OCEAN**

	Total	
	Backlog	% chg
Mar 24	783	
Mar 25	746	-5%
Mar 26	796	7%



1) Casetypes with the state's largest backlogs are highlighted.

**CIVIL CASELOAD SUMMARY BY CASETYPE
MARCH 2026
PASSAIC**

	Filings			Resolutions			Clearance		Backlog			Backlog Percent		Backlog Per 100 Monthly Filings		Active Pending		
	Jul 2024 to Mar 2025	Jul 2025 to Mar 2026	percent change	Jul 2024 to Mar 2025	Jul 2025 to Mar 2026	percent change	Mar 2026		Mar 2025	Mar 2026	percent change	Mar 2025	Mar 2026	Mar 2025	Mar 2026	Mar 2025	Mar 2026	percent change
							number	percent										
Act on Neg Inst	5	3	-40%	7	1	-86%	-2	33%	1	1	0%	25%	20%	133	300	4	5	25%
Asbestos	0	0	0%	0	0	0%	0	100%	0	0	0%	0%	0%	0	0	0	0	0%
Assault & Bat	4	4	0%	13	12	-8%	8	300%	109	103	-6%	93%	92%	26,160	17,657	117	112	-4%
Auto - Pers Inj	1,331	1,485	12%	1,281	1,347	5%	-138	91%	255	323	27%	13%	15%	175	198	1,921	2,116	10%
Auto - Property	57	41	-28%	57	40	-30%	-1	98%	2	2	0%	3%	5%	30	48	58	41	-29%
Book Account	520	557	7%	369	529	43%	-28	95%	14	20	43%	4%	6%	27	35	385	350	-9%
Civil Rights	9	10	11%	15	15	0%	5	150%	9	4	-56%	45%	31%	831	400	20	13	-35%
Complex Comm	8	8	0%	16	12	-25%	4	150%	11	10	-9%	52%	63%	1,100	1,200	21	16	-24%
Condemnation	2	3	50%	5	2	-60%	-1	67%	1	2	100%	20%	40%	240	800	5	5	0%
Construction	13	15	15%	14	15	7%	0	100%	5	3	-40%	25%	20%	333	212	20	15	-25%
Contract/Comm	316	389	23%	372	383	3%	-6	98%	51	33	-35%	14%	9%	133	75	352	377	7%
Employment	10	10	0%	15	10	-33%	0	100%	5	2	-60%	33%	14%	375	150	15	14	-7%
Lieu of P. Writ	17	11	-35%	22	25	14%	14	227%	2	1	-50%	8%	6%	75	55	25	17	-32%
Medical Malprac	37	23	-38%	41	41	0%	18	178%	27	25	-7%	30%	33%	611	938	91	76	-16%
Name Change	108	106	-2%	96	120	25%	14	113%	1	0	-100%	2%	0%	8	0	49	46	-6%
Other Insurance	18	37	106%	26	17	-35%	-20	46%	0	3		0%	9%	0	86	12	33	175%
Other MCL	0	1		0	0	0%	-1	0%	0	0	0%	0%	0%	0	0	0	0	0%
Other Track 1	141	176	25%	140	170	21%	-6	97%	16	14	-13%	13%	11%	104	73	124	125	1%
Other Track 3	66	63	-5%	87	59	-32%	-4	94%	23	26	13%	18%	21%	303	400	126	123	-2%
Other Track 4	21	14	-33%	8	19	138%	5	136%	12	3	-75%	35%	10%	626	212	34	29	-15%
Personal Injury	422	454	8%	451	408	-10%	-46	90%	168	165	-2%	23%	21%	360	333	740	782	6%
Prod Liability	7	2	-71%	11	8	-27%	6	400%	4	1	-75%	29%	20%	480	600	14	5	-64%
Prof Malpractic	10	18	80%	17	18	6%	0	100%	7	7	0%	23%	20%	646	420	30	35	17%
PIP Coverage	13	8	-38%	8	9	13%	1	113%	1	3	200%	10%	43%	75	400	10	7	-30%
Real Property	13	14	8%	10	16	60%	2	114%	4	3	-25%	27%	30%	320	225	15	10	-33%
Tort Other	56	73	30%	69	69	0%	-4	95%	15	14	-7%	20%	17%	243	177	74	81	9%
Toxic Tort	0	1		1	0	-100%	-1	0%	0	0	0%	0%	0%	0	0	0	1	
UM/UIM Bod Inj	70	69	-1%	80	61	-24%	-8	88%	11	7	-36%	14%	9%	153	101	80	80	0%
Total	3,274	3,595	10%	3,231	3,406	5%	-189	95%	754	775	3%	17%	17%	209	198	4,342	4,514	4%

CIVIL BACKLOG SUMMARY BY CASETYPE

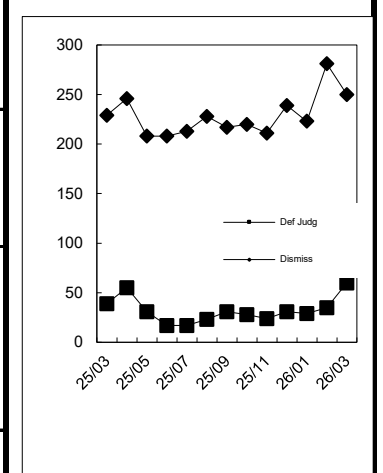
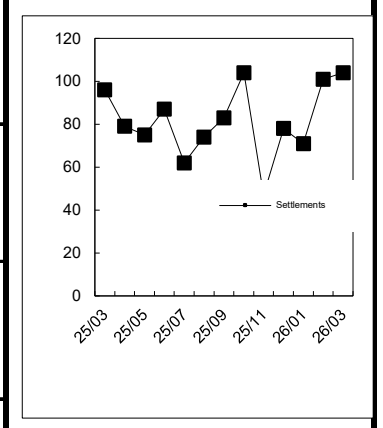
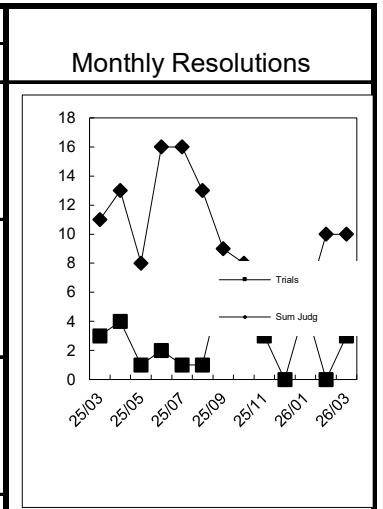
March 2026

PASSAIC

	Cases in Backlog															
	Track 1					Track 2				Track 3			Track 4			Total Backlog
	12 to 18 months	18 to 24 months	24 to 36 months	over 36 months	Total Track 1	18 to 24 months	24 to 36 months	over 36 months	Total Track 2	24 to 36 months	over 36 months	Total Track 3	24 to 36 months	over 36 months	Total Track 4	
Act on Neg Inst	1	0	0	0	1	0	0	0	0	0	0	0	0	0	0	1
Asbestos	0	0	0	0	0	0	0	0	0	0	0	0	0	0	0	0
Assault & Bat	0	0	0	0	0	0	0	0	0	4	99	103	0	0	0	103
Auto - Pers Inj	0	0	0	0	0	226	90	7	323	0	0	0	0	0	0	323
Auto - Property	0	0	0	0	0	2	0	0	2	0	0	0	0	0	0	2
Book Account	18	2	0	0	20	0	0	0	0	0	0	0	0	0	0	20
Civil Rights	0	0	0	0	0	0	0	0	0	2	2	4	0	0	0	4
Complex Commerc	0	0	0	0	0	0	0	0	0	0	0	0	3	7	10	10
Condemnation	0	0	0	0	0	0	0	0	0	2	0	2	0	0	0	2
Construction	0	0	0	0	0	3	0	0	3	0	0	0	0	0	0	3
Contract/Commer	0	1	0	0	1	17	10	5	32	0	0	0	0	0	0	33
Employment	0	0	0	0	0	2	0	0	2	0	0	0	0	0	0	2
Lieu of P. Writ	0	0	0	0	0	0	0	0	0	0	0	0	0	1	1	1
Medical Malprac	0	0	0	0	0	0	0	0	0	14	11	25	0	0	0	25
Name Change	0	0	0	0	0	0	0	0	0	0	0	0	0	0	0	0
Other Insurance	2	1	0	0	3	0	0	0	0	0	0	0	0	0	0	3
Other MCL	0	0	0	0	0	0	0	0	0	0	0	0	0	0	0	0
Other Track 1	9	1	2	0	12	1	0	0	1	0	1	1	0	0	0	14
Other Track 3	0	0	0	0	0	0	0	0	0	14	12	26	0	0	0	26
Other Track 4	0	0	0	0	0	0	0	0	0	0	0	0	1	2	3	3
Personal Injury	0	0	0	0	0	99	58	8	165	0	0	0	0	0	0	165
Prod Liability	0	0	0	0	0	0	0	0	0	0	1	1	0	0	0	1
Prof Malpractic	0	0	0	0	0	0	0	0	0	7	0	7	0	0	0	7
PIP Coverage	1	2	0	0	3	0	0	0	0	0	0	0	0	0	0	3
Real Property	2	0	1	0	3	0	0	0	0	0	0	0	0	0	0	3
Tort Other	0	0	0	0	0	6	7	1	14	0	0	0	0	0	0	14
Toxic Tort	0	0	0	0	0	0	0	0	0	0	0	0	0	0	0	0
UM/UIM Bod Inj	0	0	0	0	0	6	1	0	7	0	0	0	0	0	0	7
Total	33	7	3	0	43	362	166	21	549	43	126	169	4	10	14	775

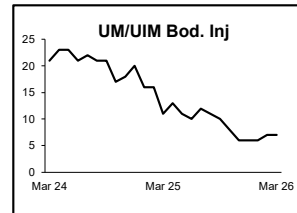
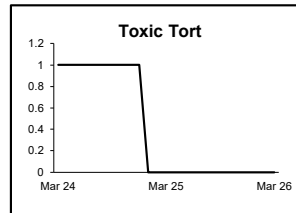
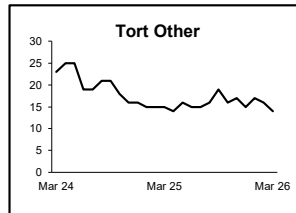
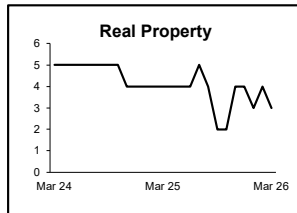
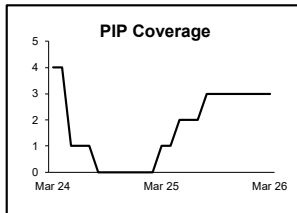
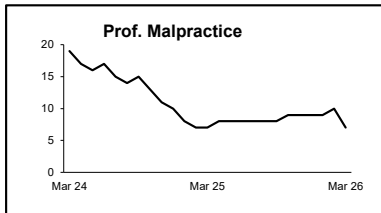
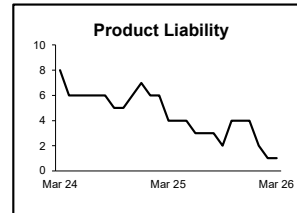
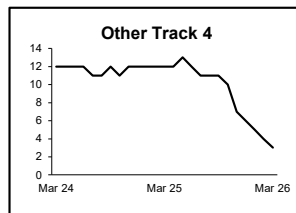
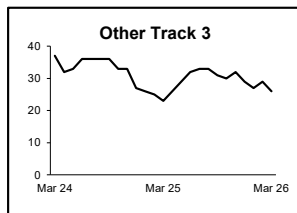
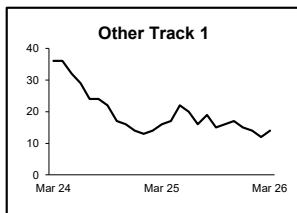
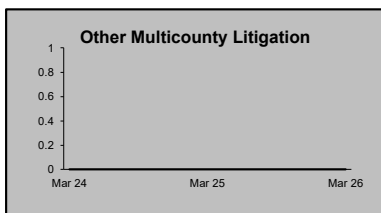
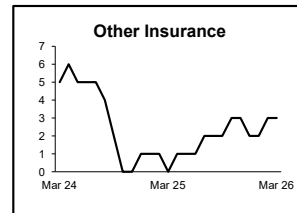
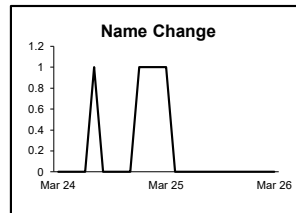
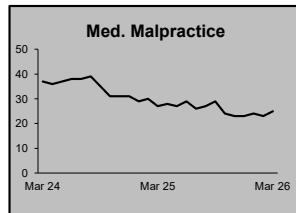
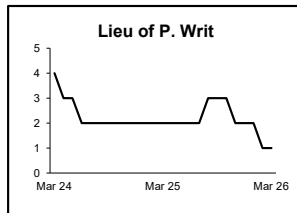
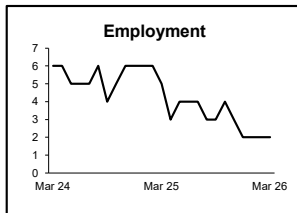
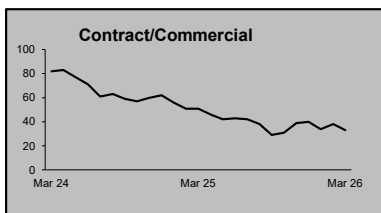
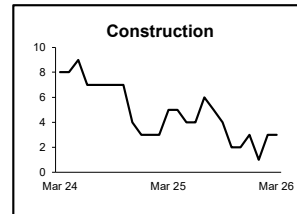
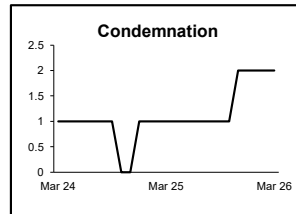
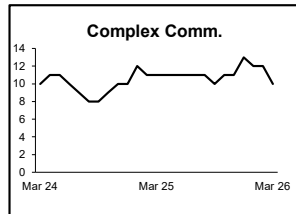
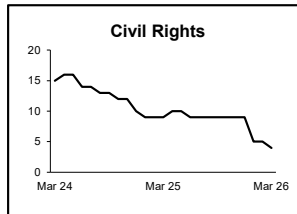
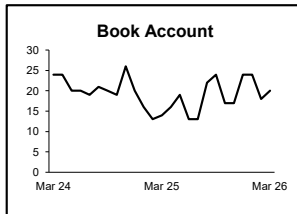
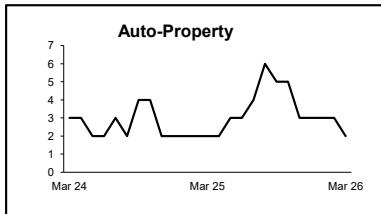
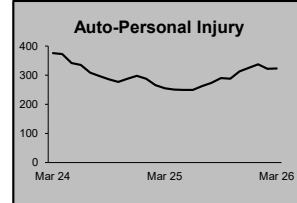
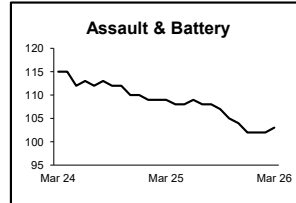
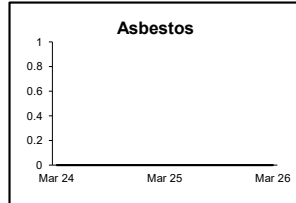
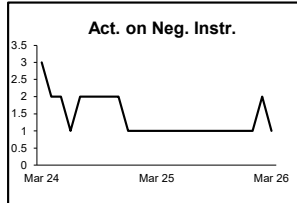
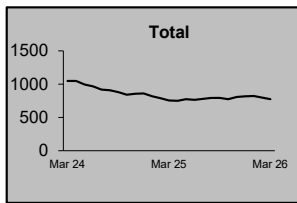
CIVIL RESOLUTION SUMMARY BY CASETYPE
MARCH 2026
PASSAIC

	Trial			Summary					Total	Percent resolved by					
	Jury	Nonjury	Total	Judgment	Settlement	Default Judgment	Dismiss	Other		Trial	Sum Jud	Settle	Default J	Dismiss	Other
Act on Neg Inst	0	1	1	0	0	0	0	0	1	100%	0%	0%	0%	0%	0%
Asbestos	0	0	0	0	0	0	0	0	0	0%	0%	0%	0%	0%	0%
Assault & Bat	0	0	0	0	3	1	8	0	12	0%	0%	25%	8%	67%	0%
Auto - Pers Inj	11	0	11	19	305	7	975	30	1,347	1%	1%	23%	1%	72%	2%
Auto - Property	0	0	0	0	7	12	21	0	40	0%	0%	18%	30%	53%	0%
Book Account	0	1	1	29	77	162	257	3	529	0%	5%	15%	31%	49%	1%
Civil Rights	0	0	0	0	5	0	6	4	15	0%	0%	33%	0%	40%	27%
Complex Commerc	0	0	0	0	6	1	5	0	12	0%	0%	50%	8%	42%	0%
Condemnation	1	0	1	0	1	0	0	0	2	50%	0%	50%	0%	0%	0%
Construction	0	0	0	1	5	1	8	0	15	0%	7%	33%	7%	53%	0%
Contract/Commer	1	0	1	17	53	72	234	6	383	0%	4%	14%	19%	61%	2%
Employment	1	0	1	0	1	0	7	1	10	10%	0%	10%	0%	70%	10%
Lieu of P. Writ	0	1	1	0	1	0	19	4	25	4%	0%	4%	0%	76%	16%
Medical Malprac	1	0	1	0	14	0	25	1	41	2%	0%	34%	0%	61%	2%
Name Change	0	0	0	0	0	0	16	104	120	0%	0%	0%	0%	13%	87%
Other Insurance	0	0	0	0	1	1	11	4	17	0%	0%	6%	6%	65%	24%
Other MCL	0	0	0	0	0	0	0	0	0	0%	0%	0%	0%	0%	0%
Other Track 1	0	1	1	10	20	9	103	27	170	1%	6%	12%	5%	61%	16%
Other Track 3	1	1	2	1	24	0	29	3	59	3%	2%	41%	0%	49%	5%
Other Track 4	0	0	0	0	7	1	11	0	19	0%	0%	37%	5%	58%	0%
Personal Injury	1	0	1	3	157	6	221	20	408	0%	1%	38%	1%	54%	5%
Prod Liability	0	0	0	1	0	0	6	1	8	0%	13%	0%	0%	75%	13%
Prof Malpractic	1	0	1	1	6	0	10	0	18	6%	6%	33%	0%	56%	0%
PIP Coverage	0	0	0	0	1	0	8	0	9	0%	0%	11%	0%	89%	0%
Real Property	0	1	1	0	4	0	11	0	16	6%	0%	25%	0%	69%	0%
Tort Other	0	0	0	1	13	5	45	5	69	0%	1%	19%	7%	65%	7%
Toxic Tort	0	0	0	0	0	0	0	0	0	0%	0%	0%	0%	0%	0%
UM/UIM Bod Inj	0	0	0	0	13	0	46	2	61	0%	0%	21%	0%	75%	3%
Total	18	6	24	83	724	278	2,082	215	3,406	1%	2%	21%	8%	61%	6%



**CIVIL BACKLOG BY CASETYPE
MARCH 2026
PASSAIC**

	Total	Backlog	% chg
Mar 24		1,049	
Mar 25		754	-28%
Mar 26		775	3%



1) Casetypes with the state's largest backlogs are highlighted.

**CIVIL CASELOAD SUMMARY BY CASETYPE
MARCH 2026
SALEM**

	Filings			Resolutions			Clearance		Backlog			Backlog Percent		Backlog Per 100 Monthly Filings		Active Pending		
	Jul 2024 to Mar 2025	Jul 2025 to Mar 2026	percent change	Jul 2024 to Mar 2025	Jul 2025 to Mar 2026	percent change	Mar 2026		Mar 2025	Mar 2026	percent change	Mar 2025	Mar 2026	Mar 2025	Mar 2026	Mar 2025	Mar 2026	percent change
							number	percent										
Act on Neg Inst	0	1		0	0	0%	-1	0%	0	0	0%	0%	0%	0	0	0	1	
Asbestos	0	0	0%	0	0	0%	0	100%	0	0	0%	0%	0%	0	0	0	0	0%
Assault & Bat	0	0	0%	0	1		1	100%	1	0	-100%	100%	0%	0	0	1	0	-100%
Auto - Pers Inj	47	32	-32%	38	37	-3%	5	116%	8	12	50%	14%	20%	148	294	59	59	0%
Auto - Property	3	3	0%	5	3	-40%	0	100%	0	0	0%	0%	0%	0	0	3	2	-33%
Book Account	45	41	-9%	39	43	10%	2	105%	0	0	0%	0%	0%	0	0	27	26	-4%
Civil Rights	0	1		4	2	-50%	1	200%	1	0	-100%	50%	0%	1,200	0	2	3	50%
Complex Comm	1	1	0%	0	0	0%	-1	0%	0	0	0%	0%	0%	0	0	0	0	0%
Condemnation	0	1		0	0	0%	-1	0%	0	0	0%	0%	0%	0	0	0	1	
Construction	2	4	100%	0	1		-3	25%	0	1		0%	17%	0	240	2	6	200%
Contract/Comm	37	46	24%	33	54	64%	8	117%	2	3	50%	5%	8%	44	56	44	37	-16%
Employment	1	2	100%	0	3		1	150%	0	1		0%	50%	0	400	3	2	-33%
Lieu of P. Writ	3	2	-33%	8	3	-63%	1	150%	0	0	0%	0%	0%	0	0	3	2	-33%
Medical Malprac	2	1	-50%	1	1	0%	0	100%	1	4	300%	20%	67%	600	1,600	5	6	20%
Name Change	13	24	85%	15	19	27%	-5	79%	0	0	0%	0%	0%	0	0	3	7	133%
Other Insurance	0	3		0	3		0	100%	1	0	-100%	100%	0%	0	0	1	1	0%
Other MCL	0	0	0%	0	0	0%	0	100%	0	0	0%	0%	0%	0	0	0	0	0%
Other Track 1	27	22	-19%	19	18	-5%	-4	82%	4	0	-100%	24%	0%	150	0	17	16	-6%
Other Track 3	5	10	100%	4	3	-25%	-7	30%	0	0	0%	0%	0%	0	0	7	13	86%
Other Track 4	11	1	-91%	0	4		3	400%	2	1	-50%	13%	10%	218	1,200	15	10	-33%
Personal Injury	19	28	47%	18	31	72%	3	111%	14	10	-29%	33%	24%	600	343	43	42	-2%
Prod Liability	1	1	0%	0	1		0	100%	0	0	0%	0%	0%	0	0	1	2	100%
Prof Malpractic	1	4	300%	2	4	100%	0	100%	2	1	-50%	50%	33%	1,200	240	4	3	-25%
PIP Coverage	0	1		0	0	0%	-1	0%	0	0	0%	0%	0%	0	0	0	1	
Real Property	1	1	0%	2	3	50%	2	300%	2	0	-100%	100%	0%	1,200	0	2	1	-50%
Tort Other	9	7	-22%	5	7	40%	0	100%	3	0	-100%	30%	0%	327	0	10	7	-30%
Toxic Tort	0	0	0%	0	0	0%	0	100%	0	0	0%	0%	0%	0	0	0	0	0%
UM/UIM Bod Inj	2	1	-50%	4	0	-100%	-1	0%	1	0	-100%	50%	0%	300	0	2	2	0%
Total	230	238	3%	197	241	22%	3	101%	42	33	-21%	17%	13%	161	125	254	250	-2%

CIVIL BACKLOG SUMMARY BY CASETYPE

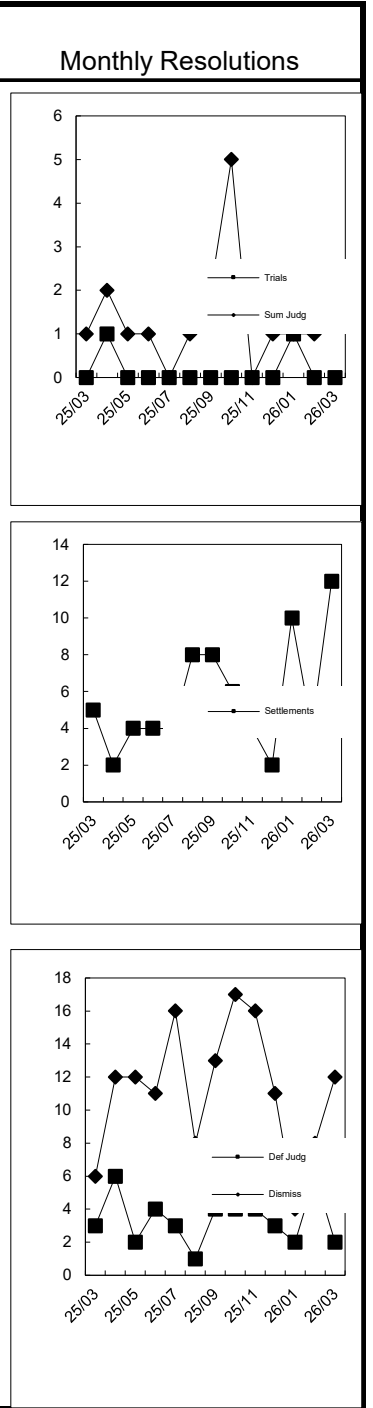
March 2026

SALEM

	Cases in Backlog															
	Track 1					Track 2				Track 3			Track 4			Total Backlog
	12 to 18 months	18 to 24 months	24 to 36 months	over 36 months	Total Track 1	18 to 24 months	24 to 36 months	over 36 months	Total Track 2	24 to 36 months	over 36 months	Total Track 3	24 to 36 months	over 36 months	Total Track 4	
Act on Neg Inst	0	0	0	0	0	0	0	0	0	0	0	0	0	0	0	0
Asbestos	0	0	0	0	0	0	0	0	0	0	0	0	0	0	0	0
Assault & Bat	0	0	0	0	0	0	0	0	0	0	0	0	0	0	0	0
Auto - Pers Inj	0	0	0	0	0	3	7	2	12	0	0	0	0	0	0	12
Auto - Property	0	0	0	0	0	0	0	0	0	0	0	0	0	0	0	0
Book Account	0	0	0	0	0	0	0	0	0	0	0	0	0	0	0	0
Civil Rights	0	0	0	0	0	0	0	0	0	0	0	0	0	0	0	0
Complex Commerc	0	0	0	0	0	0	0	0	0	0	0	0	0	0	0	0
Condemnation	0	0	0	0	0	0	0	0	0	0	0	0	0	0	0	0
Construction	0	0	0	0	0	1	0	0	1	0	0	0	0	0	0	1
Contract/Commer	0	0	0	0	0	3	0	0	3	0	0	0	0	0	0	3
Employment	0	0	0	0	0	1	0	0	1	0	0	0	0	0	0	1
Lieu of P. Writ	0	0	0	0	0	0	0	0	0	0	0	0	0	0	0	0
Medical Malprac	0	0	0	0	0	0	0	0	0	3	1	4	0	0	0	4
Name Change	0	0	0	0	0	0	0	0	0	0	0	0	0	0	0	0
Other Insurance	0	0	0	0	0	0	0	0	0	0	0	0	0	0	0	0
Other MCL	0	0	0	0	0	0	0	0	0	0	0	0	0	0	0	0
Other Track 1	0	0	0	0	0	0	0	0	0	0	0	0	0	0	0	0
Other Track 3	0	0	0	0	0	0	0	0	0	0	0	0	0	0	0	0
Other Track 4	0	0	0	0	0	0	0	0	0	0	0	0	0	1	1	1
Personal Injury	0	0	0	0	0	3	4	3	10	0	0	0	0	0	0	10
Prod Liability	0	0	0	0	0	0	0	0	0	0	0	0	0	0	0	0
Prof Malpractic	0	0	0	0	0	0	0	0	0	0	1	1	0	0	0	1
PIP Coverage	0	0	0	0	0	0	0	0	0	0	0	0	0	0	0	0
Real Property	0	0	0	0	0	0	0	0	0	0	0	0	0	0	0	0
Tort Other	0	0	0	0	0	0	0	0	0	0	0	0	0	0	0	0
Toxic Tort	0	0	0	0	0	0	0	0	0	0	0	0	0	0	0	0
UM/UIM Bod Inj	0	0	0	0	0	0	0	0	0	0	0	0	0	0	0	0
Total	0	0	0	0	0	11	11	5	27	3	2	5	0	1	1	33

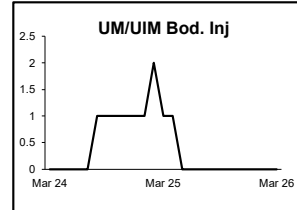
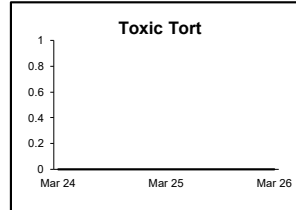
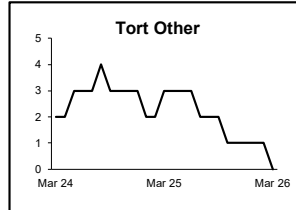
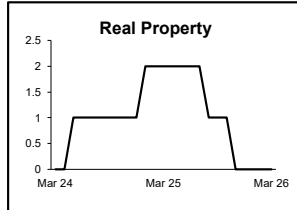
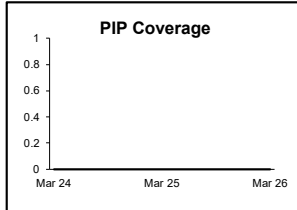

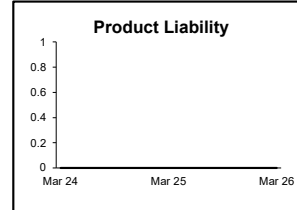
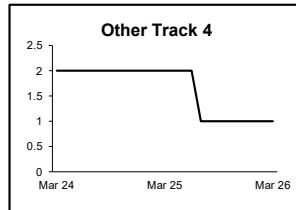
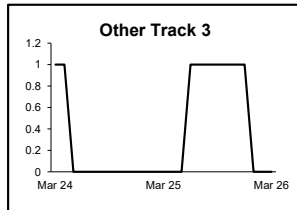
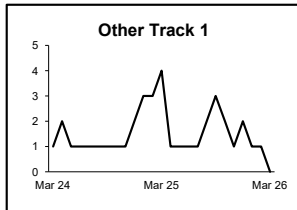
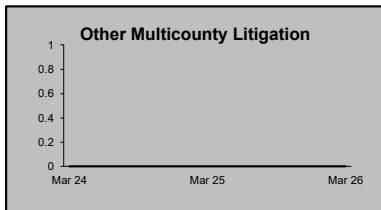
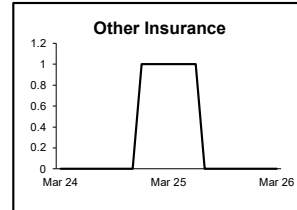
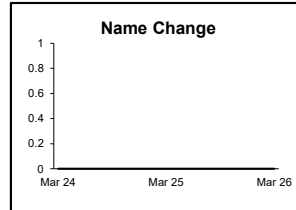
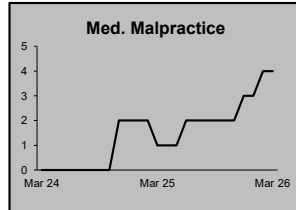
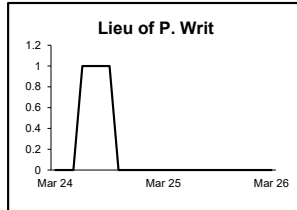
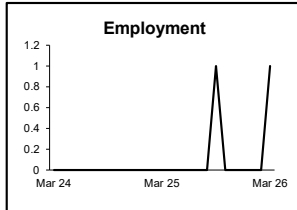
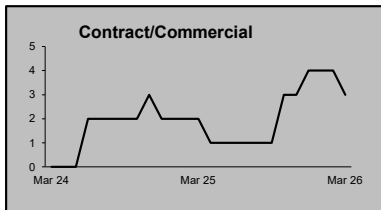
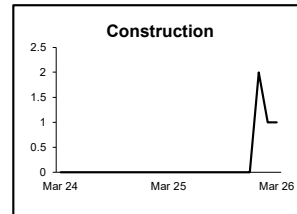
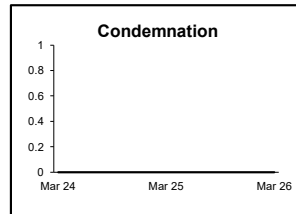

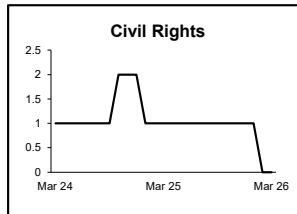
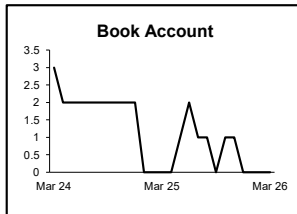

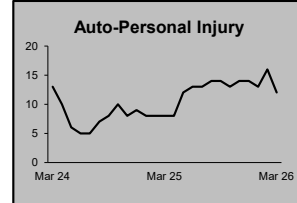
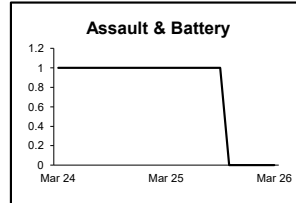
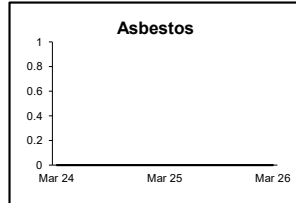
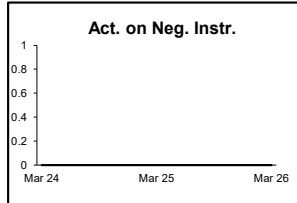
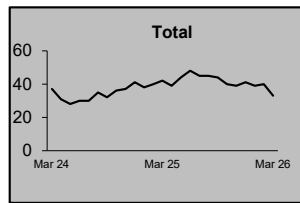
CIVIL RESOLUTION SUMMARY BY CASETYPE
MARCH 2026
SALEM

	Trial			Summary					Total	Percent resolved by						
	Jury	Nonjury	Total	Judgment	Settlement	Default Judgment	Dismiss	Other		Trial	Sum Jud	Settle	Default J	Dismiss	Other	
Act on Neg Inst	0	0	0	0	0	0	0	0	0	0%	0%	0%	0%	0%	0%	
Asbestos	0	0	0	0	0	0	0	0	0	0%	0%	0%	0%	0%	0%	
Assault & Bat	0	0	0	0	0	0	0	1	0	1	0%	0%	0%	0%	100%	0%
Auto - Pers Inj	0	0	0	1	14	1	20	1	37	0%	3%	38%	3%	54%	3%	
Auto - Property	0	0	0	0	0	2	1	0	3	0%	0%	0%	67%	33%	0%	
Book Account	0	0	0	4	7	12	17	3	43	0%	9%	16%	28%	40%	7%	
Civil Rights	0	0	0	0	1	0	0	1	2	0%	0%	50%	0%	0%	50%	
Complex Commerc	0	0	0	0	0	0	0	0	0	0%	0%	0%	0%	0%	0%	
Condemnation	0	0	0	0	0	0	0	0	0	0%	0%	0%	0%	0%	0%	
Construction	0	0	0	0	0	1	0	0	1	0%	0%	0%	100%	0%	0%	
Contract/Commer	0	0	0	2	13	10	25	4	54	0%	4%	24%	19%	46%	7%	
Employment	0	0	0	0	1	0	1	1	3	0%	0%	33%	0%	33%	33%	
Lieu of P. Writ	0	0	0	2	0	0	1	0	3	0%	67%	0%	0%	33%	0%	
Medical Malprac	0	0	0	0	0	0	1	0	1	0%	0%	0%	0%	100%	0%	
Name Change	0	0	0	0	0	0	0	19	19	0%	0%	0%	0%	0%	100%	
Other Insurance	0	0	0	0	1	0	2	0	3	0%	0%	33%	0%	67%	0%	
Other MCL	0	0	0	0	0	0	0	0	0	0%	0%	0%	0%	0%	0%	
Other Track 1	0	0	0	1	2	1	13	1	18	0%	6%	11%	6%	72%	6%	
Other Track 3	0	0	0	0	1	0	1	1	3	0%	0%	33%	0%	33%	33%	
Other Track 4	0	0	0	0	0	0	4	0	4	0%	0%	0%	0%	100%	0%	
Personal Injury	0	0	0	1	12	2	15	1	31	0%	3%	39%	6%	48%	3%	
Prod Liability	0	0	0	0	0	0	1	0	1	0%	0%	0%	0%	100%	0%	
Prof Malpractic	1	0	1	0	1	0	0	2	4	25%	0%	25%	0%	0%	50%	
PIP Coverage	0	0	0	0	0	0	0	0	0	0%	0%	0%	0%	0%	0%	
Real Property	0	0	0	1	1	0	0	1	3	0%	33%	33%	0%	0%	33%	
Tort Other	0	0	0	1	4	0	2	0	7	0%	14%	57%	0%	29%	0%	
Toxic Tort	0	0	0	0	0	0	0	0	0	0%	0%	0%	0%	0%	0%	
UM/UIM Bod Inj	0	0	0	0	0	0	0	0	0	0%	0%	0%	0%	0%	0%	
Total	1	0	1	13	58	29	105	35	241	0%	5%	24%	12%	44%	15%	



**CIVIL BACKLOG BY CASETYPE
MARCH 2026
SALEM**

	Total	Backlog	% chg
Mar 24		37	
Mar 25		42	14%
Mar 26		33	-21%



1) Casetypes with the state's largest backlogs are highlighted.

CIVIL CASELOAD SUMMARY BY CASETYPE
MARCH 2026
SOMERSET

	Filings			Resolutions			Clearance		Backlog			Backlog Percent		Backlog Per 100 Monthly Filings		Active Pending		
	Jul 2024 to Mar 2025	Jul 2025 to Mar 2026	percent change	Jul 2024 to Mar 2025	Jul 2025 to Mar 2026	percent change	Mar 2026		Mar 2025	Mar 2026	percent change	Mar 2025	Mar 2026	Mar 2025	Mar 2026	Mar 2025	Mar 2026	percent change
							number	percent										
Act on Neg Inst	1	5	400%	4	0	-100%	-5	0%	0	0	0%	0%	0%	0	0	0	5	
Asbestos	0	0	0%	0	0	0%	0	100%	0	0	0%	0%	0%	0	0	0	0	0%
Assault & Bat	4	3	-25%	9	8	-11%	5	267%	6	2	-67%	60%	40%	1,440	600	10	5	-50%
Auto - Pers Inj	324	341	5%	292	298	2%	-43	87%	130	123	-5%	25%	22%	369	332	522	562	8%
Auto - Property	23	12	-48%	21	18	-14%	6	150%	2	2	0%	10%	17%	83	141	21	12	-43%
Book Account	217	275	27%	218	235	8%	-40	85%	8	6	-25%	7%	4%	31	20	122	167	37%
Civil Rights	3	11	267%	6	13	117%	2	118%	9	7	-22%	50%	44%	1,543	646	18	16	-11%
Complex Comm	7	1	-86%	7	5	-29%	4	500%	9	6	-33%	53%	50%	1,080	3,600	17	12	-29%
Condemnation	5	2	-60%	2	0	-100%	-2	0%	0	1		0%	33%	0	600	4	3	-25%
Construction	18	6	-67%	16	12	-25%	6	200%	2	2	0%	15%	20%	114	218	13	10	-23%
Contract/Comm	221	259	17%	240	262	9%	3	101%	58	59	2%	21%	20%	231	200	282	302	7%
Employment	3	18	500%	10	8	-20%	-10	44%	2	3	50%	25%	14%	600	144	8	21	163%
Lieu of P. Writ	12	18	50%	11	17	55%	-1	94%	17	18	6%	44%	43%	1,569	939	39	42	8%
Medical Malprac	17	12	-29%	10	20	100%	8	167%	30	23	-23%	48%	43%	1,333	1,725	62	53	-15%
Name Change	105	100	-5%	90	104	16%	4	104%	0	0	0%	0%	0%	0	0	31	15	-52%
Other Insurance	11	11	0%	9	11	22%	0	100%	4	4	0%	29%	36%	320	320	14	11	-21%
Other MCL	0	0	0%	0	0	0%	0	100%	0	0	0%	0%	0%	0	0	0	0	0%
Other Track 1	73	72	-1%	71	49	-31%	-23	68%	2	3	50%	7%	8%	24	34	29	39	34%
Other Track 3	54	59	9%	53	61	15%	2	103%	20	22	10%	21%	22%	308	357	96	101	5%
Other Track 4	20	3	-85%	6	7	17%	4	233%	8	4	-50%	26%	14%	480	800	31	28	-10%
Personal Injury	129	133	3%	182	126	-31%	-7	95%	93	80	-14%	34%	30%	623	571	277	265	-4%
Prod Liability	1	4	300%	5	4	-20%	0	100%	3	2	-33%	50%	33%	1,800	400	6	6	0%
Prof Malpractic	18	11	-39%	20	17	-15%	6	155%	9	8	-11%	24%	24%	491	533	38	33	-13%
PIP Coverage	6	3	-50%	3	2	-33%	-1	67%	0	1		0%	25%	0	300	3	4	33%
Real Property	5	6	20%	4	6	50%	0	100%	2	1	-50%	50%	20%	400	150	4	5	25%
Tort Other	113	73	-35%	147	89	-39%	16	122%	16	11	-31%	16%	15%	123	123	98	72	-27%
Toxic Tort	0	0	0%	0	1		1	100%	0	0	0%	0%	0%	0	0	0	0	0%
UM/UIM Bod Inj	21	21	0%	21	11	-48%	-10	52%	1	3	200%	4%	9%	46	150	24	35	46%
Total	1,411	1,459	3%	1,457	1,384	-5%	-75	95%	431	391	-9%	24%	21%	272	243	1,769	1,824	3%

CIVIL BACKLOG SUMMARY BY CASETYPE

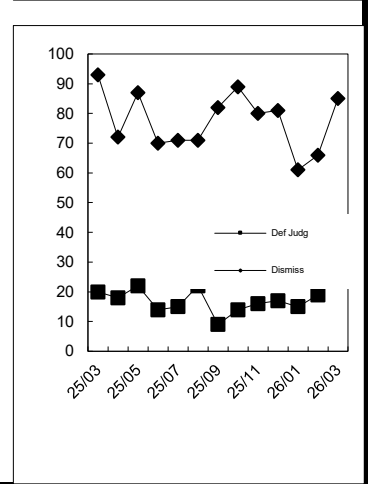
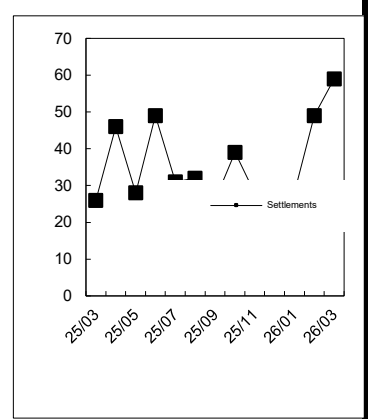
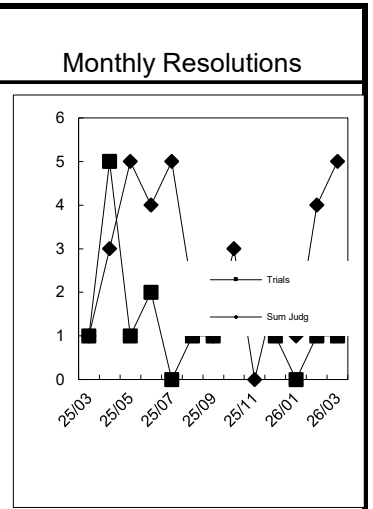
March 2026

SOMERSET

	Cases in Backlog															
	Track 1					Track 2				Track 3			Track 4			Total Backlog
	12 to 18 months	18 to 24 months	24 to 36 months	over 36 months	Total Track 1	18 to 24 months	24 to 36 months	over 36 months	Total Track 2	24 to 36 months	over 36 months	Total Track 3	24 to 36 months	over 36 months	Total Track 4	
Act on Neg Inst	0	0	0	0	0	0	0	0	0	0	0	0	0	0	0	0
Asbestos	0	0	0	0	0	0	0	0	0	0	0	0	0	0	0	0
Assault & Bat	0	0	0	0	0	0	0	0	0	1	1	2	0	0	0	2
Auto - Pers Inj	0	0	0	0	0	68	34	21	123	0	0	0	0	0	0	123
Auto - Property	0	0	0	0	0	0	1	1	2	0	0	0	0	0	0	2
Book Account	5	1	0	0	6	0	0	0	0	0	0	0	0	0	0	6
Civil Rights	0	0	0	0	0	0	0	0	0	2	5	7	0	0	0	7
Complex Commerc	0	0	0	0	0	0	0	0	0	0	0	0	1	5	6	6
Condemnation	0	0	0	0	0	0	0	0	0	1	0	1	0	0	0	1
Construction	0	0	0	0	0	2	0	0	2	0	0	0	0	0	0	2
Contract/Commer	0	0	0	0	0	28	16	15	59	0	0	0	0	0	0	59
Employment	0	0	0	0	0	0	2	1	3	0	0	0	0	0	0	3
Lieu of P. Writ	0	0	0	0	0	0	0	0	0	0	0	0	7	11	18	18
Medical Malprac	0	0	0	0	0	0	0	0	0	6	17	23	0	0	0	23
Name Change	0	0	0	0	0	0	0	0	0	0	0	0	0	0	0	0
Other Insurance	2	1	1	0	4	0	0	0	0	0	0	0	0	0	0	4
Other MCL	0	0	0	0	0	0	0	0	0	0	0	0	0	0	0	0
Other Track 1	2	1	0	0	3	0	0	0	0	0	0	0	0	0	0	3
Other Track 3	0	0	0	0	0	0	0	0	0	9	13	22	0	0	0	22
Other Track 4	0	0	0	0	0	0	0	0	0	0	0	0	0	4	4	4
Personal Injury	0	0	0	0	0	33	28	19	80	0	0	0	0	0	0	80
Prod Liability	0	0	0	0	0	0	0	0	0	1	1	2	0	0	0	2
Prof Malpractic	0	0	0	0	0	0	0	0	0	7	1	8	0	0	0	8
PIP Coverage	0	1	0	0	1	0	0	0	0	0	0	0	0	0	0	1
Real Property	0	0	0	1	1	0	0	0	0	0	0	0	0	0	0	1
Tort Other	0	0	0	0	0	2	6	3	11	0	0	0	0	0	0	11
Toxic Tort	0	0	0	0	0	0	0	0	0	0	0	0	0	0	0	0
UM/UIM Bod Inj	0	0	0	0	0	1	1	1	3	0	0	0	0	0	0	3
Total	9	4	1	1	15	134	88	61	283	27	38	65	8	20	28	391

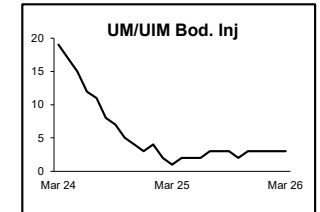
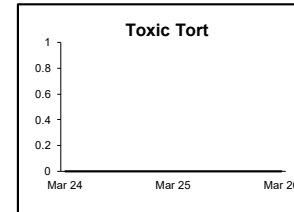
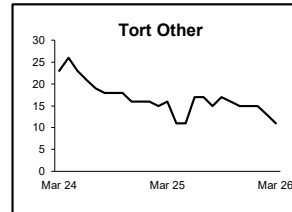
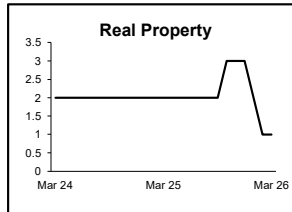
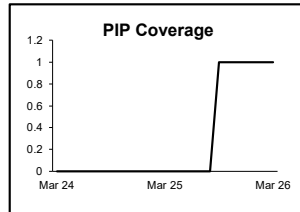
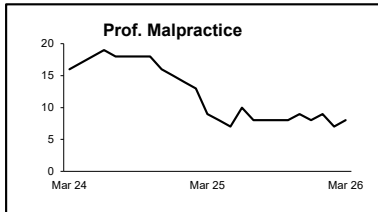
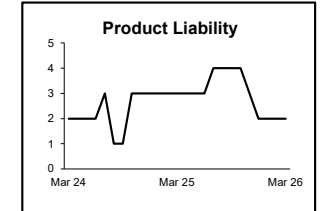
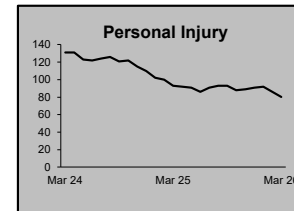
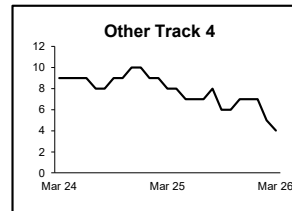
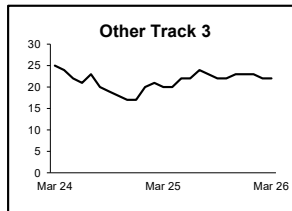
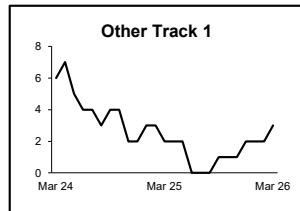
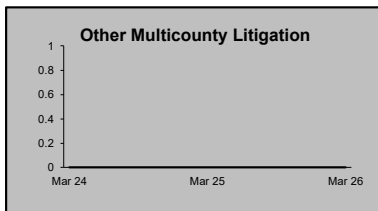
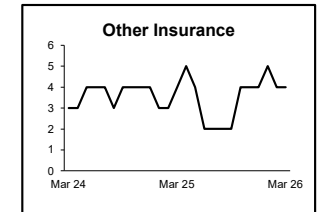
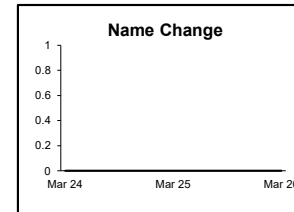
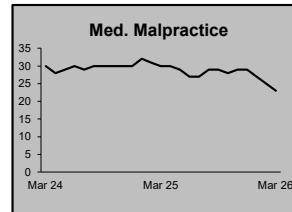
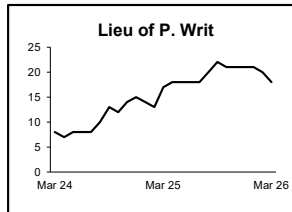
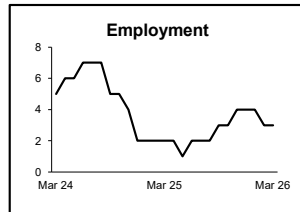
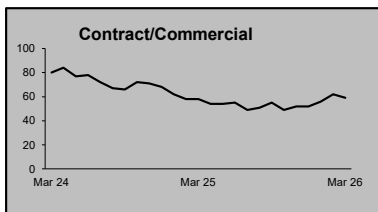
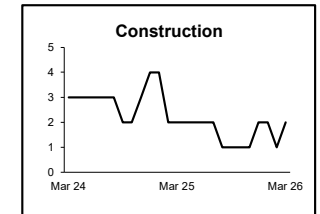
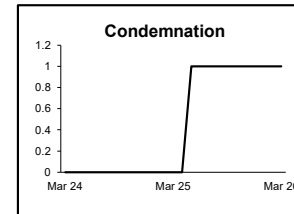
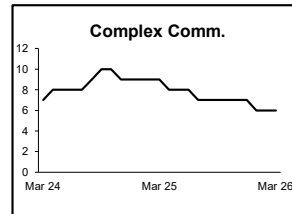
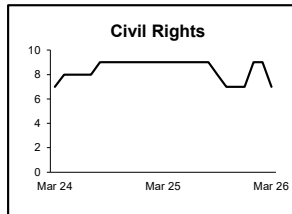
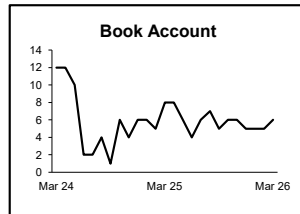
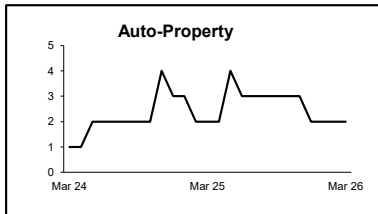
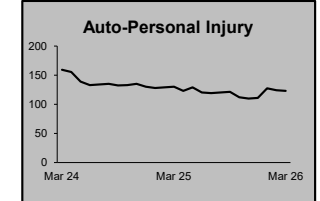
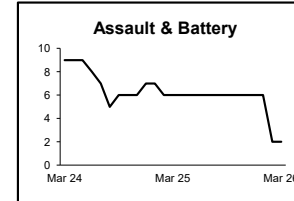
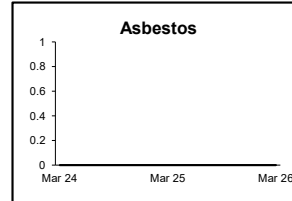
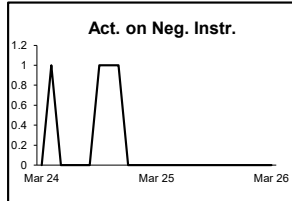
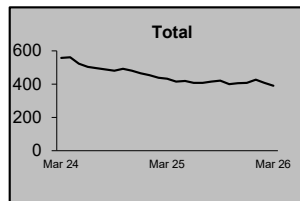
CIVIL RESOLUTION SUMMARY BY CASETYPE
MARCH 2026
SOMERSET

	Trial			Summary	Default				Total	Percent resolved by					
	Jury	Nonjury	Total		Judgment	Settlement	Judgment	Dismiss		Other	Trial	Sum Jud	Settle	Default J	Dismiss
Act on Neg Inst	0	0	0	0	0	0	0	0	0	0%	0%	0%	0%	0%	0%
Asbestos	0	0	0	0	0	0	0	0	0	0%	0%	0%	0%	0%	0%
Assault & Bat	0	0	0	0	4	1	3	0	8	0%	0%	50%	13%	38%	0%
Auto - Pers Inj	4	0	4	0	79	0	203	12	298	1%	0%	27%	0%	68%	4%
Auto - Property	1	0	1	0	6	5	6	0	18	6%	0%	33%	28%	33%	0%
Book Account	0	0	0	6	54	72	100	3	235	0%	3%	23%	31%	43%	1%
Civil Rights	0	0	0	0	4	0	8	1	13	0%	0%	31%	0%	62%	8%
Complex Commerc	0	0	0	0	4	0	1	0	5	0%	0%	80%	0%	20%	0%
Condemnation	0	0	0	0	0	0	0	0	0	0%	0%	0%	0%	0%	0%
Construction	0	0	0	0	6	1	5	0	12	0%	0%	50%	8%	42%	0%
Contract/Commer	0	2	2	6	43	51	148	12	262	1%	2%	16%	19%	56%	5%
Employment	0	0	0	0	2	0	3	3	8	0%	0%	25%	0%	38%	38%
Lieu of P. Writ	0	0	0	4	1	0	10	2	17	0%	24%	6%	0%	59%	12%
Medical Malprac	1	0	1	1	8	0	10	0	20	5%	5%	40%	0%	50%	0%
Name Change	0	0	0	0	0	0	5	99	104	0%	0%	0%	0%	5%	95%
Other Insurance	0	0	0	0	3	0	6	2	11	0%	0%	27%	0%	55%	18%
Other MCL	0	0	0	0	0	0	0	0	0	0%	0%	0%	0%	0%	0%
Other Track 1	0	0	0	0	7	2	25	15	49	0%	0%	14%	4%	51%	31%
Other Track 3	0	0	0	0	18	0	34	9	61	0%	0%	30%	0%	56%	15%
Other Track 4	0	1	1	0	3	0	3	0	7	14%	0%	43%	0%	43%	0%
Personal Injury	0	0	0	1	53	0	56	16	126	0%	1%	42%	0%	44%	13%
Prod Liability	0	0	0	0	0	0	3	1	4	0%	0%	0%	0%	75%	25%
Prof Malpractic	0	0	0	0	8	0	8	1	17	0%	0%	47%	0%	47%	6%
PIP Coverage	0	0	0	0	1	0	1	0	2	0%	0%	50%	0%	50%	0%
Real Property	0	0	0	0	2	0	1	3	6	0%	0%	33%	0%	17%	50%
Tort Other	0	0	0	5	12	30	37	5	89	0%	6%	13%	34%	42%	6%
Toxic Tort	0	0	0	0	0	0	1	0	1	0%	0%	0%	0%	100%	0%
UM/UIIM Bod Inj	0	0	0	0	2	0	9	0	11	0%	0%	18%	0%	82%	0%
Total	6	3	9	23	320	162	686	184	1,384	1%	2%	23%	12%	50%	13%



**CIVIL BACKLOG BY CASETYPE
MARCH 2026
SOMERSET**

	Total	Backlog	% chg
Mar 24		557	
Mar 25		431	-23%
Mar 26		391	-9%



1) Casetypes with the state's largest backlogs are highlighted.

CIVIL CASELOAD SUMMARY BY CASETYPE
MARCH 2026
SUSSEX

	Filings			Resolutions			Clearance		Backlog			Backlog Percent		Backlog Per 100 Monthly Filings		Active Pending		
	Jul 2024 to Mar 2025	Jul 2025 to Mar 2026	percent change	Jul 2024 to Mar 2025	Jul 2025 to Mar 2026	percent change	Mar 2026		Mar 2025	Mar 2026	percent change	Mar 2025	Mar 2026	Mar 2025	Mar 2026	Mar 2025	Mar 2026	percent change
							number	percent										
Act on Neg Inst	0	0	0%	0	0	0%	0	100%	0	0	0%	0%	0%	0	0	0	0	0%
Asbestos	0	0	0%	0	0	0%	0	100%	0	0	0%	0%	0%	0	0	0	0	0%
Assault & Bat	2	0	-100%	3	1	-67%	1	100%	1	0	-100%	33%	0%	600	0	3	1	-67%
Auto - Pers Inj	70	66	-6%	76	64	-16%	-2	97%	20	21	5%	18%	17%	245	260	111	122	10%
Auto - Property	10	7	-30%	9	6	-33%	-1	86%	0	0	0%	0%	0%	0	0	7	7	0%
Book Account	111	107	-4%	92	101	10%	-6	94%	1	2	100%	1%	3%	9	17	68	61	-10%
Civil Rights	3	4	33%	3	2	-33%	-2	50%	2	1	-50%	50%	17%	600	300	4	6	50%
Complex Comm	3	1	-67%	1	0	-100%	-1	0%	3	3	0%	60%	60%	900	3,600	5	5	0%
Condemnation	1	0	-100%	1	3	200%	3	100%	0	0	0%	0%	0%	0	0	1	1	0%
Construction	2	4	100%	3	1	-67%	-3	25%	0	1		0%	17%	0	200	4	6	50%
Contract/Comm	89	98	10%	89	74	-17%	-24	76%	7	13	86%	9%	12%	76	122	77	109	42%
Employment	8	8	0%	1	11	>999%	3	138%	1	1	0%	9%	20%	133	120	11	5	-55%
Lieu of P. Writ	8	5	-38%	12	5	-58%	0	100%	1	0	-100%	20%	0%	109	0	5	5	0%
Medical Malprac	5	3	-40%	11	7	-36%	4	233%	5	7	40%	31%	50%	1,200	1,400	16	14	-13%
Name Change	50	33	-34%	44	34	-23%	1	103%	0	0	0%	0%	0%	0	0	9	9	0%
Other Insurance	2	7	250%	2	2	0%	-5	29%	0	0	0%	0%	0%	0	0	1	7	600%
Other MCL	1	2	100%	0	2		0	100%	0	0	0%	0%	0%	0	0	1	0	-100%
Other Track 1	48	41	-15%	36	48	33%	7	117%	3	1	-67%	9%	4%	65	23	34	25	-26%
Other Track 3	10	32	220%	21	26	24%	-6	81%	7	2	-71%	23%	5%	420	63	31	39	26%
Other Track 4	20	4	-80%	2	3	50%	-1	75%	0	1		0%	5%	0	200	20	22	10%
Personal Injury	59	63	7%	68	62	-9%	-1	98%	23	20	-13%	23%	18%	358	276	102	110	8%
Prod Liability	3	2	-33%	1	3	200%	1	150%	1	1	0%	13%	14%	400	400	8	7	-13%
Prof Malpractic	2	5	150%	9	4	-56%	-1	80%	3	3	0%	30%	25%	600	600	10	12	20%
PIP Coverage	2	0	-100%	0	1		1	100%	0	0	0%	0%	0%	0	0	2	0	-100%
Real Property	3	5	67%	4	5	25%	0	100%	1	0	-100%	33%	0%	400	0	3	2	-33%
Tort Other	19	11	-42%	16	14	-13%	3	127%	7	5	-29%	28%	28%	382	400	25	18	-28%
Toxic Tort	0	0	0%	0	0	0%	0	100%	1	0	-100%	100%	0%	0	0	1	0	-100%
UM/UIM Bod Inj	3	4	33%	3	2	-33%	-2	50%	0	0	0%	0%	0%	0	0	2	6	200%
Total	534	512	-4%	507	481	-5%	-31	94%	87	82	-6%	16%	14%	154	142	561	599	7%

CIVIL BACKLOG SUMMARY BY CASETYPE

March 2026

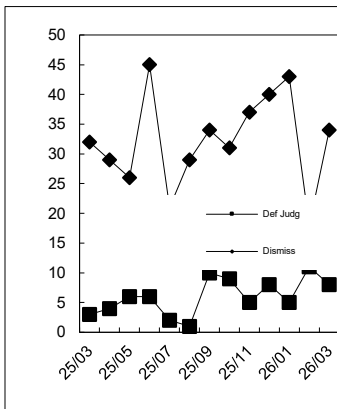
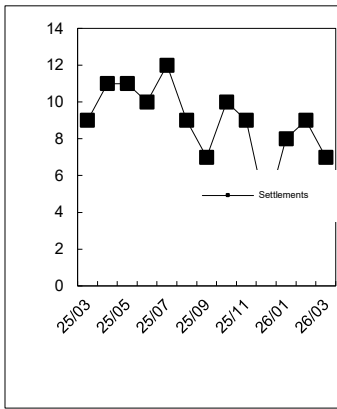
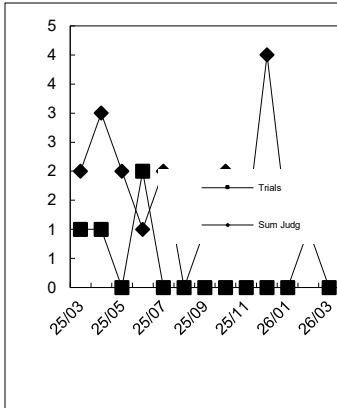
SUSSEX

	Cases in Backlog															
	Track 1					Track 2				Track 3			Track 4			Total Backlog
	12 to 18 months	18 to 24 months	24 to 36 months	over 36 months	Total Track 1	18 to 24 months	24 to 36 months	over 36 months	Total Track 2	24 to 36 months	over 36 months	Total Track 3	24 to 36 months	over 36 months	Total Track 4	
Act on Neg Inst	0	0	0	0	0	0	0	0	0	0	0	0	0	0	0	0
Asbestos	0	0	0	0	0	0	0	0	0	0	0	0	0	0	0	0
Assault & Bat	0	0	0	0	0	0	0	0	0	0	0	0	0	0	0	0
Auto - Pers Inj	0	0	0	0	0	13	8	0	21	0	0	0	0	0	0	21
Auto - Property	0	0	0	0	0	0	0	0	0	0	0	0	0	0	0	0
Book Account	2	0	0	0	2	0	0	0	0	0	0	0	0	0	0	2
Civil Rights	0	0	0	0	0	0	0	0	0	0	1	1	0	0	0	1
Complex Commerc	0	0	0	0	0	0	0	0	0	0	0	0	0	3	3	3
Condemnation	0	0	0	0	0	0	0	0	0	0	0	0	0	0	0	0
Construction	0	0	0	0	0	1	0	0	1	0	0	0	0	0	0	1
Contract/Commer	0	0	0	0	0	9	4	0	13	0	0	0	0	0	0	13
Employment	0	0	0	0	0	0	1	0	1	0	0	0	0	0	0	1
Lieu of P. Writ	0	0	0	0	0	0	0	0	0	0	0	0	0	0	0	0
Medical Malprac	0	0	0	0	0	0	0	0	0	6	1	7	0	0	0	7
Name Change	0	0	0	0	0	0	0	0	0	0	0	0	0	0	0	0
Other Insurance	0	0	0	0	0	0	0	0	0	0	0	0	0	0	0	0
Other MCL	0	0	0	0	0	0	0	0	0	0	0	0	0	0	0	0
Other Track 1	1	0	0	0	1	0	0	0	0	0	0	0	0	0	0	1
Other Track 3	0	0	0	0	0	0	0	0	0	1	1	2	0	0	0	2
Other Track 4	0	0	0	0	0	0	0	0	0	0	0	0	1	0	1	1
Personal Injury	0	0	0	0	0	12	8	0	20	0	0	0	0	0	0	20
Prod Liability	0	0	0	0	0	0	0	0	0	1	0	1	0	0	0	1
Prof Malpractic	0	0	0	0	0	0	0	0	0	2	1	3	0	0	0	3
PIP Coverage	0	0	0	0	0	0	0	0	0	0	0	0	0	0	0	0
Real Property	0	0	0	0	0	0	0	0	0	0	0	0	0	0	0	0
Tort Other	0	0	0	0	0	3	1	1	5	0	0	0	0	0	0	5
Toxic Tort	0	0	0	0	0	0	0	0	0	0	0	0	0	0	0	0
UM/UIM Bod Inj	0	0	0	0	0	0	0	0	0	0	0	0	0	0	0	0
Total	3	0	0	0	3	38	22	1	61	10	4	14	1	3	4	82

CIVIL RESOLUTION SUMMARY BY CASETYPE
MARCH 2026
SUSSEX

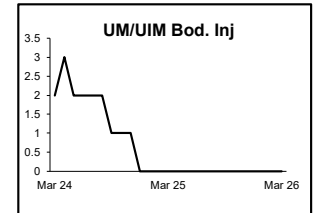
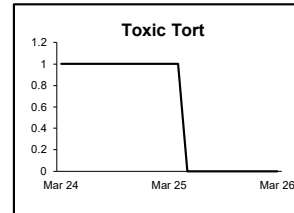
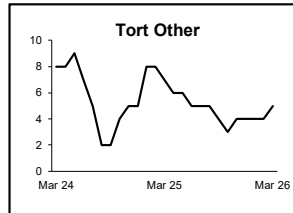
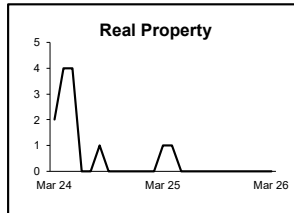
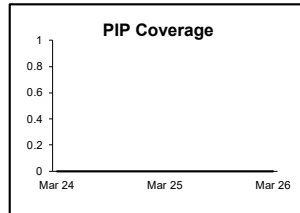
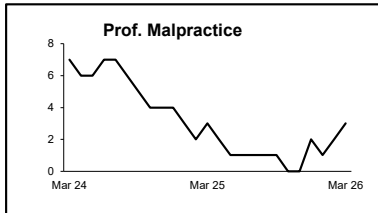
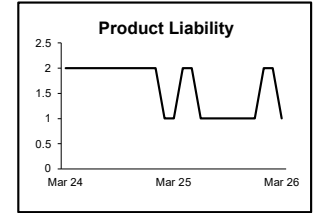
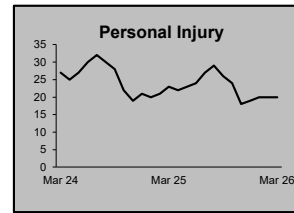
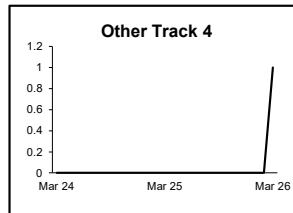
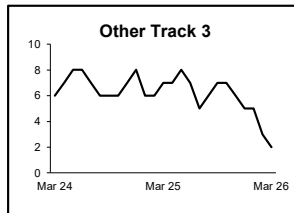
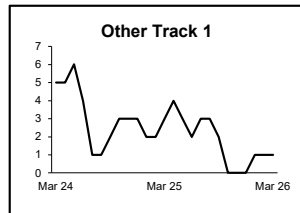
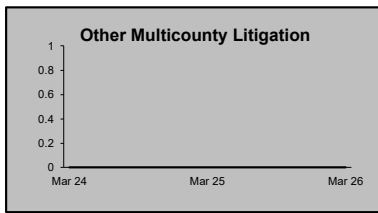
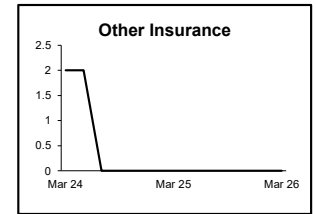
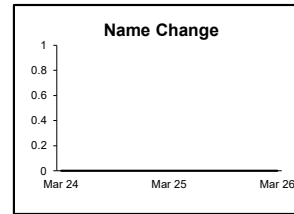
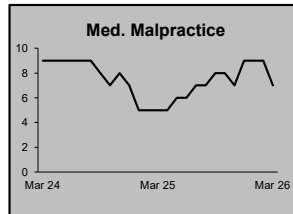
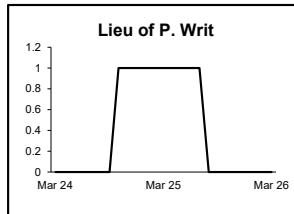
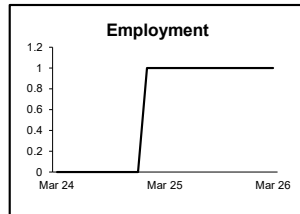
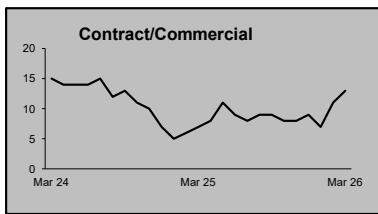
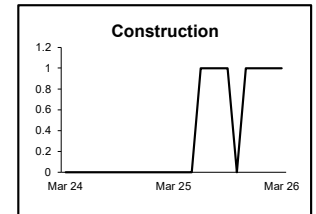
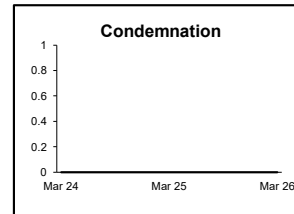
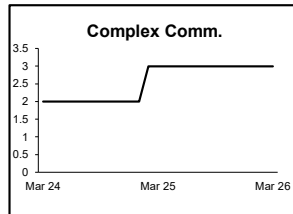
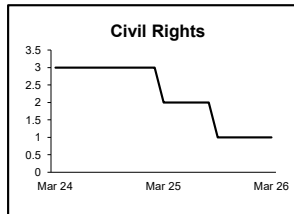
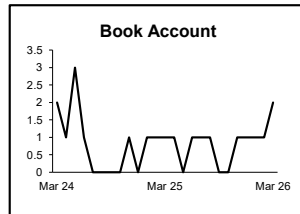
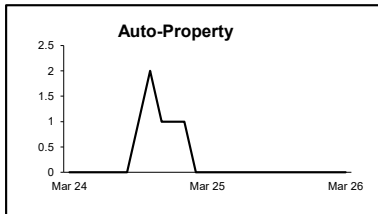
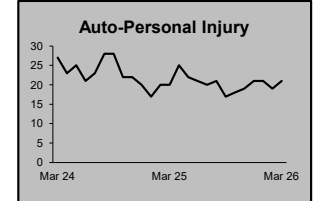
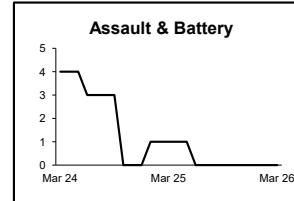
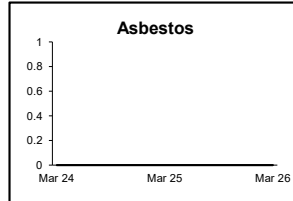
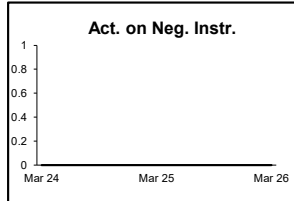
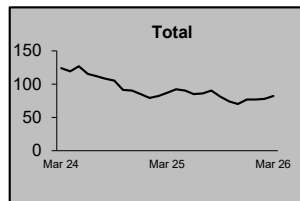
	Trial			Summary	Default					Total	Percent resolved by					
	Jury	Nonjury	Total		Judgment	Settlement	Judgment	Dismiss	Other		Trial	Sum Jud	Settle	Default J	Dismiss	Other
Act on Neg Inst	0	0	0	0	0	0	0	0	0	0	0%	0%	0%	0%	0%	0%
Asbestos	0	0	0	0	0	0	0	0	0	0	0%	0%	0%	0%	0%	0%
Assault & Bat	0	0	0	0	0	0	1	0	0	1	0%	0%	0%	0%	100%	0%
Auto - Pers Inj	0	0	0	0	15	0	49	0	0	64	0%	0%	23%	0%	77%	0%
Auto - Property	0	0	0	1	1	2	2	0	0	6	0%	17%	17%	33%	33%	0%
Book Account	0	0	0	2	15	41	41	2	0	101	0%	2%	15%	41%	41%	2%
Civil Rights	0	0	0	0	1	0	1	0	0	2	0%	0%	50%	0%	50%	0%
Complex Commerc	0	0	0	0	0	0	0	0	0	0	0%	0%	0%	0%	0%	0%
Condemnation	0	0	0	2	0	0	1	0	0	3	0%	67%	0%	0%	33%	0%
Construction	0	0	0	0	1	0	0	0	0	1	0%	0%	100%	0%	0%	0%
Contract/Commer	0	0	0	5	10	10	48	1	0	74	0%	7%	14%	14%	65%	1%
Employment	0	0	0	0	2	0	9	0	0	11	0%	0%	18%	0%	82%	0%
Lieu of P. Writ	0	0	0	0	1	0	4	0	0	5	0%	0%	20%	0%	80%	0%
Medical Malprac	0	0	0	0	3	0	4	0	0	7	0%	0%	43%	0%	57%	0%
Name Change	0	0	0	0	0	0	3	31	0	34	0%	0%	0%	0%	9%	91%
Other Insurance	0	0	0	0	0	0	2	0	0	2	0%	0%	0%	0%	100%	0%
Other MCL	0	0	0	0	0	0	0	2	0	2	0%	0%	0%	0%	0%	100%
Other Track 1	0	0	0	2	4	3	35	4	0	48	0%	4%	8%	6%	73%	8%
Other Track 3	0	0	0	0	6	0	19	1	0	26	0%	0%	23%	0%	73%	4%
Other Track 4	0	0	0	0	0	1	2	0	0	3	0%	0%	0%	33%	67%	0%
Personal Injury	0	0	0	0	15	0	46	1	0	62	0%	0%	24%	0%	74%	2%
Prod Liability	0	0	0	0	1	0	1	1	0	3	0%	0%	33%	0%	33%	33%
Prof Malpractic	0	0	0	0	0	0	4	0	0	4	0%	0%	0%	0%	100%	0%
PIP Coverage	0	0	0	0	0	1	0	0	0	1	0%	0%	0%	100%	0%	0%
Real Property	0	0	0	0	0	0	2	3	0	5	0%	0%	0%	0%	40%	60%
Tort Other	1	0	1	1	0	1	11	0	0	14	7%	7%	0%	7%	79%	0%
Toxic Tort	0	0	0	0	0	0	0	0	0	0	0%	0%	0%	0%	0%	0%
UM/UIM Bod Inj	0	0	0	0	0	0	2	0	0	2	0%	0%	0%	0%	100%	0%
Total	1	0	1	13	75	59	287	46	0	481	0%	3%	16%	12%	60%	10%

Monthly Resolutions



**CIVIL BACKLOG BY CASETYPE
MARCH 2026
SUSSEX**

	Total	Backlog	% chg
Mar 24		124	
Mar 25		87	-30%
Mar 26		82	-6%



1) Casetypes with the state's largest backlogs are highlighted.

**CIVIL CASELOAD SUMMARY BY CASETYPE
MARCH 2026
UNION**

	Filings			Resolutions			Clearance		Backlog			Backlog Percent		Backlog Per 100 Monthly Filings		Active Pending		
	Jul 2024 to Mar 2025	Jul 2025 to Mar 2026	percent change	Jul 2024 to Mar 2025	Jul 2025 to Mar 2026	percent change	Mar 2026		Mar 2025	Mar 2026	percent change	Mar 2025	Mar 2026	Mar 2025	Mar 2026	Mar 2025	Mar 2026	percent change
							number	percent										
Act on Neg Inst	5	4	-20%	3	6	100%	2	150%	3	1	-67%	33%	25%	514	300	9	4	-56%
Asbestos	0	0	0%	0	0	0%	0	100%	0	0	0%	0%	0%	0	0	0	0	0%
Assault & Bat	3	5	67%	4	2	-50%	-3	40%	3	5	67%	27%	33%	600	857	11	15	36%
Auto - Pers Inj	1,613	1,620	0%	1,431	1,526	7%	-94	94%	432	475	10%	17%	19%	245	258	2,476	2,567	4%
Auto - Property	59	50	-15%	65	52	-20%	2	104%	2	2	0%	3%	4%	28	37	64	47	-27%
Book Account	454	553	22%	342	475	39%	-78	86%	33	36	9%	9%	8%	70	60	369	427	16%
Civil Rights	15	19	27%	15	14	-7%	-5	74%	10	11	10%	40%	38%	667	600	25	29	16%
Complex Comm	15	14	-7%	10	11	10%	-3	79%	8	7	-13%	44%	33%	505	560	18	21	17%
Condemnation	1	1	0%	4	0	-100%	-1	0%	2	1	-50%	67%	50%	1,200	1,200	3	2	-33%
Construction	8	25	213%	16	9	-44%	-16	36%	2	1	-50%	17%	4%	200	41	12	27	125%
Contract/Comm	501	497	-1%	459	464	1%	-33	93%	63	75	19%	12%	14%	114	138	506	541	7%
Employment	21	13	-38%	11	17	55%	4	131%	5	3	-40%	19%	14%	240	212	26	21	-19%
Lieu of P. Writ	12	20	67%	8	5	-38%	-15	25%	5	15	200%	15%	37%	300	692	33	41	24%
Medical Malprac	25	29	16%	35	38	9%	9	131%	48	50	4%	42%	47%	1,477	1,395	115	107	-7%
Name Change	160	141	-12%	126	139	10%	-2	99%	1	0	-100%	1%	0%	6	0	67	43	-36%
Other Insurance	27	38	41%	23	21	-9%	-17	55%	6	7	17%	19%	15%	206	171	32	46	44%
Other MCL	0	0	0%	0	0	0%	0	100%	0	0	0%	0%	0%	0	0	0	0	0%
Other Track 1	193	213	10%	185	183	-1%	-30	86%	36	39	8%	21%	20%	177	171	169	197	17%
Other Track 3	114	120	5%	85	120	41%	0	100%	39	47	21%	18%	21%	321	355	218	225	3%
Other Track 4	21	12	-43%	7	11	57%	-1	92%	19	16	-16%	45%	36%	912	1,280	42	44	5%
Personal Injury	458	492	7%	501	453	-10%	-39	92%	200	209	5%	24%	24%	388	379	840	881	5%
Prod Liability	8	4	-50%	8	3	-63%	-1	75%	3	2	-33%	33%	18%	400	400	9	11	22%
Prof Malpractic	17	16	-6%	20	26	30%	10	163%	20	21	5%	35%	41%	1,043	1,260	57	51	-11%
PIP Coverage	8	6	-25%	6	5	-17%	-1	83%	1	1	0%	17%	17%	120	150	6	6	0%
Real Property	12	15	25%	14	12	-14%	-3	80%	6	4	-33%	38%	31%	450	300	16	13	-19%
Tort Other	91	79	-13%	80	80	0%	1	101%	21	28	33%	18%	25%	207	308	118	111	-6%
Toxic Tort	1	0	-100%	1	0	-100%	0	100%	1	2	100%	50%	67%	1,200		2	3	50%
UM/UIM Bod Inj	80	87	9%	100	89	-11%	2	102%	11	17	55%	10%	14%	116	165	107	120	12%
Total	3,922	4,073	4%	3,559	3,761	6%	-312	92%	980	1,075	10%	18%	19%	228	237	5,350	5,600	5%

CIVIL BACKLOG SUMMARY BY CASETYPE

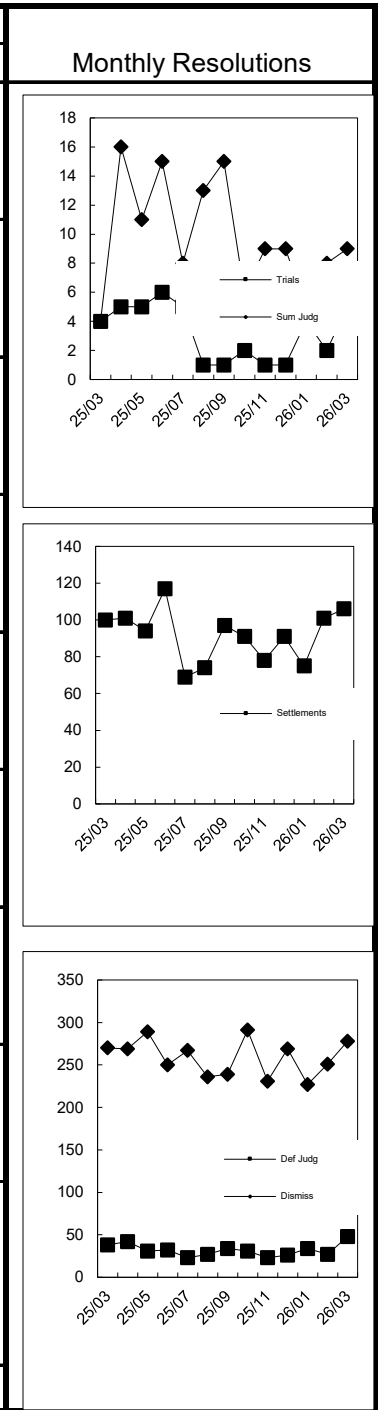
March 2026

UNION

	Cases in Backlog															
	Track 1					Track 2				Track 3			Track 4			Total Backlog
	12 to 18 months	18 to 24 months	24 to 36 months	over 36 months	Total Track 1	18 to 24 months	24 to 36 months	over 36 months	Total Track 2	24 to 36 months	over 36 months	Total Track 3	24 to 36 months	over 36 months	Total Track 4	
Act on Neg Inst	1	0	0	0	1	0	0	0	0	0	0	0	0	0	0	1
Asbestos	0	0	0	0	0	0	0	0	0	0	0	0	0	0	0	0
Assault & Bat	0	0	0	0	0	0	0	0	0	3	2	5	0	0	0	5
Auto - Pers Inj	0	0	0	0	0	275	159	41	475	0	0	0	0	0	0	475
Auto - Property	0	0	0	0	0	2	0	0	2	0	0	0	0	0	0	2
Book Account	30	5	0	1	36	0	0	0	0	0	0	0	0	0	0	36
Civil Rights	0	0	0	0	0	0	0	0	0	4	7	11	0	0	0	11
Complex Commerc	0	0	0	0	0	0	1	0	1	1	0	1	3	2	5	7
Condemnation	0	0	0	0	0	0	0	0	0	0	1	1	0	0	0	1
Construction	0	0	0	0	0	0	1	0	1	0	0	0	0	0	0	1
Contract/Commer	0	0	0	0	0	27	32	16	75	0	0	0	0	0	0	75
Employment	0	0	0	0	0	2	1	0	3	0	0	0	0	0	0	3
Lieu of P. Writ	0	0	0	0	0	0	0	0	0	0	0	0	11	4	15	15
Medical Malprac	0	0	0	0	0	0	0	0	0	26	24	50	0	0	0	50
Name Change	0	0	0	0	0	0	0	0	0	0	0	0	0	0	0	0
Other Insurance	3	2	0	2	7	0	0	0	0	0	0	0	0	0	0	7
Other MCL	0	0	0	0	0	0	0	0	0	0	0	0	0	0	0	0
Other Track 1	17	3	8	7	35	0	1	0	1	1	0	1	1	1	2	39
Other Track 3	0	0	0	0	0	0	0	0	0	27	20	47	0	0	0	47
Other Track 4	0	0	0	0	0	0	0	0	0	0	0	0	3	13	16	16
Personal Injury	0	0	0	0	0	123	70	16	209	0	0	0	0	0	0	209
Prod Liability	0	0	0	0	0	0	0	0	0	1	1	2	0	0	0	2
Prof Malpractic	0	0	0	0	0	0	0	0	0	10	11	21	0	0	0	21
PIP Coverage	0	0	1	0	1	0	0	0	0	0	0	0	0	0	0	1
Real Property	3	0	1	0	4	0	0	0	0	0	0	0	0	0	0	4
Tort Other	0	0	0	0	0	12	9	7	28	0	0	0	0	0	0	28
Toxic Tort	0	0	0	0	0	0	0	0	0	1	1	2	0	0	0	2
UM/UIM Bod Inj	0	0	0	0	0	11	6	0	17	0	0	0	0	0	0	17
Total	54	10	10	10	84	452	280	80	812	74	67	141	18	20	38	1,075

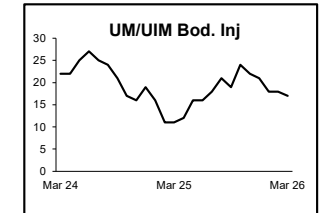
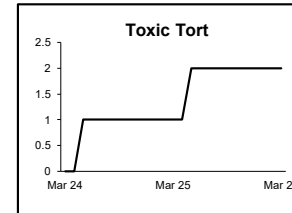
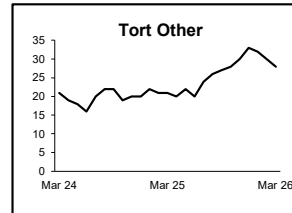
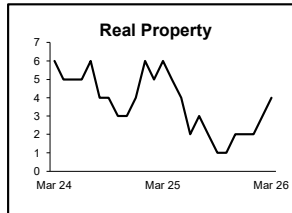
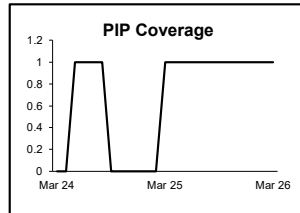
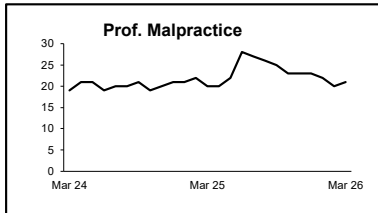
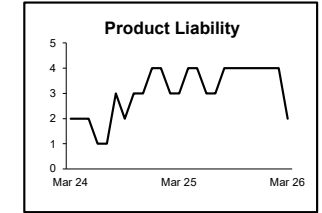
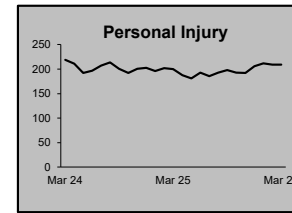
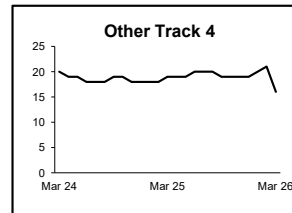
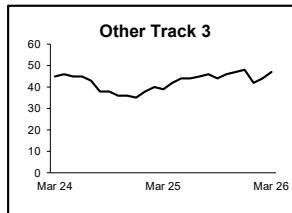
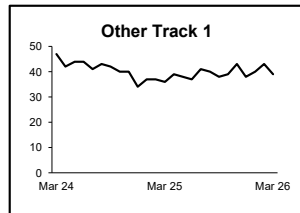
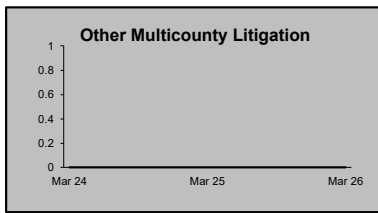
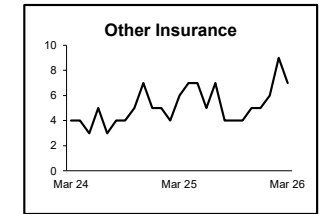
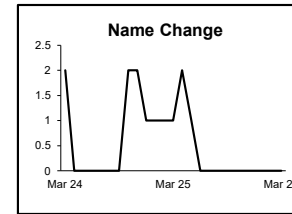
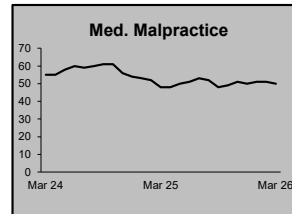
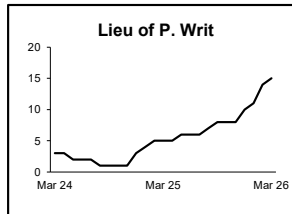
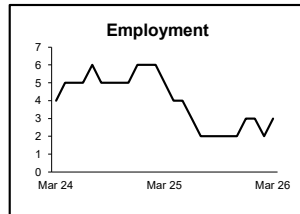
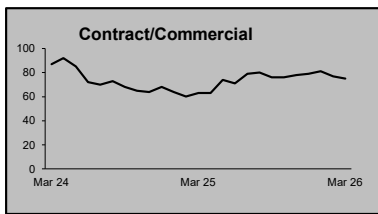
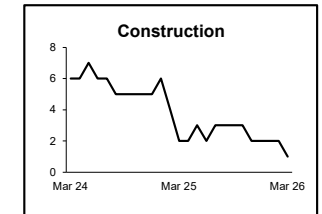
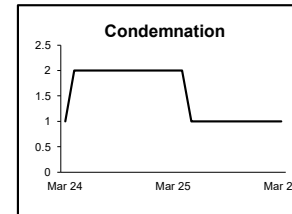
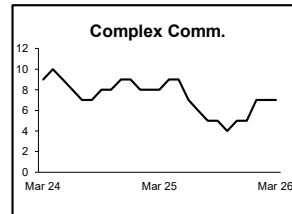
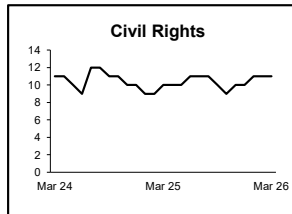
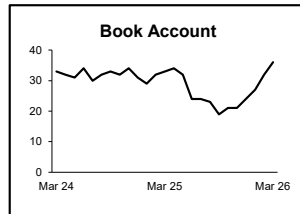
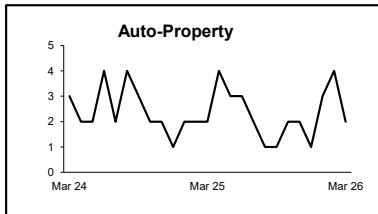
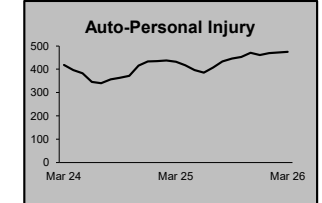
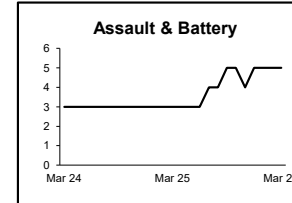
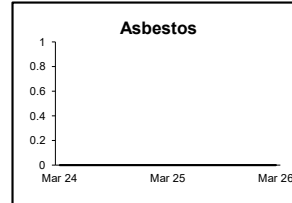
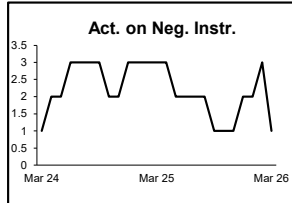
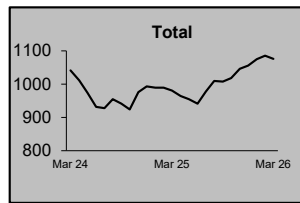
CIVIL RESOLUTION SUMMARY BY CASETYPE
MARCH 2026
UNION

	Trial			Summary	Default				Total	Percent resolved by					
	Jury	Nonjury	Total		Judgment	Settlement	Judgment	Dismiss		Other	Trial	Sum Jud	Settle	Default J	Dismiss
Act on Neg Inst	0	0	0	1	0	0	5	0	6	0%	17%	0%	0%	83%	0%
Asbestos	0	0	0	0	0	0	0	0	0	0%	0%	0%	0%	0%	0%
Assault & Bat	0	0	0	0	1	0	1	0	2	0%	0%	50%	0%	50%	0%
Auto - Pers Inj	10	0	10	8	334	5	1,111	58	1,526	1%	1%	22%	0%	73%	4%
Auto - Property	0	0	0	0	8	13	30	1	52	0%	0%	15%	25%	58%	2%
Book Account	0	0	0	20	84	142	219	10	475	0%	4%	18%	30%	46%	2%
Civil Rights	1	0	1	0	1	0	8	4	14	7%	0%	7%	0%	57%	29%
Complex Commerc	0	0	0	1	1	1	7	1	11	0%	9%	9%	9%	64%	9%
Condemnation	0	0	0	0	0	0	0	0	0	0%	0%	0%	0%	0%	0%
Construction	0	0	0	1	2	0	6	0	9	0%	11%	22%	0%	67%	0%
Contract/Commer	0	1	1	29	66	87	265	16	464	0%	6%	14%	19%	57%	3%
Employment	0	0	0	1	2	0	11	3	17	0%	6%	12%	0%	65%	18%
Lieu of P. Writ	0	0	0	0	1	0	4	0	5	0%	0%	20%	0%	80%	0%
Medical Malprac	1	0	1	0	12	0	23	2	38	3%	0%	32%	0%	61%	5%
Name Change	0	0	0	0	0	0	11	128	139	0%	0%	0%	0%	8%	92%
Other Insurance	0	0	0	0	1	2	16	2	21	0%	0%	5%	10%	76%	10%
Other MCL	0	0	0	0	0	0	0	0	0	0%	0%	0%	0%	0%	0%
Other Track 1	0	0	0	4	49	6	91	33	183	0%	2%	27%	3%	50%	18%
Other Track 3	2	0	2	3	25	1	76	13	120	2%	3%	21%	1%	63%	11%
Other Track 4	0	0	0	1	4	0	6	0	11	0%	9%	36%	0%	55%	0%
Personal Injury	6	0	6	5	142	6	263	31	453	1%	1%	31%	1%	58%	7%
Prod Liability	0	0	0	0	2	0	0	1	3	0%	0%	67%	0%	0%	33%
Prof Malpractic	0	0	0	0	10	0	16	0	26	0%	0%	38%	0%	62%	0%
PIP Coverage	0	0	0	0	1	0	4	0	5	0%	0%	20%	0%	80%	0%
Real Property	0	0	0	0	0	2	9	1	12	0%	0%	0%	17%	75%	8%
Tort Other	0	0	0	7	18	8	40	7	80	0%	9%	23%	10%	50%	9%
Toxic Tort	0	0	0	0	0	0	0	0	0	0%	0%	0%	0%	0%	0%
UM/UIM Bod Inj	1	0	1	1	18	0	67	2	89	1%	1%	20%	0%	75%	2%
Total	21	1	22	82	782	273	2,289	313	3,761	1%	2%	21%	7%	61%	8%



**CIVIL BACKLOG BY CASETYPE
MARCH 2026
UNION**

	Total	Backlog	% chg
Mar 24		1,041	
Mar 25		980	-6%
Mar 26		1,075	10%



1) Casetypes with the state's largest backlogs are highlighted.

**CIVIL CASELOAD SUMMARY BY CASETYPE
MARCH 2026
WARREN**

	Filings			Resolutions			Clearance		Backlog			Backlog Percent		Backlog Per 100 Monthly Filings		Active Pending		
	Jul 2024 to Mar 2025	Jul 2025 to Mar 2026	percent change	Jul 2024 to Mar 2025	Jul 2025 to Mar 2026	percent change	Mar 2026		Mar 2025	Mar 2026	percent change	Mar 2025	Mar 2026	Mar 2025	Mar 2026	Mar 2025	Mar 2026	percent change
							number	percent										
Act on Neg Inst	0	1		1	0	-100%	-1	0%	0	0	0%	0%	0%	0	0	0	1	
Asbestos	0	0	0%	0	0	0%	0	100%	0	0	0%	0%	0%	0	0	0	0	0%
Assault & Bat	1	3	200%	0	3		0	100%	0	0	0%	0%	0%	0	0	1	3	200%
Auto - Pers Inj	65	70	8%	78	52	-33%	-18	74%	21	20	-5%	23%	18%	286	245	91	111	22%
Auto - Property	5	3	-40%	6	10	67%	7	333%	0	1		0%	33%	0	150	6	3	-50%
Book Account	82	83	1%	65	85	31%	2	102%	0	1		0%	2%	0	11	53	51	-4%
Civil Rights	5	4	-20%	1	2	100%	-2	50%	3	3	0%	43%	30%	600	900	7	10	43%
Complex Comm	0	1		1	0	-100%	-1	0%	0	0	0%	0%	0%	0	0	0	3	
Condemnation	0	0	0%	2	0	-100%	0	100%	0	2		0%	100%	0		2	2	0%
Construction	0	0	0%	4	1	-75%	1	100%	0	0	0%	0%	0%	0	0	1	1	0%
Contract/Comm	75	69	-8%	63	68	8%	-1	99%	11	9	-18%	15%	12%	138	121	74	73	-1%
Employment	0	1		1	3	200%	2	300%	0	1		0%	50%	0	400	1	2	100%
Lieu of P. Writ	3	3	0%	2	1	-50%	-2	33%	3	2	-33%	38%	22%	900	600	8	9	13%
Medical Malprac	10	2	-80%	7	6	-14%	4	300%	15	7	-53%	60%	41%	1,800	2,100	25	17	-32%
Name Change	36	27	-25%	35	23	-34%	-4	85%	0	0	0%	0%	0%	0	0	7	7	0%
Other Insurance	4	8	100%	1	8	700%	0	100%	1	0	-100%	20%	0%	240	0	5	5	0%
Other MCL	0	0	0%	0	0	0%	0	100%	0	0	0%	0%	0%	0	0	0	0	0%
Other Track 1	36	37	3%	27	38	41%	1	103%	2	4	100%	7%	18%	50	109	28	22	-21%
Other Track 3	12	13	8%	13	12	-8%	-1	92%	3	4	33%	18%	19%	225	253	17	21	24%
Other Track 4	17	0	-100%	3	2	-33%	2	100%	1	2	100%	5%	11%	67		19	18	-5%
Personal Injury	34	40	18%	36	41	14%	1	103%	22	18	-18%	33%	26%	629	400	67	69	3%
Prod Liability	1	2	100%	3	0	-100%	-2	0%	1	1	0%	50%	20%	600	400	2	5	150%
Prof Malpractic	3	1	-67%	0	5		4	500%	4	2	-50%	33%	50%	1,600	2,400	12	4	-67%
PIP Coverage	0	0	0%	1	0	-100%	0	100%	0	0	0%	0%	0%	0	0	0	0	0%
Real Property	3	1	-67%	5	1	-80%	0	100%	7	6	-14%	100%	86%	2,100	7,200	7	7	0%
Tort Other	11	13	18%	10	9	-10%	-4	69%	1	2	100%	13%	15%	80	150	8	13	63%
Toxic Tort	0	0	0%	1	0	-100%	0	100%	0	0	0%	0%	0%	0	0	0	0	0%
UM/UIM Bod Inj	1	6	500%	3	3	0%	-3	50%	1	0	-100%	33%	0%	600	0	3	8	167%
Total	404	388	-4%	369	373	1%	-15	96%	96	85	-11%	22%	18%	220	198	444	465	5%

CIVIL BACKLOG SUMMARY BY CASETYPE

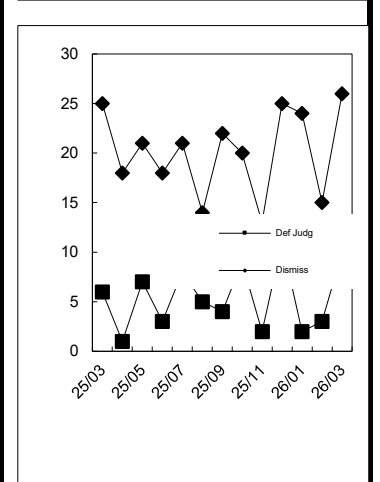
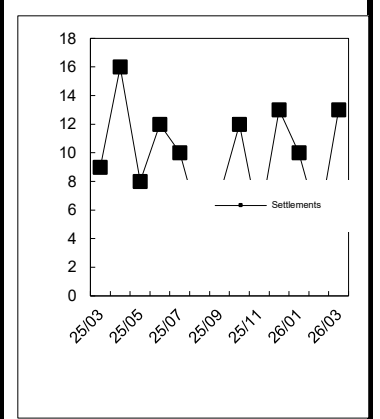
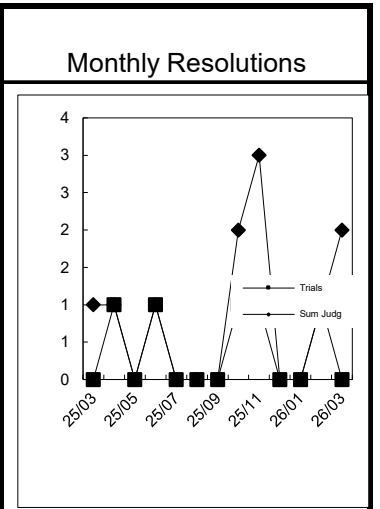
March 2026

WARREN

	Cases in Backlog															
	Track 1					Track 2				Track 3			Track 4			Total Backlog
	12 to 18 months	18 to 24 months	24 to 36 months	over 36 months	Total Track 1	18 to 24 months	24 to 36 months	over 36 months	Total Track 2	24 to 36 months	over 36 months	Total Track 3	24 to 36 months	over 36 months	Total Track 4	
Act on Neg Inst	0	0	0	0	0	0	0	0	0	0	0	0	0	0	0	0
Asbestos	0	0	0	0	0	0	0	0	0	0	0	0	0	0	0	0
Assault & Bat	0	0	0	0	0	0	0	0	0	0	0	0	0	0	0	0
Auto - Pers Inj	0	0	0	0	0	13	6	1	20	0	0	0	0	0	0	0
Auto - Property	0	0	0	0	0	1	0	0	1	0	0	0	0	0	0	0
Book Account	0	1	0	0	1	0	0	0	0	0	0	0	0	0	0	0
Civil Rights	0	0	0	0	0	0	0	0	0	0	3	3	0	0	0	0
Complex Commerc	0	0	0	0	0	0	0	0	0	0	0	0	0	0	0	0
Condemnation	0	0	0	0	0	0	0	0	0	2	0	2	0	0	0	0
Construction	0	0	0	0	0	0	0	0	0	0	0	0	0	0	0	0
Contract/Commer	0	0	0	0	0	4	2	3	9	0	0	0	0	0	0	0
Employment	0	0	0	0	0	0	1	0	1	0	0	0	0	0	0	0
Lieu of P. Writ	0	0	0	0	0	0	0	0	0	0	0	0	0	2	2	2
Medical Malprac	0	0	0	0	0	0	0	0	0	1	6	7	0	0	0	0
Name Change	0	0	0	0	0	0	0	0	0	0	0	0	0	0	0	0
Other Insurance	0	0	0	0	0	0	0	0	0	0	0	0	0	0	0	0
Other MCL	0	0	0	0	0	0	0	0	0	0	0	0	0	0	0	0
Other Track 1	1	2	1	0	4	0	0	0	0	0	0	0	0	0	0	0
Other Track 3	0	0	0	0	0	0	0	0	0	1	3	4	0	0	0	0
Other Track 4	0	0	0	0	0	0	0	0	0	0	0	0	1	1	2	2
Personal Injury	0	0	0	0	0	8	5	5	18	0	0	0	0	0	0	0
Prod Liability	0	0	0	0	0	0	0	0	0	0	1	1	0	0	0	0
Prof Malpractic	0	0	0	0	0	0	0	0	0	2	0	2	0	0	0	0
PIP Coverage	0	0	0	0	0	0	0	0	0	0	0	0	0	0	0	0
Real Property	0	0	4	2	6	0	0	0	0	0	0	0	0	0	0	0
Tort Other	0	0	0	0	0	1	0	1	2	0	0	0	0	0	0	0
Toxic Tort	0	0	0	0	0	0	0	0	0	0	0	0	0	0	0	0
UM/UIM Bod Inj	0	0	0	0	0	0	0	0	0	0	0	0	0	0	0	0
Total	1	3	5	2	11	27	14	10	51	6	13	19	1	3	4	85

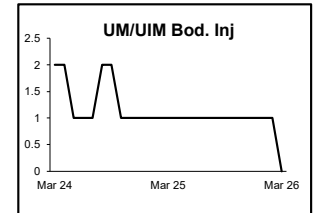
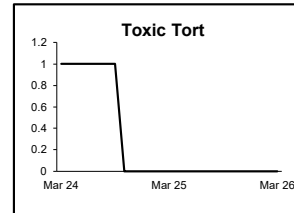
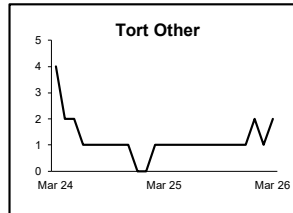
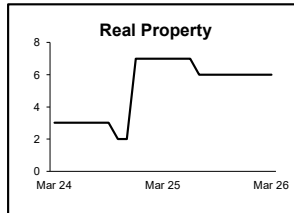
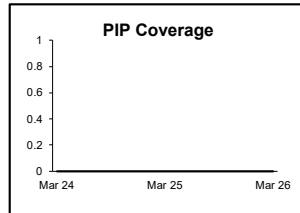
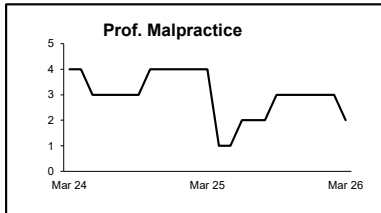
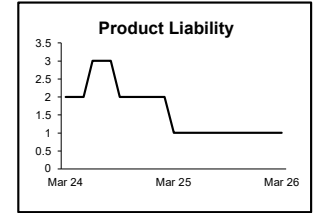
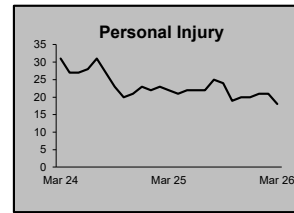
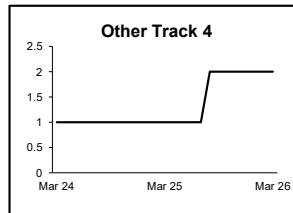
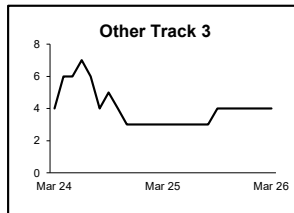
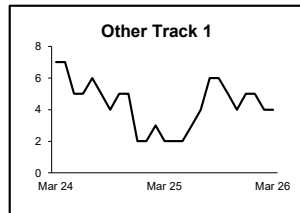
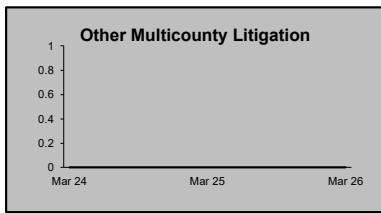
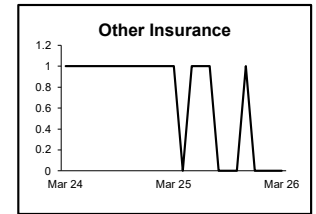
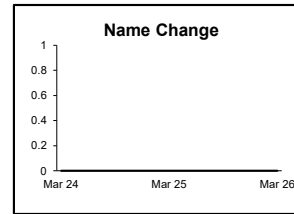
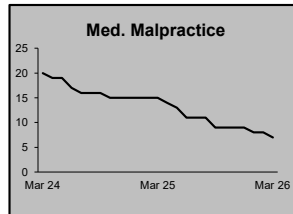
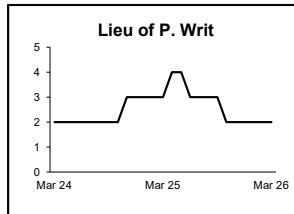
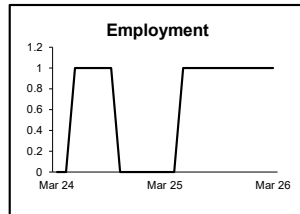
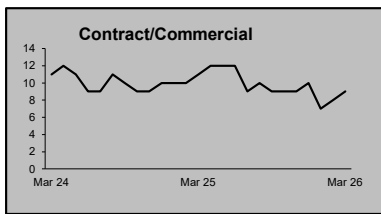
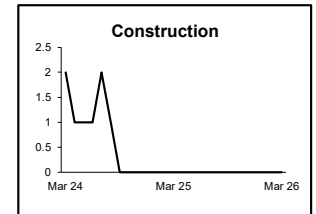
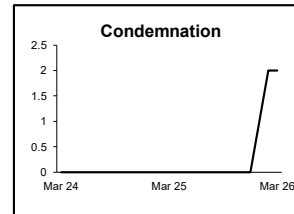
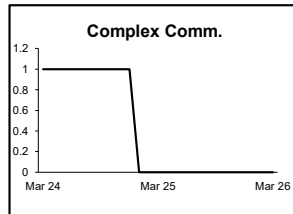
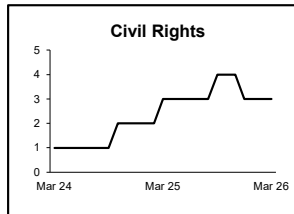
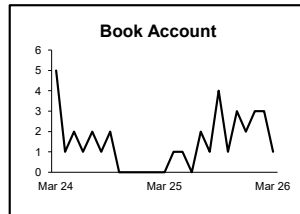
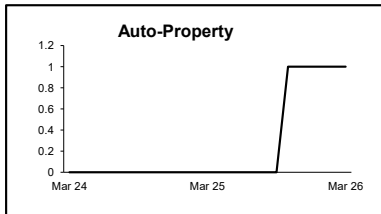
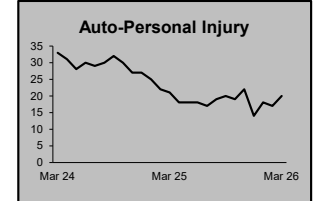
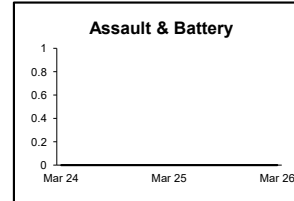
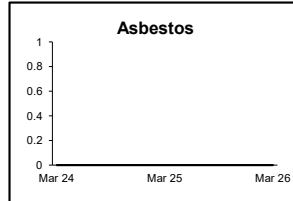
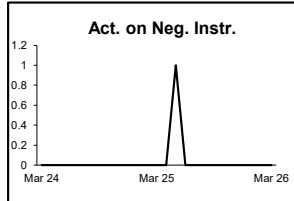
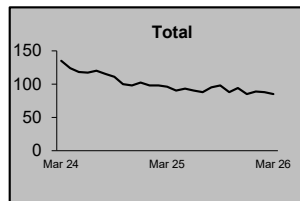
CIVIL RESOLUTION SUMMARY BY CASETYPE
MARCH 2026
WARREN

	Trial			Summary					Total	Percent resolved by						
	Jury	Nonjury	Total	Judgment	Settlement	Default Judgment	Dismiss	Other		Trial	Sum Jud	Settle	Default J	Dismiss	Other	
Act on Neg Inst	0	0	0	0	0	0	0	0	0	0%	0%	0%	0%	0%	0%	
Asbestos	0	0	0	0	0	0	0	0	0	0%	0%	0%	0%	0%	0%	
Assault & Bat	0	0	0	0	0	0	0	1	2	3	0%	0%	0%	0%	33%	67%
Auto - Pers Inj	1	0	1	0	14	1	33	3	52	2%	0%	27%	2%	63%	6%	
Auto - Property	0	0	0	0	1	3	6	0	10	0%	0%	10%	30%	60%	0%	
Book Account	0	0	0	4	18	32	31	0	85	0%	5%	21%	38%	36%	0%	
Civil Rights	0	0	0	0	0	0	2	0	2	0%	0%	0%	0%	100%	0%	
Complex Commerc	0	0	0	0	0	0	0	0	0	0%	0%	0%	0%	0%	0%	
Condemnation	0	0	0	0	0	0	0	0	0	0%	0%	0%	0%	0%	0%	
Construction	0	0	0	0	0	0	0	1	1	0%	0%	0%	0%	0%	100%	
Contract/Commer	0	0	0	3	12	13	38	2	68	0%	4%	18%	19%	56%	3%	
Employment	0	0	0	0	1	0	1	1	3	0%	0%	33%	0%	33%	33%	
Lieu of P. Writ	0	1	1	0	0	0	0	0	1	100%	0%	0%	0%	0%	0%	
Medical Malprac	0	0	0	0	2	0	4	0	6	0%	0%	33%	0%	67%	0%	
Name Change	0	0	0	0	0	0	1	22	23	0%	0%	0%	0%	4%	96%	
Other Insurance	0	0	0	0	1	0	7	0	8	0%	0%	13%	0%	88%	0%	
Other MCL	0	0	0	0	0	0	0	0	0	0%	0%	0%	0%	0%	0%	
Other Track 1	0	1	1	0	9	1	16	11	38	3%	0%	24%	3%	42%	29%	
Other Track 3	0	0	0	0	4	0	8	0	12	0%	0%	33%	0%	67%	0%	
Other Track 4	0	0	0	0	2	0	0	0	2	0%	0%	100%	0%	0%	0%	
Personal Injury	0	0	0	1	13	3	21	3	41	0%	2%	32%	7%	51%	7%	
Prod Liability	0	0	0	0	0	0	0	0	0	0%	0%	0%	0%	0%	0%	
Prof Malpractic	0	0	0	0	1	0	4	0	5	0%	0%	20%	0%	80%	0%	
PIP Coverage	0	0	0	0	0	0	0	0	0	0%	0%	0%	0%	0%	0%	
Real Property	0	0	0	0	1	0	0	0	1	0%	0%	100%	0%	0%	0%	
Tort Other	0	0	0	0	1	1	5	2	9	0%	0%	11%	11%	56%	22%	
Toxic Tort	0	0	0	0	0	0	0	0	0	0%	0%	0%	0%	0%	0%	
UM/UIM Bod Inj	0	0	0	0	0	0	2	1	3	0%	0%	0%	0%	67%	33%	
Total	1	2	3	8	80	54	180	48	373	1%	2%	21%	14%	48%	13%	



**CIVIL BACKLOG BY CASETYPE
MARCH 2026
WARREN**

	Total	Backlog	% chg
Mar 24		135	
Mar 25		96	-29%
Mar 26		85	-11%



1) Casetypes with the state's largest backlogs are highlighted.

**CIVIL CASELOAD SUMMARY BY CASETYPE
MARCH 2026
STATE**

	Filings			Resolutions			Clearance		Backlog			Backlog Percent		Backlog Per 100 Monthly Filings		Active Pending		
	Jul 2024 to Mar 2025	Jul 2025 to Mar 2026	percent change	Jul 2024 to Mar 2025	Jul 2025 to Mar 2026	percent change	Mar 2026		Mar 2025	Mar 2026	percent change	Mar 2025	Mar 2026	Mar 2025	Mar 2026	Mar 2025	Mar 2026	percent change
						number	percent											
Act on Neg Inst	112	128	14%	111	97	-13%	-31	76%	13	7	-46%	14%	6%	98	53	94	112	19%
Asbestos	90	113	26%	161	78	-52%	-35	69%	372	376	1%	62%	60%	3,815	3,069	600	627	5%
Assault & Bat	129	113	-12%	205	191	-7%	78	169%	819	721	-12%	80%	78%	5,920	5,442	1,026	922	-10%
Auto - Pers Inj	17,419	18,654	7%	16,754	17,017	2%	-1637	91%	5,318	5,309	0%	19%	18%	278	257	27,275	28,824	6%
Auto - Property	719	589	-18%	817	627	-23%	38	106%	57	42	-26%	8%	7%	69	64	697	587	-16%
Book Account	7,698	8,701	13%	6,569	7,966	21%	-735	92%	261	255	-2%	5%	4%	32	27	5,308	5,805	9%
Civil Rights	307	336	9%	298	351	18%	15	104%	232	223	-4%	38%	37%	668	612	608	599	-1%
Complex Commerc	225	207	-8%	228	229	0%	22	111%	203	205	1%	39%	42%	791	904	520	493	-5%
Condemnation	123	96	-22%	97	102	5%	6	106%	38	68	79%	18%	38%	283	623	211	181	-14%
Construction	306	320	5%	354	295	-17%	-25	92%	140	140	0%	28%	28%	405	396	495	499	1%
Contract/Commer	7,401	8,036	9%	7,124	7,803	10%	-233	97%	978	980	0%	13%	12%	119	109	7,663	8,120	6%
Employment	234	268	15%	208	254	22%	-14	95%	72	75	4%	22%	21%	280	230	328	363	11%
Lieu of P. Writ	315	380	21%	358	365	2%	-15	96%	119	114	-4%	22%	20%	330	267	547	567	4%
Medical Malprac	704	693	-2%	842	815	-3%	122	118%	1,026	883	-14%	43%	39%	1,301	1,130	2,378	2,244	-6%
Name Change	2,732	2,442	-11%	2,602	2,390	-8%	-52	98%	3	3	0%	0%	0%	1	1	773	690	-11%
Other Insurance	364	586	61%	332	387	17%	-199	66%	69	77	12%	20%	14%	174	133	351	534	52%
Other MCL	236	2,116	797%	1,233	3,327	170%	1211	157%	11,041	9,298	-16%	88%	75%	35,906	3,775	12,610	12,392	-2%
Other Track 1	2,994	3,132	5%	2,824	2,837	0%	-295	91%	344	358	4%	15%	15%	104	103	2,247	2,401	7%
Other Track 3	1,759	2,019	15%	1,754	1,886	8%	-133	93%	618	653	6%	19%	19%	310	295	3,307	3,473	5%
Other Track 4	582	191	-67%	166	196	18%	5	103%	193	170	-12%	23%	20%	362	810	848	839	-1%
Personal Injury	6,847	7,651	12%	7,391	6,911	-6%	-740	90%	3,619	3,495	-3%	27%	25%	471	416	13,201	13,799	5%
Prod Liability	197	1,118	468%	185	256	38%	-862	23%	107	101	-6%	29%	32%	474	97	367	311	-15%
Prof Malpractic	315	365	16%	390	413	6%	48	113%	282	258	-9%	31%	28%	802	663	916	923	1%
PIP Coverage	133	135	2%	144	133	-8%	-2	99%	11	11	0%	12%	14%	77	75	89	79	-11%
Real Property	228	221	-3%	246	223	-9%	2	101%	77	55	-29%	32%	26%	287	222	237	215	-9%
Tort Other	1,352	1,438	6%	1,369	1,471	7%	33	102%	449	396	-12%	24%	21%	293	238	1,867	1,847	-1%
Toxic Tort	12	20	67%	17	16	-6%	-4	80%	13	13	0%	38%	36%	918	600	34	36	6%
UM/UIM Bod Inj	916	1,102	20%	1,030	982	-5%	-120	89%	235	195	-17%	18%	14%	228	164	1,288	1,397	8%
Total	54,449	61,170	12%	53,809	57,618	7%	-3552	94%	26,709	24,481	-8%	31%	28%	444	363	85,885	88,879	3%

CIVIL BACKLOG SUMMARY BY CASETYPE

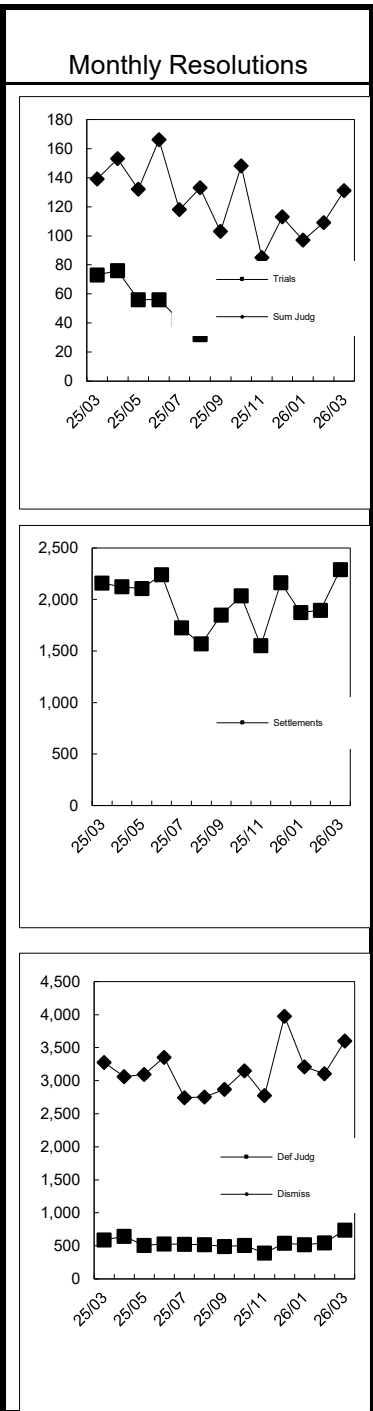
March 2026

STATE

	Cases in Backlog															
	Track 1					Track 2				Track 3			Track 4			Total Backlog
	12 to 18 months	18 to 24 months	24 to 36 months	over 36 months	Total Track 1	18 to 24 months	24 to 36 months	over 36 months	Total Track 2	24 to 36 months	over 36 months	Total Track 3	24 to 36 months	over 36 months	Total Track 4	
Act on Neg Inst	4	2	1	0	7	0	0	0	0	0	0	0	0	0	0	7
Asbestos	0	0	0	0	0	0	0	0	0	0	0	0	106	270	376	376
Assault & Bat	0	0	0	0	0	1	0	0	1	53	667	720	0	0	0	721
Auto - Pers Inj	0	0	0	0	0	2,895	1,920	493	5,308	0	1	1	0	0	0	5,309
Auto - Property	0	0	0	0	0	30	8	4	42	0	0	0	0	0	0	42
Book Account	191	39	12	7	249	3	2	1	6	0	0	0	0	0	0	255
Civil Rights	0	0	0	0	0	0	0	0	0	72	151	223	0	0	0	223
Complex Commerc	0	0	0	0	0	0	1	0	1	1	0	1	87	116	203	205
Condemnation	0	0	0	0	0	0	0	0	0	48	20	68	0	0	0	68
Construction	0	0	0	0	0	61	37	40	138	0	1	1	0	1	1	140
Contract/Commer	0	1	0	0	1	473	324	180	977	2	0	2	0	0	0	980
Employment	0	0	0	0	0	29	31	14	74	1	0	1	0	0	0	75
Lieu of P. Writ	0	0	0	0	0	0	0	0	0	0	0	0	59	55	114	114
Medical Malprac	0	0	0	0	0	0	0	0	0	413	470	883	0	0	0	883
Name Change	2	1	0	0	3	0	0	0	0	0	0	0	0	0	0	3
Other Insurance	40	17	9	7	73	0	2	0	2	0	0	0	1	1	2	77
Other MCL	0	0	0	0	0	0	0	0	0	0	0	0	1,151	8,147	9,298	9,298
Other Track 1	150	71	48	29	298	11	15	3	29	3	24	27	1	3	4	358
Other Track 3	0	0	0	0	0	0	0	0	0	409	244	653	0	0	0	653
Other Track 4	0	0	0	0	0	0	1	0	1	0	0	0	47	122	169	170
Personal Injury	0	0	0	0	0	1,665	1,324	431	3,420	3	71	74	1	0	1	3,495
Prod Liability	0	0	0	0	0	0	0	0	0	49	52	101	0	0	0	101
Prof Malpractic	0	0	0	0	0	1	0	0	1	155	102	257	0	0	0	258
PIP Coverage	6	4	1	0	11	0	0	0	0	0	0	0	0	0	0	11
Real Property	24	7	17	6	54	0	1	0	1	0	0	0	0	0	0	55
Tort Other	0	0	0	0	0	143	125	91	359	1	36	37	0	0	0	396
Toxic Tort	0	0	0	0	0	0	0	0	0	4	9	13	0	0	0	13
UM/UIM Bod Inj	0	0	0	0	0	105	69	21	195	0	0	0	0	0	0	195
Total	417	142	88	49	696	5,417	3,860	1,278	10,555	1,214	1,848	3,062	1,453	8,715	10,168	24,481

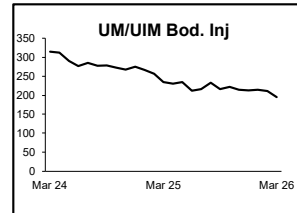
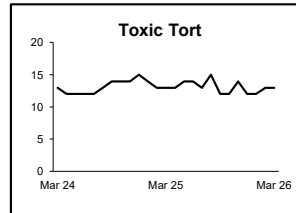
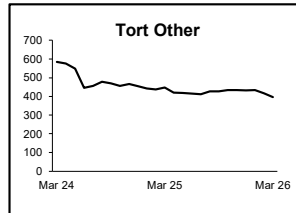
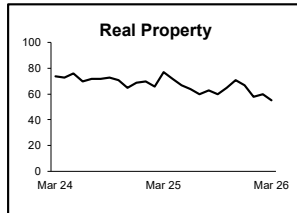
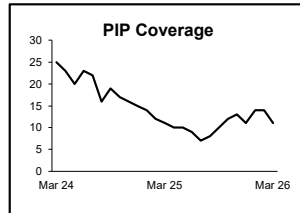
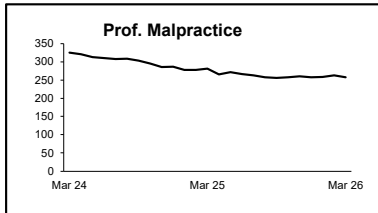
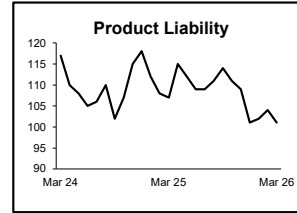
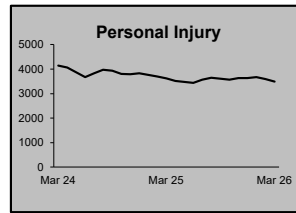
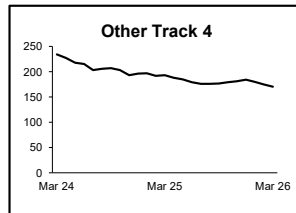
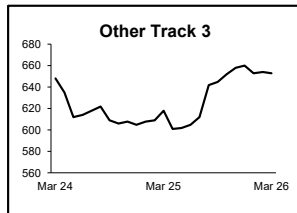
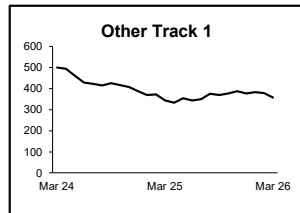
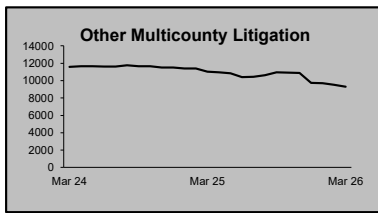
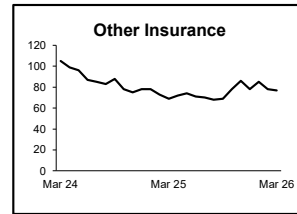
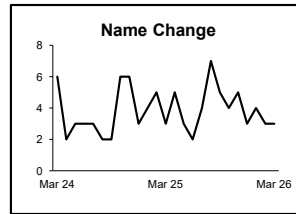
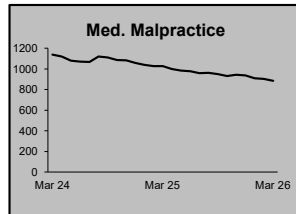
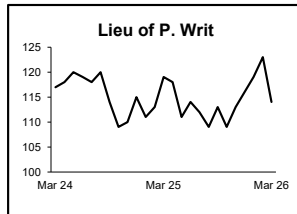
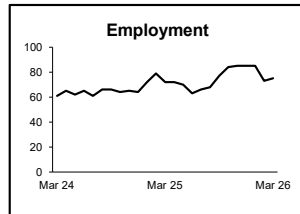
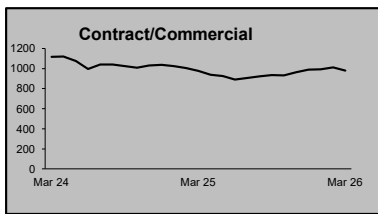
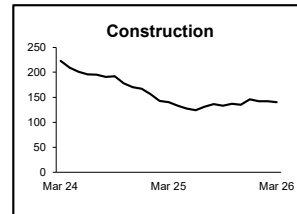
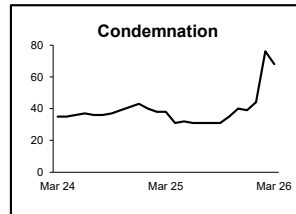
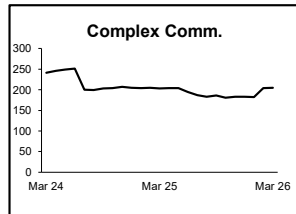
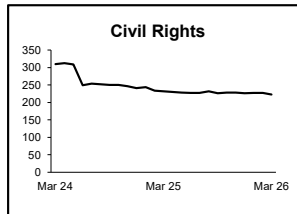
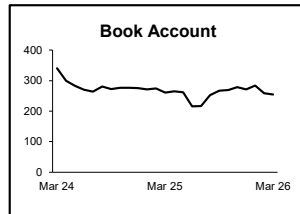
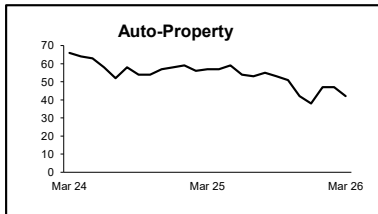
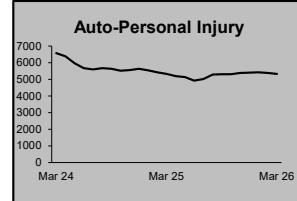
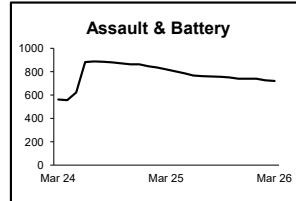
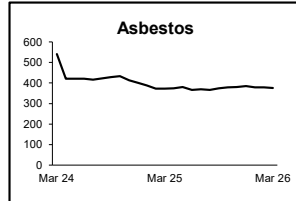
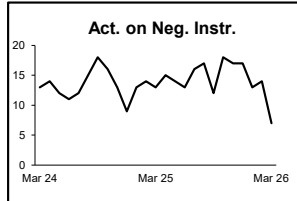
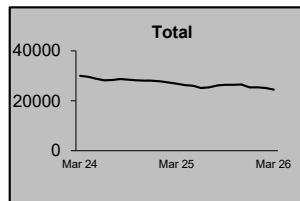
CIVIL RESOLUTION SUMMARY BY CASETYPE
MARCH 2026
STATE

	Trial			Summary					Total	Percent resolved by					
	Jury	Nonjury	Total	Judgment	Settlement	Default Judgment	Dismiss	Other		Trial	Sum Jud	Settle	Default J	Dismiss	Other
Act on Neg Inst	0	1	1	13	10	35	37	1	97	1%	13%	10%	36%	38%	1%
Asbestos	0	0	0	0	73	0	5	0	78	0%	0%	94%	0%	6%	0%
Assault & Bat	5	0	5	0	73	5	96	12	191	3%	0%	38%	3%	50%	6%
Auto - Pers Inj	135	0	135	118	6,355	55	9,685	669	17,017	1%	1%	37%	0%	57%	4%
Auto - Property	1	0	1	9	137	163	309	8	627	0%	1%	22%	26%	49%	1%
Book Account	2	9	11	307	1,740	2,519	3,290	99	7,966	0%	4%	22%	32%	41%	1%
Civil Rights	1	0	1	8	75	1	200	66	351	0%	2%	21%	0%	57%	19%
Complex Commerc	2	1	3	5	71	12	108	30	229	1%	2%	31%	5%	47%	13%
Condemnation	6	1	7	12	25	2	8	48	102	7%	12%	25%	2%	8%	47%
Construction	5	5	10	5	105	25	139	11	295	3%	2%	36%	8%	47%	4%
Contract/Commer	16	39	55	249	1,711	1,552	3,985	251	7,803	1%	3%	22%	20%	51%	3%
Employment	3	1	4	3	68	3	129	47	254	2%	1%	27%	1%	51%	19%
Lieu of P. Writ	0	33	33	15	46	1	201	69	365	9%	4%	13%	0%	55%	19%
Medical Malprac	32	0	32	17	405	2	326	33	815	4%	2%	50%	0%	40%	4%
Name Change	0	0	0	0	0	0	148	2,242	2,390	0%	0%	0%	0%	6%	94%
Other Insurance	0	1	1	14	93	14	183	82	387	0%	4%	24%	4%	47%	21%
Other MCL	0	0	0	0	350	0	1,929	1,048	3,327	0%	0%	11%	0%	58%	31%
Other Track 1	1	9	10	71	764	131	1,386	475	2,837	0%	3%	27%	5%	49%	17%
Other Track 3	19	3	22	13	685	10	906	250	1,886	1%	1%	36%	1%	48%	13%
Other Track 4	0	3	3	4	60	18	99	12	196	2%	2%	31%	9%	51%	6%
Personal Injury	47	1	48	103	3,065	72	3,153	470	6,911	1%	1%	44%	1%	46%	7%
Prod Liability	0	0	0	1	55	0	100	100	256	0%	0%	21%	0%	39%	39%
Prof Malpractic	5	2	7	8	179	5	188	26	413	2%	2%	43%	1%	46%	6%
PIP Coverage	0	0	0	0	22	1	99	11	133	0%	0%	17%	1%	74%	8%
Real Property	0	3	3	5	47	14	120	34	223	1%	2%	21%	6%	54%	15%
Tort Other	7	5	12	45	398	126	763	127	1,471	1%	3%	27%	9%	52%	9%
Toxic Tort	0	0	0	1	1	0	10	4	16	0%	6%	6%	0%	63%	25%
UM/UIM Bod Inj	12	0	12	11	337	6	575	41	982	1%	1%	34%	1%	59%	4%
Total	299	117	416	1,037	16,950	4,772	28,177	6,266	57,618	1%	2%	29%	8%	49%	11%



**CIVIL BACKLOG BY CASETYPE
MARCH 2026
STATE**

	Total	Backlog	% chg
Mar 24		30,027	
Mar 25		26,709	-11%
Mar 26		24,481	-8%



1) Casetypes with the state's largest backlogs are highlighted.