

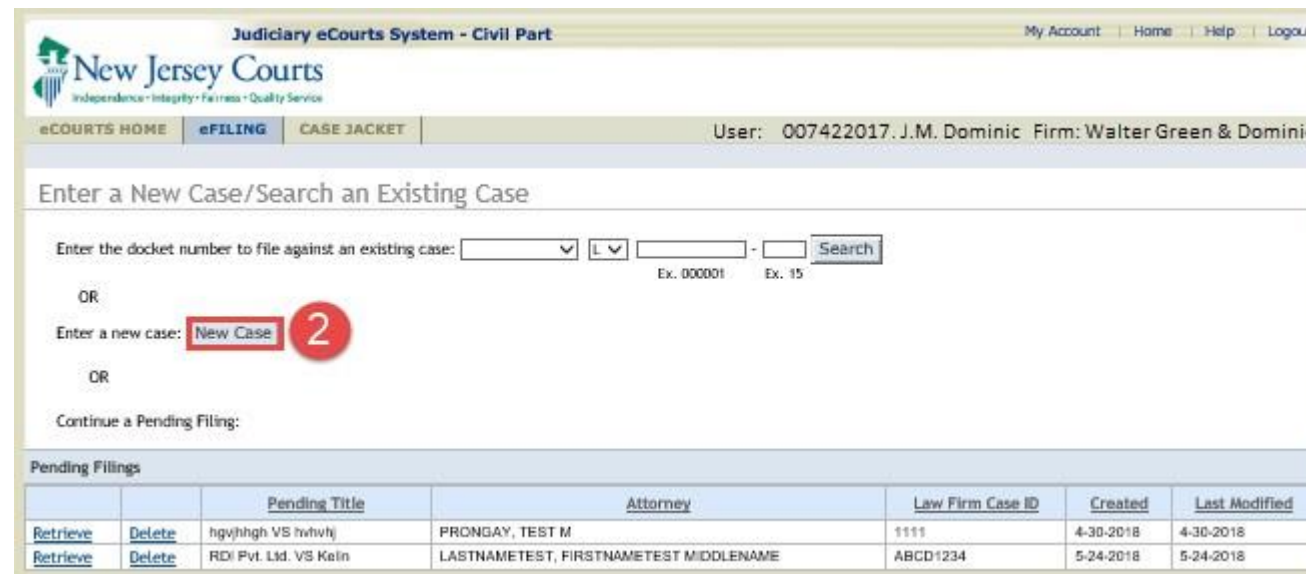
Topic:
*eCourts Civil Part -
 eFiling a New Case*

This Guide is for:
Attorneys eFiling a New Case to eCourts

eFile New Case

1. Select the **eFILING** or the **eFile** tab.

2. Click the New Case button to enter a new case.

		Pending Title	Attorney	Law Firm Case ID	Created	Last Modified
Retrieve	Delete	hgvjhgh VS hwhhj	PRONGAY, TEST M	1111	4-30-2018	4-30-2018
Retrieve	Delete	RDI Pvt. Ltd. VS Keln	LASTNAMETEST, FIRSTNAMETEST MIDDLENAME	ABCD1234	5-24-2018	5-24-2018

Enter Case Details

1. Select or type the following entries.

- * Fields with the red asterisk are required:
- o Venue
- o Certification of No Other Action
- o Initiating Document
- o Case Type
- o Law Firm Case ID
- o Jury Demand (Select option that applies.)
- o Sexual Abuse Claims?
- o Consumer Fraud?
- o Related cases?
- o Anticipate adding parties

2. Once completed, click the 'Continue' button.

eCOURTS HOME
eFILING
CASE JACKET
User:

Enter Case Details 1

* Select Venue:

* I certify that the matter in controversy is not the subject of any other court action or arbitration proceeding, no pending or contemplated, and that no other parties should be joined in this action.
 The matter in controversy is subject to another court action or arbitration proceeding, pending or contemplated.

Enter Case Details

*Select Initiating Document:

*Select Case Type:

Law Firm Case ID:

*Jury Demand:

Please check off each applicable category: Putative Class Action Title 59

*Are sexual abuse claims alleged? Yes No

*Is this a professional malpractice case? Yes No

*Violation of the Consumer Fraud Act? Yes No

*Related cases pending? Yes No


*Do you anticipate adding any parties? Yes No

(arising out of same transaction or occurrence)?

Use this space to alert the court to any special case characteristics that may warrant individual management or accelerated disposition:

2

Enter Filer(s)

1. Click  to enter filer information.

A pop-up will display to select or add filer information

NOTE: Fields with the red asterisk are required.

Alternate Names

There are 9 options that may be selected for Alternate Type.

2. Select the name type from the Alternate Type dropdown


3. Type the Alternate Name.

Enter Filer(s)

Click  to enter a Filer

Case Details: Case Type: INSURANCE FRAUD

Filer(s) ▼

	Party Type	Name	Address	Phone	Attorney
 1					

Add a Filer

* Party Type:

* Party Description:

Party Affiliation:

* Name:
*First M.I *Last

* Address Line 1:

Address Line 2:

* City:

* State:

* Zip: Zip Ext:

Phone:
Ex. 6091234567

	Alternate Type	Alternate Name
2	<input type="text" value="FULL SPELL"/>	<input type="text" value="Christopher A. Chambers"/> x
3	<input type="text"/>	<input type="text"/>
	<input type="text"/>	<input type="text"/>
	<input type="text"/>	<input type="text"/>
	<input type="text"/>	<input type="text"/>

Will you need an Interpreter? Yes No

Will you need ADA accommodations? Yes No

Interpreter

1. If required, select 'Yes' and the 'Indicate Language' field will be displayed to view a list of languages from the drop down in alphabetical order.

Scroll and select the required language from the drop down.

ADA Accommodations

2. If required, select 'Yes' and the 'Identify Requirements/ Accommodations' field will display to view a list of accommodations from the dropdown.

3. Click the 'Save' button when all details are entered, and repeat to add all filers.

	Alternate Type	Alternate Name
	FULL SPELL	Christopher A. Chambers

Will you need an Interpreter? **1** Yes No

* Indicate Language:

Will you need ADA accommodations **2** Yes No

* Identify Requirements/ Accommodations:

Additional Details:

3

- ACHOLI
- ADYGHE (ADYGEI, ADYGEY) **1**
- AFRIKAANS
- AKAN
- AKATEKO
- ALBANIAN, GHEG
- ALBANIAN, TOSK
- ALBANIAN, UNKNOWN
- AMERICAN SIGN LANGUAGE (ASL)
- AMHARIC
- AMUZGO, GUERRERO
- ARABIC, ARABIAN PENINSULA
- ARABIC, EGYPTIAN COLLOQUIAL
- ARABIC, LEVANTINE COLLOQUIAL
- ARABIC, NORTH AFRICA

- ALTERNATIVE FORMATS (FILINGS, DOCUMENTS, STATEMENTS, ETC.)
- ASSISTIVE LISTENING DEVICE (ALD)
- BRAILLE
- CALENDAR ADJUSTMENT (ACCELERATED DATE FOR TERMINALLY ILL, ETC.)
- COMPUTER ASSISTED REAL TIME (CART)
- DEAF INTERPRETER (MINIMAL LANGUAGE SKILLS) **2**
- MAGNIFICATION (MAGNA CAM, ETC.)
- MOBILITY AIDS (WHEELCHAIR-GURNEY-BED)
- NOTE TAKER
- ORAL INTERPRETER



Modify Plaintiff

This is to correct any errors or omissions.

1. Click the 'Modify' hyperlink.
 2. A pop-up with the 'Modify Plaintiff' screen will display.
- Add or modify details as required.
3. Click the 'Save' button after changes are complete.

Case Details: ▶ **Case Type:** INSURANCE FRAUD

Filer(s) ▼

	Party Type	Name	Address	Phone	Attorney
 Modify	PLAINTIFF	CHAMBERS, CHRISTOPH A AKA	12 Ocean Dr, Edison, NJ 09987	609-887-6567	PRONGAY, TEST M
					

[Back](#) [Continue](#)

Modify Plaintiff

* Party Type: 2

* Party Description:

Party Affiliation:

* Name:
*First M.I. *Last

* Address Line 1:






Address Line 2:

* City:

* State:

* Zip: Zip Ext:

Phone:
Ex. 6091234567

	Alternate Type	Alternate Name
	<input type="text" value="FULL SPELL"/>	<input type="text" value="Christopher A. Chambers"/>
	<input type="text"/>	<input type="text"/>
	<input type="text"/>	<input type="text"/>
	<input type="text"/>	<input type="text"/>
	<input type="text"/>	<input type="text"/>


Will you need an Interpreter? Yes No

* Indicate Language:

Will you need ADA accommodations? Yes No

3 [Save](#) [Cancel](#)

Enter Adversary (s)

1. Click on the  sign to enter information for an Adversary.

2. The 'Add an Adversary' screen will pop-up to allow entry or selection of Adversary details.

NOTE: Fields with the red asterisk are required.

3. Select the name type from the Alternate Type dropdown

4. Type the Alternate Name.

5. Click the 'Save' button to save the details of the adversary.

OR
 6. Click 'Cancel' to continue without saving.


Modify Defendant/Adversary


This is to correct any errors or omissions.


1. Click the 'Modify' hyperlink.
2. A pop-up with the 'Modify Adversary' screen will display.
3. Click the 'Save' button after changes are complete.


Enter Adversary(s)



[Back](#)

Click  to enter an Adversary

Case Details:  Case Type: INSURANCE FRAUD

Filer(s) 

Adversary(s) 

	Party Type	Name	Address	Phone	Attorney
 Modify 	DEFENDANT	Grand Adventure Land AKA	1 Adventure Way, Edison, NJ 99876		

* Does defendant(s) have a primary insurance company? Yes No Unknown

* Do parties have a current, past, or recurrent relationship? Yes No

[Back](#) [Continue](#)

Modify Adversary

* Party Type:

* Party Description:

Party Affiliation:

* Name:

* Address Line 1:

Address Line 2:






* City:

* State:

* Zip: Zip Ext:

Phone:

Ex. 6091234567

	Alternate Type	Alternate Name
	ALSO KNOWN AS <input type="text"/>	Adventure Land <input type="text"/>
	<input type="text"/>	<input type="text"/>
	<input type="text"/>	<input type="text"/>
	<input type="text"/>	<input type="text"/>
	<input type="text"/>	<input type="text"/>

[Save](#) [Cancel](#)

Primary Insurance Co.

1. If 'Yes' is selected, type the Insurance company name or select from the suggestions

NOTE: Once user starts typing the name of the insurance company, a scroll bar will appear allowing you to scroll through the available options.

Parties Relationship

2. select the 'Yes' radio button if parties have a relationship

3. If 'Yes' is selected choose the radio button that represents the relationship type.

4. Click the 'Continue' button to proceed.

eCOURTS HOME eFILING CASE JACKET
User: 007422017.J.M. Dominic Firm: Walter Green & Dominic

Enter Adversary(s)

[Back](#)

Click to enter an Adversary

Case Details: ▾
Case Type: INSURANCE FRAUD

Filer(s) ▾

Adversary(s) ▾

	Party Type	Name	Address	Phone	Attorney
Modify	DEFENDANT	Grand Adventure Land AKA	1 Adventure Way, Edison, NJ 99876		

* Does defendant(s) have a primary insurance company? Yes No Unknown 1

* Do parties have a current, past, or recurrent relationship? Yes No 2

* If yes, is that relationship: Employer/Employee Friend/Neighbour Familial Business Other(explain)

3
4
Back
Continue

Upload Required Documents

1. Click the checkbox to certify that all confidential personal identifiers have been redacted.

2. Click on the 'Browse...' button to view document to select.

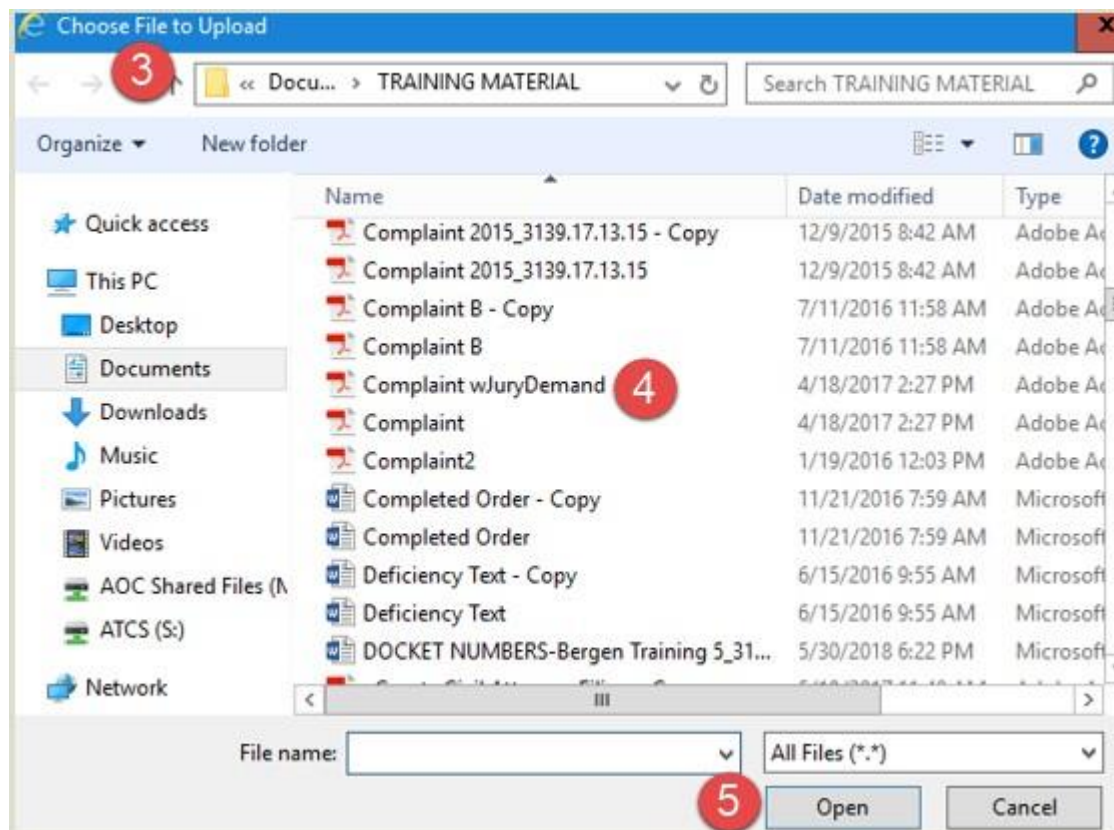
3. A pop-up will display from which to choose the required file.

4. Double-click on the file name to upload,


OR

Single click on the file name,

5. Then click the 'Open' button.



Upload Required Documents

1. Click the  to add another document.
2. Select the Document Name from the dropdown.
3. Enter the Document Description.
4. Click 'Browse...' to view document to select.
5. Click on the garbage can icon on the same row to delete.
6. Click the 'Back' button to return to the prior screen.
7. Click the 'Save' button to save a filing.
8. Click 'Continue' to go to the next page.

Upload Required Documents

[Back](#)

Case Details: ▶ **Case Type:** INSURANCE FRAUD






Filer(s) ▶

Adversary(s) ▶

Upload Required Documents ▼

To upload documents please accept the following:

I certify that I have redacted all confidential personal identifiers from all documents included in this electronic submission pursuant to Rule 1:38-7.

5	Document Name	Document Description	Access Restrictions	File Name
	* COMPLAINT	Complaint with Jury Demand		 Complaint wJuryDemand.pdf
	Affidavit	Affidavit 3		 Affidavit of Service.pdf 4
	* <div style="border: 1px solid #ccc; padding: 2px;"> Affidavit 2 Affidavit of Indigency Brief Certification Exhibit Miscellaneous Order to Show Cause </div>	<input style="width: 150px;" type="text"/>		<input type="text" value="Browse..."/> 4

6 [Back](#) 7 [Save](#) [Continue](#) 8

Review and Submit

1. The 'Select the Payment Method' field will auto populate the Collateral Account.

2. Select the Account Number.

3. Enter the 'Attorney Client Reference Number', (optional).

NOTE: Click the checkbox if user is exempt from fees.

4. Click the 'Submit' button.

A 'Submit Filing' Confirmation pop-up will display. Read remarks carefully.

Click the "Agree" button to submit or 'Cancel' to go back.

Review and Submit

[Back](#)

Case Details: Case Type: INSURANCE FRAUD

Court: Civil Part Jury Demand: YES - 6 JURORS Venue: ATLANTIC
 Law Firm Case ID: 11111

Filer(s)

Party Type	Name	Address	Phone	Attorney
PLAINTIFF	CHAMBERS, CHRISTOPH A AKA	12 Ocean Dr, Edison, NJ 09887		PRONGAY, TEST M

Adversary(s)

Party Type	Name	Address	Phone	Attorney
DEFENDANT	Grand Adventure Land AKA	1 Adventure Way, Edison, NJ 99876		

Upload Required Documents

I certify that I have redacted all confidential personal identifiers from all documents included in this electronic submission pursuant to Rule 1:38-7.

Document Name	Document Description	Access Restrictions	File Name
* COMPLAINT	Complaint with Jury Demand		Complaint wJuryDemand.pdf
Certification	Certification		Certification.pdf
Exhibit	Exhibit A		Exhibit A.pdf

Fees

I certify that I am exempt from the fee charge associated with this filing.

Filing Fee: \$250.00 *Select Payment Method:
 Total: \$250.00 *Select Account Number:
 * Does the statute governing this case provide for payment of fees by the losing party? Yes No Attorney's Client Reference Number:

[View/Print CIS](#) [Back](#) [Save](#) [Submit](#)

Submit Filing?

1. I certify that I have reviewed ALL information and documents for accuracy prior to submitting the filing.
2. I understand that I am required to redact confidential personal identifiers pursuant to [R.1:38-7](#), and that the Judiciary will neither review nor redact any documents if I include confidential personal identifiers in error.
3. I understand that once the filing is submitted it cannot be deleted, and that any corrections may require the filing of an amended document or a motion to remove the contents from the case jacket.
4. I understand that no refunds will be offered in the event a filing with a court fee is submitted erroneously.

[Agree](#) [Cancel](#)

Confirmation

1. A confirmation message will display in green, indicating that the filing has been successfully submitted, and email notification sent.

2. Click on the 'Print' button to view the printable Confirmation.

NOTE This is a printable version of the Confirmation screen that can also be saved as a PDF document.

3. To view the case jacket, click the [View Case Jacket](#) hyperlink.

Confirmation

1

Print 2

✓ Your filing has been successfully submitted. A confirmation has been sent to the email address you provided.

Case Details | Case Number: ATL-L-000907-18

[View Case Jacket](#) 3

Case Caption: CHAMBERS CHRISTOPH VS GRAND ADVENTURE LAND		
Court: Civil Part	Venue: ATLANTIC	Case Initiation Date: 07/18/2018
Case Track: 4	Case Status: ACTIVE	Jury Demand: YES - 6 JURORS
Case Type: INSURANCE FRAUD	Judge: SAVIO, JAMES, P	Team: 2
Law Firm Case ID: 11111		

Transaction Information

Transaction ID: LCV201815267	Received by eCourts on: 07/18/2018	Total Payment Amount: \$250.00
------------------------------	------------------------------------	--------------------------------

Documents Received:
 COMPLAINT
 Certification
 Exhibit
 Case Information Statement

New Case

Case Details | Case Number: ATL-L-000907-18

Case Caption: CHAMBERS CHRISTOPH VS GRAND ADVENTURE LAND

Court: Civil Part	Venue: ATLANTIC	Case Initiation: 07/18/2018
Case Track: 4	Case Status: Active	Jury Demand: YES - 6 JURORS
Case Type: INSURANCE FRAUD	Judge: SAVIO, JAMES, P	Team: 2
Law Firm Case ID: 11111		

Transaction Information

Transaction ID: LCV201815267	Received by eCourts On: 07/18/2018	Total Payment Amount: \$250.00
------------------------------	------------------------------------	--------------------------------

Documents Received:
COMPLAINT
Certification
Exhibit
Case Information Statement

Case Jacket

This displays Case Actions with Filing Date, Filings, Docket Text, Transaction ID and Entry Date.

NOTE: The 'Filings' column has a paper Clip with uploaded files that can be downloaded and printed, and an envelope with details of parties that have been electronically notified.

CASE JACKET
User: 007422017.J.M. Dominic Firm: Walter Green & Dominic

Docket Number: ATL L 000907 - 18

[Back](#)
[Create Summary Report](#)



<p>Case Caption: Chambers Christoph Vs Grand Adventure Land Court: Civil Part Case Type: Insurance Fraud Case Track: 4 # of Discovery Days: 450 Original Discovery End Date: Original Arbitration Date: Original Trial Date: Disposition Date:</p>	<p>Venue: Atlantic Case Status: Active Judge: James P Savio Age of Case: 00 YR 00 MO Current Discovery End Date: Current Arbitration Date: Current Trial Date: Case Disposition: Open</p>	<p>Case Initiation Date: 07/18/2018 Jury Demand: 6 Jurors Team: 2 Consolidated Case: N # of DED Extensions: 0 # of Arb Adjournments: 0 # of Trial Date Adjournments: 0 Statewide Lien: No</p>
---	--	--

Plaintiffs (1)

Defendants (1)

▶ Christoph A Chambers AKA

Case Actions

Filed Date	Filings	Docket Text	Transaction ID	Entry Date
7/18/2018	 	Complaint with Jury Demand for ATL-L-000907-18 submitted by PRONGAY, TEST M, ANSELL GRIMM & AARON PC on behalf of CHRISTOPH A CHAMBERS against GRAND ADVENTURE LAND	LCV201815267	7/18/2018

Showing 1 to 1 of 1 entries