

**New Jersey Judiciary
CIVIL STATISTICS
June 2015**

TABLE OF CONTENTS

Introduction, Abbreviations, and Glossary	i
Tables and Graphs By County	1
Tables and Graphs by Case Type	
Atlantic	3
Bergen	7
Burlington	11
Camden	15
Cape May	19
Cumberland	23
Essex	27
Gloucester	31
Hudson	35
Hunterdon	39
Mercer	43
Middlesex	47
Monmouth	51
Morris	55
Ocean	59
Passaic	63
Salem	67
Somerset	71
Sussex	75
Union	79
Warren	83
State	87

INTRODUCTION

CIVIL STATISTICS provides court year-to-date civil-law statistics for New Jersey's twenty-one counties. Data is compiled from a monthly statistical extract of the Automated Case Management System.

The report provides 4-page summaries of filings, resolutions, clearance, backlog, and active pending by case type for counties and the state. Case type categories are based on the Case Information Statement (CIS). Some categories are consolidated as shown in the table on the next page.

GLOSSARY

Filings: Filings include new, reopened, reactivated, and transferred cases

Resolutions: Include trials, summary judgments, settlements, default judgments dismissals, inactivations, transfers, and other summary matters

Clearance: Resolutions minus filings

Backlog: Cases over case processing goal as listed below. Cases are aged from date of complaint exclusive of inactive and closed time.

 Track 1 backlog = over 12 months

 Track 2 backlog = over 18 months

 Track 3 backlog = over 24 months

 Track 4 backlog = over 24 months

Backlog Per 100 Monthly Filings: $(\text{backlog}) / (\text{average monthly filings in previous court year}) * 100$

Active Pending: Cases not resolved. Does not include inactive cases.

CIVIL STATISTICS is produced by the Administrative Office of the Courts' Quantitative Research Unit. Questions or comments can be directed to:

Quantitative Research Unit: PO Box 037, Trenton, NJ 08625
(609) 984-7232

CASE TYPE ABBREVIATIONS

TRACK I

Action on Negotiable Instrument (Act on New Inst)
Book Account
Name Change
Other Insurance Claim Including Declaratory Judgment Actions (other insurance)
PIP Coverage
Real Property
Other Track 1: Forfeiture, Summary Action, UM or UIM Claim, Lemon Law, Open Public Records Act, Tenancy, Miscellaneous, No Show Jurors
UM/UIM Coverage

TRACK II

Auto Negligence - Personal Injury
Auto Negligence - Property Damage
Construction
Contract/Commercial Transactions
Employment other than CEPA or LAD
Personal Injury
Tort - Other
UM/UIM Bodily Injury

TRACK III

Assault and Battery
Civil Rights
Condemnation
Medical Malpractice
Product Liability
Professional Malpractice
Toxic Tort
Other Track 3: Defamation, Inverse Condemnation, Whistle Blower/Conscientious, Employee Protection Act, Law Against Discrimination

TRACK IV

Action in Lieu of Prerogative Writ (Lieu of P. Writ)
Asbestos
Complex Commercial

Other Multicounty Litigation (formerly "mass tort") and/or Centrally Managed Cases:

Accutane/Isotretinoin, All Derm Regen, Bextra/Celebrex, Bextra/Celebrex/Vioxx, Bristol-Meyers Squibb Environmental, Depo-Provera, Diacetyl, Fosamax, DePuy ASR Hip, Digitek, Gadolinium Based Contrast Agents, Hormone Replacement Therapy, J & J Stent, Levaquin, Mahwah Toxic Dump, Mirena, NuvaRing, Ortho Evra, Pelvic Mesh J&J, Pelvic Mesh Bard, Plavix, Pompton Lakes Environmental Litigation, Propecia, Prudential Tort Litigation, Reglan, Risperdal/Seroquel/Zyprexa, Stryker Rejuvenate Hip Stem and the ABG II Modular Hip Stem, Stryker Implant, Vioxx, Yaz/Yasmin/Ocella, Zelnorm, Zometa/Aredia

Other Track 4: Complex Construction, Cullen Lit., Environmental Coverage Litigation, False Claims, Insurance Fraud, Mt. Laurel

CIVIL CASELOAD SUMMARY BY COUNTY
JULY 2014 - JUNE 2015
STATE

	Filings			Resolutions			Clearance		Backlog			Backlog Percent		Backlog Per 100 Monthly Filings		Active Pending		
	Jul 2013	Jul 2014	percent change	Jul 2013	Jul 2014	percent change	Jul 2014 - Jun 2015		Jun 2014	Jun 2015	percent change	Jun 2014	Jun 2015	Jun 2014	Jun 2015	Jun 2014	Jun 2015	percent change
	to Jun 2014	to Jun 2015		number	percent													
Atlantic	7,357	5,376	-27%	5,467	19,676	260%	14300	366%	11,905	5,017	-58%	54%	65%	1,942	1,120	22,060	7,764	-65%
Bergen	12,395	21,094	70%	9,806	10,500	7%	-10594	50%	1,624	5,620	246%	14%	25%	157	320	11,938	22,588	89%
Burlington	3,153	3,378	7%	3,455	3,250	-6%	-128	96%	296	298	1%	11%	11%	113	106	2,607	2,737	5%
Camden	5,487	5,153	-6%	5,694	5,454	-4%	301	106%	600	554	-8%	12%	11%	131	129	5,123	4,841	-6%
Cape May	650	670	3%	682	657	-4%	-13	98%	81	89	10%	15%	16%	150	159	531	544	2%
Cumberland	1,074	1,061	-1%	1,176	1,101	-6%	40	104%	215	180	-16%	21%	18%	240	204	1,045	1,011	-3%
Essex	10,468	10,127	-3%	11,014	10,395	-6%	268	103%	1,650	1,653	0%	16%	16%	189	196	10,353	10,114	-2%
Gloucester	1,860	1,841	-1%	2,026	1,895	-6%	54	103%	227	214	-6%	14%	13%	146	139	1,646	1,600	-3%
Hudson	6,509	6,082	-7%	6,624	6,457	-3%	375	106%	788	626	-21%	13%	11%	145	124	6,210	5,835	-6%
Hunterdon	630	626	-1%	602	676	12%	50	108%	90	94	4%	16%	19%	171	180	546	495	-9%
Mercer	3,098	3,259	5%	3,100	3,188	3%	-71	98%	635	576	-9%	21%	18%	246	212	3,071	3,145	2%
Middlesex	8,790	12,634	44%	9,692	8,958	-8%	-3676	71%	1,753	5,288	202%	18%	39%	239	502	9,715	13,394	38%
Monmouth	5,644	5,367	-5%	5,815	5,748	-1%	381	107%	1,458	1,264	-13%	24%	22%	310	283	6,021	5,639	-6%
Morris	3,533	3,399	-4%	3,473	3,558	2%	159	105%	529	537	2%	16%	18%	180	190	3,213	3,054	-5%
Ocean	4,267	4,221	-1%	4,028	4,364	8%	143	103%	614	580	-6%	15%	15%	173	165	4,014	3,888	-3%
Passaic	5,196	4,927	-5%	5,309	5,144	-3%	217	104%	437	433	-1%	9%	9%	101	105	4,844	4,627	-4%
Salem	257	250	-3%	287	238	-17%	-12	95%	25	21	-16%	13%	10%	117	101	190	201	6%
Somerset	1,864	1,859	0%	1,956	1,932	-1%	73	104%	250	182	-27%	16%	12%	161	117	1,568	1,498	-4%
Sussex	811	812	0%	828	779	-6%	-33	96%	79	102	29%	13%	16%	117	151	623	657	5%
Union	4,903	5,138	5%	4,926	5,163	5%	25	100%	939	784	-17%	18%	15%	230	183	5,143	5,119	0%
Warren	445	460	3%	456	461	1%	1	100%	59	61	3%	16%	16%	159	159	379	380	0%
Total	88,391	97,734	11%	86,416	99,594	15%	1860	102%	24,254	24,173	0%	24%	24%	329	297	100,840	99,131	-2%

NOTE: Some Multicounty Litigation (MCL) cases were transferred in November 2014: Atlantic to Bergen = 8,935; Atlantic to Middlesex = 4,070.

CIVIL BACKLOG SUMMARY BY CASETYPE

JUNE 2015

STATE

	Cases in Backlog															
	Track 1					Track 2				Track 3			Track 4			Total Backlog
	12 to 18 months	18 to 24 months	24 to 36 months	over 36 months	Total Track 1	18 to 24 months	24 to 36 months	over 36 months	Total Track 2	24 to 36 months	over 36 months	Total Track 3	24 to 36 months	over 36 months	Total Track 4	
Atlantic	22	10	5	6	43	205	75	21	301	61	32	93	146	4,434	4,580	5,017
Bergen	6	2	1	0	9	634	214	13	861	85	10	95	3,156	1,499	4,655	5,620
Burlington	10	0	0	0	10	176	75	3	254	23	3	26	4	4	8	298
Camden	8	5	2	0	15	329	100	6	435	67	22	89	4	11	15	554
Cape May	9	5	0	0	14	23	23	3	49	8	10	18	2	6	8	89
Cumberland	6	0	2	0	8	88	43	8	139	15	13	28	2	3	5	180
Essex	72	17	18	2	109	827	419	74	1,320	121	58	179	22	23	45	1,653
Gloucester	14	5	2	0	21	104	46	5	155	21	9	30	5	3	8	214
Hudson	33	11	3	1	48	426	86	6	518	32	5	37	10	13	23	626
Hunterdon	6	1	2	0	9	32	28	5	65	13	3	16	2	2	4	94
Mercer	17	2	2	3	24	221	161	53	435	57	41	98	7	12	19	576
Middlesex	21	8	6	0	35	657	224	15	896	78	32	110	1,278	2,969	4,247	5,288
Monmouth	57	31	13	10	111	486	342	110	938	77	94	171	19	25	44	1,264
Morris	47	13	7	3	70	225	119	16	360	58	23	81	13	13	26	537
Ocean	37	7	2	0	46	323	131	16	470	42	17	59	5	0	5	580
Passaic	25	5	1	0	31	330	36	1	367	20	3	23	8	4	12	433
Salem	2	2	0	0	4	10	1	0	11	4	1	5	0	1	1	21
Somerset	7	1	0	1	9	77	42	10	129	20	10	30	7	7	14	182
Sussex	3	3	4	3	13	35	30	2	67	9	4	13	4	5	9	102
Union	44	10	6	3	63	443	171	28	642	44	17	61	7	11	18	784
Warren	2	1	1	0	4	22	23	6	51	5	1	6	0	0	0	61
Total	448	139	77	32	696	5,673	2,389	401	8,463	860	408	1,268	4,701	9,045	13,746	24,173

NOTE: Some Multicounty Litigation (MCL) cases were transferred in November 2014: Atlantic to Bergen = 8,935; Atlantic to Middlesex = 4,070.

CIVIL CASELOAD SUMMARY BY CASETYPE
JULY 2014 - JUNE 2015
ATLANTIC

	Filings			Resolutions			Clearance		Backlog			Backlog Percent		Backlog Per 100		Active Pending		
	Jul 2013 to Jun 2014	Jul 2014 to Jun 2015	percent change	Jul 2013 to Jun 2014	Jul 2014 to Jun 2015	percent change	Jul 2014 - Jun 2015		Jun 2014	Jun 2015	percent change	Jun 2014	Jun 2015	Monthly Filings		Jun 2014	Jun 2015	percent change
	number	percent	Jun 2014	Jun 2015	Jun 2014	Jun 2015												
Act on Neg Inst	17	3	-82%	24	8	-67%	5	267%	1	1	0%	14%	50%	71	400	7	2	-71%
Asbestos	0	0	0%	0	0	0%	0	100%	0	0	0%	0%	0%	0	0	0	0	0%
Assault & Bat	13	12	-8%	11	10	-9%	-2	83%	1	4	300%	6%	24%	92	400	16	17	6%
Auto - Pers Inj	894	837	-6%	1,047	916	-13%	79	109%	151	147	-3%	14%	14%	203	211	1,089	1,017	-7%
Auto - Property	17	19	12%	21	15	-29%	-4	79%	0	2		0%	13%	0	126	12	16	33%
Book Account	453	402	-11%	521	392	-25%	-10	98%	11	14	27%	5%	6%	29	42	216	226	5%
Civil Rights	27	20	-26%	31	24	-23%	4	120%	3	4	33%	11%	17%	133	240	28	24	-14%
Complex Comme	4	5	25%	1	6	500%	1	120%	2	5	150%	25%	71%	600	1,200	8	7	-13%
Condemnation	17	5	-71%	4	11	175%	6	220%	0	1		0%	9%	0	240	18	11	-39%
Construction	22	22	0%	31	13	-58%	-9	59%	5	10	100%	21%	30%	273	545	24	33	38%
Contract/Comme	401	374	-7%	386	385	0%	11	103%	24	19	-21%	9%	7%	72	61	273	264	-3%
Employment	14	11	-21%	16	13	-19%	2	118%	4	3	-25%	31%	27%	343	327	13	11	-15%
Lieu of P. Writ	20	22	10%	16	20	25%	-2	91%	1	4	300%	5%	17%	60	218	20	24	20%
Medical Malprac	37	39	5%	48	30	-38%	-9	77%	19	19	0%	29%	25%	616	585	66	75	14%
Name Change	107	88	-18%	107	91	-15%	3	103%	0	0	0%	0%	0%	0	0	11	10	-9%
Other Insurance	117	71	-39%	80	94	18%	23	132%	9	13	44%	12%	28%	92	220	75	47	-37%
Other MCL	3,837	2,146	-44%	1,724	16,484	856%	14338	768%	11,463	4,564	-60%	61%	99%	3,585	2,552	18,942	4,602	-76%
Other Track 1	387	253	-35%	386	227	-41%	-26	90%	10	8	-20%	11%	7%	31	38	95	114	20%
Other Track 3	102	104	2%	102	149	46%	45	143%	41	17	-59%	26%	15%	482	196	159	116	-27%
Other Track 4	14	10	-29%	21	8	-62%	-2	80%	5	5	0%	26%	25%	429	600	19	20	5%
Personal Injury	601	569	-5%	597	590	-1%	21	104%	116	104	-10%	17%	16%	232	219	689	666	-3%
Prod Liability	84	176	110%	118	48	-59%	-128	27%	19	39	105%	18%	16%	271	266	107	237	121%
Prof Malpractic	17	27	59%	21	13	-38%	-14	48%	6	7	17%	22%	16%	424	311	27	44	63%
PIP Coverage	13	8	-38%	16	10	-38%	2	125%	0	0	0%	0%	0%	0	0	6	5	-17%
Real Property	17	26	53%	19	17	-11%	-9	65%	3	6	100%	25%	27%	212	277	12	22	83%
Tort Other	54	51	-6%	65	44	-32%	-7	86%	10	7	-30%	19%	11%	222	165	53	61	15%
Toxic Tort	4	0	-100%	3	1	-67%	1	100%	0	2		0%	67%	0		4	3	-25%
UM/UIIM Bod Inj	67	76	13%	51	57	12%	-19	75%	1	12	>999%	1%	13%	18	189	71	90	27%
Total	7,357	5,376	-27%	5,467	19,676	260%	14300	366%	11,905	5,017	-58%	54%	65%	1,942	1,120	22,060	7,764	-65%

NOTE: Some Multicounty Litigation (MCL) cases were transferred in November 2014: Atlantic to Bergen = 8,935; Atlantic to Middlesex = 4,070.

CIVIL BACKLOG SUMMARY BY CASETYPE

JUNE 2015

ATLANTIC

	Cases in Backlog															
	Track 1					Track 2				Track 3			Track 4			Total Backlog
	12 to 18 months	18 to 24 months	24 to 36 months	over 36 months	Total Track 1	18 to 24 months	24 to 36 months	over 36 months	Total Track 2	24 to 36 months	over 36 months	Total Track 3	24 to 36 months	over 36 months	Total Track 4	
Act on Neg Inst	0	0	1	0	1	0	0	0	0	0	0	0	0	0	0	1
Asbestos	0	0	0	0	0	0	0	0	0	0	0	0	0	0	0	0
Assault & Bat	0	0	0	0	0	0	0	0	0	4	0	4	0	0	0	4
Auto - Pers Inj	0	0	0	0	0	105	35	7	147	0	0	0	0	0	0	147
Auto - Property	0	0	0	0	0	1	1	0	2	0	0	0	0	0	0	2
Book Account	9	2	0	3	14	0	0	0	0	0	0	0	0	0	0	14
Civil Rights	0	0	0	0	0	0	0	0	0	3	1	4	0	0	0	4
Complex Comme	0	0	0	0	0	0	0	0	0	0	0	0	3	2	5	5
Condemnation	0	0	0	0	0	0	0	0	0	1	0	1	0	0	0	1
Construction	0	0	0	0	0	3	2	3	8	0	0	0	2	0	2	10
Contract/Comme	0	1	0	0	1	11	6	1	18	0	0	0	0	0	0	19
Employment	0	0	0	0	0	1	1	1	3	0	0	0	0	0	0	3
Lieu of P. Writ	0	0	0	0	0	0	0	0	0	0	0	0	3	1	4	4
Medical Malprac	0	0	0	0	0	0	0	0	0	12	7	19	0	0	0	19
Name Change	0	0	0	0	0	0	0	0	0	0	0	0	0	0	0	0
Other Insurance	7	3	1	1	12	1	0	0	1	0	0	0	0	0	0	13
Other MCL	0	0	0	0	0	0	0	0	0	0	0	0	136	4,428	4,564	4,564
Other Track 1	4	1	2	1	8	0	0	0	0	0	0	0	0	0	0	8
Other Track 3	0	0	0	0	0	0	0	0	0	13	4	17	0	0	0	17
Other Track 4	0	0	0	0	0	0	0	0	0	0	0	0	2	3	5	5
Personal Injury	1	0	0	0	1	71	23	9	103	0	0	0	0	0	0	104
Prod Liability	0	0	0	0	0	0	0	0	0	23	16	39	0	0	0	39
Prof Malpractic	0	0	0	0	0	0	0	0	0	3	4	7	0	0	0	7
PIP Coverage	0	0	0	0	0	0	0	0	0	0	0	0	0	0	0	0
Real Property	1	3	1	1	6	0	0	0	0	0	0	0	0	0	0	6
Tort Other	0	0	0	0	0	4	3	0	7	0	0	0	0	0	0	7
Toxic Tort	0	0	0	0	0	0	0	0	0	2	0	2	0	0	0	2
UM/UIM Bod Inj	0	0	0	0	0	8	4	0	12	0	0	0	0	0	0	12
Total	22	10	5	6	43	205	75	21	301	61	32	93	146	4,434	4,580	5,017

NOTE: Some Multicounty Litigation (MCL) cases were transferred in November 2014: Atlantic to Bergen = 8,935; Atlantic to Middlesex = 4,070.

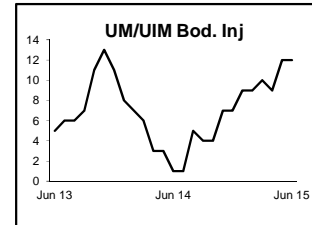
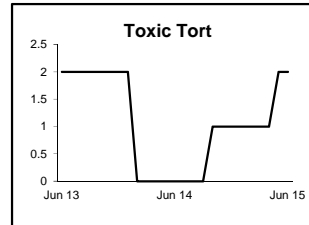
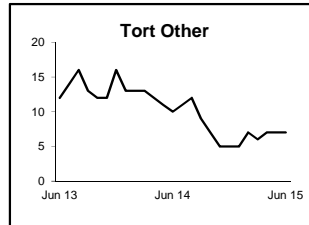
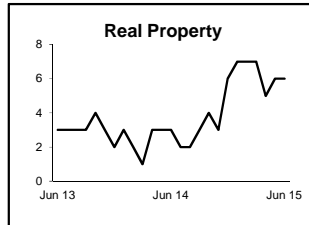
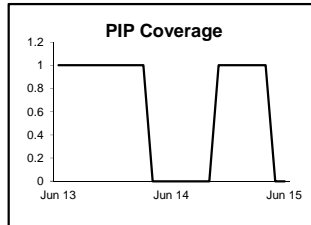
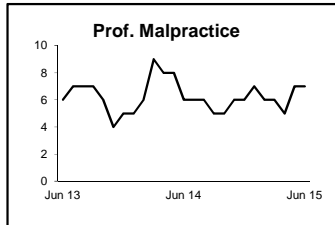
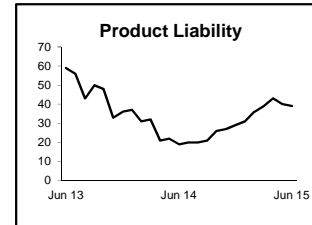
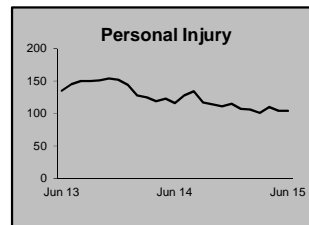
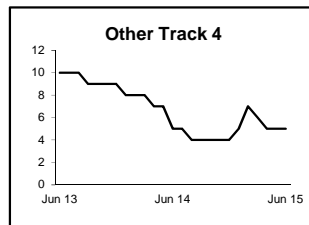
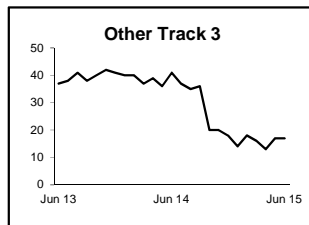
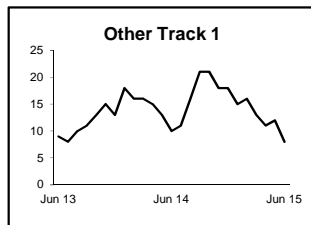
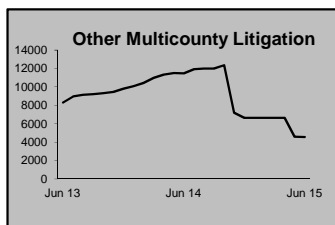
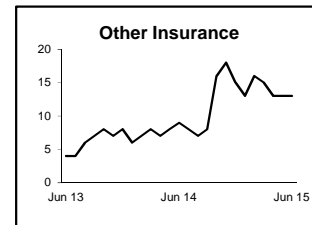
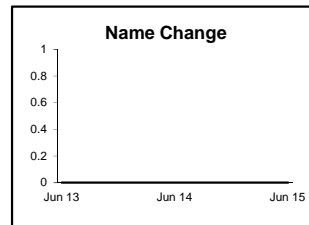
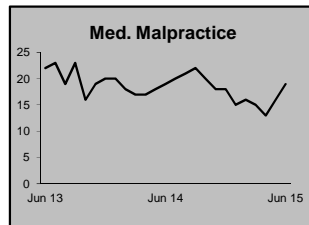
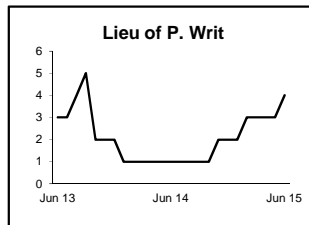
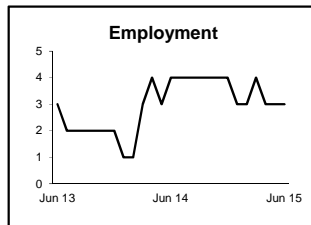
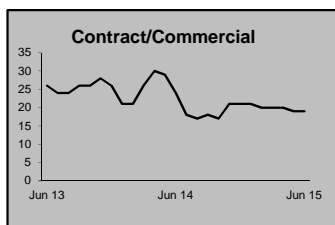
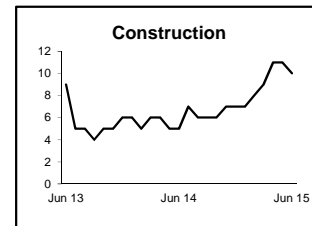
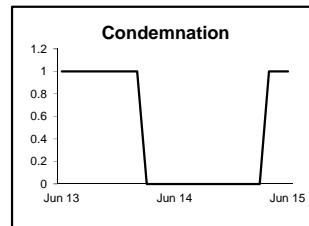
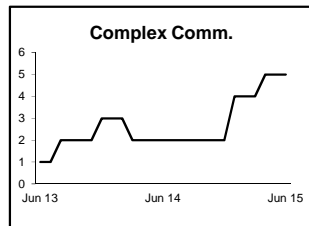
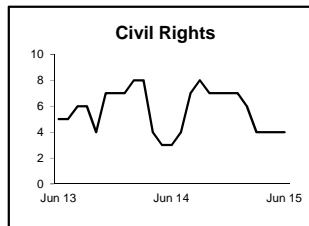
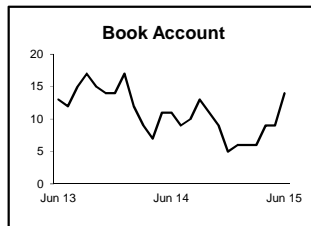
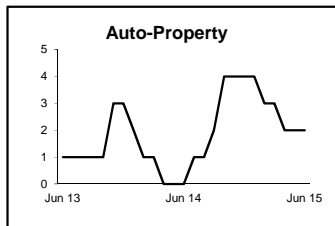
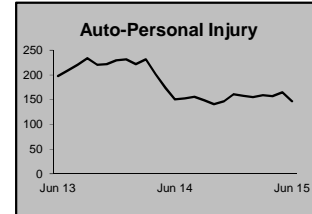
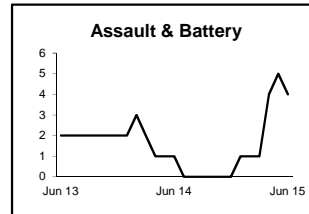
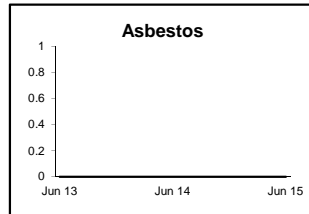
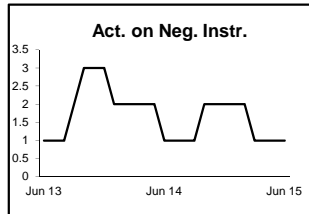
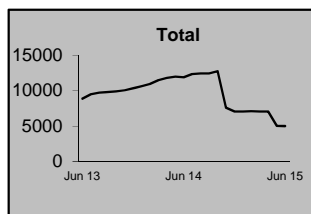
**CIVIL RESOLUTION SUMMARY BY CASETYPE
JULY 2014 - JUNE 2015
ATLANTIC**

	Trial			Summary					Total	Percent resolved by						Monthly Resolutions
	Jury	Nonjury	Total	Judgment	Settlement	Default Judgment	Dismiss	Other		Trial	Sum Jud	Settle	Default J	Dismiss	Other	
Act on Neg Inst	0	0	0	0	1	3	4	0	8	0%	0%	13%	38%	50%	0%	
Asbestos	0	0	0	0	0	0	0	0	0	0%	0%	0%	0%	0%	0%	
Assault & Bat	0	0	0	0	3	0	7	0	10	0%	0%	30%	0%	70%	0%	
Auto - Pers Inj	29	0	29	0	528	5	331	23	916	3%	0%	58%	1%	36%	3%	
Auto - Property	1	0	1	0	4	0	10	0	15	7%	0%	27%	0%	67%	0%	
Book Account	0	1	1	8	62	159	160	2	392	0%	2%	16%	41%	41%	1%	
Civil Rights	1	0	1	2	5	0	10	6	24	4%	8%	21%	0%	42%	25%	
Complex Commer	0	0	0	1	0	0	3	2	6	0%	17%	0%	0%	50%	33%	
Condemnation	0	0	0	0	3	0	0	8	11	0%	0%	27%	0%	0%	73%	
Construction	0	0	0	0	7	0	5	1	13	0%	0%	54%	0%	38%	8%	
Contract/Commer	2	4	6	11	82	91	171	24	385	2%	3%	21%	24%	44%	6%	
Employment	0	0	0	0	4	1	6	2	13	0%	0%	31%	8%	46%	15%	
Lieu of P. Writ	0	0	0	0	2	0	13	5	20	0%	0%	10%	0%	65%	25%	
Medical Malprac	2	0	2	1	16	0	9	2	30	7%	3%	53%	0%	30%	7%	
Name Change	0	0	0	0	0	0	7	84	91	0%	0%	0%	0%	8%	92%	
Other Insurance	1	1	2	1	35	2	50	4	94	2%	1%	37%	2%	53%	4%	
Other MCL	1	0	1	32	309	0	3,138	13,004	16,484	0%	0%	2%	0%	19%	79%	
Other Track 1	1	0	1	3	46	11	72	94	227	0%	1%	20%	5%	32%	41%	
Other Track 3	5	0	5	5	69	2	54	14	149	3%	3%	46%	1%	36%	9%	
Other Track 4	0	0	0	0	6	0	1	1	8	0%	0%	75%	0%	13%	13%	
Personal Injury	8	0	8	10	273	8	271	20	590	1%	2%	46%	1%	46%	3%	
Prod Liability	0	0	0	1	25	0	9	13	48	0%	2%	52%	0%	19%	27%	
Prof Malpractic	0	0	0	0	3	1	8	1	13	0%	0%	23%	8%	62%	8%	
PIP Coverage	0	0	0	0	6	0	4	0	10	0%	0%	60%	0%	40%	0%	
Real Property	1	1	2	0	1	1	10	3	17	12%	0%	6%	6%	59%	18%	
Tort Other	1	1	2	0	15	3	21	3	44	5%	0%	34%	7%	48%	7%	
Toxic Tort	0	0	0	0	1	0	0	0	1	0%	0%	100%	0%	0%	0%	
UM/UIIM Bod Inj	1	0	1	1	26	0	26	3	57	2%	2%	46%	0%	46%	5%	
Total	54	8	62	76	1,532	287	4,400	13,319	19,676	0%	0%	8%	1%	22%	68%	

NOTE: Some Multicounty Litigation (MCL) cases were transferred in November 2014: Atlantic to Bergen = 8,935; Atlantic to Middlesex = 4,070.

**CIVIL BACKLOG BY CASETYPE
JUNE 2015
ATLANTIC**

	Total	Backlog	% chg
Jun 13		8,877	
Jun 14		11,905	34%
Jun 15		5,017	-58%



1) Casetypes with the state's largest backlogs are highlighted.

2) Some Multicounty Litigation (MCL) cases were transferred in November 2014: Atlantic to Bergen = 8,935; Atlantic to Middlesex = 4,070.

CIVIL CASELOAD SUMMARY BY CASETYPE
JULY 2014 - JUNE 2015
BERGEN

	Filings			Resolutions			Clearance		Backlog			Backlog Percent		Backlog Per 100 Monthly Filings		Active Pending		
	Jul 2013 to Jun 2014	Jul 2014 to Jun 2015	percent change	Jul 2013 to Jun 2014	Jul 2014 to Jun 2015	percent change	Jul 2014 - Jun 2015		Jun 2014	Jun 2015	percent change	Jun 2014	Jun 2015	Jun 2014	Jun 2015	Jun 2014	Jun 2015	percent change
	number	percent																
Act on Neg Inst	93	62	-33%	93	73	-22%	11	118%	1	1	0%	2%	3%	13	19	43	33	-23%
Asbestos	0	0	0%	0	0	0%	0	100%	0	0	0%	0%	0%	0	0	0	0	0%
Assault & Bat	32	25	-22%	30	35	17%	10	140%	3	4	33%	6%	9%	113	192	47	46	-2%
Auto - Pers Inj	2,697	2,518	-7%	2,551	2,563	0%	45	102%	396	516	30%	12%	16%	176	246	3,193	3,166	-1%
Auto - Property	444	422	-5%	339	478	41%	56	113%	3	6	100%	1%	3%	8	17	259	205	-21%
Book Account	1,615	1,369	-15%	1,617	1,500	-7%	131	110%	5	1	-80%	1%	0%	4	1	732	583	-20%
Civil Rights	36	22	-39%	34	14	-59%	-8	64%	1	2	100%	6%	7%	33	109	17	28	65%
Complex Comme	45	30	-33%	42	51	21%	21	170%	6	8	33%	11%	19%	160	320	53	42	-21%
Condemnation	16	3	-81%	19	5	-74%	2	167%	0	0	0%	0%	0%	0	0	3	1	-67%
Construction	61	68	11%	65	66	2%	-2	97%	9	8	-11%	15%	13%	177	141	62	61	-2%
Contract/Comme	1,422	1,353	-5%	1,418	1,459	3%	106	108%	65	55	-15%	7%	6%	55	49	956	872	-9%
Employment	48	36	-25%	49	37	-24%	1	103%	3	2	-33%	10%	7%	75	67	31	28	-10%
Lieu of P. Writ	86	52	-40%	67	74	10%	22	142%	0	1		0%	3%	0	23	58	32	-45%
Medical Malprac	122	112	-8%	113	131	16%	19	117%	55	49	-11%	25%	23%	541	525	223	209	-6%
Name Change	380	388	2%	376	396	5%	8	102%	0	0	0%	0%	0%	0	0	8	0	-100%
Other Insurance	164	108	-34%	155	141	-9%	33	131%	4	2	-50%	4%	4%	29	22	92	55	-40%
Other MCL	2,703	12,047	346%	465	1,234	165%	-10813	10%	813	4,632	470%	21%	32%	361	461	3,864	14,671	280%
Other Track 1	514	442	-14%	501	441	-12%	-1	100%	5	5	0%	3%	3%	12	14	157	153	-3%
Other Track 3	144	178	24%	184	145	-21%	-33	81%	12	10	-17%	7%	5%	100	67	165	204	24%
Other Track 4	38	37	-3%	28	33	18%	-4	89%	9	14	56%	17%	22%	284	454	52	63	21%
Personal Injury	1,118	1,160	4%	1,015	1,059	4%	-101	91%	186	244	31%	13%	16%	200	252	1,390	1,489	7%
Prod Liability	61	107	75%	60	53	-12%	-54	50%	7	8	14%	10%	6%	138	90	68	127	87%
Prof Malpractic	70	49	-30%	101	86	-15%	37	176%	18	21	17%	15%	20%	309	514	121	105	-13%
PIP Coverage	41	29	-29%	43	29	-33%	0	100%	0	0	0%	0%	0%	0	0	12	10	-17%
Real Property	47	51	9%	52	45	-13%	-6	88%	0	0	0%	0%	0%	0	0	26	30	15%
Tort Other	300	280	-7%	313	265	-15%	-15	95%	20	17	-15%	9%	8%	80	73	216	225	4%
Toxic Tort	3	3	0%	5	1	-80%	-2	33%	1	1	0%	33%	20%	400	400	3	5	67%
UM/UIIM Bod Inj	95	143	51%	71	86	21%	-57	60%	2	13	550%	2%	9%	25	109	87	145	67%
Total	12,395	21,094	70%	9,806	10,500	7%	-10594	50%	1,624	5,620	246%	14%	25%	157	320	11,938	22,588	89%

NOTE: Some Multicounty Litigation (MCL) cases were transferred in November 2014: Atlantic to Bergen = 8,935; Atlantic to Middlesex = 4,070.

CIVIL BACKLOG SUMMARY BY CASETYPE

JUNE 2015

BERGEN

	Cases in Backlog															
	Track 1					Track 2				Track 3			Track 4			Total Backlog
	12 to 18 months	18 to 24 months	24 to 36 months	over 36 months	Total Track 1	18 to 24 months	24 to 36 months	over 36 months	Total Track 2	24 to 36 months	over 36 months	Total Track 3	24 to 36 months	over 36 months	Total Track 4	
Act on Neg Inst	0	1	0	0	1	0	0	0	0	0	0	0	0	0	0	1
Asbestos	0	0	0	0	0	0	0	0	0	0	0	0	0	0	0	0
Assault & Bat	0	0	0	0	0	0	0	0	0	4	0	4	0	0	0	4
Auto - Pers Inj	0	0	0	0	0	397	116	3	516	0	0	0	0	0	0	516
Auto - Property	0	0	0	0	0	4	2	0	6	0	0	0	0	0	0	6
Book Account	1	0	0	0	1	0	0	0	0	0	0	0	0	0	0	1
Civil Rights	0	0	0	0	0	0	0	0	0	1	1	2	0	0	0	2
Complex Comme	0	0	0	0	0	0	0	0	0	0	0	0	5	3	8	8
Condemnation	0	0	0	0	0	0	0	0	0	0	0	0	0	0	0	0
Construction	0	0	0	0	0	1	7	0	8	0	0	0	0	0	0	8
Contract/Comme	0	0	0	0	0	37	17	1	55	0	0	0	0	0	0	55
Employment	0	0	0	0	0	0	2	0	2	0	0	0	0	0	0	2
Lieu of P. Writ	0	0	0	0	0	0	0	0	0	0	0	0	0	1	1	1
Medical Malprac	0	0	0	0	0	0	0	0	0	44	5	49	0	0	0	49
Name Change	0	0	0	0	0	0	0	0	0	0	0	0	0	0	0	0
Other Insurance	1	0	1	0	2	0	0	0	0	0	0	0	0	0	0	2
Other MCL	0	0	0	0	0	0	0	0	0	0	0	0	3,138	1,494	4,632	4,632
Other Track 1	4	1	0	0	5	0	0	0	0	0	0	0	0	0	0	5
Other Track 3	0	0	0	0	0	0	0	0	0	10	0	10	0	0	0	10
Other Track 4	0	0	0	0	0	0	0	0	0	0	0	0	13	1	14	14
Personal Injury	0	0	0	0	0	175	65	4	244	0	0	0	0	0	0	244
Prod Liability	0	0	0	0	0	0	0	0	0	7	1	8	0	0	0	8
Prof Malpractic	0	0	0	0	0	0	0	0	0	18	3	21	0	0	0	21
PIP Coverage	0	0	0	0	0	0	0	0	0	0	0	0	0	0	0	0
Real Property	0	0	0	0	0	0	0	0	0	0	0	0	0	0	0	0
Tort Other	0	0	0	0	0	9	3	5	17	0	0	0	0	0	0	17
Toxic Tort	0	0	0	0	0	0	0	0	0	1	0	1	0	0	0	1
UM/UIIM Bod Inj	0	0	0	0	0	11	2	0	13	0	0	0	0	0	0	13
Total	6	2	1	0	9	634	214	13	861	85	10	95	3,156	1,499	4,655	5,620

NOTE: Some Multicounty Litigation (MCL) cases were transferred in November 2014: Atlantic to Bergen = 8,935; Atlantic to Middlesex = 4,070.

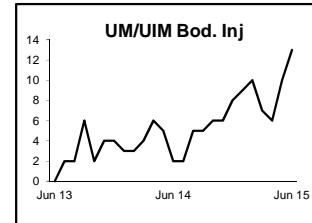
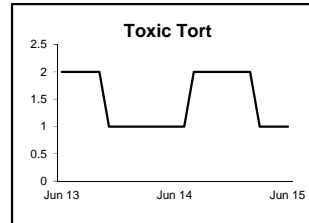
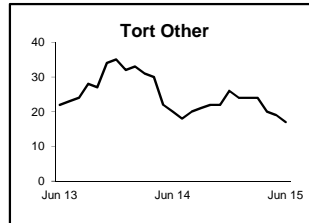
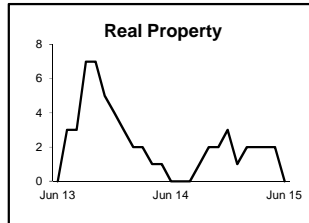
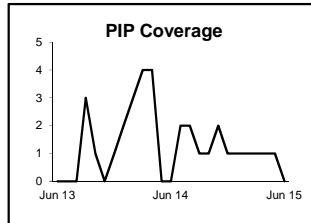
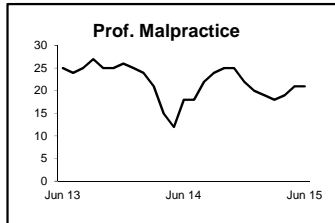
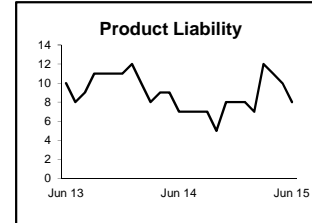
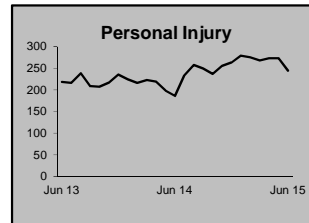
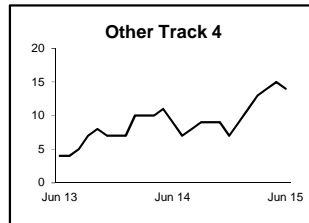
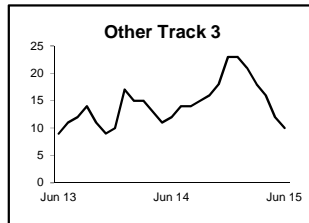
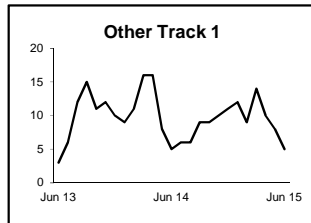
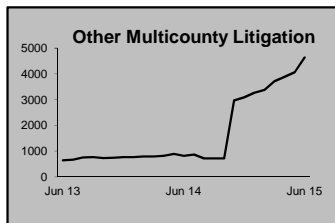
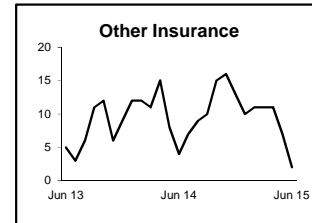

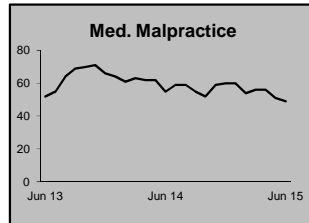
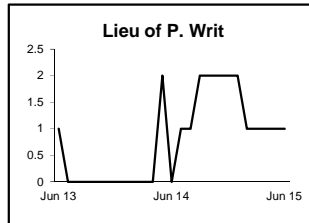
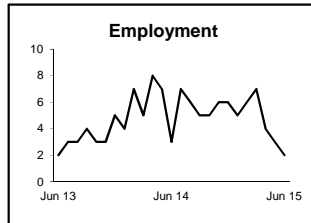
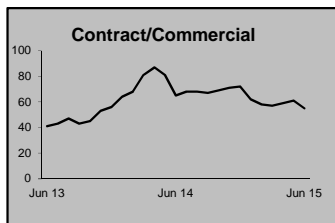
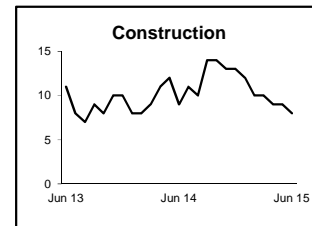
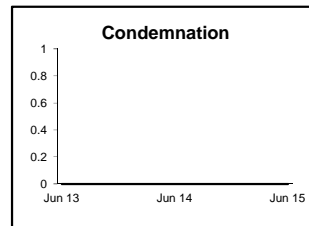
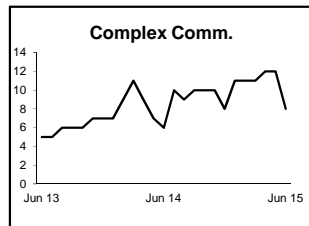
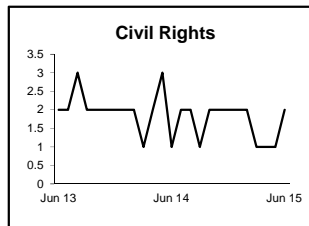
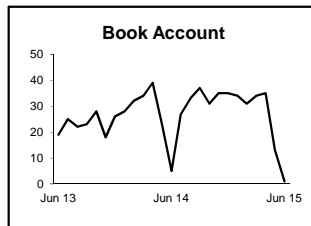
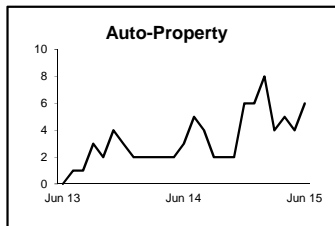
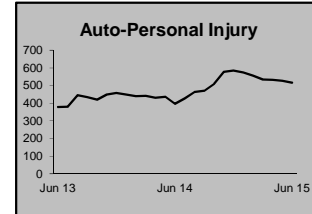
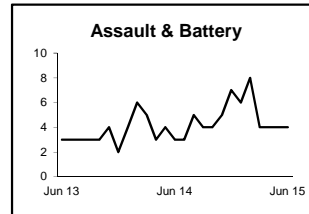
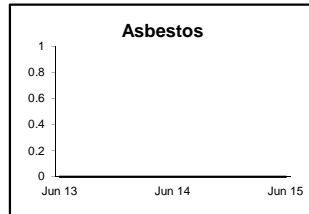
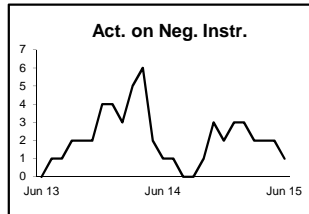
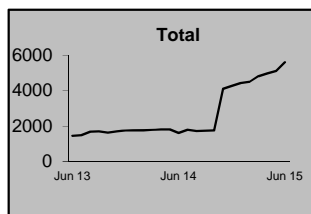
CIVIL RESOLUTION SUMMARY BY CASETYPE
JULY 2014 - JUNE 2015
BERGEN

	Trial			Summary					Total	Percent resolved by						Monthly Resolutions
	Jury	Nonjury	Total	Judgment	Settlement	Default Judgment	Dismiss	Other		Trial	Sum Jud	Settle	Default J	Dismiss	Other	
Act on Neg Inst	0	1	1	2	23	6	39	2	73	1%	3%	32%	8%	53%	3%	
Asbestos	0	0	0	0	0	0	0	0	0	0%	0%	0%	0%	0%	0%	
Assault & Bat	0	0	0	1	19	1	12	2	35	0%	3%	54%	3%	34%	6%	
Auto - Pers Inj	60	5	65	11	1,755	11	658	63	2,563	3%	0%	68%	0%	26%	2%	
Auto - Property	0	1	1	1	97	202	159	18	478	0%	0%	20%	42%	33%	4%	
Book Account	1	5	6	26	327	138	993	10	1,500	0%	2%	22%	9%	66%	1%	
Civil Rights	0	0	0	0	4	0	4	6	14	0%	0%	29%	0%	29%	43%	
Complex Commer	1	0	1	2	18	1	25	4	51	2%	4%	35%	2%	49%	8%	
Condemnation	0	0	0	0	0	1	4	0	5	0%	0%	0%	20%	80%	0%	
Construction	2	1	3	1	38	2	21	1	66	5%	2%	58%	3%	32%	2%	
Contract/Commer	9	20	29	42	503	80	787	18	1,459	2%	3%	34%	5%	54%	1%	
Employment	0	0	0	1	23	1	12	0	37	0%	3%	62%	3%	32%	0%	
Lieu of P. Writ	6	9	15	0	16	0	37	6	74	20%	0%	22%	0%	50%	8%	
Medical Malprac	10	0	10	3	72	0	42	4	131	8%	2%	55%	0%	32%	3%	
Name Change	0	0	0	0	0	0	376	20	396	0%	0%	0%	0%	95%	5%	
Other Insurance	0	0	0	13	50	3	70	5	141	0%	9%	35%	2%	50%	4%	
Other MCL	0	0	0	0	365	0	862	7	1,234	0%	0%	30%	0%	70%	1%	
Other Track 1	2	8	10	3	147	15	262	4	441	2%	1%	33%	3%	59%	1%	
Other Track 3	5	1	6	6	76	2	44	11	145	4%	4%	52%	1%	30%	8%	
Other Track 4	0	1	1	1	11	3	14	3	33	3%	3%	33%	9%	42%	9%	
Personal Injury	17	0	17	35	717	7	234	49	1,059	2%	3%	68%	1%	22%	5%	
Prod Liability	1	0	1	0	37	0	12	3	53	2%	0%	70%	0%	23%	6%	
Prof Malpractic	2	1	3	3	48	2	27	3	86	3%	3%	56%	2%	31%	3%	
PIP Coverage	0	0	0	0	12	0	16	1	29	0%	0%	41%	0%	55%	3%	
Real Property	0	0	0	1	8	0	31	5	45	0%	2%	18%	0%	69%	11%	
Tort Other	1	2	3	8	114	9	116	15	265	1%	3%	43%	3%	44%	6%	
Toxic Tort	0	1	1	0	0	0	0	0	1	100%	0%	0%	0%	0%	0%	
UM/UIIM Bod Inj	2	0	2	1	43	6	31	3	86	2%	1%	50%	7%	36%	3%	
Total	119	56	175	161	4,523	490	4,888	263	10,500	2%	2%	43%	5%	47%	3%	

NOTE: Some Multicounty Litigation (MCL) cases were transferred in November 2014: Atlantic to Bergen = 8,935; Atlantic to Middlesex = 4,070.

**CIVIL BACKLOG BY CASETYPE
JUNE 2015
BERGEN**

	Total Backlog	% chg
Jun 13	1,461	
Jun 14	1,624	11%
Jun 15	5,620	246%



1) Casetypes with the state's largest backlogs are highlighted.

2) Some Multicounty Litigation (MCL) cases were transferred in November 2014: Atlantic to Bergen = 8,935; Atlantic to Middlesex = 4,070.

CIVIL CASELOAD SUMMARY BY CASETYPE
JULY 2014 - JUNE 2015
BURLINGTON

	Filings			Resolutions			Clearance		Backlog			Backlog Percent		Backlog Per 100 Monthly Filings		Active Pending		
	Jul 2013 to Jun 2014	Jul 2014 to Jun 2015	percent change	Jul 2013 to Jun 2014	Jul 2014 to Jun 2015	percent change	Jul 2014 - Jun 2015		Jun 2014	Jun 2015	percent change	Jun 2014	Jun 2015	Jun 2014	Jun 2015	Jun 2014	Jun 2015	percent change
	number	percent																
Act on Neg Inst	12	13	8%	17	12	-29%	-1	92%	0	0	0%	0%	0%	0	0	7	7	0%
Asbestos	0	0	0%	0	0	0%	0	100%	0	0	0%	0%	0%	0	0	0	0	0%
Assault & Bat	4	12	200%	4	11	175%	-1	92%	0	0	0%	0%	0%	0	0	6	9	50%
Auto - Pers Inj	687	725	6%	707	705	0%	-20	97%	147	146	-1%	17%	17%	257	242	853	867	2%
Auto - Property	15	17	13%	17	11	-35%	-6	65%	1	3	200%	9%	17%	80	212	11	18	64%
Book Account	557	548	-2%	600	533	-11%	-15	97%	3	5	67%	1%	2%	6	11	238	241	1%
Civil Rights	8	16	100%	18	15	-17%	-1	94%	3	0	-100%	50%	0%	450	0	6	7	17%
Complex Comme	6	11	83%	12	11	-8%	0	100%	5	5	0%	33%	29%	1,000	545	15	17	13%
Condemnation	4	2	-50%	8	3	-63%	1	150%	2	1	-50%	67%	50%	600	600	3	2	-33%
Construction	22	33	50%	19	29	53%	-4	88%	5	4	-20%	18%	13%	273	145	28	30	7%
Contract/Comme	722	787	9%	895	771	-14%	-16	98%	24	26	8%	5%	5%	40	40	465	495	6%
Employment	22	15	-32%	20	16	-20%	1	107%	1	1	0%	8%	8%	55	80	12	12	0%
Lieu of P. Writ	24	13	-46%	29	16	-45%	3	123%	1	0	-100%	6%	0%	50	0	16	13	-19%
Medical Malprac	52	43	-17%	46	55	20%	12	128%	16	15	-6%	19%	19%	369	419	85	77	-9%
Name Change	128	139	9%	143	151	6%	12	109%	0	0	0%	0%	0%	0	0	26	14	-46%
Other Insurance	31	43	39%	22	29	32%	-14	67%	1	0	-100%	4%	0%	39	0	23	25	9%
Other MCL	0	0	0%	0	0	0%	0	100%	0	0	0%	0%	0%	0	0	0	0	0%
Other Track 1	245	265	8%	234	230	-2%	-35	87%	0	3		0%	3%	0	14	82	104	27%
Other Track 3	98	117	19%	106	106	0%	-11	91%	3	5	67%	3%	5%	37	51	99	110	11%
Other Track 4	21	13	-38%	24	19	-21%	6	146%	7	3	-57%	23%	8%	400	277	31	38	23%
Personal Injury	310	364	17%	352	338	-4%	-26	93%	61	61	0%	15%	14%	236	201	411	438	7%
Prod Liability	18	12	-33%	18	8	-56%	-4	67%	2	0	-100%	13%	0%	133	0	16	22	38%
Prof Malpractic	29	37	28%	25	32	28%	-5	86%	3	4	33%	8%	8%	124	130	40	53	33%
PIP Coverage	23	15	-35%	22	19	-14%	4	127%	0	2		0%	33%	0	160	11	6	-45%
Real Property	15	18	20%	8	14	75%	-4	78%	0	0	0%	0%	0%	0	0	8	6	-25%
Tort Other	58	79	36%	78	74	-5%	-5	94%	7	5	-29%	11%	7%	145	76	63	70	11%
Toxic Tort	0	1		1	1	0%	0	100%	0	1		0%	50%	0	1,200	2	2	0%
UM/UIIM Bod Inj	42	40	-5%	30	41	37%	1	103%	4	8	100%	8%	15%	114	240	50	54	8%
Total	3,153	3,378	7%	3,455	3,250	-6%	-128	96%	296	298	1%	11%	11%	113	106	2,607	2,737	5%

NOTE: Some Multicounty Litigation (MCL) cases were transferred in November 2014: Atlantic to Bergen = 8,935; Atlantic to Middlesex = 4,070.

CIVIL BACKLOG SUMMARY BY CASETYPE

JUNE 2015

BURLINGTON

	Cases in Backlog															
	Track 1					Track 2				Track 3			Track 4			Total Backlog
	12 to 18 months	18 to 24 months	24 to 36 months	over 36 months	Total Track 1	18 to 24 months	24 to 36 months	over 36 months	Total Track 2	24 to 36 months	over 36 months	Total Track 3	24 to 36 months	over 36 months	Total Track 4	
Act on Neg Inst	0	0	0	0	0	0	0	0	0	0	0	0	0	0	0	0
Asbestos	0	0	0	0	0	0	0	0	0	0	0	0	0	0	0	0
Assault & Bat	0	0	0	0	0	0	0	0	0	0	0	0	0	0	0	0
Auto - Pers Inj	0	0	0	0	0	101	43	2	146	0	0	0	0	0	0	146
Auto - Property	0	0	0	0	0	2	1	0	3	0	0	0	0	0	0	3
Book Account	5	0	0	0	5	0	0	0	0	0	0	0	0	0	0	5
Civil Rights	0	0	0	0	0	0	0	0	0	0	0	0	0	0	0	0
Complex Comme	0	0	0	0	0	0	0	0	0	0	0	0	3	2	5	5
Condemnation	0	0	0	0	0	0	0	0	0	0	1	1	0	0	0	1
Construction	0	0	0	0	0	2	2	0	4	0	0	0	0	0	0	4
Contract/Comme	0	0	0	0	0	13	12	1	26	0	0	0	0	0	0	26
Employment	0	0	0	0	0	1	0	0	1	0	0	0	0	0	0	1
Lieu of P. Writ	0	0	0	0	0	0	0	0	0	0	0	0	0	0	0	0
Medical Malprac	0	0	0	0	0	0	0	0	0	13	2	15	0	0	0	15
Name Change	0	0	0	0	0	0	0	0	0	0	0	0	0	0	0	0
Other Insurance	0	0	0	0	0	0	0	0	0	0	0	0	0	0	0	0
Other MCL	0	0	0	0	0	0	0	0	0	0	0	0	0	0	0	0
Other Track 1	3	0	0	0	3	0	0	0	0	0	0	0	0	0	0	3
Other Track 3	0	0	0	0	0	0	0	0	0	5	0	5	0	0	0	5
Other Track 4	0	0	0	0	0	0	0	0	0	0	0	0	1	2	3	3
Personal Injury	0	0	0	0	0	45	16	0	61	0	0	0	0	0	0	61
Prod Liability	0	0	0	0	0	0	0	0	0	0	0	0	0	0	0	0
Prof Malpractic	0	0	0	0	0	0	0	0	0	4	0	4	0	0	0	4
PIP Coverage	2	0	0	0	2	0	0	0	0	0	0	0	0	0	0	2
Real Property	0	0	0	0	0	0	0	0	0	0	0	0	0	0	0	0
Tort Other	0	0	0	0	0	5	0	0	5	0	0	0	0	0	0	5
Toxic Tort	0	0	0	0	0	0	0	0	0	1	0	1	0	0	0	1
UM/UIM Bod Inj	0	0	0	0	0	7	1	0	8	0	0	0	0	0	0	8
Total	10	0	0	0	10	176	75	3	254	23	3	26	4	4	8	298

NOTE: Some Multicounty Litigation (MCL) cases were transferred in November 2014: Atlantic to Bergen = 8,935; Atlantic to Middlesex = 4,070.

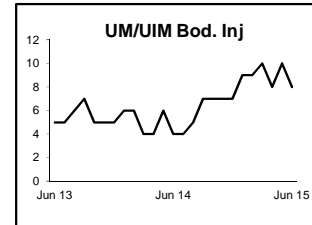
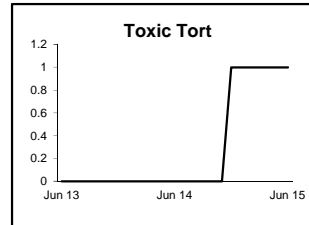
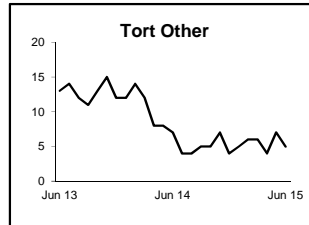
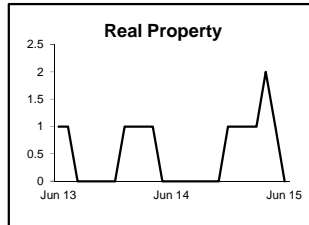
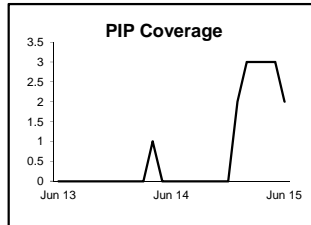
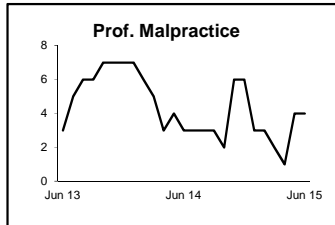
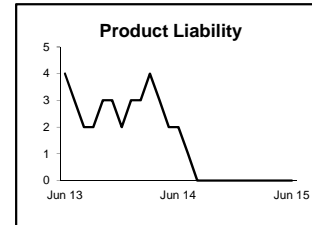
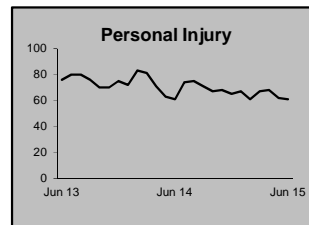
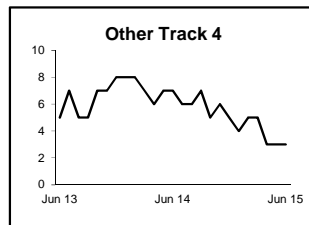
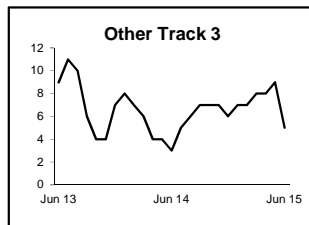
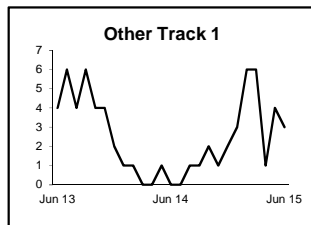
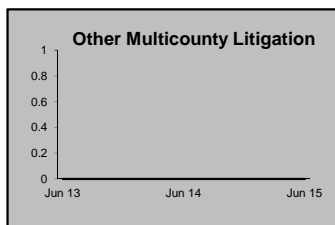
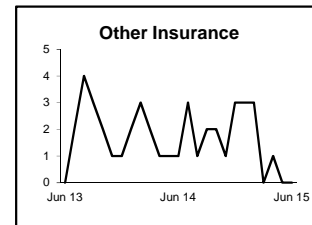
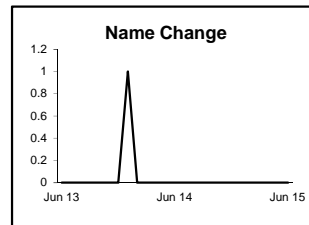
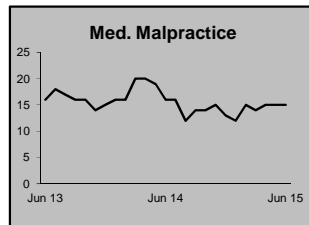
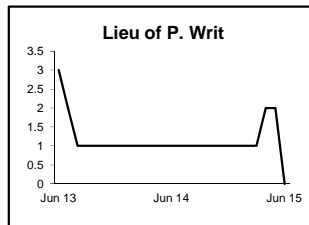
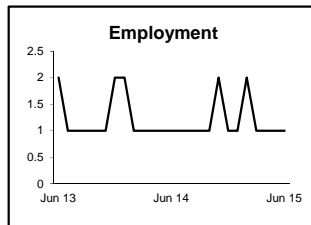
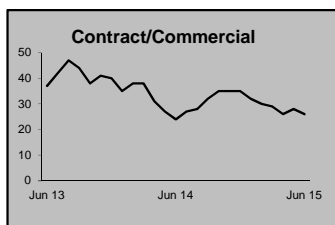
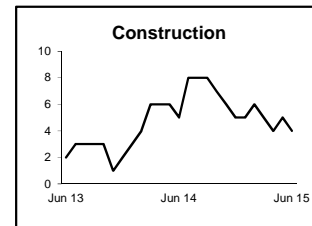
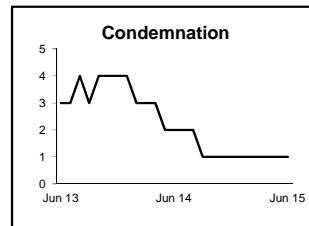
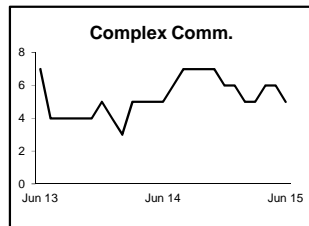
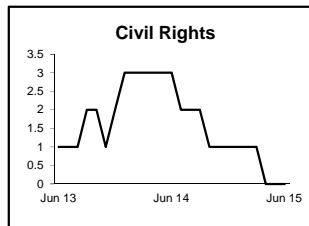
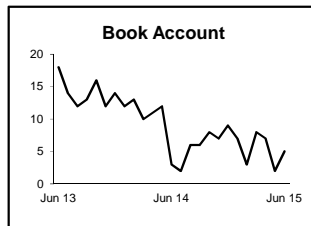
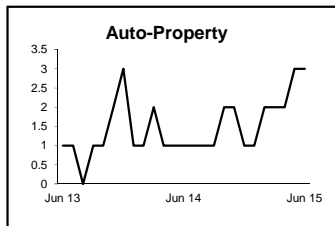
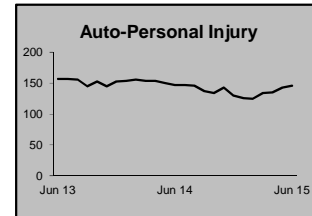
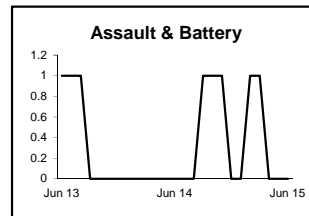
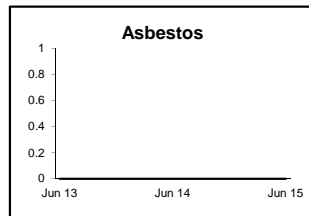
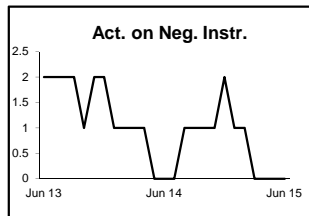
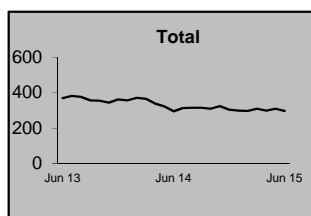
CIVIL RESOLUTION SUMMARY BY CASETYPE
JULY 2014 - JUNE 2015
BURLINGTON

	Trial			Summary					Total	Percent resolved by						Monthly Resolutions
	Jury	Nonjury	Total	Judgment	Settlement	Default Judgment	Dismiss	Other		Trial	Sum Jud	Settle	Default J	Dismiss	Other	
Act on Neg Inst	0	0	0	1	3	7	1	0	12	0%	8%	25%	58%	8%	0%	
Asbestos	0	0	0	0	0	0	0	0	0	0%	0%	0%	0%	0%	0%	
Assault & Bat	0	0	0	0	6	0	5	0	11	0%	0%	55%	0%	45%	0%	
Auto - Pers Inj	23	0	23	6	490	1	153	32	705	3%	1%	70%	0%	22%	5%	
Auto - Property	0	0	0	0	6	1	3	1	11	0%	0%	55%	9%	27%	9%	
Book Account	0	1	1	8	165	145	208	6	533	0%	2%	31%	27%	39%	1%	
Civil Rights	0	0	0	0	4	0	4	7	15	0%	0%	27%	0%	27%	47%	
Complex Commer	0	0	0	1	6	0	3	1	11	0%	9%	55%	0%	27%	9%	
Condemnation	1	0	1	0	1	0	0	1	3	33%	0%	33%	0%	0%	33%	
Construction	0	0	0	0	20	4	4	1	29	0%	0%	69%	14%	14%	3%	
Contract/Commer	0	2	2	17	225	259	246	22	771	0%	2%	29%	34%	32%	3%	
Employment	0	0	0	1	8	0	6	1	16	0%	6%	50%	0%	38%	6%	
Lieu of P. Writ	0	1	1	2	5	0	4	4	16	6%	13%	31%	0%	25%	25%	
Medical Malprac	2	0	2	1	39	0	13	0	55	4%	2%	71%	0%	24%	0%	
Name Change	0	0	0	0	0	0	3	148	151	0%	0%	0%	0%	2%	98%	
Other Insurance	0	0	0	4	15	1	3	6	29	0%	14%	52%	3%	10%	21%	
Other MCL	0	0	0	0	0	0	0	0	0	0%	0%	0%	0%	0%	0%	
Other Track 1	0	4	4	4	77	10	45	90	230	2%	2%	33%	4%	20%	39%	
Other Track 3	0	0	0	2	75	0	11	18	106	0%	2%	71%	0%	10%	17%	
Other Track 4	0	0	0	2	10	1	5	1	19	0%	11%	53%	5%	26%	5%	
Personal Injury	8	1	9	9	225	2	69	24	338	3%	3%	67%	1%	20%	7%	
Prod Liability	1	0	1	0	5	0	1	1	8	13%	0%	63%	0%	13%	13%	
Prof Malpractic	0	0	0	2	24	1	4	1	32	0%	6%	75%	3%	13%	3%	
PIP Coverage	0	0	0	2	4	0	9	4	19	0%	11%	21%	0%	47%	21%	
Real Property	0	0	0	0	4	0	7	3	14	0%	0%	29%	0%	50%	21%	
Tort Other	0	1	1	0	38	8	19	8	74	1%	0%	51%	11%	26%	11%	
Toxic Tort	0	0	0	0	0	0	1	0	1	0%	0%	0%	0%	100%	0%	
UM/UIM Bod Inj	4	0	4	0	29	0	8	0	41	10%	0%	71%	0%	20%	0%	
Total	39	10	49	62	1,484	440	835	380	3,250	2%	2%	46%	14%	26%	12%	

NOTE: Some Multicounty Litigation (MCL) cases were transferred in November 2014: Atlantic to Bergen = 8,935; Atlantic to Middlesex = 4,070.

**CIVIL BACKLOG BY CASETYPE
JUNE 2015
BURLINGTON**

	Total	% chg
Jun 13	370	
Jun 14	296	-20%
Jun 15	298	1%



1) Casetypes with the state's largest backlogs are highlighted.

2) Some Multicounty Litigation (MCL) cases were transferred in November 2014: Atlantic to Bergen = 8,935; Atlantic to Middlesex = 4,070.

CIVIL CASELOAD SUMMARY BY CASETYPE
JULY 2014 - JUNE 2015
CAMDEN

	Filings			Resolutions			Clearance		Backlog			Backlog Percent		Backlog Per 100 Monthly Filings		Active Pending		
	Jul 2013 to Jun 2014	Jul 2014 to Jun 2015	percent change	Jul 2013 to Jun 2014	Jul 2014 to Jun 2015	percent change	Jul 2014 - Jun 2015		Jun 2014	Jun 2015	percent change	Jun 2014	Jun 2015	Jun 2014	Jun 2015	Jun 2014	Jun 2015	percent change
	number	percent																
Act on Neg Inst	16	20	25%	19	20	5%	0	100%	1	0	-100%	8%	0%	75	0	12	11	-8%
Asbestos	0	1		0	0	0%	-1	0%	0	0	0%	0%	0%	0	0	0	1	
Assault & Bat	11	9	-18%	10	14	40%	5	156%	1	1	0%	8%	13%	109	133	13	8	-38%
Auto - Pers Inj	1,809	1,725	-5%	1,872	1,860	-1%	135	108%	278	254	-9%	13%	13%	184	177	2,108	1,983	-6%
Auto - Property	42	45	7%	36	27	-25%	-18	60%	0	0	0%	0%	0%	0	0	28	46	64%
Book Account	646	563	-13%	676	580	-14%	17	103%	12	3	-75%	4%	1%	22	6	322	296	-8%
Civil Rights	21	39	86%	39	33	-15%	-6	85%	7	3	-57%	27%	9%	400	92	26	32	23%
Complex Comme	9	9	0%	9	10	11%	1	111%	8	10	25%	44%	53%	1,067	1,333	18	19	6%
Condemnation	28	27	-4%	18	37	106%	10	137%	0	1		0%	14%	0	44	17	7	-59%
Construction	32	31	-3%	26	34	31%	3	110%	5	1	-80%	13%	3%	188	39	39	33	-15%
Contract/Comme	603	587	-3%	616	599	-3%	12	102%	24	21	-13%	6%	5%	48	43	414	418	1%
Employment	27	24	-11%	28	29	4%	5	121%	1	1	0%	4%	6%	44	50	23	17	-26%
Lieu of P. Writ	12	13	8%	28	16	-43%	3	123%	4	1	-75%	33%	13%	400	92	12	8	-33%
Medical Malprac	99	83	-16%	115	99	-14%	16	119%	48	51	6%	25%	28%	582	737	193	179	-7%
Name Change	165	172	4%	189	176	-7%	4	102%	0	0	0%	0%	0%	0	0	20	16	-20%
Other Insurance	81	72	-11%	93	63	-32%	-9	88%	8	4	-50%	17%	7%	119	67	46	54	17%
Other MCL	0	0	0%	0	0	0%	0	100%	0	0	0%	0%	0%	0	0	0	0	0%
Other Track 1	550	453	-18%	495	520	5%	67	115%	18	9	-50%	6%	4%	39	24	306	225	-26%
Other Track 3	174	145	-17%	166	160	-4%	15	110%	10	10	0%	6%	6%	69	83	181	170	-6%
Other Track 4	14	15	7%	31	24	-23%	9	160%	10	4	-60%	36%	18%	857	320	28	22	-21%
Personal Injury	779	781	0%	873	784	-10%	3	100%	128	127	-1%	14%	14%	197	195	944	938	-1%
Prod Liability	22	15	-32%	24	22	-8%	7	147%	6	6	0%	20%	23%	327	480	30	26	-13%
Prof Malpractic	38	61	61%	39	53	36%	-8	87%	8	14	75%	13%	19%	253	275	60	73	22%
PIP Coverage	23	19	-17%	24	23	-4%	4	121%	1	1	0%	7%	10%	52	63	14	10	-29%
Real Property	34	23	-32%	31	34	10%	11	148%	1	1	0%	5%	13%	35	52	19	8	-58%
Tort Other	121	93	-23%	118	113	-4%	20	122%	6	7	17%	6%	8%	60	90	108	87	-19%
Toxic Tort	1	2	100%	3	2	-33%	0	100%	0	0	0%	0%	0%	0	0	1	1	0%
UM/UIIM Bod Inj	130	126	-3%	116	122	5%	-4	97%	15	24	60%	11%	16%	138	229	141	153	9%
Total	5,487	5,153	-6%	5,694	5,454	-4%	301	106%	600	554	-8%	12%	11%	131	129	5,123	4,841	-6%

NOTE: Some Multicounty Litigation (MCL) cases were transferred in November 2014: Atlantic to Bergen = 8,935; Atlantic to Middlesex = 4,070.

CIVIL BACKLOG SUMMARY BY CASETYPE

JUNE 2015

CAMDEN

	Cases in Backlog															
	Track 1					Track 2				Track 3			Track 4			Total Backlog
	12 to 18 months	18 to 24 months	24 to 36 months	over 36 months	Total Track 1	18 to 24 months	24 to 36 months	over 36 months	Total Track 2	24 to 36 months	over 36 months	Total Track 3	24 to 36 months	over 36 months	Total Track 4	
Act on Neg Inst	0	0	0	0	0	0	0	0	0	0	0	0	0	0	0	0
Asbestos	0	0	0	0	0	0	0	0	0	0	0	0	0	0	0	0
Assault & Bat	0	0	0	0	0	0	0	0	0	1	0	1	0	0	0	1
Auto - Pers Inj	0	0	0	0	0	196	56	2	254	0	0	0	0	0	0	254
Auto - Property	0	0	0	0	0	0	0	0	0	0	0	0	0	0	0	0
Book Account	2	1	0	0	3	0	0	0	0	0	0	0	0	0	0	3
Civil Rights	0	0	0	0	0	0	0	0	0	2	1	3	0	0	0	3
Complex Comme	0	0	0	0	0	0	0	0	0	0	0	0	3	7	10	10
Condemnation	0	0	0	0	0	0	0	0	0	0	1	1	0	0	0	1
Construction	0	0	0	0	0	0	1	0	1	0	0	0	0	0	0	1
Contract/Comme	0	0	0	0	0	10	9	1	20	1	0	1	0	0	0	21
Employment	0	0	0	0	0	1	0	0	1	0	0	0	0	0	0	1
Lieu of P. Writ	0	0	0	0	0	0	0	0	0	0	0	0	0	1	1	1
Medical Malprac	0	0	0	0	0	0	0	0	0	36	15	51	0	0	0	51
Name Change	0	0	0	0	0	0	0	0	0	0	0	0	0	0	0	0
Other Insurance	1	3	0	0	4	0	0	0	0	0	0	0	0	0	0	4
Other MCL	0	0	0	0	0	0	0	0	0	0	0	0	0	0	0	0
Other Track 1	4	1	2	0	7	0	1	0	1	1	0	1	0	0	0	9
Other Track 3	0	0	0	0	0	0	0	0	0	10	0	10	0	0	0	10
Other Track 4	0	0	0	0	0	0	0	0	0	0	0	0	1	3	4	4
Personal Injury	0	0	0	0	0	94	29	3	126	1	0	1	0	0	0	127
Prod Liability	0	0	0	0	0	0	0	0	0	5	1	6	0	0	0	6
Prof Malpractic	0	0	0	0	0	0	0	0	0	10	4	14	0	0	0	14
PIP Coverage	0	0	0	0	0	0	1	0	1	0	0	0	0	0	0	1
Real Property	1	0	0	0	1	0	0	0	0	0	0	0	0	0	0	1
Tort Other	0	0	0	0	0	7	0	0	7	0	0	0	0	0	0	7
Toxic Tort	0	0	0	0	0	0	0	0	0	0	0	0	0	0	0	0
UM/UIM Bod Inj	0	0	0	0	0	21	3	0	24	0	0	0	0	0	0	24
Total	8	5	2	0	15	329	100	6	435	67	22	89	4	11	15	554

NOTE: Some Multicounty Litigation (MCL) cases were transferred in November 2014: Atlantic to Bergen = 8,935; Atlantic to Middlesex = 4,070.

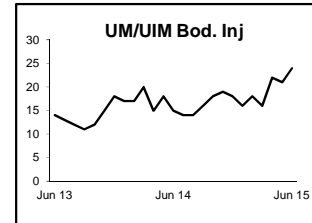
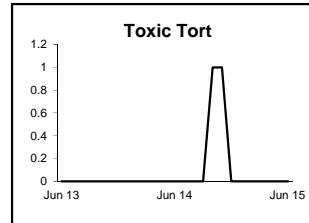
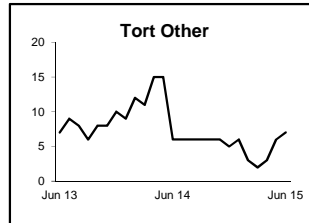
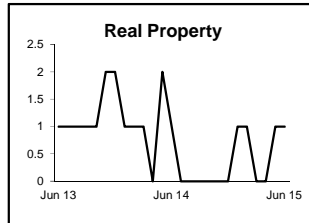
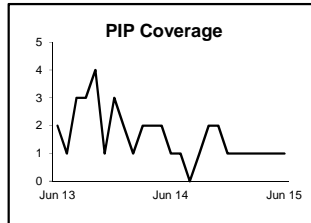
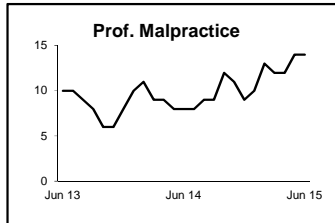
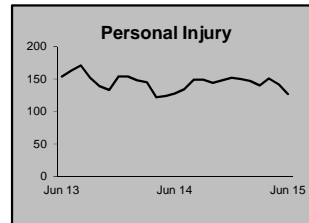
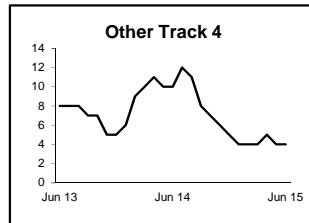
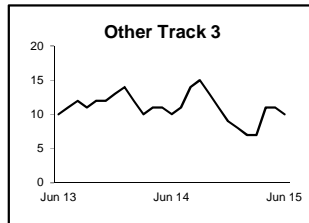
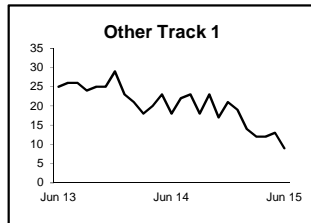
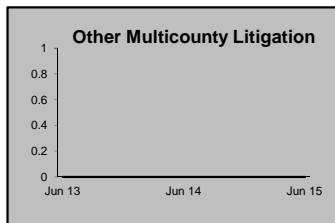
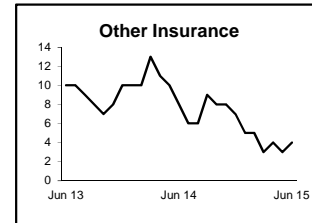

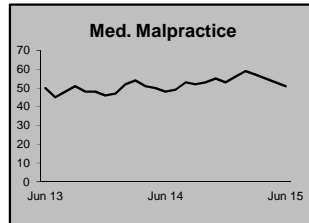
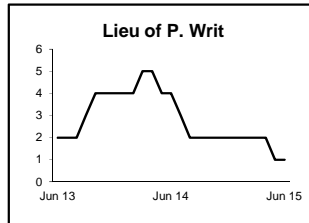
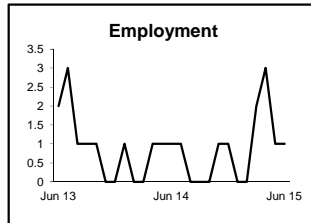
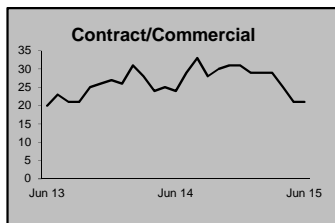
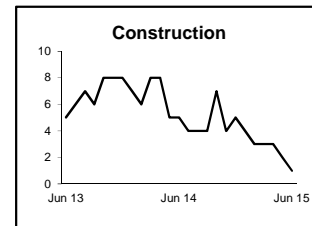
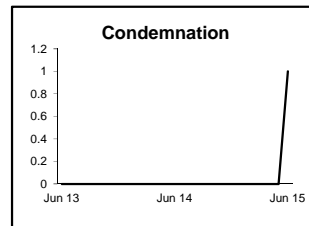
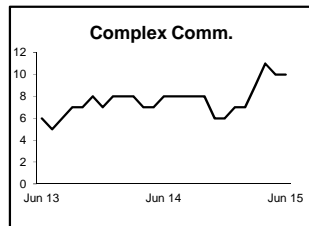
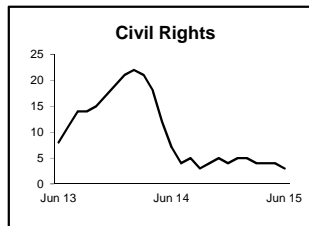
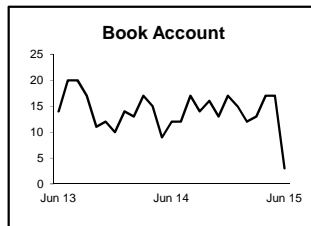
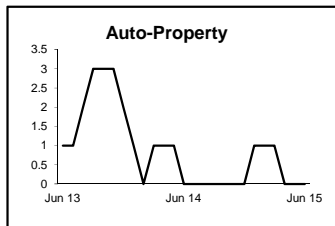
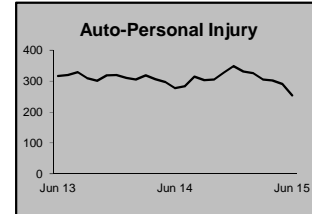
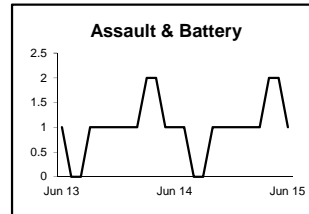
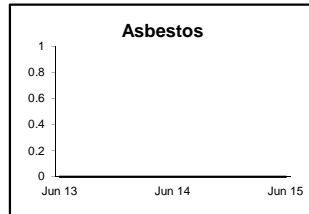
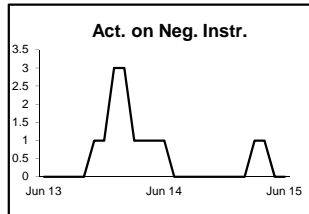
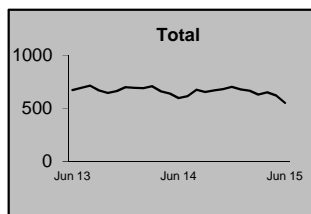
CIVIL RESOLUTION SUMMARY BY CASETYPE
JULY 2014 - JUNE 2015
CAMDEN

	Trial			Summary					Total	Percent resolved by						Monthly Resolutions
	Jury	Nonjury	Total	Judgment	Settlement	Default Judgment	Dismiss	Other		Trial	Sum Jud	Settle	Default J	Dismiss	Other	
Act on Neg Inst	0	0	0	1	3	6	10	0	20	0%	5%	15%	30%	50%	0%	<p>The 'Monthly Resolutions' section contains three line charts. The first chart, 'Trials', shows monthly counts from 14/06 to 15/06, with values ranging from 2 to 14. The second chart, 'Settlements', shows monthly counts from 14/06 to 15/06, with values ranging from 85 to 165. The third chart, 'Def Judg' and 'Dismiss', shows monthly counts from 14/06 to 15/06, with values ranging from 2 to 25. Each chart has a legend: Trials (squares), Sum Judg (diamonds), Settlements (squares), Def Judg (squares), and Dismiss (diamonds).</p>
Asbestos	0	0	0	0	0	0	0	0	0	0%	0%	0%	0%	0%	0%	
Assault & Bat	1	0	1	0	3	0	7	3	14	7%	0%	21%	0%	50%	21%	
Auto - Pers Inj	51	0	51	12	651	13	1,070	63	1,860	3%	1%	35%	1%	58%	3%	
Auto - Property	0	0	0	1	3	3	19	1	27	0%	4%	11%	11%	70%	4%	
Book Account	1	1	2	17	92	205	256	8	580	0%	3%	16%	35%	44%	1%	
Civil Rights	1	0	1	4	5	0	17	6	33	3%	12%	15%	0%	52%	18%	
Complex Commer	0	0	0	0	2	0	7	1	10	0%	0%	20%	0%	70%	10%	
Condemnation	0	0	0	2	3	0	4	28	37	0%	5%	8%	0%	11%	76%	
Construction	1	0	1	0	14	5	14	0	34	3%	0%	41%	15%	41%	0%	
Contract/Commer	1	3	4	30	103	157	264	41	599	1%	5%	17%	26%	44%	7%	
Employment	0	0	0	1	9	1	16	2	29	0%	3%	31%	3%	55%	7%	
Lieu of P. Writ	0	2	2	0	4	0	8	2	16	13%	0%	25%	0%	50%	13%	
Medical Malprac	6	0	6	0	47	0	38	8	99	6%	0%	47%	0%	38%	8%	
Name Change	0	0	0	0	0	0	11	165	176	0%	0%	0%	0%	6%	94%	
Other Insurance	1	0	1	2	14	1	42	3	63	2%	3%	22%	2%	67%	5%	
Other MCL	0	0	0	0	0	0	0	0	0	0%	0%	0%	0%	0%	0%	
Other Track 1	0	0	0	4	112	32	238	134	520	0%	1%	22%	6%	46%	26%	
Other Track 3	4	0	4	1	52	1	79	23	160	3%	1%	33%	1%	49%	14%	
Other Track 4	1	0	1	1	7	1	11	3	24	4%	4%	29%	4%	46%	13%	
Personal Injury	10	1	11	12	301	19	386	55	784	1%	2%	38%	2%	49%	7%	
Prod Liability	0	0	0	2	7	0	7	6	22	0%	9%	32%	0%	32%	27%	
Prof Malpractic	1	0	1	2	10	2	34	4	53	2%	4%	19%	4%	64%	8%	
PIP Coverage	0	0	0	3	4	0	15	1	23	0%	13%	17%	0%	65%	4%	
Real Property	0	0	0	3	6	2	21	2	34	0%	9%	18%	6%	62%	6%	
Tort Other	0	0	0	1	34	7	62	9	113	0%	1%	30%	6%	55%	8%	
Toxic Tort	0	0	0	0	0	0	1	1	2	0%	0%	0%	0%	50%	50%	
UM/UIM Bod Inj	5	0	5	0	40	1	70	6	122	4%	0%	33%	1%	57%	5%	
Total	84	7	91	99	1,526	456	2,707	575	5,454	2%	2%	28%	8%	50%	11%	

NOTE: Some Multicounty Litigation (MCL) cases were transferred in November 2014: Atlantic to Bergen = 8,935; Atlantic to Middlesex = 4,070.

CIVIL BACKLOG BY CASETYPE JUNE 2015 CAMDEN

	Total Backlog	% chg
Jun 13	674	
Jun 14	600	-11%
Jun 15	554	-8%



1) Casetypes with the state's largest backlogs are highlighted.

2) Some Multicounty Litigation (MCL) cases were transferred in November 2014: Atlantic to Bergen = 8,935; Atlantic to Middlesex = 4,070.

CIVIL CASELOAD SUMMARY BY CASETYPE
JULY 2014 - JUNE 2015
CAPE MAY

	Filings			Resolutions			Clearance		Backlog			Backlog Percent		Backlog Per 100 Monthly Filings		Active Pending		
	Jul 2013 to Jun 2014	Jul 2014 to Jun 2015	percent change	Jul 2013 to Jun 2014	Jul 2014 to Jun 2015	percent change	Jul 2014 - Jun 2015		Jun 2014	Jun 2015	percent change	Jun 2014	Jun 2015	Jun 2014	Jun 2015	Jun 2014	Jun 2015	percent change
	number	percent																
Act on Neg Inst	2	5	150%	3	3	0%	-2	60%	0	0	0%	0%	0%	0	0	0	2	
Asbestos	0	0	0%	0	0	0%	0	100%	0	0	0%	0%	0%	0	0	0	0	0%
Assault & Bat	0	3		0	0	0%	-3	0%	0	0	0%	0%	0%	0	0	0	4	
Auto - Pers Inj	95	91	-4%	88	92	5%	1	101%	20	14	-30%	18%	13%	253	185	109	108	-1%
Auto - Property	4	7	75%	3	3	0%	-4	43%	0	0	0%	0%	0%	0	0	2	6	200%
Book Account	113	77	-32%	120	108	-10%	31	140%	5	7	40%	8%	23%	53	109	61	30	-51%
Civil Rights	6	14	133%	9	9	0%	-5	64%	3	3	0%	50%	27%	600	257	6	11	83%
Complex Comme	0	0	0%	0	0	0%	0	100%	1	1	0%	100%	50%			1	2	100%
Condemnation	4	0	-100%	2	5	150%	5	100%	4	4	0%	44%	100%	1,200		9	4	-56%
Construction	12	16	33%	15	7	-53%	-9	44%	3	4	33%	25%	20%	300	300	12	20	67%
Contract/Comme	111	101	-9%	106	101	-5%	0	100%	5	9	80%	7%	12%	54	107	75	77	3%
Employment	5	3	-40%	3	7	133%	4	233%	1	0	-100%	17%	0%	240	0	6	2	-67%
Lieu of P. Writ	13	21	62%	11	21	91%	0	100%	3	2	-33%	19%	13%	277	114	16	16	0%
Medical Malprac	4	7	75%	2	8	300%	1	114%	3	5	67%	25%	45%	900	857	12	11	-8%
Name Change	33	32	-3%	33	33	0%	1	103%	0	0	0%	0%	0%	0	0	7	6	-14%
Other Insurance	37	20	-46%	19	27	42%	7	135%	0	4		0%	36%	0	240	20	11	-45%
Other MCL	0	0	0%	0	0	0%	0	100%	0	0	0%	0%	0%	0	0	0	0	0%
Other Track 1	53	94	77%	58	65	12%	-29	69%	3	2	-33%	21%	5%	68	26	14	43	207%
Other Track 3	25	27	8%	32	21	-34%	-6	78%	0	6		0%	21%	0	267	23	29	26%
Other Track 4	1	2	100%	5	2	-60%	0	100%	4	5	25%	67%	71%	4,800	3,000	6	7	17%
Personal Injury	96	102	6%	108	99	-8%	-3	97%	22	20	-9%	19%	17%	275	235	116	118	2%
Prod Liability	0	3		3	3	0%	0	100%	0	0	0%	0%	0%	0	0	3	3	0%
Prof Malpractic	4	4	0%	10	6	-40%	2	150%	0	0	0%	0%	0%	0	0	7	6	-14%
PIP Coverage	0	1		1	1	0%	0	100%	0	0	0%	0%	0%	0	0	0	0	0%
Real Property	6	10	67%	10	6	-40%	-4	60%	1	1	0%	33%	14%	200	120	3	7	133%
Tort Other	23	24	4%	36	22	-39%	-2	92%	2	2	0%	12%	12%	104	100	17	17	0%
Toxic Tort	0	0	0%	0	0	0%	0	100%	0	0	0%	0%	0%	0	0	0	0	0%
UM/UIIM Bod Inj	3	6	100%	5	8	60%	2	133%	1	0	-100%	17%	0%	400	0	6	4	-33%
Total	650	670	3%	682	657	-4%	-13	98%	81	89	10%	15%	16%	150	159	531	544	2%

NOTE: Some Multicounty Litigation (MCL) cases were transferred in November 2014: Atlantic to Bergen = 8,935; Atlantic to Middlesex = 4,070.

CIVIL BACKLOG SUMMARY BY CASETYPE

JUNE 2015

CAPE MAY

	Cases in Backlog															
	Track 1					Track 2				Track 3			Track 4			Total Backlog
	12 to 18 months	18 to 24 months	24 to 36 months	over 36 months	Total Track 1	18 to 24 months	24 to 36 months	over 36 months	Total Track 2	24 to 36 months	over 36 months	Total Track 3	24 to 36 months	over 36 months	Total Track 4	
Act on Neg Inst	0	0	0	0	0	0	0	0	0	0	0	0	0	0	0	0
Asbestos	0	0	0	0	0	0	0	0	0	0	0	0	0	0	0	0
Assault & Bat	0	0	0	0	0	0	0	0	0	0	0	0	0	0	0	0
Auto - Pers Inj	0	0	0	0	0	9	5	0	14	0	0	0	0	0	0	14
Auto - Property	0	0	0	0	0	0	0	0	0	0	0	0	0	0	0	0
Book Account	3	4	0	0	7	0	0	0	0	0	0	0	0	0	0	7
Civil Rights	0	0	0	0	0	0	0	0	0	1	2	3	0	0	0	3
Complex Comme	0	0	0	0	0	0	0	0	0	0	0	0	0	1	1	1
Condemnation	0	0	0	0	0	0	0	0	0	0	4	4	0	0	0	4
Construction	0	0	0	0	0	0	4	0	4	0	0	0	0	0	0	4
Contract/Comme	0	0	0	0	0	4	4	1	9	0	0	0	0	0	0	9
Employment	0	0	0	0	0	0	0	0	0	0	0	0	0	0	0	0
Lieu of P. Writ	0	0	0	0	0	0	0	0	0	0	0	0	0	2	2	2
Medical Malprac	0	0	0	0	0	0	0	0	0	3	2	5	0	0	0	5
Name Change	0	0	0	0	0	0	0	0	0	0	0	0	0	0	0	0
Other Insurance	3	1	0	0	4	0	0	0	0	0	0	0	0	0	0	4
Other MCL	0	0	0	0	0	0	0	0	0	0	0	0	0	0	0	0
Other Track 1	2	0	0	0	2	0	0	0	0	0	0	0	0	0	0	2
Other Track 3	0	0	0	0	0	0	0	0	0	4	2	6	0	0	0	6
Other Track 4	0	0	0	0	0	0	0	0	0	0	0	0	2	3	5	5
Personal Injury	0	0	0	0	0	10	8	2	20	0	0	0	0	0	0	20
Prod Liability	0	0	0	0	0	0	0	0	0	0	0	0	0	0	0	0
Prof Malpractic	0	0	0	0	0	0	0	0	0	0	0	0	0	0	0	0
PIP Coverage	0	0	0	0	0	0	0	0	0	0	0	0	0	0	0	0
Real Property	1	0	0	0	1	0	0	0	0	0	0	0	0	0	0	1
Tort Other	0	0	0	0	0	0	2	0	2	0	0	0	0	0	0	2
Toxic Tort	0	0	0	0	0	0	0	0	0	0	0	0	0	0	0	0
UM/UIIM Bod Inj	0	0	0	0	0	0	0	0	0	0	0	0	0	0	0	0
Total	9	5	0	0	14	23	23	3	49	8	10	18	2	6	8	89

NOTE: Some Multicounty Litigation (MCL) cases were transferred in November 2014: Atlantic to Bergen = 8,935; Atlantic to Middlesex = 4,070.

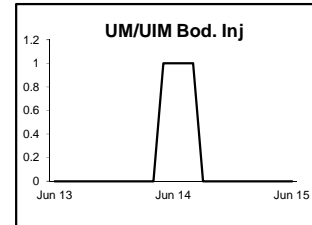
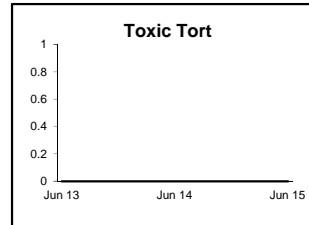
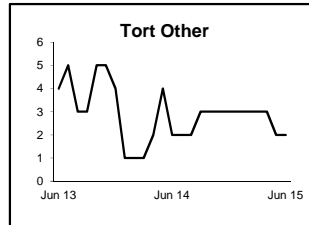
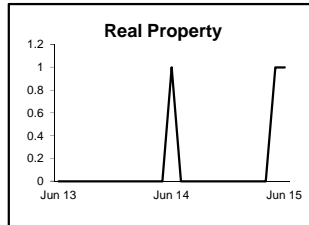
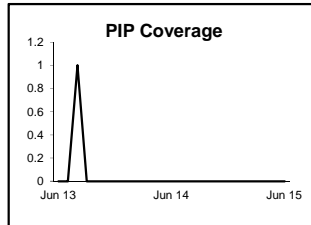
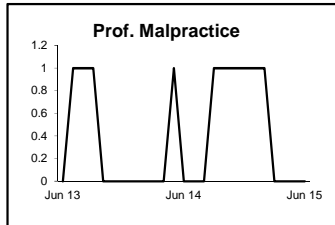
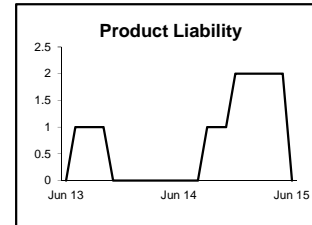
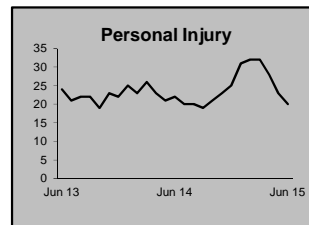
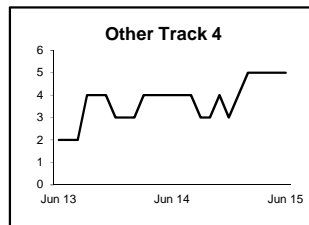
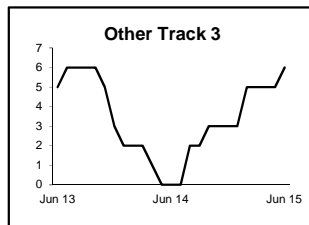
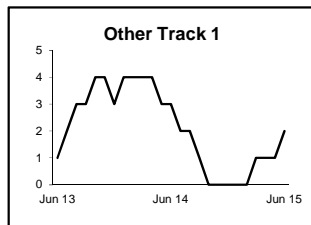
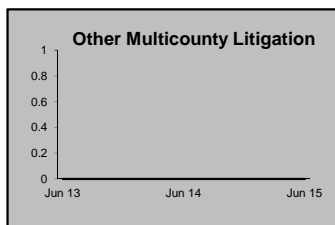
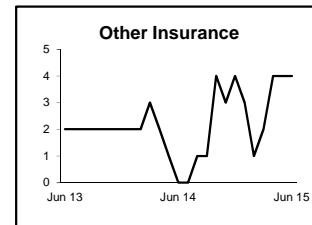
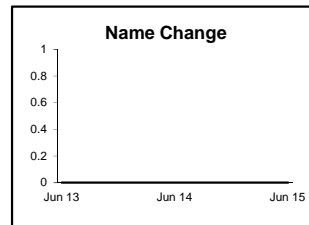
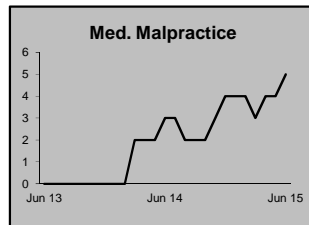
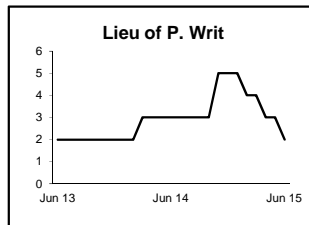
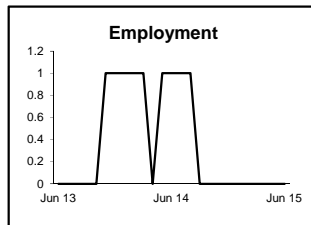
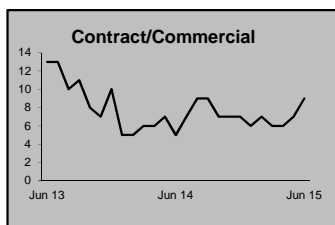
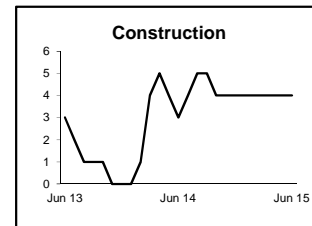
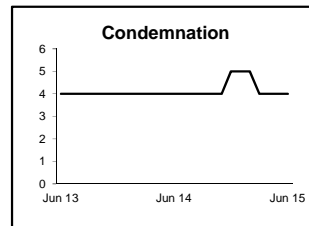

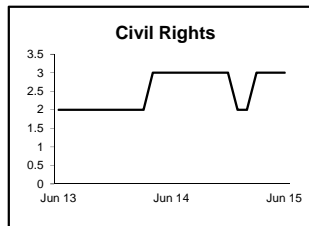
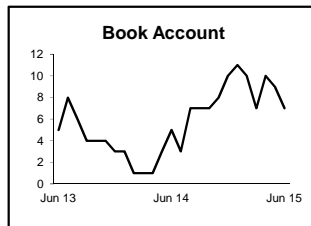
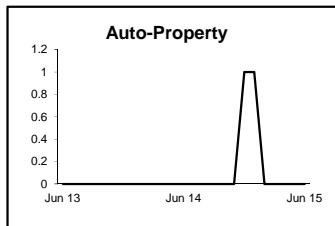
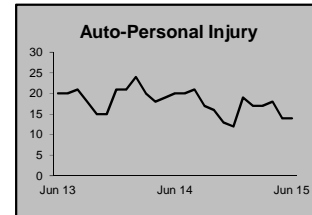
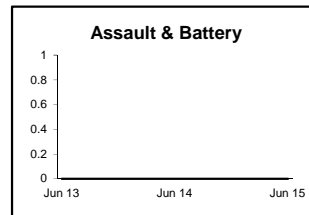
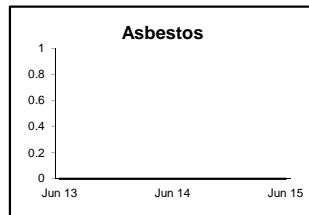
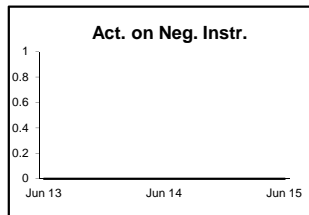
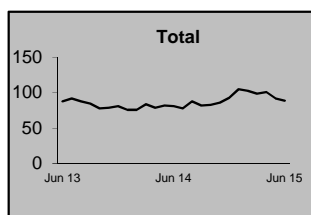
CIVIL RESOLUTION SUMMARY BY CASETYPE
JULY 2014 - JUNE 2015
CAPE MAY

	Trial			Summary					Total	Percent resolved by						Monthly Resolutions
	Jury	Nonjury	Total	Judgment	Settlement	Default Judgment	Dismiss	Other		Trial	Sum Jud	Settle	Default J	Dismiss	Other	
Act on Neg Inst	0	0	0	0	0	0	3	0	3	0%	0%	0%	0%	100%	0%	
Asbestos	0	0	0	0	0	0	0	0	0	0%	0%	0%	0%	0%	0%	
Assault & Bat	0	0	0	0	0	0	0	0	0	0%	0%	0%	0%	0%	0%	
Auto - Pers Inj	1	0	1	0	31	0	59	1	92	1%	0%	34%	0%	64%	1%	
Auto - Property	0	0	0	0	1	1	1	0	3	0%	0%	33%	33%	33%	0%	
Book Account	0	0	0	5	23	31	47	2	108	0%	5%	21%	29%	44%	2%	
Civil Rights	0	0	0	0	1	1	6	1	9	0%	0%	11%	11%	67%	11%	
Complex Commer	0	0	0	0	0	0	0	0	0	0%	0%	0%	0%	0%	0%	
Condemnation	0	0	0	0	0	0	0	5	5	0%	0%	0%	0%	0%	100%	
Construction	0	0	0	0	3	2	2	0	7	0%	0%	43%	29%	29%	0%	
Contract/Commer	0	0	0	3	30	16	45	7	101	0%	3%	30%	16%	45%	7%	
Employment	0	0	0	0	3	1	3	0	7	0%	0%	43%	14%	43%	0%	
Lieu of P. Writ	0	1	1	0	2	0	5	13	21	5%	0%	10%	0%	24%	62%	
Medical Malprac	0	0	0	0	3	0	4	1	8	0%	0%	38%	0%	50%	13%	
Name Change	0	0	0	0	0	0	1	32	33	0%	0%	0%	0%	3%	97%	
Other Insurance	0	0	0	1	5	1	18	2	27	0%	4%	19%	4%	67%	7%	
Other MCL	0	0	0	0	0	0	0	0	0	0%	0%	0%	0%	0%	0%	
Other Track 1	1	0	1	1	11	0	25	27	65	2%	2%	17%	0%	38%	42%	
Other Track 3	0	0	0	0	11	0	6	4	21	0%	0%	52%	0%	29%	19%	
Other Track 4	0	0	0	0	1	0	1	0	2	0%	0%	50%	0%	50%	0%	
Personal Injury	2	0	2	3	45	2	41	6	99	2%	3%	45%	2%	41%	6%	
Prod Liability	1	0	1	0	2	0	0	0	3	33%	0%	67%	0%	0%	0%	
Prof Malpractic	0	0	0	0	3	0	2	1	6	0%	0%	50%	0%	33%	17%	
PIP Coverage	0	0	0	0	1	0	0	0	1	0%	0%	100%	0%	0%	0%	
Real Property	0	0	0	0	1	0	4	1	6	0%	0%	17%	0%	67%	17%	
Tort Other	0	0	0	1	7	2	10	2	22	0%	5%	32%	9%	45%	9%	
Toxic Tort	0	0	0	0	0	0	0	0	0	0%	0%	0%	0%	0%	0%	
UM/UIIM Bod Inj	0	0	0	0	4	0	4	0	8	0%	0%	50%	0%	50%	0%	
Total	5	1	6	14	188	57	287	105	657	1%	2%	29%	9%	44%	16%	

NOTE: Some Multicounty Litigation (MCL) cases were transferred in November 2014: Atlantic to Bergen = 8,935; Atlantic to Middlesex = 4,070.

CIVIL BACKLOG BY CASETYPE JUNE 2015 CAPE MAY

	Total Backlog	% chg
Jun 13	88	
Jun 14	81	-8%
Jun 15	89	10%



1) Casetypes with the state's largest backlogs are highlighted.

2) Some Multicounty Litigation (MCL) cases were transferred in November 2014: Atlantic to Bergen = 8,935; Atlantic to Middlesex = 4,070.

CIVIL CASELOAD SUMMARY BY CASETYPE
JULY 2014 - JUNE 2015
CUMBERLAND

	Filings			Resolutions			Clearance		Backlog			Backlog Percent		Backlog Per 100 Monthly Filings		Active Pending		
	Jul 2013 to Jun 2014	Jul 2014 to Jun 2015	percent change	Jul 2013 to Jun 2014	Jul 2014 to Jun 2015	percent change	Jul 2014 - Jun 2015		Jun 2014	Jun 2015	percent change	Jun 2014	Jun 2015	Jun 2014	Jun 2015	Jun 2014	Jun 2015	percent change
	number	percent																
Act on Neg Inst	5	0	-100%	5	2	-60%	2	100%	1	1	0%	33%	100%	240		3	1	-67%
Asbestos	0	0	0%	0	0	0%	0	100%	0	0	0%	0%	0%	0	0	0	0	0%
Assault & Bat	2	2	0%	5	3	-40%	1	150%	2	1	-50%	50%	33%	1,200	600	4	3	-25%
Auto - Pers Inj	333	324	-3%	348	327	-6%	3	101%	89	77	-13%	21%	18%	321	285	428	425	-1%
Auto - Property	6	11	83%	5	7	40%	-4	64%	1	2	100%	14%	18%	200	218	7	11	57%
Book Account	126	122	-3%	150	131	-13%	9	107%	6	2	-67%	9%	3%	57	20	67	58	-13%
Civil Rights	10	14	40%	10	12	20%	-2	86%	0	1		0%	10%	0	86	7	10	43%
Complex Comme	1	3	200%	0	5		2	167%	3	0	-100%	75%	0%	3,600	0	4	2	-50%
Condemnation	0	1		0	0	0%	-1	0%	0	0	0%	0%	0%	0	0	0	1	
Construction	4	6	50%	1	5	400%	-1	83%	5	3	-40%	50%	25%	1,500	600	10	12	20%
Contract/Comme	110	122	11%	132	120	-9%	-2	98%	4	4	0%	6%	6%	44	39	67	68	1%
Employment	8	6	-25%	8	4	-50%	-2	67%	1	2	100%	20%	29%	150	400	5	7	40%
Lieu of P. Writ	9	7	-22%	13	2	-85%	-5	29%	0	1		0%	10%	0	171	4	10	150%
Medical Malprac	27	41	52%	23	47	104%	6	115%	16	12	-25%	33%	29%	711	351	49	42	-14%
Name Change	66	48	-27%	63	55	-13%	7	115%	0	0	0%	0%	0%	0	0	12	5	-58%
Other Insurance	15	14	-7%	20	13	-35%	-1	93%	2	0	-100%	25%	0%	160	0	8	9	13%
Other MCL	0	1		0	1		0	100%	0	0	0%	0%	0%	0	0	0	0	0%
Other Track 1	99	81	-18%	94	94	0%	13	116%	11	4	-64%	24%	11%	133	59	46	35	-24%
Other Track 3	36	36	0%	45	29	-36%	-7	81%	4	9	125%	9%	17%	133	300	43	52	21%
Other Track 4	3	4	33%	8	3	-63%	-1	75%	2	2	0%	33%	29%	800	600	6	7	17%
Personal Injury	147	143	-3%	177	164	-7%	21	115%	47	40	-15%	23%	22%	384	336	201	179	-11%
Prod Liability	3	5	67%	5	9	80%	4	180%	2	2	0%	22%	33%	800	480	9	6	-33%
Prof Malpractic	5	8	60%	5	9	80%	1	113%	4	2	-50%	40%	22%	960	300	10	9	-10%
PIP Coverage	5	4	-20%	6	4	-33%	0	100%	1	1	0%	50%	50%	240	300	2	2	0%
Real Property	7	6	-14%	5	10	100%	4	167%	1	0	-100%	17%	0%	171	0	6	3	-50%
Tort Other	30	31	3%	30	28	-7%	-3	90%	8	6	-25%	33%	22%	320	232	24	27	13%
Toxic Tort	0	0	0%	1	0	-100%	0	100%	1	1	0%	100%	100%			1	1	0%
UM/UIIM Bod Inj	17	21	24%	17	17	0%	-4	81%	4	7	75%	18%	27%	282	400	22	26	18%
Total	1,074	1,061	-1%	1,176	1,101	-6%	40	104%	215	180	-16%	21%	18%	240	204	1,045	1,011	-3%

NOTE: Some Multicounty Litigation (MCL) cases were transferred in November 2014: Atlantic to Bergen = 8,935; Atlantic to Middlesex = 4,070.

CIVIL BACKLOG SUMMARY BY CASETYPE

JUNE 2015

CUMBERLAND

	Cases in Backlog															
	Track 1					Track 2				Track 3			Track 4			Total Backlog
	12 to 18 months	18 to 24 months	24 to 36 months	over 36 months	Total Track 1	18 to 24 months	24 to 36 months	over 36 months	Total Track 2	24 to 36 months	over 36 months	Total Track 3	24 to 36 months	over 36 months	Total Track 4	
Act on Neg Inst	1	0	0	0	1	0	0	0	0	0	0	0	0	0	0	1
Asbestos	0	0	0	0	0	0	0	0	0	0	0	0	0	0	0	0
Assault & Bat	0	0	0	0	0	0	0	0	0	1	0	1	0	0	0	1
Auto - Pers Inj	0	0	0	0	0	52	24	0	76	0	0	0	0	1	1	77
Auto - Property	0	0	0	0	0	1	1	0	2	0	0	0	0	0	0	2
Book Account	2	0	0	0	2	0	0	0	0	0	0	0	0	0	0	2
Civil Rights	0	0	0	0	0	0	0	0	0	1	0	1	0	0	0	1
Complex Comme	0	0	0	0	0	0	0	0	0	0	0	0	0	0	0	0
Condemnation	0	0	0	0	0	0	0	0	0	0	0	0	0	0	0	0
Construction	0	0	0	0	0	0	1	1	2	0	0	0	1	0	1	3
Contract/Comme	0	0	0	0	0	4	0	0	4	0	0	0	0	0	0	4
Employment	0	0	0	0	0	1	0	1	2	0	0	0	0	0	0	2
Lieu of P. Writ	0	0	0	0	0	0	0	0	0	0	0	0	1	0	1	1
Medical Malprac	0	0	0	0	0	0	0	0	0	5	7	12	0	0	0	12
Name Change	0	0	0	0	0	0	0	0	0	0	0	0	0	0	0	0
Other Insurance	0	0	0	0	0	0	0	0	0	0	0	0	0	0	0	0
Other MCL	0	0	0	0	0	0	0	0	0	0	0	0	0	0	0	0
Other Track 1	3	0	1	0	4	0	0	0	0	0	0	0	0	0	0	4
Other Track 3	0	0	0	0	0	0	0	0	0	6	3	9	0	0	0	9
Other Track 4	0	0	0	0	0	0	0	0	0	0	0	0	0	2	2	2
Personal Injury	0	0	0	0	0	22	14	4	40	0	0	0	0	0	0	40
Prod Liability	0	0	0	0	0	0	0	0	0	2	0	2	0	0	0	2
Prof Malpractic	0	0	0	0	0	0	0	0	0	0	2	2	0	0	0	2
PIP Coverage	0	0	1	0	1	0	0	0	0	0	0	0	0	0	0	1
Real Property	0	0	0	0	0	0	0	0	0	0	0	0	0	0	0	0
Tort Other	0	0	0	0	0	3	1	2	6	0	0	0	0	0	0	6
Toxic Tort	0	0	0	0	0	0	0	0	0	0	1	1	0	0	0	1
UM/UIM Bod Inj	0	0	0	0	0	5	2	0	7	0	0	0	0	0	0	7
Total	6	0	2	0	8	88	43	8	139	15	13	28	2	3	5	180

NOTE: Some Multicounty Litigation (MCL) cases were transferred in November 2014: Atlantic to Bergen = 8,935; Atlantic to Middlesex = 4,070.

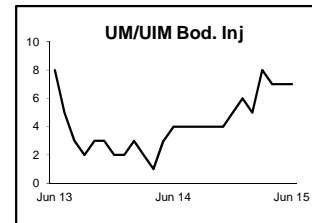
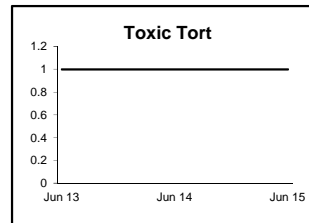
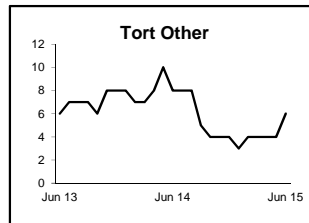
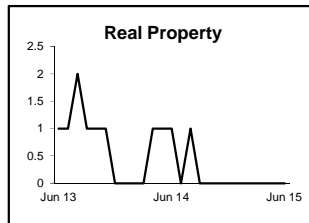
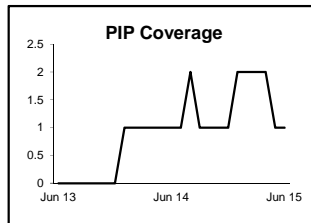
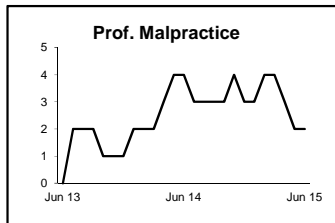
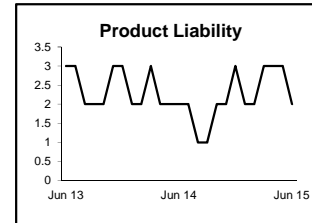
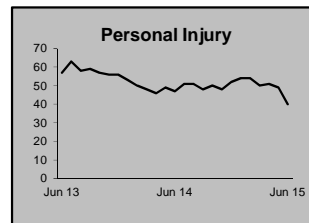
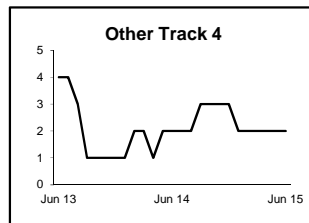
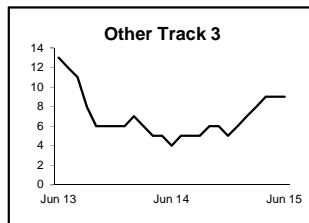
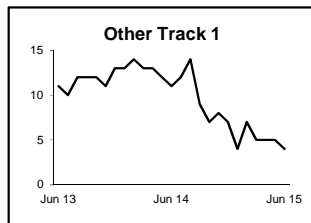
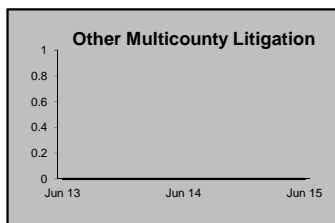
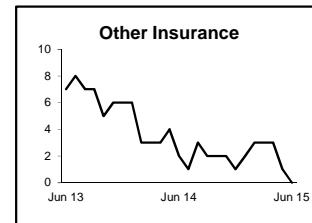

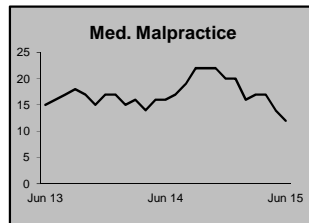
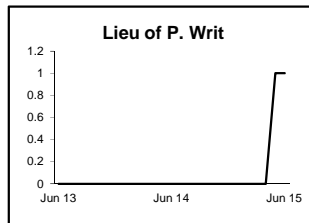
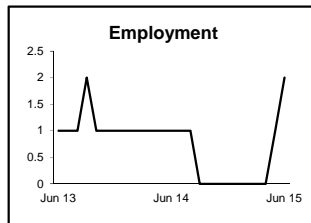
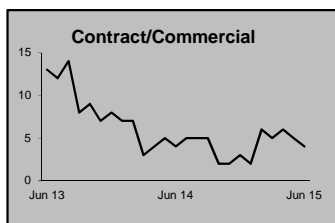
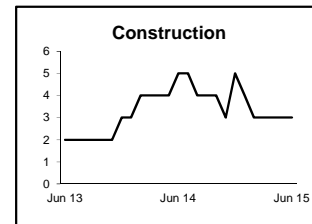
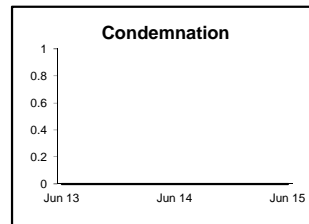
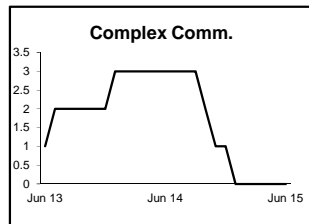
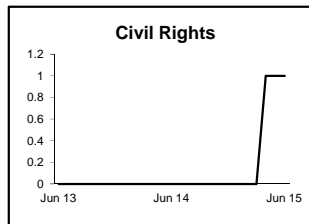
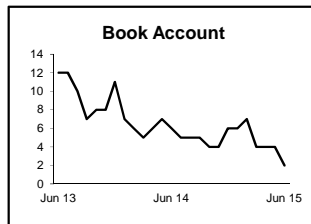
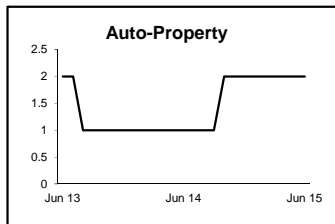
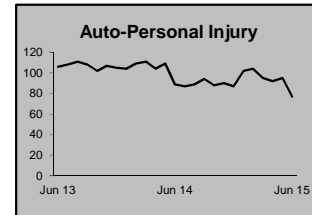
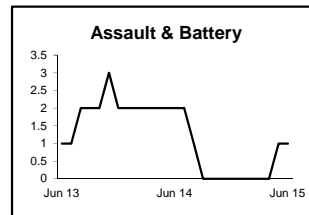
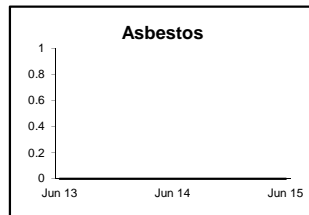
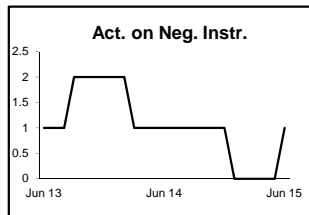
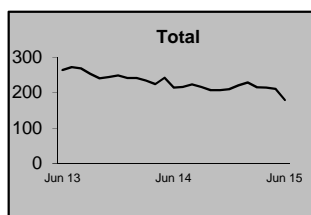
CIVIL RESOLUTION SUMMARY BY CASETYPE
JULY 2014 - JUNE 2015
CUMBERLAND

	Trial			Summary					Total	Percent resolved by						Monthly Resolutions
	Jury	Nonjury	Total	Judgment	Settlement	Default Judgment	Dismiss	Other		Trial	Sum Jud	Settle	Default J	Dismiss	Other	
Act on Neg Inst	0	0	0	0	0	0	0	2	2	0%	0%	0%	0%	0%	100%	
Asbestos	0	0	0	0	0	0	0	0	0	0%	0%	0%	0%	0%	0%	
Assault & Bat	1	0	1	0	1	0	1	0	3	33%	0%	33%	0%	33%	0%	
Auto - Pers Inj	13	0	13	2	207	2	86	17	327	4%	1%	63%	1%	26%	5%	
Auto - Property	0	0	0	0	2	0	5	0	7	0%	0%	29%	0%	71%	0%	
Book Account	0	0	0	2	21	46	58	4	131	0%	2%	16%	35%	44%	3%	
Civil Rights	0	0	0	1	0	0	10	1	12	0%	8%	0%	0%	83%	8%	
Complex Commer	0	1	1	1	2	0	1	0	5	20%	20%	40%	0%	20%	0%	
Condemnation	0	0	0	0	0	0	0	0	0	0%	0%	0%	0%	0%	0%	
Construction	0	0	0	0	3	1	1	0	5	0%	0%	60%	20%	20%	0%	
Contract/Commer	0	0	0	5	18	38	50	9	120	0%	4%	15%	32%	42%	8%	
Employment	0	0	0	0	1	0	3	0	4	0%	0%	25%	0%	75%	0%	
Lieu of P. Writ	0	0	0	0	1	0	1	0	2	0%	0%	50%	0%	50%	0%	
Medical Malprac	2	0	2	0	12	0	30	3	47	4%	0%	26%	0%	64%	6%	
Name Change	0	0	0	0	0	0	25	30	55	0%	0%	0%	0%	45%	55%	
Other Insurance	0	0	0	1	6	1	4	1	13	0%	8%	46%	8%	31%	8%	
Other MCL	0	0	0	0	0	1	0	0	1	0%	0%	0%	100%	0%	0%	
Other Track 1	0	1	1	2	24	3	23	41	94	1%	2%	26%	3%	24%	44%	
Other Track 3	0	0	0	0	13	0	14	2	29	0%	0%	45%	0%	48%	7%	
Other Track 4	0	0	0	0	2	0	1	0	3	0%	0%	67%	0%	33%	0%	
Personal Injury	6	0	6	4	100	5	40	9	164	4%	2%	61%	3%	24%	5%	
Prod Liability	0	0	0	1	1	0	7	0	9	0%	11%	11%	0%	78%	0%	
Prof Malpractic	0	0	0	0	7	0	2	0	9	0%	0%	78%	0%	22%	0%	
PIP Coverage	0	0	0	0	2	0	2	0	4	0%	0%	50%	0%	50%	0%	
Real Property	0	2	2	0	1	6	1	0	10	20%	0%	10%	60%	10%	0%	
Tort Other	1	1	2	1	7	3	8	7	28	7%	4%	25%	11%	29%	25%	
Toxic Tort	0	0	0	0	0	0	0	0	0	0%	0%	0%	0%	0%	0%	
UM/UIIM Bod Inj	1	0	1	1	8	1	4	2	17	6%	6%	47%	6%	24%	12%	
Total	24	5	29	21	439	107	377	128	1,101	3%	2%	40%	10%	34%	12%	

NOTE: Some Multicounty Litigation (MCL) cases were transferred in November 2014: Atlantic to Bergen = 8,935; Atlantic to Middlesex = 4,070.

CIVIL BACKLOG BY CASETYPE JUNE 2015 CUMBERLAND

	Total Backlog	% chg
Jun 13	265	
Jun 14	215	-19%
Jun 15	180	-16%



1) Casetypes with the state's largest backlogs are highlighted.

2) Some Multicounty Litigation (MCL) cases were transferred in November 2014: Atlantic to Bergen = 8,935; Atlantic to Middlesex = 4,070.

CIVIL CASELOAD SUMMARY BY CASETYPE
JULY 2014 - JUNE 2015
ESSEX

	Filings			Resolutions			Clearance		Backlog			Backlog Percent		Backlog Per 100 Monthly Filings		Active Pending		
	Jul 2013 to Jun 2014	Jul 2014 to Jun 2015	percent change	Jul 2013 to Jun 2014	Jul 2014 to Jun 2015	percent change	Jul 2014 - Jun 2015		Jun 2014	Jun 2015	percent change	Jun 2014	Jun 2015	Jun 2014	Jun 2015	Jun 2014	Jun 2015	percent change
	number	percent																
Act on Neg Inst	49	49	0%	56	52	-7%	3	106%	2	0	-100%	7%	0%	49	0	28	25	-11%
Asbestos	1	1	0%	1	0	-100%	-1	0%	0	1		0%	50%	0	1,200	1	2	100%
Assault & Bat	24	28	17%	31	27	-13%	-1	96%	5	5	0%	14%	13%	250	214	36	39	8%
Auto - Pers Inj	4,033	3,900	-3%	4,134	3,995	-3%	95	102%	737	801	9%	16%	18%	219	246	4,624	4,535	-2%
Auto - Property	76	67	-12%	85	64	-25%	-3	96%	3	5	67%	6%	9%	47	90	50	53	6%
Book Account	1,302	1,278	-2%	1,528	1,285	-16%	7	101%	46	50	9%	6%	7%	42	47	758	744	-2%
Civil Rights	72	54	-25%	102	73	-28%	19	135%	5	14	180%	7%	27%	83	311	70	52	-26%
Complex Comme	33	22	-33%	29	33	14%	11	150%	14	12	-14%	27%	28%	509	655	51	43	-16%
Condemnation	20	7	-65%	19	18	-5%	11	257%	3	1	-67%	17%	13%	180	171	18	8	-56%
Construction	48	49	2%	45	48	7%	-1	98%	14	12	-14%	25%	21%	350	294	55	57	4%
Contract/Comme	823	735	-11%	882	792	-10%	57	108%	54	54	0%	9%	10%	79	88	596	546	-8%
Employment	57	30	-47%	52	47	-10%	17	157%	8	7	-13%	17%	24%	168	280	48	29	-40%
Lieu of P. Writ	33	55	67%	39	43	10%	-12	78%	13	14	8%	25%	22%	473	305	52	65	25%
Medical Malprac	163	147	-10%	175	165	-6%	18	112%	91	68	-25%	31%	24%	670	555	294	283	-4%
Name Change	266	280	5%	295	288	-2%	8	103%	0	0	0%	0%	0%	0	0	63	56	-11%
Other Insurance	161	107	-34%	165	134	-19%	27	125%	28	28	0%	24%	33%	209	314	116	86	-26%
Other MCL	1	1	0%	0	2		1	200%	0	0	0%	0%	0%	0	0	1	0	-100%
Other Track 1	616	610	-1%	649	586	-10%	-24	96%	31	24	-23%	14%	10%	60	47	227	244	7%
Other Track 3	222	257	16%	244	239	-2%	-18	93%	42	43	2%	15%	14%	227	201	281	307	9%
Other Track 4	27	36	33%	33	33	0%	-3	92%	28	18	-36%	54%	31%	1,244	600	52	59	13%
Personal Injury	1,796	1,824	2%	1,769	1,807	2%	-17	99%	402	399	-1%	18%	18%	269	263	2,251	2,261	0%
Prod Liability	44	42	-5%	40	50	25%	8	119%	20	10	-50%	28%	16%	545	286	71	63	-11%
Prof Malpractic	76	69	-9%	74	98	32%	29	142%	27	30	11%	20%	25%	426	522	132	119	-10%
PIP Coverage	71	60	-15%	92	64	-30%	4	107%	5	2	-60%	17%	8%	85	40	30	26	-13%
Real Property	70	69	-1%	59	65	10%	-4	94%	4	5	25%	9%	11%	69	87	44	46	5%
Tort Other	226	177	-22%	255	214	-16%	37	121%	42	25	-40%	19%	14%	223	169	219	180	-18%
Toxic Tort	5	12	140%	10	14	40%	2	117%	8	8	0%	42%	47%	1,920	800	19	17	-11%
UM/UIIM Bod Inj	153	161	5%	151	159	5%	-2	99%	18	17	-6%	11%	10%	141	127	166	169	2%
Total	10,468	10,127	-3%	11,014	10,395	-6%	268	103%	1,650	1,653	0%	16%	16%	189	196	10,353	10,114	-2%

NOTE: Some Multicounty Litigation (MCL) cases were transferred in November 2014: Atlantic to Bergen = 8,935; Atlantic to Middlesex = 4,070.

CIVIL BACKLOG SUMMARY BY CASETYPE

JUNE 2015

ESSEX

	Cases in Backlog															
	Track 1					Track 2				Track 3			Track 4			Total Backlog
	12 to 18 months	18 to 24 months	24 to 36 months	over 36 months	Total Track 1	18 to 24 months	24 to 36 months	over 36 months	Total Track 2	24 to 36 months	over 36 months	Total Track 3	24 to 36 months	over 36 months	Total Track 4	
Act on Neg Inst	0	0	0	0	0	0	0	0	0	0	0	0	0	0	0	0
Asbestos	0	0	0	0	0	0	0	0	0	0	0	0	1	0	1	1
Assault & Bat	0	0	0	0	0	0	0	0	0	5	0	5	0	0	0	5
Auto - Pers Inj	0	0	0	0	0	532	244	25	801	0	0	0	0	0	0	801
Auto - Property	0	0	0	0	0	5	0	0	5	0	0	0	0	0	0	5
Book Account	35	12	3	0	50	0	0	0	0	0	0	0	0	0	0	50
Civil Rights	0	0	0	0	0	0	0	0	0	12	2	14	0	0	0	14
Complex Comme	0	0	0	0	0	0	0	0	0	0	0	0	7	5	12	12
Condemnation	0	0	0	0	0	0	0	0	0	0	1	1	0	0	0	1
Construction	0	0	0	0	0	8	2	2	12	0	0	0	0	0	0	12
Contract/Comme	0	0	0	0	0	26	14	14	54	0	0	0	0	0	0	54
Employment	0	0	0	0	0	3	4	0	7	0	0	0	0	0	0	7
Lieu of P. Writ	0	0	0	0	0	0	0	0	0	0	0	0	8	6	14	14
Medical Malprac	0	0	0	0	0	0	0	0	0	45	23	68	0	0	0	68
Name Change	0	0	0	0	0	0	0	0	0	0	0	0	0	0	0	0
Other Insurance	13	4	10	1	28	0	0	0	0	0	0	0	0	0	0	28
Other MCL	0	0	0	0	0	0	0	0	0	0	0	0	0	0	0	0
Other Track 1	19	1	3	0	23	0	1	0	1	0	0	0	0	0	0	24
Other Track 3	0	0	0	0	0	0	0	0	0	32	11	43	0	0	0	43
Other Track 4	0	0	0	0	0	0	0	0	0	0	0	0	6	12	18	18
Personal Injury	0	0	0	0	0	230	139	30	399	0	0	0	0	0	0	399
Prod Liability	0	0	0	0	0	0	0	0	0	5	5	10	0	0	0	10
Prof Malpractic	0	0	0	0	0	0	0	0	0	17	13	30	0	0	0	30
PIP Coverage	0	0	2	0	2	0	0	0	0	0	0	0	0	0	0	2
Real Property	4	0	0	1	5	0	0	0	0	0	0	0	0	0	0	5
Tort Other	0	0	0	0	0	9	13	3	25	0	0	0	0	0	0	25
Toxic Tort	0	0	0	0	0	0	0	0	0	5	3	8	0	0	0	8
UM/UIM Bod Inj	1	0	0	0	1	14	2	0	16	0	0	0	0	0	0	17
Total	72	17	18	2	109	827	419	74	1,320	121	58	179	22	23	45	1,653

NOTE: Some Multicounty Litigation (MCL) cases were transferred in November 2014: Atlantic to Bergen = 8,935; Atlantic to Middlesex = 4,070.

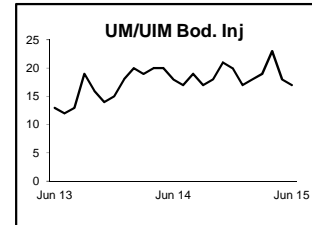
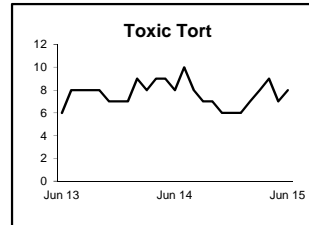
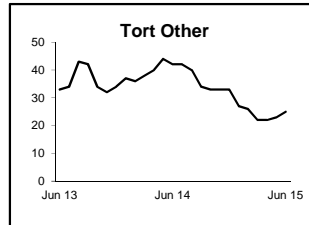
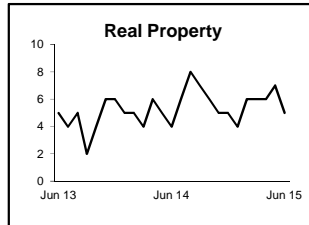
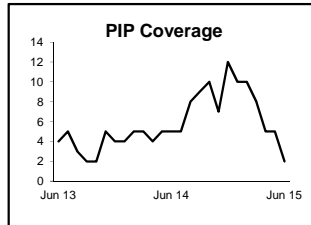
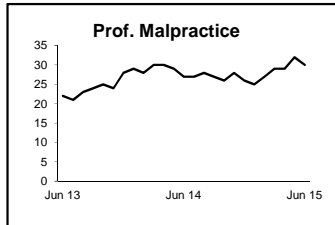
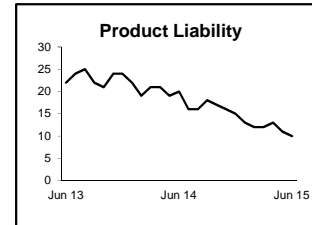
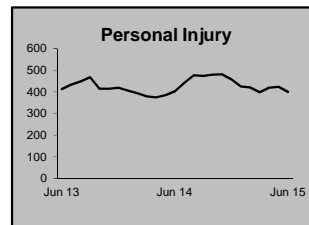
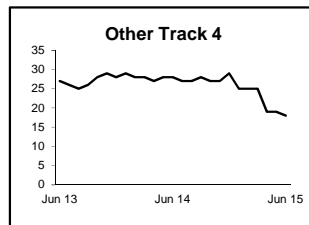
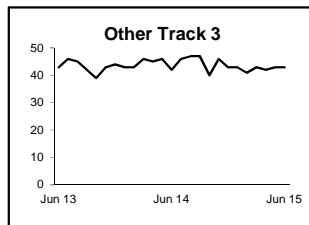
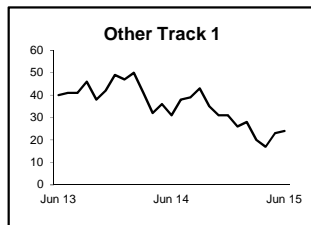
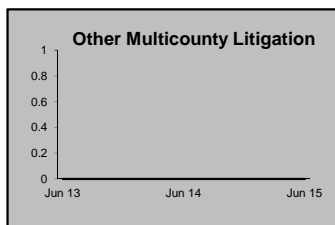
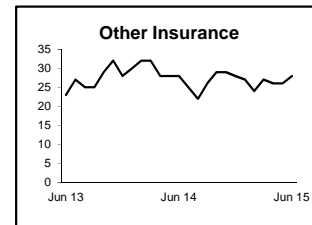
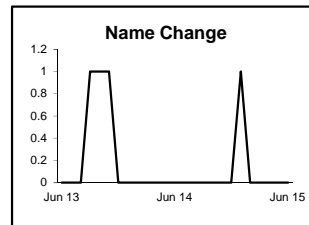
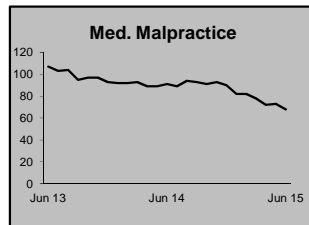
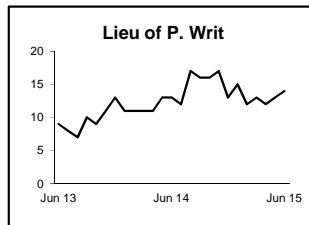
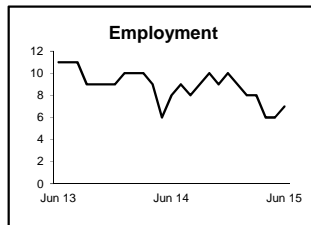
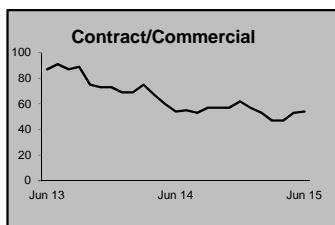
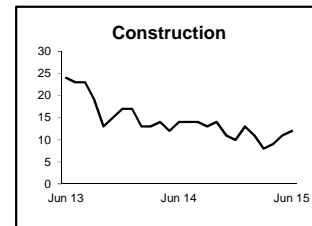
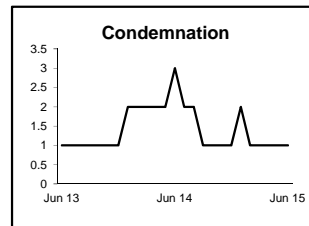
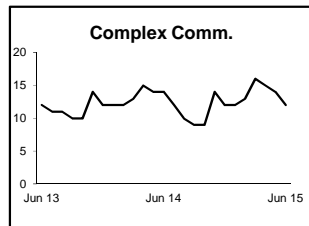
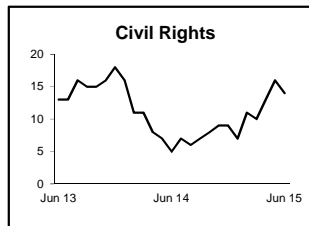
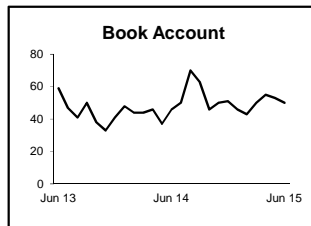
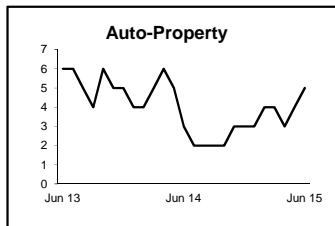
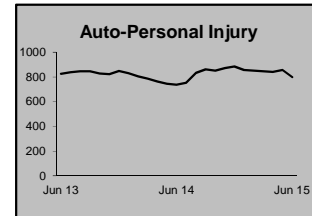
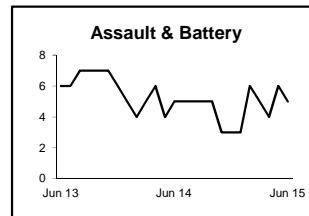
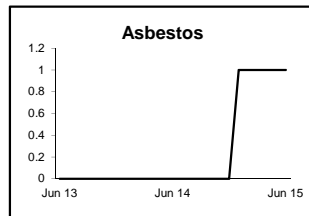
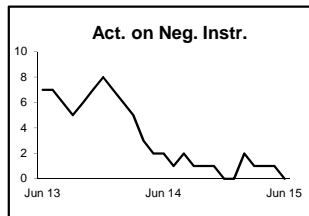
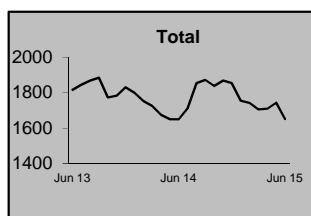
CIVIL RESOLUTION SUMMARY BY CASETYPE
JULY 2014 - JUNE 2015
ESSEX

	Trial			Summary					Total	Percent resolved by						Monthly Resolutions
	Jury	Nonjury	Total	Judgment	Settlement	Default Judgment	Dismiss	Other		Trial	Sum Jud	Settle	Default J	Dismiss	Other	
Act on Neg Inst	0	0	0	9	8	9	26	0	52	0%	17%	15%	17%	50%	0%	
Asbestos	0	0	0	0	0	0	0	0	0	0%	0%	0%	0%	0%	0%	
Assault & Bat	2	0	2	2	6	0	15	2	27	7%	7%	22%	0%	56%	7%	
Auto - Pers Inj	44	4	48	83	1,093	9	2,620	142	3,995	1%	2%	27%	0%	66%	4%	
Auto - Property	0	0	0	6	10	7	41	0	64	0%	9%	16%	11%	64%	0%	
Book Account	0	2	2	91	134	326	722	10	1,285	0%	7%	10%	25%	56%	1%	
Civil Rights	0	0	0	3	13	0	52	5	73	0%	4%	18%	0%	71%	7%	
Complex Commer	0	0	0	1	5	0	25	2	33	0%	3%	15%	0%	76%	6%	
Condemnation	1	0	1	7	3	0	2	5	18	6%	39%	17%	0%	11%	28%	
Construction	1	0	1	4	18	4	21	0	48	2%	8%	38%	8%	44%	0%	
Contract/Commer	4	1	5	73	137	122	450	5	792	1%	9%	17%	15%	57%	1%	
Employment	0	0	0	1	17	0	26	3	47	0%	2%	36%	0%	55%	6%	
Lieu of P. Writ	0	0	0	1	10	0	31	1	43	0%	2%	23%	0%	72%	2%	
Medical Malprac	14	0	14	0	57	0	85	9	165	8%	0%	35%	0%	52%	5%	
Name Change	0	0	0	0	0	0	59	229	288	0%	0%	0%	0%	20%	80%	
Other Insurance	0	0	0	6	15	1	109	3	134	0%	4%	11%	1%	81%	2%	
Other MCL	0	0	0	0	0	0	1	1	2	0%	0%	0%	0%	50%	50%	
Other Track 1	1	1	2	40	59	12	450	23	586	0%	7%	10%	2%	77%	4%	
Other Track 3	4	0	4	2	67	1	152	13	239	2%	1%	28%	0%	64%	5%	
Other Track 4	0	0	0	3	7	0	22	1	33	0%	9%	21%	0%	67%	3%	
Personal Injury	18	0	18	60	577	6	1,076	70	1,807	1%	3%	32%	0%	60%	4%	
Prod Liability	1	0	1	0	17	0	28	4	50	2%	0%	34%	0%	56%	8%	
Prof Malpractic	3	0	3	1	20	1	68	5	98	3%	1%	20%	1%	69%	5%	
PIP Coverage	0	0	0	2	5	0	56	1	64	0%	3%	8%	0%	88%	2%	
Real Property	0	1	1	9	7	3	44	1	65	2%	14%	11%	5%	68%	2%	
Tort Other	4	1	5	23	48	7	120	11	214	2%	11%	22%	3%	56%	5%	
Toxic Tort	1	0	1	2	2	1	8	0	14	7%	14%	14%	7%	57%	0%	
UM/UIM Bod Inj	2	0	2	6	39	2	103	7	159	1%	4%	25%	1%	65%	4%	
Total	100	10	110	435	2,374	511	6,412	553	10,395	1%	4%	23%	5%	62%	5%	

NOTE: Some Multicounty Litigation (MCL) cases were transferred in November 2014: Atlantic to Bergen = 8,935; Atlantic to Middlesex = 4,070.

**CIVIL BACKLOG BY CASETYPE
JUNE 2015
ESSEX**

	Total Backlog	% chg
Jun 13	1,818	
Jun 14	1,650	-9%
Jun 15	1,653	0%



1) Casetypes with the state's largest backlogs are highlighted.

2) Some Multicounty Litigation (MCL) cases were transferred in November 2014: Atlantic to Bergen = 8,935; Atlantic to Middlesex = 4,070.

CIVIL CASELOAD SUMMARY BY CASETYPE
JULY 2014 - JUNE 2015
GLOUCESTER

	Filings			Resolutions			Clearance		Backlog			Backlog Percent		Backlog Per 100 Monthly Filings		Active Pending		
	Jul 2013 to Jun 2014	Jul 2014 to Jun 2015	percent change	Jul 2013 to Jun 2014	Jul 2014 to Jun 2015	percent change	Jul 2014 - Jun 2015		Jun 2014	Jun 2015	percent change	Jun 2014	Jun 2015	Jun 2014	Jun 2015	Jun 2014	Jun 2015	percent change
	number	percent																
Act on Neg Inst	6	2	-67%	8	4	-50%	2	200%	1	0	-100%	33%	0%	200	0	3	1	-67%
Asbestos	1	0	-100%	0	0	0%	0	100%	0	0	0%	0%	0%	0	0	0	0	0%
Assault & Bat	3	5	67%	4	9	125%	4	180%	2	1	-50%	20%	17%	800	240	10	6	-40%
Auto - Pers Inj	511	480	-6%	553	550	-1%	70	115%	90	91	1%	14%	16%	211	228	635	572	-10%
Auto - Property	11	22	100%	4	22	450%	0	100%	1	0	-100%	8%	0%	109	0	13	13	0%
Book Account	287	313	9%	284	313	10%	0	100%	4	6	50%	3%	4%	17	23	157	159	1%
Civil Rights	5	9	80%	2	11	450%	2	122%	0	1		0%	14%	0	133	8	7	-13%
Complex Comme	1	3	200%	3	4	33%	1	133%	1	0	-100%	50%	0%	1,200	0	2	2	0%
Condemnation	2	4	100%	4	3	-25%	-1	75%	1	0	-100%	33%	0%	600	0	3	4	33%
Construction	9	12	33%	12	4	-67%	-8	33%	1	1	0%	20%	8%	133	100	5	12	140%
Contract/Comme	270	248	-8%	299	264	-12%	16	106%	14	10	-29%	8%	6%	62	48	177	159	-10%
Employment	10	12	20%	8	13	63%	1	108%	2	1	-50%	20%	11%	240	100	10	9	-10%
Lieu of P. Writ	16	22	38%	17	19	12%	-3	86%	0	1		0%	7%	0	55	10	15	50%
Medical Malprac	13	21	62%	24	19	-21%	-2	90%	12	18	50%	32%	44%	1,108	1,029	38	41	8%
Name Change	76	72	-5%	75	71	-5%	-1	99%	0	0	0%	0%	0%	0	0	13	14	8%
Other Insurance	23	32	39%	36	22	-39%	-10	69%	2	6	200%	13%	22%	104	225	16	27	69%
Other MCL	0	0	0%	0	0	0%	0	100%	0	0	0%	0%	0%	0	0	0	0	0%
Other Track 1	155	177	14%	140	170	21%	-7	96%	6	7	17%	9%	10%	46	47	69	67	-3%
Other Track 3	58	35	-40%	54	45	-17%	10	129%	5	5	0%	8%	9%	103	171	64	54	-16%
Other Track 4	58	38	-34%	58	8	-86%	-30	21%	3	7	133%	18%	14%	62	221	17	49	188%
Personal Injury	215	226	5%	282	230	-18%	4	102%	64	43	-33%	24%	16%	357	228	272	264	-3%
Prod Liability	5	9	80%	18	11	-39%	2	122%	0	0	0%	0%	0%	0	0	11	11	0%
Prof Malpractic	12	12	0%	12	14	17%	2	117%	4	3	-25%	22%	19%	400	300	18	16	-11%
PIP Coverage	40	8	-80%	43	10	-77%	2	125%	0	1		0%	13%	0	150	10	8	-20%
Real Property	6	5	-17%	7	6	-14%	1	120%	0	0	0%	0%	0%	0	0	4	2	-50%
Tort Other	33	35	6%	49	41	-16%	6	117%	8	7	-13%	20%	21%	291	240	41	34	-17%
Toxic Tort	7	9	29%	3	4	33%	-5	44%	0	1		0%	8%	0	133	8	13	63%
UM/UIIM Bod Inj	27	30	11%	27	28	4%	-2	93%	6	4	-33%	19%	10%	267	160	32	41	28%
Total	1,860	1,841	-1%	2,026	1,895	-6%	54	103%	227	214	-6%	14%	13%	146	139	1,646	1,600	-3%

NOTE: Some Multicounty Litigation (MCL) cases were transferred in November 2014: Atlantic to Bergen = 8,935; Atlantic to Middlesex = 4,070.

CIVIL BACKLOG SUMMARY BY CASETYPE

JUNE 2015

GLOUCESTER

	Cases in Backlog															
	Track 1					Track 2				Track 3			Track 4			Total Backlog
	12 to 18 months	18 to 24 months	24 to 36 months	over 36 months	Total Track 1	18 to 24 months	24 to 36 months	over 36 months	Total Track 2	24 to 36 months	over 36 months	Total Track 3	24 to 36 months	over 36 months	Total Track 4	
Act on Neg Inst	0	0	0	0	0	0	0	0	0	0	0	0	0	0	0	0
Asbestos	0	0	0	0	0	0	0	0	0	0	0	0	0	0	0	0
Assault & Bat	0	0	0	0	0	0	0	0	0	1	0	1	0	0	0	0
Auto - Pers Inj	0	0	0	0	0	65	26	0	91	0	0	0	0	0	0	0
Auto - Property	0	0	0	0	0	0	0	0	0	0	0	0	0	0	0	0
Book Account	6	0	0	0	6	0	0	0	0	0	0	0	0	0	0	0
Civil Rights	0	0	0	0	0	0	0	0	0	1	0	1	0	0	0	0
Complex Comme	0	0	0	0	0	0	0	0	0	0	0	0	0	0	0	0
Condemnation	0	0	0	0	0	0	0	0	0	0	0	0	0	0	0	0
Construction	0	0	0	0	0	1	0	0	1	0	0	0	0	0	0	0
Contract/Comme	0	0	0	0	0	5	2	3	10	0	0	0	0	0	0	0
Employment	0	0	0	0	0	0	0	0	0	1	0	1	0	0	0	0
Lieu of P. Writ	0	0	0	0	0	0	0	0	0	0	0	0	1	0	1	1
Medical Malprac	0	0	0	0	0	0	0	0	0	11	7	18	0	0	0	0
Name Change	0	0	0	0	0	0	0	0	0	0	0	0	0	0	0	0
Other Insurance	2	2	2	0	6	0	0	0	0	0	0	0	0	0	0	0
Other MCL	0	0	0	0	0	0	0	0	0	0	0	0	0	0	0	0
Other Track 1	5	2	0	0	7	0	0	0	0	0	0	0	0	0	0	0
Other Track 3	0	0	0	0	0	0	0	0	0	5	0	5	0	0	0	0
Other Track 4	0	0	0	0	0	0	0	0	0	0	0	0	4	3	7	7
Personal Injury	0	0	0	0	0	28	14	1	43	0	0	0	0	0	0	0
Prod Liability	0	0	0	0	0	0	0	0	0	0	0	0	0	0	0	0
Prof Malpractic	0	0	0	0	0	0	0	0	0	1	2	3	0	0	0	0
PIP Coverage	1	0	0	0	1	0	0	0	0	0	0	0	0	0	0	0
Real Property	0	0	0	0	0	0	0	0	0	0	0	0	0	0	0	0
Tort Other	0	0	0	0	0	4	2	1	7	0	0	0	0	0	0	0
Toxic Tort	0	0	0	0	0	0	0	0	0	1	0	1	0	0	0	0
UM/UIM Bod Inj	0	1	0	0	1	1	2	0	3	0	0	0	0	0	0	0
Total	14	5	2	0	21	104	46	5	155	21	9	30	5	3	8	214

NOTE: Some Multicounty Litigation (MCL) cases were transferred in November 2014: Atlantic to Bergen = 8,935; Atlantic to Middlesex = 4,070.

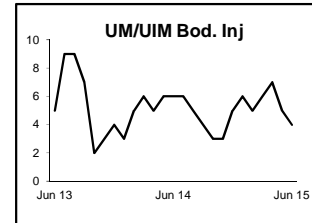
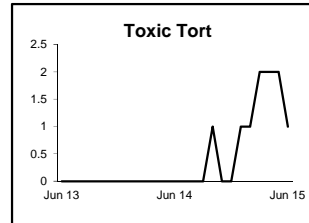
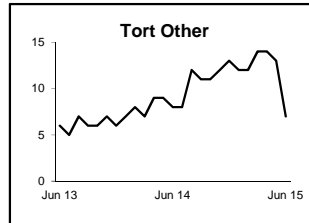
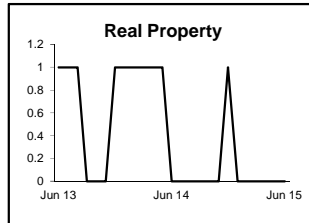
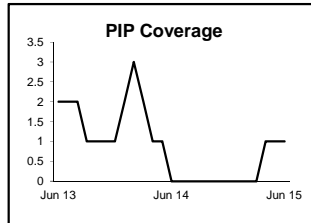
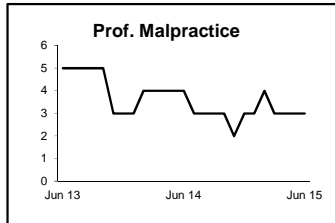
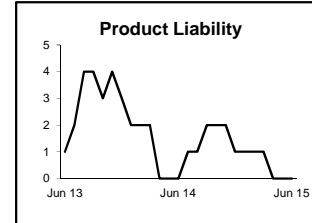
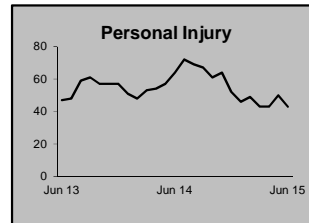
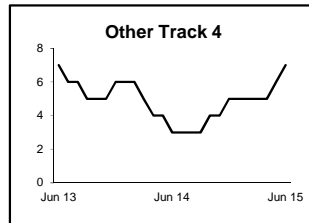
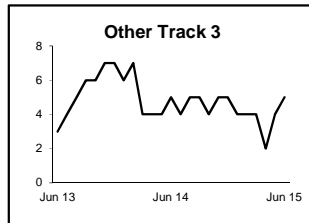
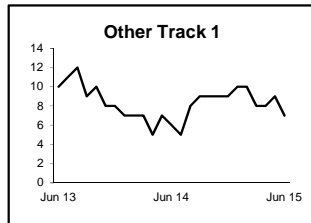
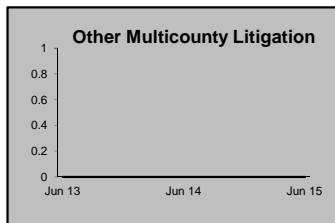
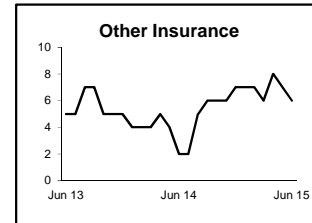

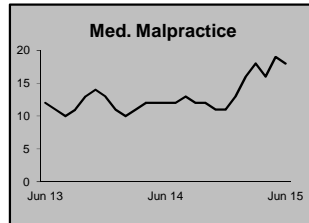
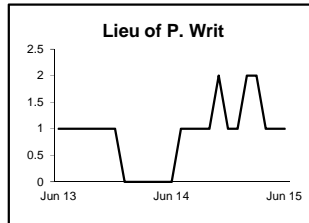
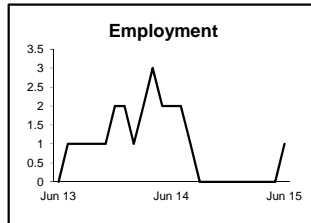
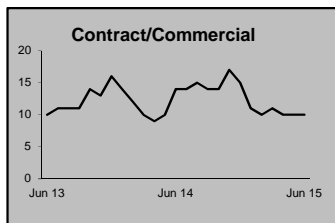
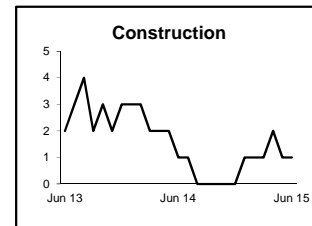
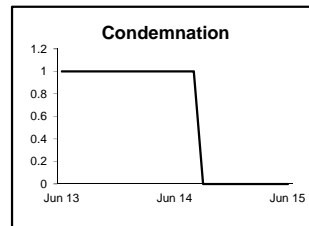
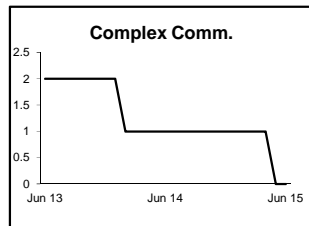
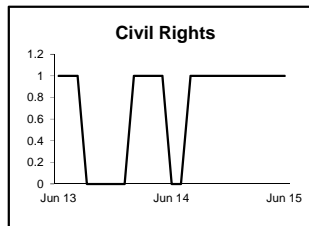
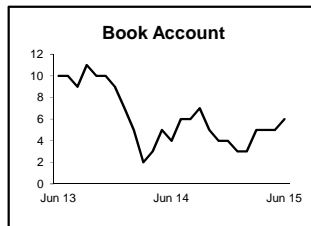
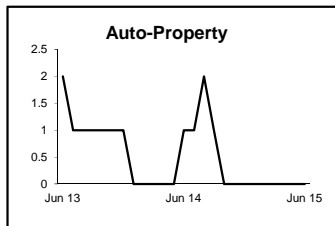
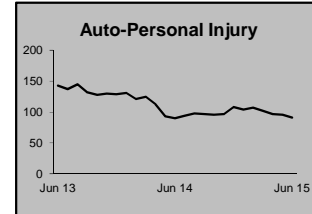
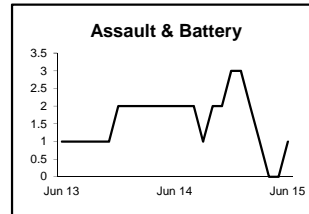
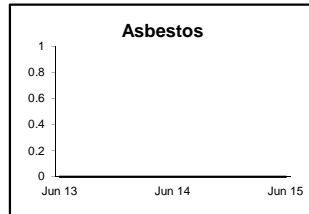
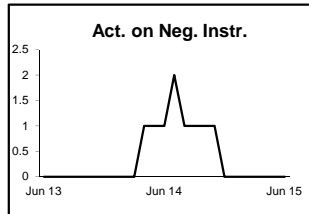
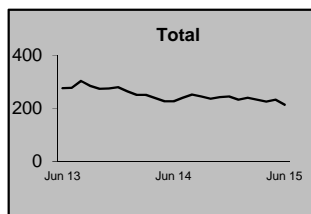
CIVIL RESOLUTION SUMMARY BY CASETYPE
JULY 2014 - JUNE 2015
GLOUCESTER

	Trial			Summary					Total	Percent resolved by						Monthly Resolutions
	Jury	Nonjury	Total	Judgment	Settlement	Default Judgment	Dismiss	Other		Trial	Sum Jud	Settle	Default J	Dismiss	Other	
Act on Neg Inst	0	0	0	0	1	0	3	0	4	0%	0%	25%	0%	75%	0%	
Asbestos	0	0	0	0	0	0	0	0	0	0%	0%	0%	0%	0%	0%	
Assault & Bat	1	1	2	0	4	1	2	0	9	22%	0%	44%	11%	22%	0%	
Auto - Pers Inj	23	0	23	4	295	2	207	19	550	4%	1%	54%	0%	38%	3%	
Auto - Property	0	0	0	0	8	2	11	1	22	0%	0%	36%	9%	50%	5%	
Book Account	0	0	0	3	60	104	136	10	313	0%	1%	19%	33%	43%	3%	
Civil Rights	0	0	0	0	2	0	7	2	11	0%	0%	18%	0%	64%	18%	
Complex Commer	0	0	0	0	0	0	3	1	4	0%	0%	0%	0%	75%	25%	
Condemnation	0	0	0	1	1	0	0	1	3	0%	33%	33%	0%	0%	33%	
Construction	0	0	0	0	2	0	2	0	4	0%	0%	50%	0%	50%	0%	
Contract/Commer	0	4	4	6	66	66	112	10	264	2%	2%	25%	25%	42%	4%	
Employment	0	0	0	0	6	0	5	2	13	0%	0%	46%	0%	38%	15%	
Lieu of P. Writ	0	6	6	2	1	0	7	3	19	32%	11%	5%	0%	37%	16%	
Medical Malprac	2	0	2	0	8	0	8	1	19	11%	0%	42%	0%	42%	5%	
Name Change	0	0	0	0	0	0	11	60	71	0%	0%	0%	0%	15%	85%	
Other Insurance	0	0	0	1	8	0	9	4	22	0%	5%	36%	0%	41%	18%	
Other MCL	0	0	0	0	0	0	0	0	0	0%	0%	0%	0%	0%	0%	
Other Track 1	0	0	0	1	38	3	56	72	170	0%	1%	22%	2%	33%	42%	
Other Track 3	0	2	2	0	21	1	20	1	45	4%	0%	47%	2%	44%	2%	
Other Track 4	0	0	0	0	4	2	2	0	8	0%	0%	50%	25%	25%	0%	
Personal Injury	5	0	5	2	131	7	68	17	230	2%	1%	57%	3%	30%	7%	
Prod Liability	0	0	0	0	5	0	6	0	11	0%	0%	45%	0%	55%	0%	
Prof Malpractic	1	0	1	0	6	0	6	1	14	7%	0%	43%	0%	43%	7%	
PIP Coverage	0	0	0	1	3	0	4	2	10	0%	10%	30%	0%	40%	20%	
Real Property	0	0	0	0	1	2	3	0	6	0%	0%	17%	33%	50%	0%	
Tort Other	0	3	3	2	14	5	17	0	41	7%	5%	34%	12%	41%	0%	
Toxic Tort	0	0	0	1	1	0	2	0	4	0%	25%	25%	0%	50%	0%	
UM/UIM Bod Inj	3	0	3	0	13	0	12	0	28	11%	0%	46%	0%	43%	0%	
Total	35	16	51	24	699	195	719	207	1,895	3%	1%	37%	10%	38%	11%	

NOTE: Some Multicounty Litigation (MCL) cases were transferred in November 2014: Atlantic to Bergen = 8,935; Atlantic to Middlesex = 4,070.

CIVIL BACKLOG BY CASETYPE JUNE 2015 GLOUCESTER

	Total Backlog	% chg
Jun 13	277	
Jun 14	227	-18%
Jun 15	214	-6%



1) Casetypes with the state's largest backlogs are highlighted.

2) Some Multicounty Litigation (MCL) cases were transferred in November 2014: Atlantic to Bergen = 8,935; Atlantic to Middlesex = 4,070.

CIVIL CASELOAD SUMMARY BY CASETYPE
JULY 2014 - JUNE 2015
HUDSON

	Filings			Resolutions			Clearance		Backlog			Backlog Percent		Backlog Per 100 Monthly Filings		Active Pending		
	Jul 2013 to Jun 2014	Jul 2014 to Jun 2015	percent change	Jul 2013 to Jun 2014	Jul 2014 to Jun 2015	percent change	Jul 2014 - Jun 2015		Jun 2014	Jun 2015	percent change	Jun 2014	Jun 2015	Jun 2014	Jun 2015	Jun 2014	Jun 2015	percent change
	number	percent																
Act on Neg Inst	28	31	11%	28	26	-7%	-5	84%	2	1	-50%	13%	5%	86	39	16	21	31%
Asbestos	0	0	0%	0	0	0%	0	100%	0	0	0%	0%	0%	0	0	0	0	0%
Assault & Bat	13	10	-23%	16	11	-31%	1	110%	2	4	100%	9%	19%	185	480	22	21	-5%
Auto - Pers Inj	2,629	2,421	-8%	2,675	2,736	2%	315	113%	416	327	-21%	14%	12%	190	162	3,047	2,733	-10%
Auto - Property	35	36	3%	46	37	-20%	1	103%	1	1	0%	4%	4%	34	33	26	24	-8%
Book Account	813	668	-18%	827	697	-16%	29	104%	17	27	59%	4%	7%	25	49	421	387	-8%
Civil Rights	27	30	11%	33	26	-21%	-4	87%	1	4	300%	3%	12%	44	160	29	33	14%
Complex Comme	11	8	-27%	14	21	50%	13	263%	14	7	-50%	47%	47%	1,527	1,050	30	15	-50%
Condemnation	8	7	-13%	8	10	25%	3	143%	2	1	-50%	25%	20%	300	171	8	5	-38%
Construction	29	32	10%	19	27	42%	-5	84%	3	1	-67%	10%	3%	124	38	29	32	10%
Contract/Comme	580	529	-9%	616	596	-3%	67	113%	34	22	-35%	8%	6%	70	50	427	366	-14%
Employment	24	21	-13%	19	28	47%	7	133%	7	2	-71%	30%	13%	350	114	23	15	-35%
Lieu of P. Writ	39	39	0%	42	39	-7%	0	100%	3	3	0%	13%	12%	92	92	23	26	13%
Medical Malprac	60	56	-7%	60	63	5%	7	113%	22	10	-55%	22%	10%	440	214	99	96	-3%
Name Change	233	231	-1%	242	232	-4%	1	100%	0	0	0%	0%	0%	0	0	33	34	3%
Other Insurance	88	72	-18%	98	74	-24%	2	103%	8	10	25%	15%	20%	109	167	54	50	-7%
Other MCL	0	0	0%	0	0	0%	0	100%	0	0	0%	0%	0%	0	0	0	0	0%
Other Track 1	340	280	-18%	284	300	6%	20	107%	16	7	-56%	13%	8%	56	30	128	93	-27%
Other Track 3	121	105	-13%	137	107	-22%	2	102%	12	10	-17%	10%	8%	119	114	121	121	0%
Other Track 4	25	12	-52%	29	28	-3%	16	233%	18	13	-28%	43%	48%	864	1,300	42	27	-36%
Personal Injury	1,063	1,147	8%	1,082	1,040	-4%	-107	91%	174	145	-17%	14%	10%	196	152	1,287	1,391	8%
Prod Liability	21	24	14%	23	29	26%	5	121%	2	3	50%	6%	11%	114	150	32	27	-16%
Prof Malpractic	41	25	-39%	57	40	-30%	15	160%	7	4	-43%	13%	8%	205	192	52	50	-4%
PIP Coverage	14	12	-14%	16	11	-31%	-1	92%	1	3	200%	13%	33%	86	300	8	9	13%
Real Property	34	42	24%	27	29	7%	-13	69%	5	0	-100%	28%	0%	176	0	18	31	72%
Tort Other	138	147	7%	150	151	1%	4	103%	15	13	-13%	11%	10%	130	106	134	125	-7%
Toxic Tort	8	2	-75%	2	8	300%	6	400%	0	1		0%	25%	0	600	10	4	-60%
UM/UIIM Bod Inj	87	95	9%	74	91	23%	-4	96%	6	7	17%	7%	7%	83	88	91	99	9%
Total	6,509	6,082	-7%	6,624	6,457	-3%	375	106%	788	626	-21%	13%	11%	145	124	6,210	5,835	-6%

NOTE: Some Multicounty Litigation (MCL) cases were transferred in November 2014: Atlantic to Bergen = 8,935; Atlantic to Middlesex = 4,070.

CIVIL BACKLOG SUMMARY BY CASETYPE

JUNE 2015

HUDSON

	Cases in Backlog															
	Track 1					Track 2				Track 3			Track 4			Total Backlog
	12 to 18 months	18 to 24 months	24 to 36 months	over 36 months	Total Track 1	18 to 24 months	24 to 36 months	over 36 months	Total Track 2	24 to 36 months	over 36 months	Total Track 3	24 to 36 months	over 36 months	Total Track 4	
Act on Neg Inst	0	1	0	0	1	0	0	0	0	0	0	0	0	0	0	1
Asbestos	0	0	0	0	0	0	0	0	0	0	0	0	0	0	0	0
Assault & Bat	0	0	0	0	0	0	0	0	0	3	1	4	0	0	0	4
Auto - Pers Inj	0	0	0	0	0	272	53	2	327	0	0	0	0	0	0	327
Auto - Property	0	0	0	0	0	1	0	0	1	0	0	0	0	0	0	1
Book Account	20	7	0	0	27	0	0	0	0	0	0	0	0	0	0	27
Civil Rights	0	0	0	0	0	0	0	0	0	4	0	4	0	0	0	4
Complex Comme	0	0	0	0	0	0	0	0	0	0	0	0	4	3	7	7
Condemnation	0	0	0	0	0	0	0	0	0	1	0	1	0	0	0	1
Construction	0	0	0	0	0	1	0	0	1	0	0	0	0	0	0	1
Contract/Comme	0	0	0	0	0	15	5	2	22	0	0	0	0	0	0	22
Employment	0	0	0	0	0	0	2	0	2	0	0	0	0	0	0	2
Lieu of P. Writ	0	0	0	0	0	0	0	0	0	0	0	0	0	3	3	3
Medical Malprac	0	0	0	0	0	0	0	0	0	8	2	10	0	0	0	10
Name Change	0	0	0	0	0	0	0	0	0	0	0	0	0	0	0	0
Other Insurance	7	1	1	1	10	0	0	0	0	0	0	0	0	0	0	10
Other MCL	0	0	0	0	0	0	0	0	0	0	0	0	0	0	0	0
Other Track 1	4	1	2	0	7	0	0	0	0	0	0	0	0	0	0	7
Other Track 3	0	0	0	0	0	0	0	0	0	9	1	10	0	0	0	10
Other Track 4	0	0	0	0	0	0	0	0	0	0	0	0	6	7	13	13
Personal Injury	0	0	0	0	0	120	23	2	145	0	0	0	0	0	0	145
Prod Liability	0	0	0	0	0	0	0	0	0	3	0	3	0	0	0	3
Prof Malpractic	0	0	0	0	0	0	0	0	0	3	1	4	0	0	0	4
PIP Coverage	2	1	0	0	3	0	0	0	0	0	0	0	0	0	0	3
Real Property	0	0	0	0	0	0	0	0	0	0	0	0	0	0	0	0
Tort Other	0	0	0	0	0	10	3	0	13	0	0	0	0	0	0	13
Toxic Tort	0	0	0	0	0	0	0	0	0	1	0	1	0	0	0	1
UM/UIM Bod Inj	0	0	0	0	0	7	0	0	7	0	0	0	0	0	0	7
Total	33	11	3	1	48	426	86	6	518	32	5	37	10	13	23	626

NOTE: Some Multicounty Litigation (MCL) cases were transferred in November 2014: Atlantic to Bergen = 8,935; Atlantic to Middlesex = 4,070.

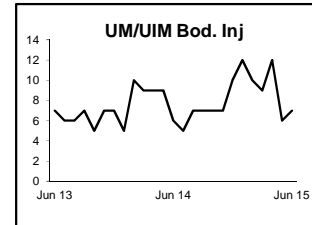
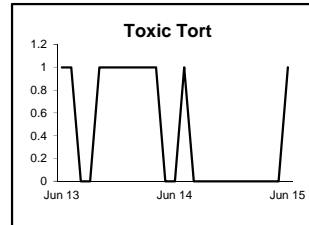
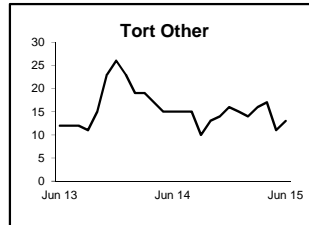
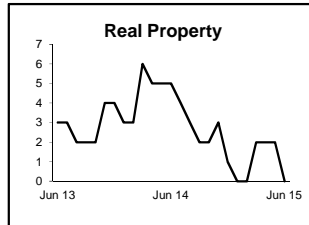
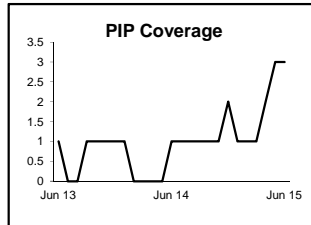
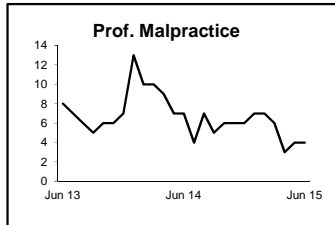
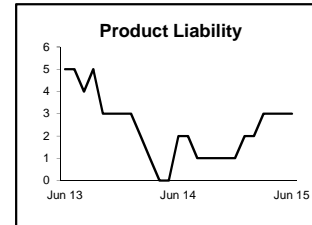
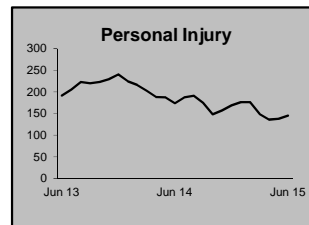
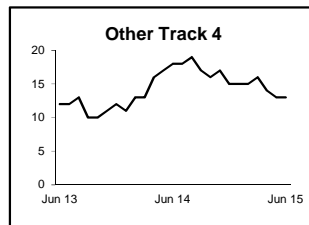
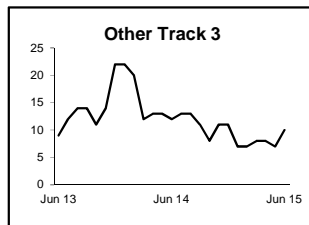
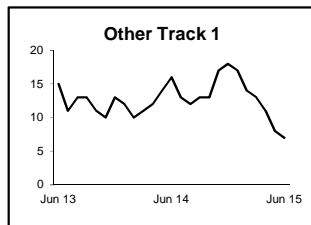
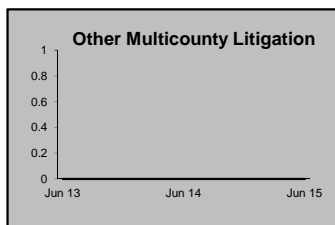
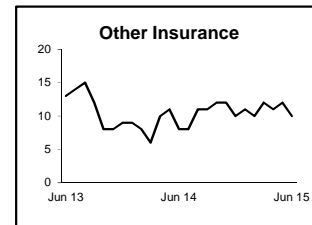
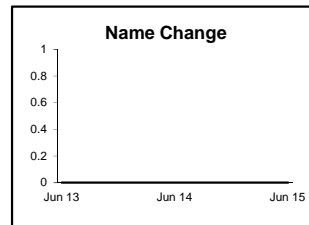
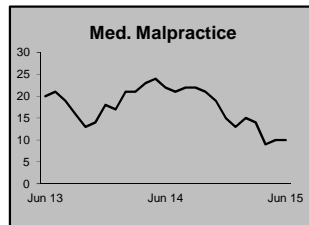
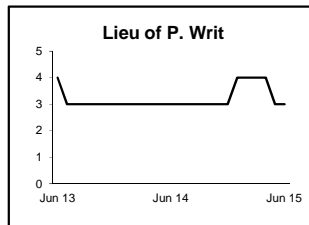
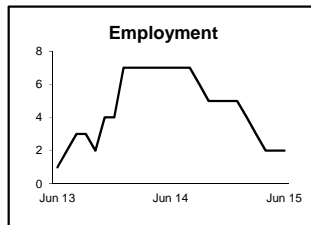
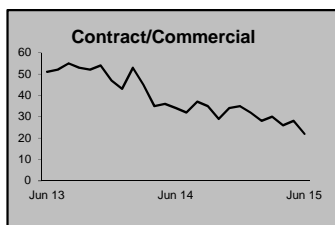
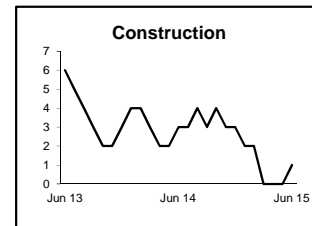
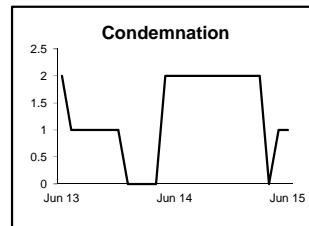
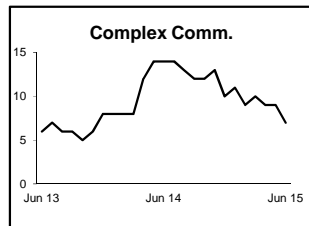
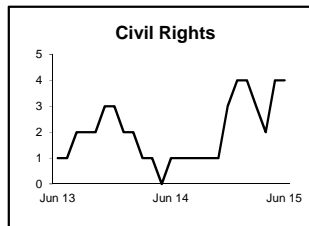
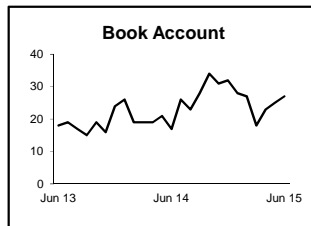
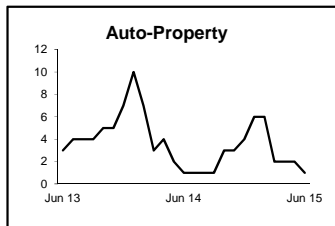
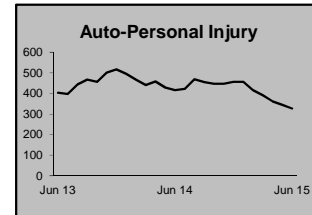
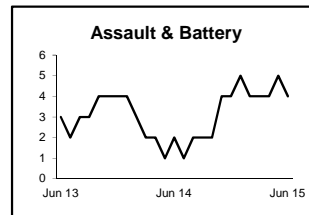
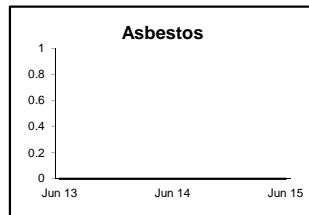
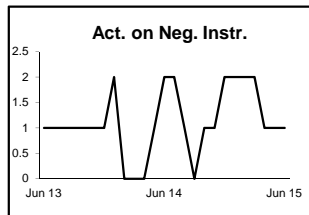
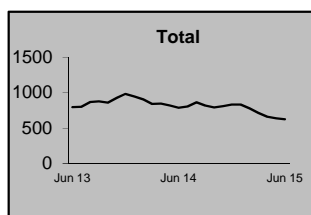
CIVIL RESOLUTION SUMMARY BY CASETYPE
JULY 2014 - JUNE 2015
HUDSON

	Trial			Summary					Total	Percent resolved by						Monthly Resolutions
	Jury	Nonjury	Total	Judgment	Settlement	Default Judgment	Dismiss	Other		Trial	Sum Jud	Settle	Default J	Dismiss	Other	
Act on Neg Inst	0	0	0	1	10	7	8	0	26	0%	4%	38%	27%	31%	0%	
Asbestos	0	0	0	0	0	0	0	0	0	0%	0%	0%	0%	0%	0%	
Assault & Bat	0	0	0	1	8	0	2	0	11	0%	9%	73%	0%	18%	0%	
Auto - Pers Inj	51	0	51	11	1,862	26	718	68	2,736	2%	0%	68%	1%	26%	2%	
Auto - Property	0	0	0	0	22	5	10	0	37	0%	0%	59%	14%	27%	0%	
Book Account	0	2	2	9	142	228	306	10	697	0%	1%	20%	33%	44%	1%	
Civil Rights	0	0	0	3	8	0	7	8	26	0%	12%	31%	0%	27%	31%	
Complex Commer	1	0	1	0	17	2	1	0	21	5%	0%	81%	10%	5%	0%	
Condemnation	1	0	1	0	3	0	6	0	10	10%	0%	30%	0%	60%	0%	
Construction	1	1	2	0	15	1	9	0	27	7%	0%	56%	4%	33%	0%	
Contract/Commer	3	7	10	12	214	107	234	19	596	2%	2%	36%	18%	39%	3%	
Employment	0	0	0	2	15	0	6	5	28	0%	7%	54%	0%	21%	18%	
Lieu of P. Writ	0	6	6	3	7	0	16	7	39	15%	8%	18%	0%	41%	18%	
Medical Malprac	5	0	5	2	37	0	16	3	63	8%	3%	59%	0%	25%	5%	
Name Change	0	0	0	0	0	0	10	222	232	0%	0%	0%	0%	4%	96%	
Other Insurance	1	1	2	4	36	3	27	2	74	3%	5%	49%	4%	36%	3%	
Other MCL	0	0	0	0	0	0	0	0	0	0%	0%	0%	0%	0%	0%	
Other Track 1	0	2	2	1	86	35	56	120	300	1%	0%	29%	12%	19%	40%	
Other Track 3	1	0	1	5	61	1	21	18	107	1%	5%	57%	1%	20%	17%	
Other Track 4	0	0	0	0	19	2	7	0	28	0%	0%	68%	7%	25%	0%	
Personal Injury	12	2	14	27	683	26	258	32	1,040	1%	3%	66%	3%	25%	3%	
Prod Liability	0	0	0	1	21	0	6	1	29	0%	3%	72%	0%	21%	3%	
Prof Malpractic	0	0	0	3	23	0	13	1	40	0%	8%	58%	0%	33%	3%	
PIP Coverage	0	0	0	0	5	0	5	1	11	0%	0%	45%	0%	45%	9%	
Real Property	0	1	1	0	15	2	9	2	29	3%	0%	52%	7%	31%	7%	
Tort Other	1	2	3	1	65	16	59	7	151	2%	1%	43%	11%	39%	5%	
Toxic Tort	0	0	0	0	5	0	3	0	8	0%	0%	63%	0%	38%	0%	
UM/UIIM Bod Inj	0	0	0	0	57	3	29	2	91	0%	0%	63%	3%	32%	2%	
Total	77	24	101	86	3,436	464	1,842	528	6,457	2%	1%	53%	7%	29%	8%	

NOTE: Some Multicounty Litigation (MCL) cases were transferred in November 2014: Atlantic to Bergen = 8,935; Atlantic to Middlesex = 4,070.

**CIVIL BACKLOG BY CASETYPE
JUNE 2015
HUDSON**

	Total	Backlog	% chg
Jun 13		798	
Jun 14		788	-1%
Jun 15		626	-21%



1) Casetypes with the state's largest backlogs are highlighted.

2) Some Multicounty Litigation (MCL) cases were transferred in November 2014: Atlantic to Bergen = 8,935; Atlantic to Middlesex = 4,070.

CIVIL CASELOAD SUMMARY BY CASETYPE
JULY 2014 - JUNE 2015
HUNTERDON

	Filings			Resolutions			Clearance		Backlog			Backlog Percent		Backlog Per 100 Monthly Filings		Active Pending		
	Jul 2013 to Jun 2014	Jul 2014 to Jun 2015	percent change	Jul 2013 to Jun 2014	Jul 2014 to Jun 2015	percent change	Jul 2014 - Jun 2015		Jun 2014	Jun 2015	percent change	Jun 2014	Jun 2015	Jun 2014	Jun 2015	Jun 2014	Jun 2015	percent change
	number	percent																
Act on Neg Inst	3	1	-67%	4	1	-75%	0	100%	0	0	0%	0%	0%	0	0	1	1	0%
Asbestos	0	0	0%	0	0	0%	0	100%	0	0	0%	0%	0%	0	0	0	0	0%
Assault & Bat	0	0	0%	0	2		2	100%	2	0	-100%	67%	0%	0	0	3	0	-100%
Auto - Pers Inj	68	66	-3%	73	84	15%	18	127%	28	23	-18%	27%	26%	494	418	104	88	-15%
Auto - Property	5	5	0%	7	5	-29%	0	100%	1	0	-100%	20%	0%	240	0	5	5	0%
Book Account	152	151	-1%	164	143	-13%	-8	95%	0	4		0%	5%	0	32	77	84	9%
Civil Rights	0	3		0	3		0	100%	1	1	0%	50%	50%	0	400	2	2	0%
Complex Comme	4	3	-25%	3	1	-67%	-2	33%	0	0	0%	0%	0%	0	0	2	4	100%
Condemnation	1	7	600%	0	7		0	100%	1	1	0%	50%	100%	1,200	171	2	1	-50%
Construction	11	11	0%	10	13	30%	2	118%	2	1	-50%	20%	13%	218	109	10	8	-20%
Contract/Comme	131	129	-2%	121	125	3%	-4	97%	5	9	80%	5%	9%	46	84	92	98	7%
Employment	7	2	-71%	5	5	0%	3	250%	2	2	0%	29%	50%	343	1,200	7	4	-43%
Lieu of P. Writ	8	5	-38%	5	13	160%	8	260%	3	3	0%	25%	75%	450	720	12	4	-67%
Medical Malprac	14	8	-43%	12	16	33%	8	200%	11	7	-36%	38%	33%	943	1,050	29	21	-28%
Name Change	35	40	14%	29	47	62%	7	118%	0	0	0%	0%	0%	0	0	8	1	-88%
Other Insurance	14	7	-50%	7	6	-14%	-1	86%	1	3	200%	11%	43%	86	514	9	7	-22%
Other MCL	0	0	0%	0	0	0%	0	100%	0	0	0%	0%	0%	0	0	0	0	0%
Other Track 1	61	69	13%	43	73	70%	4	106%	2	1	-50%	7%	5%	39	17	29	21	-28%
Other Track 3	20	13	-35%	22	21	-5%	8	162%	3	4	33%	12%	24%	180	369	25	17	-32%
Other Track 4	3	4	33%	0	3		-1	75%	0	1		0%	25%	0	300	3	4	33%
Personal Injury	60	57	-5%	65	64	-2%	7	112%	25	28	12%	27%	33%	500	589	92	86	-7%
Prod Liability	1	4	300%	4	2	-50%	-2	50%	0	2		0%	40%	0	600	3	5	67%
Prof Malpractic	6	9	50%	8	9	13%	0	100%	1	1	0%	14%	11%	200	133	7	9	29%
PIP Coverage	1	1	0%	1	0	-100%	-1	0%	0	0	0%	0%	0%	0	0	0	1	
Real Property	3	6	100%	1	6	500%	0	100%	1	1	0%	25%	25%	400	200	4	4	0%
Tort Other	21	21	0%	18	24	33%	3	114%	1	2	100%	5%	11%	57	114	19	18	-5%
Toxic Tort	0	0	0%	0	0	0%	0	100%	0	0	0%	0%	0%	0	0	0	0	0%
UM/UIB Bod Inj	1	4	300%	0	3		-1	75%	0	0	0%	0%	0%	0	0	1	2	100%
Total	630	626	-1%	602	676	12%	50	108%	90	94	4%	16%	19%	171	180	546	495	-9%

NOTE: Some Multicounty Litigation (MCL) cases were transferred in November 2014: Atlantic to Bergen = 8,935; Atlantic to Middlesex = 4,070.

CIVIL BACKLOG SUMMARY BY CASETYPE

JUNE 2015

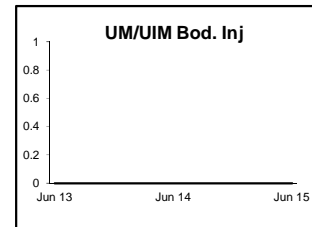
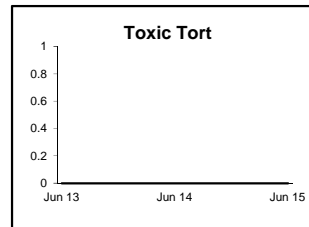
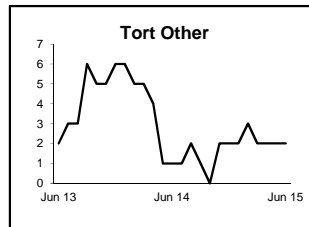
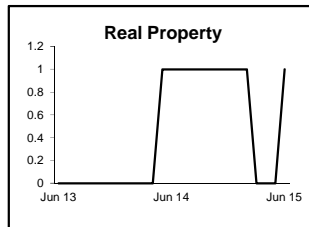
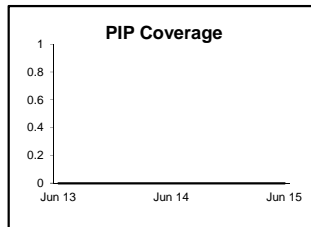
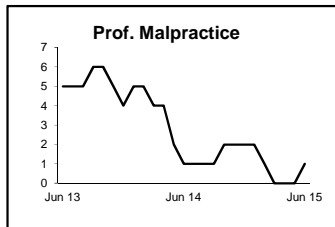
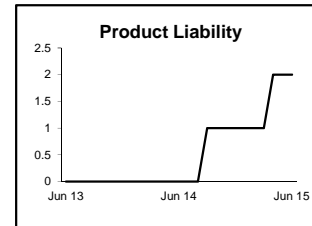
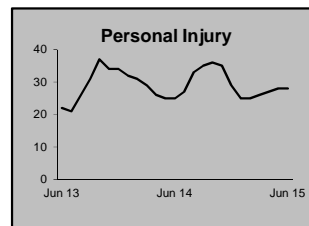
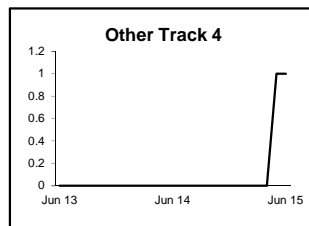
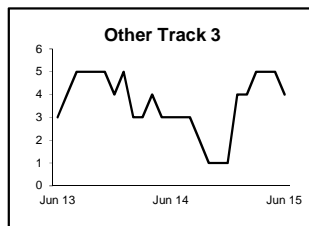
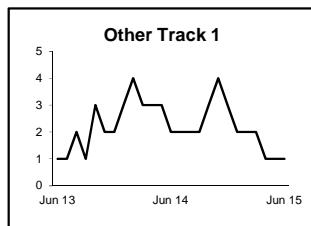
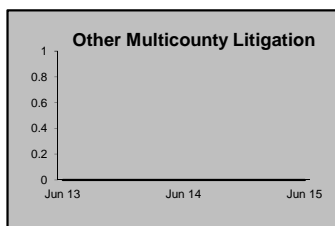
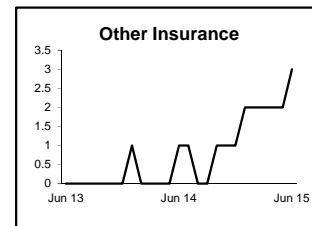

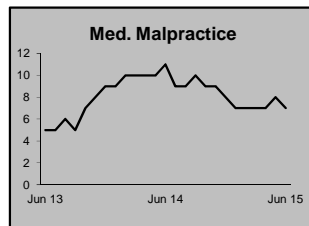
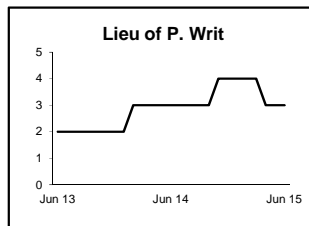
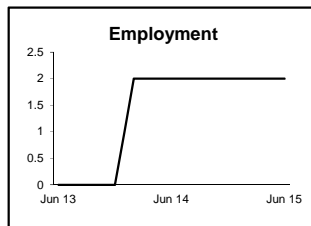
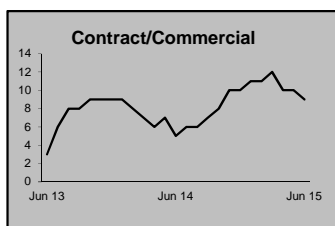
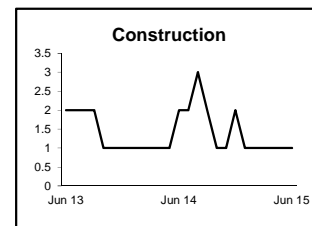
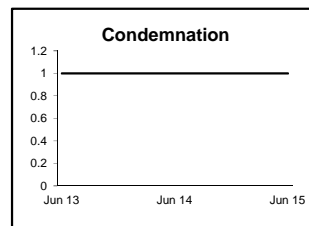
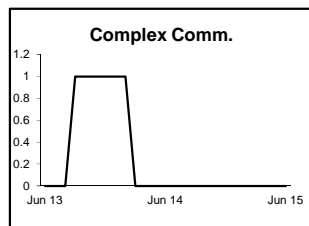
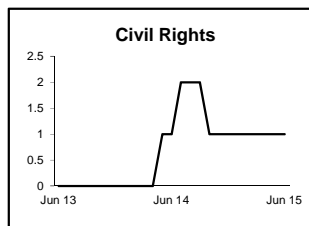
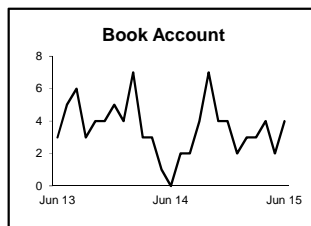
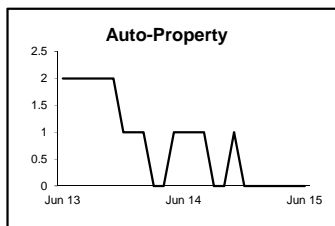
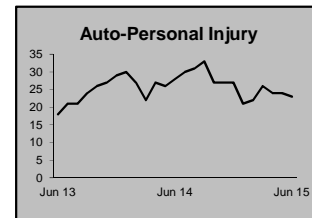
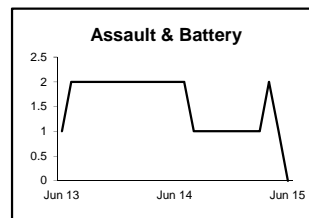
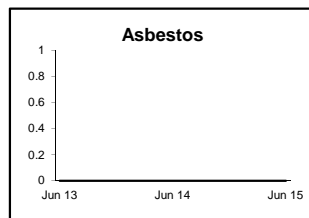
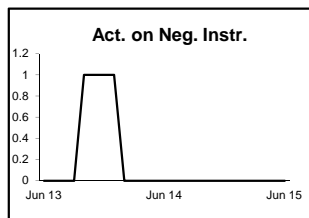
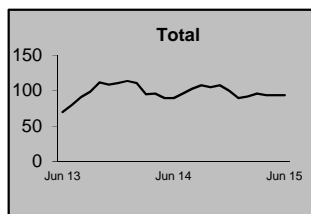
HUNTERDON

	Cases in Backlog															
	Track 1					Track 2				Track 3			Track 4			Total Backlog
	12 to 18 months	18 to 24 months	24 to 36 months	over 36 months	Total Track 1	18 to 24 months	24 to 36 months	over 36 months	Total Track 2	24 to 36 months	over 36 months	Total Track 3	24 to 36 months	over 36 months	Total Track 4	
Act on Neg Inst	0	0	0	0	0	0	0	0	0	0	0	0	0	0	0	0
Asbestos	0	0	0	0	0	0	0	0	0	0	0	0	0	0	0	0
Assault & Bat	0	0	0	0	0	0	0	0	0	0	0	0	0	0	0	0
Auto - Pers Inj	0	0	0	0	0	13	10	0	23	0	0	0	0	0	0	23
Auto - Property	0	0	0	0	0	0	0	0	0	0	0	0	0	0	0	0
Book Account	3	0	1	0	4	0	0	0	0	0	0	0	0	0	0	4
Civil Rights	0	0	0	0	0	0	0	0	0	1	0	1	0	0	0	1
Complex Comme	0	0	0	0	0	0	0	0	0	0	0	0	0	0	0	0
Condemnation	0	0	0	0	0	0	0	0	0	0	1	1	0	0	0	1
Construction	0	0	0	0	0	0	1	0	1	0	0	0	0	0	0	1
Contract/Comme	0	0	0	0	0	4	4	1	9	0	0	0	0	0	0	9
Employment	0	0	0	0	0	0	2	0	2	0	0	0	0	0	0	2
Lieu of P. Writ	0	0	0	0	0	0	0	0	0	0	0	0	1	2	3	3
Medical Malprac	0	0	0	0	0	0	0	0	0	5	2	7	0	0	0	7
Name Change	0	0	0	0	0	0	0	0	0	0	0	0	0	0	0	0
Other Insurance	2	1	0	0	3	0	0	0	0	0	0	0	0	0	0	3
Other MCL	0	0	0	0	0	0	0	0	0	0	0	0	0	0	0	0
Other Track 1	0	0	1	0	1	0	0	0	0	0	0	0	0	0	0	1
Other Track 3	0	0	0	0	0	0	0	0	0	4	0	4	0	0	0	4
Other Track 4	0	0	0	0	0	0	0	0	0	0	0	0	1	0	1	1
Personal Injury	0	0	0	0	0	14	10	4	28	0	0	0	0	0	0	28
Prod Liability	0	0	0	0	0	0	0	0	0	2	0	2	0	0	0	2
Prof Malpractic	0	0	0	0	0	0	0	0	0	1	0	1	0	0	0	1
PIP Coverage	0	0	0	0	0	0	0	0	0	0	0	0	0	0	0	0
Real Property	1	0	0	0	1	0	0	0	0	0	0	0	0	0	0	1
Tort Other	0	0	0	0	0	1	1	0	2	0	0	0	0	0	0	2
Toxic Tort	0	0	0	0	0	0	0	0	0	0	0	0	0	0	0	0
UM/UIIM Bod Inj	0	0	0	0	0	0	0	0	0	0	0	0	0	0	0	0
Total	6	1	2	0	9	32	28	5	65	13	3	16	2	2	4	94

NOTE: Some Multicounty Litigation (MCL) cases were transferred in November 2014: Atlantic to Bergen = 8,935; Atlantic to Middlesex = 4,070.

**CIVIL BACKLOG BY CASETYPE
JUNE 2015
HUNTERDON**

	Total	% chg
Jun 13	70	
Jun 14	90	29%
Jun 15	94	4%



1) Casetypes with the state's largest backlogs are highlighted.

2) Some Multicounty Litigation (MCL) cases were transferred in November 2014: Atlantic to Bergen = 8,935; Atlantic to Middlesex = 4,070.

CIVIL CASELOAD SUMMARY BY CASETYPE
JULY 2014 - JUNE 2015
MERCER

	Filings			Resolutions			Clearance		Backlog			Backlog Percent		Backlog Per 100 Monthly Filings		Active Pending		
	Jul 2013 to Jun 2014	Jul 2014 to Jun 2015	percent change	Jul 2013 to Jun 2014	Jul 2014 to Jun 2015	percent change	Jul 2014 - Jun 2015		Jun 2014	Jun 2015	percent change	Jun 2014	Jun 2015	Jun 2014	Jun 2015	Jun 2014	Jun 2015	percent change
	number	percent																
Act on Neg Inst	8	17	113%	11	14	27%	-3	82%	2	1	-50%	33%	13%	300	71	6	8	33%
Asbestos	11	4	-64%	11	3	-73%	-1	75%	0	0	0%	0%	0%	0	0	0	0	0%
Assault & Bat	3	6	100%	4	7	75%	1	117%	4	5	25%	44%	63%	1,600	1,000	9	8	-11%
Auto - Pers Inj	943	877	-7%	896	938	5%	61	107%	284	268	-6%	23%	23%	361	367	1,233	1,182	-4%
Auto - Property	21	31	48%	23	21	-9%	-10	68%	4	2	-50%	20%	6%	229	77	20	31	55%
Book Account	521	635	22%	466	590	27%	-45	93%	6	13	117%	2%	4%	14	25	264	308	17%
Civil Rights	14	21	50%	21	15	-29%	-6	71%	6	6	0%	32%	24%	514	343	19	25	32%
Complex Comme	4	7	75%	6	7	17%	0	100%	5	5	0%	38%	36%	1,500	857	13	14	8%
Condemnation	1	1	0%	8	3	-63%	2	300%	3	1	-67%	75%	50%	3,600	1,200	4	2	-50%
Construction	15	25	67%	18	15	-17%	-10	60%	2	3	50%	11%	11%	160	144	19	28	47%
Contract/Comme	310	298	-4%	345	299	-13%	1	100%	28	30	7%	11%	12%	108	121	244	242	-1%
Employment	28	26	-7%	23	25	9%	-1	96%	4	3	-25%	17%	13%	171	138	24	24	0%
Lieu of P. Writ	27	26	-4%	37	27	-27%	1	104%	3	1	-67%	17%	7%	133	46	18	15	-17%
Medical Malprac	47	31	-34%	42	42	0%	11	135%	32	35	9%	30%	36%	817	1,355	106	96	-9%
Name Change	117	108	-8%	114	108	-5%	0	100%	0	0	0%	0%	0%	0	0	13	13	0%
Other Insurance	47	53	13%	38	41	8%	-12	77%	5	2	-60%	17%	5%	128	45	30	43	43%
Other MCL	0	0	0%	0	0	0%	0	100%	0	0	0%	0%	0%	0	0	0	0	0%
Other Track 1	309	289	-6%	284	299	5%	10	103%	13	7	-46%	11%	6%	50	29	123	110	-11%
Other Track 3	103	96	-7%	98	94	-4%	-2	98%	25	31	24%	20%	24%	291	388	125	128	2%
Other Track 4	27	25	-7%	23	21	-9%	-4	84%	12	12	0%	30%	26%	533	576	40	47	18%
Personal Injury	367	484	32%	429	418	-3%	-66	86%	144	112	-22%	26%	18%	471	278	546	607	11%
Prod Liability	10	7	-30%	7	19	171%	12	271%	14	8	-43%	44%	40%	1,680	1,371	32	20	-38%
Prof Malpractic	28	40	43%	34	41	21%	1	103%	16	13	-19%	30%	23%	686	390	54	56	4%
PIP Coverage	10	8	-20%	9	8	-11%	0	100%	2	0	-100%	33%	0%	240	0	6	6	0%
Real Property	13	8	-38%	18	14	-22%	6	175%	2	1	-50%	25%	33%	185	150	8	3	-63%
Tort Other	70	80	14%	98	75	-23%	-5	94%	12	7	-42%	20%	11%	206	105	61	63	3%
Toxic Tort	0	3		1	1	0%	-2	33%	0	0	0%	0%	0%	0	0	0	1	
UM/UIIM Bod Inj	44	53	20%	36	43	19%	-10	81%	7	10	43%	13%	15%	191	226	54	65	20%
Total	3,098	3,259	5%	3,100	3,188	3%	-71	98%	635	576	-9%	21%	18%	246	212	3,071	3,145	2%

NOTE: Some Multicounty Litigation (MCL) cases were transferred in November 2014: Atlantic to Bergen = 8,935; Atlantic to Middlesex = 4,070.

CIVIL BACKLOG SUMMARY BY CASETYPE

JUNE 2015

MERCER

	Cases in Backlog															
	Track 1					Track 2				Track 3			Track 4			Total Backlog
	12 to 18 months	18 to 24 months	24 to 36 months	over 36 months	Total Track 1	18 to 24 months	24 to 36 months	over 36 months	Total Track 2	24 to 36 months	over 36 months	Total Track 3	24 to 36 months	over 36 months	Total Track 4	
Act on Neg Inst	0	0	1	0	1	0	0	0	0	0	0	0	0	0	0	1
Asbestos	0	0	0	0	0	0	0	0	0	0	0	0	0	0	0	0
Assault & Bat	0	0	0	0	0	0	0	0	0	2	3	5	0	0	0	5
Auto - Pers Inj	0	0	0	0	0	152	95	21	268	0	0	0	0	0	0	268
Auto - Property	0	0	0	0	0	0	0	2	2	0	0	0	0	0	0	2
Book Account	11	1	1	0	13	0	0	0	0	0	0	0	0	0	0	13
Civil Rights	0	0	0	0	0	0	0	0	0	2	4	6	0	0	0	6
Complex Comme	0	0	0	0	0	0	0	0	0	0	0	0	1	4	5	5
Condemnation	0	0	0	0	0	0	0	0	0	0	1	1	0	0	0	1
Construction	0	0	0	0	0	2	1	0	3	0	0	0	0	0	0	3
Contract/Comme	0	0	0	0	0	12	13	5	30	0	0	0	0	0	0	30
Employment	0	0	0	0	0	0	2	1	3	0	0	0	0	0	0	3
Lieu of P. Writ	0	0	0	0	0	0	0	0	0	0	0	0	1	0	1	1
Medical Malprac	0	0	0	0	0	0	0	0	0	24	11	35	0	0	0	35
Name Change	0	0	0	0	0	0	0	0	0	0	0	0	0	0	0	0
Other Insurance	1	0	0	1	2	0	0	0	0	0	0	0	0	0	0	2
Other MCL	0	0	0	0	0	0	0	0	0	0	0	0	0	0	0	0
Other Track 1	5	1	0	1	7	0	0	0	0	0	0	0	0	0	0	7
Other Track 3	0	0	0	0	0	0	0	0	0	20	11	31	0	0	0	31
Other Track 4	0	0	0	0	0	0	0	0	0	0	0	0	4	8	12	12
Personal Injury	0	0	0	0	0	46	45	21	112	0	0	0	0	0	0	112
Prod Liability	0	0	0	0	0	0	0	0	0	3	5	8	0	0	0	8
Prof Malpractic	0	0	0	0	0	0	0	0	0	6	6	12	1	0	1	13
PIP Coverage	0	0	0	0	0	0	0	0	0	0	0	0	0	0	0	0
Real Property	0	0	0	1	1	0	0	0	0	0	0	0	0	0	0	1
Tort Other	0	0	0	0	0	2	2	3	7	0	0	0	0	0	0	7
Toxic Tort	0	0	0	0	0	0	0	0	0	0	0	0	0	0	0	0
UM/UIIM Bod Inj	0	0	0	0	0	7	3	0	10	0	0	0	0	0	0	10
Total	17	2	2	3	24	221	161	53	435	57	41	98	7	12	19	576

NOTE: Some Multicounty Litigation (MCL) cases were transferred in November 2014: Atlantic to Bergen = 8,935; Atlantic to Middlesex = 4,070.

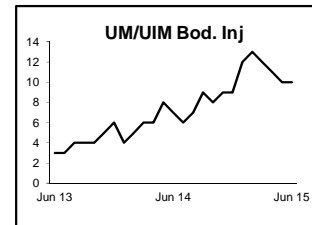
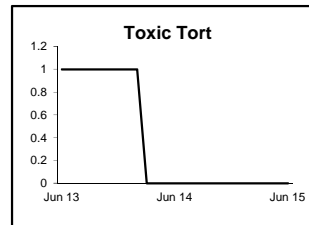
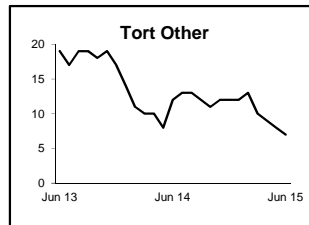
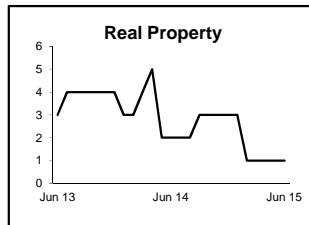
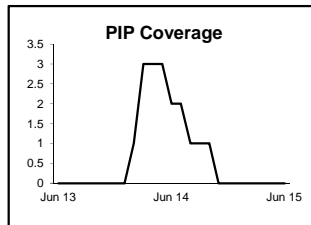
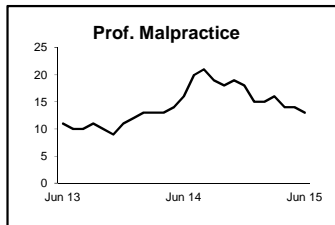
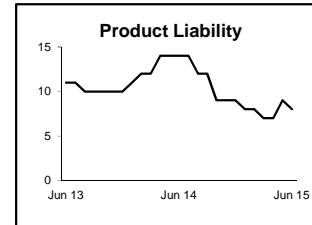
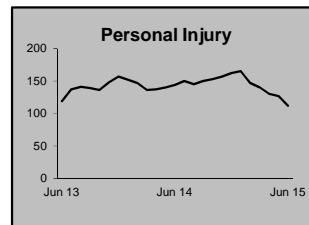
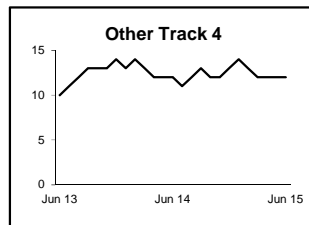
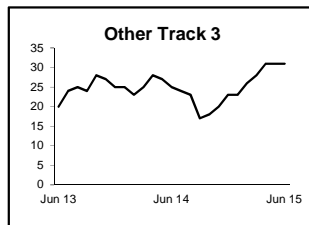
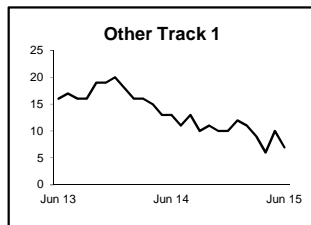
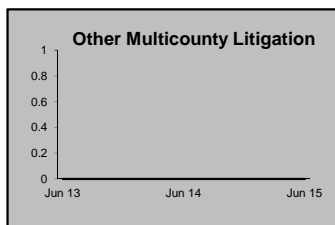
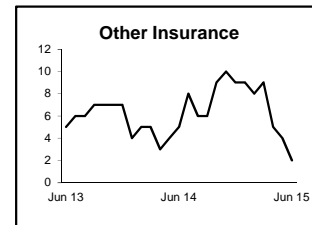
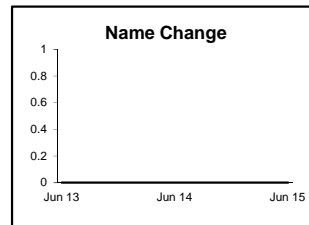
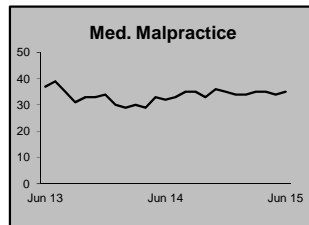
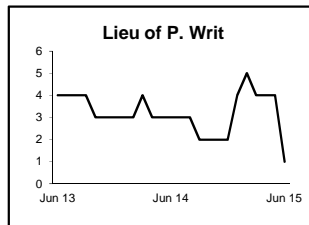
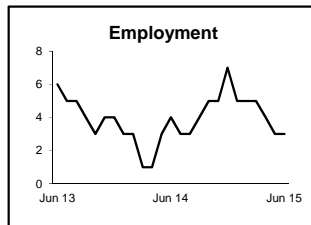
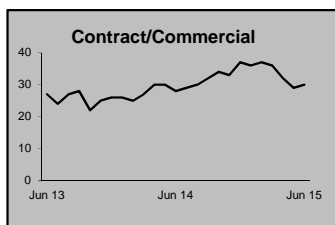
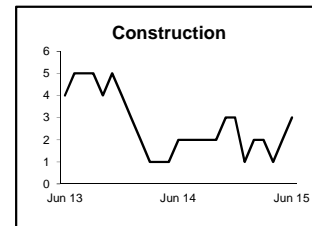
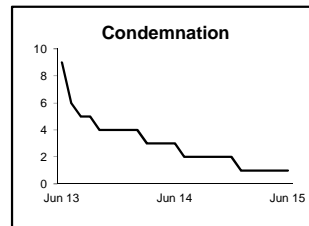
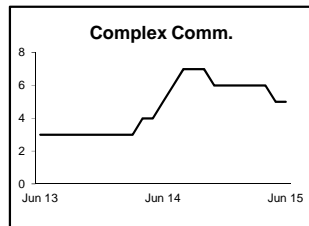
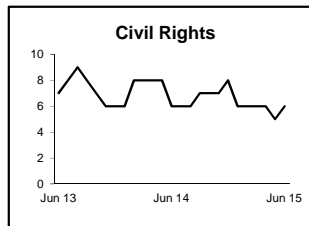
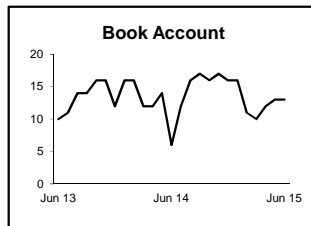
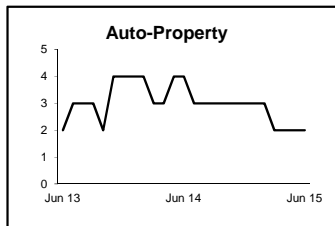
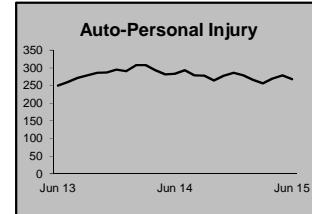
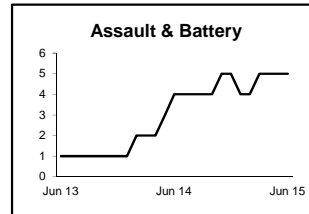
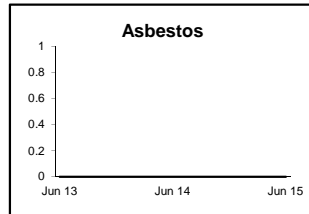
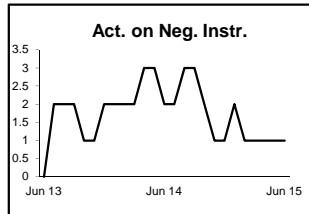
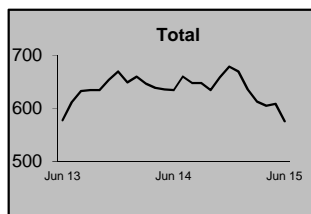
CIVIL RESOLUTION SUMMARY BY CASETYPE
JULY 2014 - JUNE 2015
MERCER

	Trial			Summary					Total	Percent resolved by						Monthly Resolutions
	Jury	Nonjury	Total	Judgment	Settlement	Default Judgment	Dismiss	Other		Trial	Sum Jud	Settle	Default J	Dismiss	Other	
Act on Neg Inst	0	0	0	1	2	2	5	4	14	0%	7%	14%	14%	36%	29%	<p>The 'Monthly Resolutions' section contains three line charts. The first chart, 'Trials', shows monthly counts from 14/06 to 15/06, with values ranging from 0 to 12. The second chart, 'Settlements', shows monthly counts from 14/06 to 15/06, with values ranging from 80 to 150. The third chart, 'Def Judg' and 'Dismiss', shows monthly counts from 14/06 to 15/06, with values ranging from 0 to 120. Each chart has a legend: Trials (squares), Sum Jud (diamonds), Settlements (squares), Def Judg (squares), and Dismiss (diamonds).</p>
Asbestos	0	0	0	0	0	0	0	3	3	0%	0%	0%	0%	0%	100%	
Assault & Bat	0	0	0	0	2	0	5	0	7	0%	0%	29%	0%	71%	0%	
Auto - Pers Inj	20	0	20	14	595	10	252	47	938	2%	1%	63%	1%	27%	5%	
Auto - Property	0	0	0	1	10	4	6	0	21	0%	5%	48%	19%	29%	0%	
Book Account	0	0	0	22	129	159	270	10	590	0%	4%	22%	27%	46%	2%	
Civil Rights	0	0	0	3	3	0	7	2	15	0%	20%	20%	0%	47%	13%	
Complex Commer	0	0	0	1	3	0	2	1	7	0%	14%	43%	0%	29%	14%	
Condemnation	0	0	0	0	2	0	1	0	3	0%	0%	67%	0%	33%	0%	
Construction	0	0	0	0	8	0	7	0	15	0%	0%	53%	0%	47%	0%	
Contract/Commer	2	2	4	13	91	65	119	7	299	1%	4%	30%	22%	40%	2%	
Employment	1	0	1	0	11	1	8	4	25	4%	0%	44%	4%	32%	16%	
Lieu of P. Writ	0	2	2	1	1	0	17	6	27	7%	4%	4%	0%	63%	22%	
Medical Malprac	3	0	3	4	24	1	9	1	42	7%	10%	57%	2%	21%	2%	
Name Change	0	0	0	0	0	0	34	74	108	0%	0%	0%	0%	31%	69%	
Other Insurance	0	1	1	2	16	2	13	7	41	2%	5%	39%	5%	32%	17%	
Other MCL	0	0	0	0	0	0	0	0	0	0%	0%	0%	0%	0%	0%	
Other Track 1	0	2	2	3	56	8	102	128	299	1%	1%	19%	3%	34%	43%	
Other Track 3	1	0	1	4	53	0	25	11	94	1%	4%	56%	0%	27%	12%	
Other Track 4	0	0	0	0	8	5	8	0	21	0%	0%	38%	24%	38%	0%	
Personal Injury	4	0	4	13	281	11	90	19	418	1%	3%	67%	3%	22%	5%	
Prod Liability	2	0	2	2	12	1	2	0	19	11%	11%	63%	5%	11%	0%	
Prof Malpractic	0	0	0	0	26	0	13	2	41	0%	0%	63%	0%	32%	5%	
PIP Coverage	0	0	0	0	7	0	1	0	8	0%	0%	88%	0%	13%	0%	
Real Property	0	0	0	0	6	1	6	1	14	0%	0%	43%	7%	43%	7%	
Tort Other	1	0	1	5	26	5	33	5	75	1%	7%	35%	7%	44%	7%	
Toxic Tort	0	0	0	0	0	0	1	0	1	0%	0%	0%	0%	100%	0%	
UM/UIIM Bod Inj	0	0	0	0	30	0	12	1	43	0%	0%	70%	0%	28%	2%	
Total	34	7	41	89	1,402	275	1,048	333	3,188	1%	3%	44%	9%	33%	10%	

NOTE: Some Multicounty Litigation (MCL) cases were transferred in November 2014: Atlantic to Bergen = 8,935; Atlantic to Middlesex = 4,070.

CIVIL BACKLOG BY CASETYPE JUNE 2015 MERCER

	Total Backlog	% chg
Jun 13	578	
Jun 14	635	10%
Jun 15	576	-9%



1) Casetypes with the state's largest backlogs are highlighted.

2) Some Multicounty Litigation (MCL) cases were transferred in November 2014: Atlantic to Bergen = 8,935; Atlantic to Middlesex = 4,070.

CIVIL CASELOAD SUMMARY BY CASETYPE
JULY 2014 - JUNE 2015
MIDDLESEX

	Filings			Resolutions			Clearance		Backlog			Backlog Percent		Backlog Per 100 Monthly Filings		Active Pending		
	Jul 2013 to Jun 2014	Jul 2014 to Jun 2015	percent change	Jul 2013 to Jun 2014	Jul 2014 to Jun 2015	percent change	Jul 2014 - Jun 2015		Jun 2014	Jun 2015	percent change	Jun 2014	Jun 2015	Jun 2014	Jun 2015	Jun 2014	Jun 2015	percent change
	number	percent																
Act on Neg Inst	63	30	-52%	59	46	-22%	16	153%	1	0	-100%	3%	0%	19	0	32	13	-59%
Asbestos	168	77	-54%	116	114	-2%	37	148%	129	143	11%	34%	42%	921	2,229	381	343	-10%
Assault & Bat	27	17	-37%	24	26	8%	9	153%	5	6	20%	14%	23%	222	424	35	26	-26%
Auto - Pers Inj	3,265	3,208	-2%	3,532	3,230	-9%	22	101%	522	573	10%	13%	15%	192	214	3,910	3,890	-1%
Auto - Property	57	55	-4%	57	63	11%	8	115%	4	7	75%	8%	16%	84	153	50	44	-12%
Book Account	1,072	1,000	-7%	1,127	991	-12%	-9	99%	9	14	56%	2%	3%	10	17	544	535	-2%
Civil Rights	32	36	13%	42	38	-10%	2	106%	2	5	150%	7%	19%	75	167	27	27	0%
Complex Comme	32	43	34%	34	42	24%	-1	98%	12	16	33%	23%	31%	450	447	52	52	0%
Condemnation	26	12	-54%	15	17	13%	5	142%	1	1	0%	6%	8%	46	100	17	12	-29%
Construction	48	65	35%	49	49	0%	-16	75%	7	9	29%	15%	14%	175	166	48	66	38%
Contract/Comme	1,037	945	-9%	1,048	1,040	-1%	95	110%	24	28	17%	3%	4%	28	36	731	673	-8%
Employment	47	47	0%	48	46	-4%	-1	98%	3	3	0%	9%	10%	77	77	34	30	-12%
Lieu of P. Writ	29	35	21%	34	47	38%	12	134%	0	2		0%	9%	0	69	31	23	-26%
Medical Malprac	123	110	-11%	122	134	10%	24	122%	79	50	-37%	34%	24%	771	545	229	210	-8%
Name Change	276	318	15%	278	317	14%	-1	100%	0	0	0%	0%	0%	0	0	44	45	2%
Other Insurance	96	74	-23%	115	69	-40%	-5	93%	5	11	120%	10%	26%	63	178	49	43	-12%
Other MCL	76	4,234	>999%	446	343	-23%	-3891	8%	602	4,066	575%	58%	83%	9,505	1,152	1,037	4,928	375%
Other Track 1	451	454	1%	432	421	-3%	-33	93%	8	6	-25%	4%	4%	21	16	180	170	-6%
Other Track 3	188	171	-9%	208	186	-11%	15	109%	16	17	6%	7%	8%	102	119	214	202	-6%
Other Track 4	16	46	188%	31	39	26%	-7	85%	15	20	33%	43%	50%	1,125	522	35	40	14%
Personal Injury	1,145	1,176	3%	1,321	1,169	-12%	-7	99%	230	226	-2%	16%	15%	241	231	1,467	1,470	0%
Prod Liability	45	38	-16%	56	64	14%	26	168%	17	15	-12%	21%	24%	453	474	82	63	-23%
Prof Malpractic	51	56	10%	66	71	8%	15	127%	19	16	-16%	20%	18%	447	343	94	91	-3%
PIP Coverage	38	29	-24%	36	31	-14%	2	107%	4	3	-25%	18%	16%	126	124	22	19	-14%
Real Property	49	48	-2%	43	46	7%	-2	96%	2	1	-50%	8%	4%	49	25	26	26	0%
Tort Other	172	138	-20%	173	154	-11%	16	112%	17	14	-18%	11%	10%	119	122	153	138	-10%
Toxic Tort	1	1	0%	5	3	-40%	2	300%	2	0	-100%	67%	0%	2,400	0	3	1	-67%
UM/UIIM Bod Inj	160	171	7%	175	162	-7%	-9	95%	18	36	100%	10%	17%	135	253	188	214	14%
Total	8,790	12,634	44%	9,692	8,958	-8%	-3676	71%	1,753	5,288	202%	18%	39%	239	502	9,715	13,394	38%

NOTE: Some Multicounty Litigation (MCL) cases were transferred in November 2014: Atlantic to Bergen = 8,935; Atlantic to Middlesex = 4,070.

CIVIL BACKLOG SUMMARY BY CASETYPE

JUNE 2015

MIDDLESEX

	Cases in Backlog															
	Track 1					Track 2				Track 3			Track 4			Total Backlog
	12 to 18 months	18 to 24 months	24 to 36 months	over 36 months	Total Track 1	18 to 24 months	24 to 36 months	over 36 months	Total Track 2	24 to 36 months	over 36 months	Total Track 3	24 to 36 months	over 36 months	Total Track 4	
Act on Neg Inst	0	0	0	0	0	0	0	0	0	0	0	0	0	0	0	0
Asbestos	0	0	0	0	0	0	0	0	0	0	0	0	77	66	143	143
Assault & Bat	0	0	0	0	0	0	0	0	0	6	0	6	0	0	0	6
Auto - Pers Inj	0	0	0	0	0	430	136	7	573	0	0	0	0	0	0	573
Auto - Property	0	0	0	0	0	5	2	0	7	0	0	0	0	0	0	7
Book Account	10	1	3	0	14	0	0	0	0	0	0	0	0	0	0	14
Civil Rights	0	0	0	0	0	0	0	0	0	5	0	5	0	0	0	5
Complex Comme	0	0	0	0	0	0	0	0	0	0	0	0	13	3	16	16
Condemnation	0	0	0	0	0	0	0	0	0	0	1	1	0	0	0	1
Construction	0	0	0	0	0	5	4	0	9	0	0	0	0	0	0	9
Contract/Comme	0	0	0	0	0	19	9	0	28	0	0	0	0	0	0	28
Employment	0	0	0	0	0	1	2	0	3	0	0	0	0	0	0	3
Lieu of P. Writ	0	0	0	0	0	0	0	0	0	0	0	0	2	0	2	2
Medical Malprac	0	0	0	0	0	0	0	0	0	28	22	50	0	0	0	50
Name Change	0	0	0	0	0	0	0	0	0	0	0	0	0	0	0	0
Other Insurance	7	2	2	0	11	0	0	0	0	0	0	0	0	0	0	11
Other MCL	0	0	0	0	0	0	0	0	0	0	0	0	1,179	2,887	4,066	4,066
Other Track 1	3	3	0	0	6	0	0	0	0	0	0	0	0	0	0	6
Other Track 3	0	0	0	0	0	0	0	0	0	15	2	17	0	0	0	17
Other Track 4	0	0	0	0	0	0	0	0	0	0	0	0	7	13	20	20
Personal Injury	0	0	0	0	0	161	59	6	226	0	0	0	0	0	0	226
Prod Liability	0	0	0	0	0	0	0	0	0	11	4	15	0	0	0	15
Prof Malpractic	0	0	0	0	0	0	0	0	0	13	3	16	0	0	0	16
PIP Coverage	1	1	1	0	3	0	0	0	0	0	0	0	0	0	0	3
Real Property	0	1	0	0	1	0	0	0	0	0	0	0	0	0	0	1
Tort Other	0	0	0	0	0	6	6	2	14	0	0	0	0	0	0	14
Toxic Tort	0	0	0	0	0	0	0	0	0	0	0	0	0	0	0	0
UM/UIIM Bod Inj	0	0	0	0	0	30	6	0	36	0	0	0	0	0	0	36
Total	21	8	6	0	35	657	224	15	896	78	32	110	1,278	2,969	4,247	5,288

NOTE: Some Multicounty Litigation (MCL) cases were transferred in November 2014: Atlantic to Bergen = 8,935; Atlantic to Middlesex = 4,070.

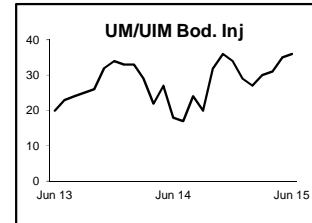
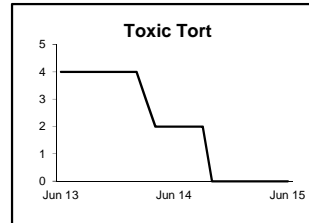
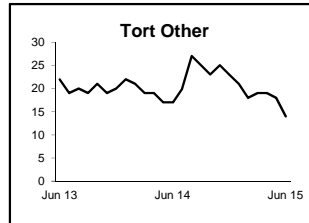
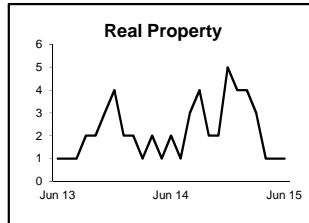
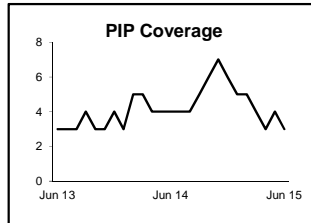
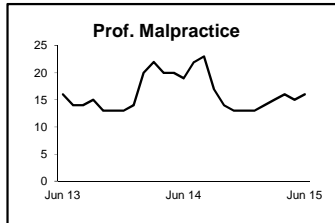
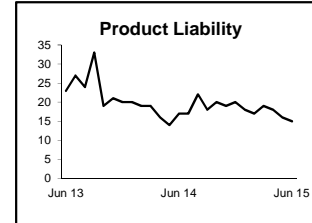
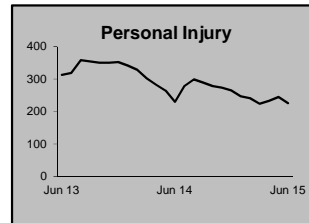
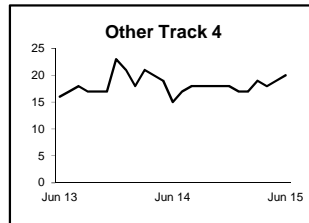
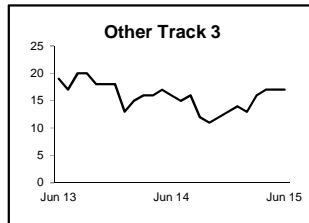
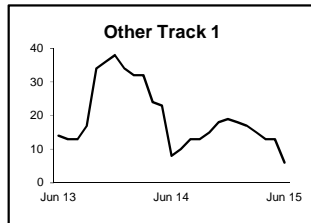
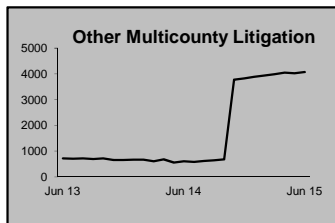
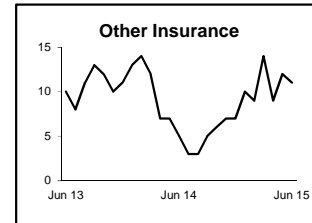

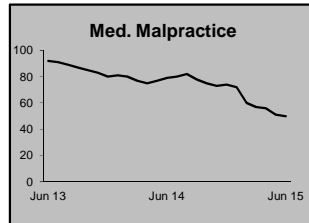
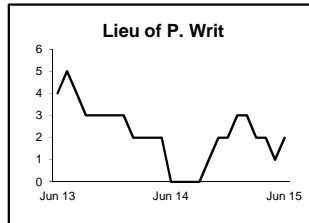
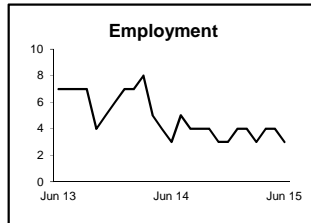
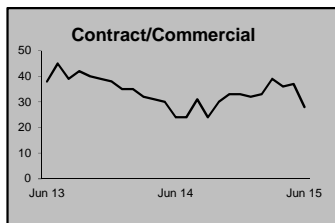
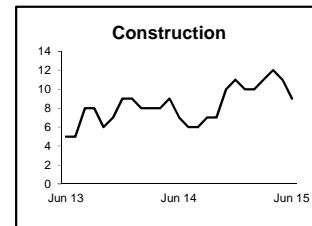
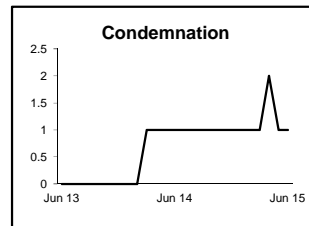
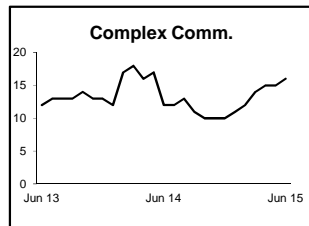
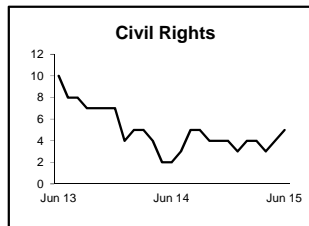
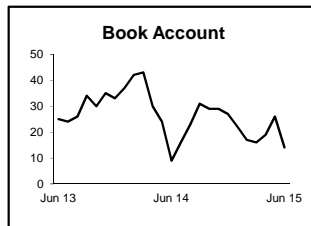
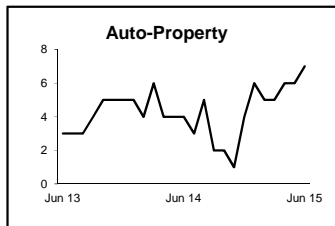
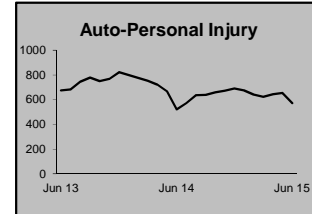
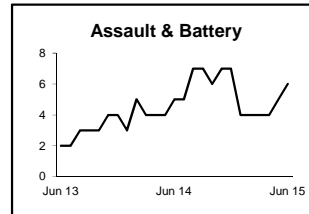
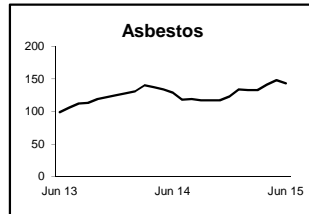
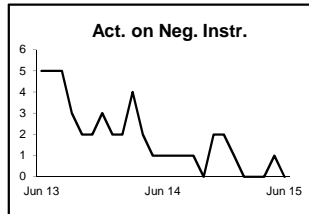
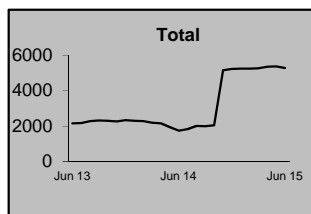
CIVIL RESOLUTION SUMMARY BY CASETYPE
JULY 2014 - JUNE 2015
MIDDLESEX

	Trial			Summary					Total	Percent resolved by						Monthly Resolutions
	Jury	Nonjury	Total	Judgment	Settlement	Default Judgment	Dismiss	Other		Trial	Sum Jud	Settle	Default J	Dismiss	Other	
Act on Neg Inst	0	0	0	4	8	15	18	1	46	0%	9%	17%	33%	39%	2%	
Asbestos	2	0	2	0	80	11	15	6	114	2%	0%	70%	10%	13%	5%	
Assault & Bat	0	0	0	2	8	1	15	0	26	0%	8%	31%	4%	58%	0%	
Auto - Pers Inj	87	4	91	25	1,338	7	1,654	115	3,230	3%	1%	41%	0%	51%	4%	
Auto - Property	0	0	0	2	13	13	33	2	63	0%	3%	21%	21%	52%	3%	
Book Account	0	4	4	13	144	297	514	19	991	0%	1%	15%	30%	52%	2%	
Civil Rights	1	0	1	0	4	0	23	10	38	3%	0%	11%	0%	61%	26%	
Complex Commer	1	0	1	3	7	1	19	11	42	2%	7%	17%	2%	45%	26%	
Condemnation	2	0	2	0	5	0	8	2	17	12%	0%	29%	0%	47%	12%	
Construction	1	0	1	0	13	5	27	3	49	2%	0%	27%	10%	55%	6%	
Contract/Commer	3	12	15	27	195	201	559	43	1,040	1%	3%	19%	19%	54%	4%	
Employment	1	0	1	0	10	3	19	13	46	2%	0%	22%	7%	41%	28%	
Lieu of P. Writ	0	1	1	4	16	0	16	10	47	2%	9%	34%	0%	34%	21%	
Medical Malprac	10	0	10	0	67	0	55	2	134	7%	0%	50%	0%	41%	1%	
Name Change	0	0	0	0	0	0	15	302	317	0%	0%	0%	0%	5%	95%	
Other Insurance	0	1	1	2	10	5	39	12	69	1%	3%	14%	7%	57%	17%	
Other MCL	0	0	0	0	0	0	336	7	343	0%	0%	0%	0%	98%	2%	
Other Track 1	2	4	6	5	54	7	166	183	421	1%	1%	13%	2%	39%	43%	
Other Track 3	3	0	3	6	69	3	83	22	186	2%	3%	37%	2%	45%	12%	
Other Track 4	0	0	0	0	6	2	6	25	39	0%	0%	15%	5%	15%	64%	
Personal Injury	25	2	27	25	542	11	496	68	1,169	2%	2%	46%	1%	42%	6%	
Prod Liability	1	0	1	2	17	1	23	20	64	2%	3%	27%	2%	36%	31%	
Prof Malpractic	1	0	1	2	30	2	33	3	71	1%	3%	42%	3%	46%	4%	
PIP Coverage	0	0	0	1	10	0	19	1	31	0%	3%	32%	0%	61%	3%	
Real Property	0	0	0	3	4	8	29	2	46	0%	7%	9%	17%	63%	4%	
Tort Other	1	0	1	3	39	9	98	4	154	1%	2%	25%	6%	64%	3%	
Toxic Tort	0	0	0	0	2	0	1	0	3	0%	0%	67%	0%	33%	0%	
UM/UIIM Bod Inj	3	0	3	2	67	1	81	8	162	2%	1%	41%	1%	50%	5%	
Total	144	28	172	131	2,758	603	4,400	894	8,958	2%	1%	31%	7%	49%	10%	

NOTE: Some Multicounty Litigation (MCL) cases were transferred in November 2014: Atlantic to Bergen = 8,935; Atlantic to Middlesex = 4,070.

CIVIL BACKLOG BY CASETYPE JUNE 2015 MIDDLESEX

	Total Backlog	% chg
Jun 13	2,156	
Jun 14	1,753	-19%
Jun 15	5,288	202%



1) Casetypes with the state's largest backlogs are highlighted.

2) Some Multicounty Litigation (MCL) cases were transferred in November 2014: Atlantic to Bergen = 8,935; Atlantic to Middlesex = 4,070.

CIVIL CASELOAD SUMMARY BY CASETYPE
JULY 2014 - JUNE 2015
MONMOUTH

	Filings			Resolutions			Clearance		Backlog			Backlog Percent		Backlog Per 100 Monthly Filings		Active Pending		
	Jul 2013 to Jun 2014	Jul 2014 to Jun 2015	percent change	Jul 2013 to Jun 2014	Jul 2014 to Jun 2015	percent change	Jul 2014 - Jun 2015		Jun 2014	Jun 2015	percent change	Jun 2014	Jun 2015	Jun 2014	Jun 2015	Jun 2014	Jun 2015	percent change
	number	percent																
Act on Neg Inst	21	31	48%	25	31	24%	0	100%	6	3	-50%	29%	14%	343	116	21	21	0%
Asbestos	0	0	0%	0	0	0%	0	100%	0	0	0%	0%	0%	0	0	0	0	0%
Assault & Bat	17	7	-59%	21	19	-10%	12	271%	15	8	-47%	42%	33%	1,059	1,371	36	24	-33%
Auto - Pers Inj	1,384	1,352	-2%	1,431	1,453	2%	101	107%	524	479	-9%	26%	25%	454	425	1,992	1,892	-5%
Auto - Property	26	50	92%	37	33	-11%	-17	66%	9	4	-56%	35%	9%	415	96	26	43	65%
Book Account	906	780	-14%	1,008	786	-22%	6	101%	40	46	15%	8%	9%	53	71	500	491	-2%
Civil Rights	12	16	33%	18	12	-33%	-4	75%	7	6	-14%	47%	30%	700	450	15	20	33%
Complex Comme	14	18	29%	20	21	5%	3	117%	17	6	-65%	55%	20%	1,457	400	31	30	-3%
Condemnation	5	11	120%	5	9	80%	-2	82%	2	5	150%	22%	45%	480	545	9	11	22%
Construction	63	65	3%	50	62	24%	-3	95%	13	14	8%	18%	18%	248	258	72	76	6%
Contract/Comme	965	874	-9%	868	1,032	19%	158	118%	99	99	0%	12%	15%	123	136	805	673	-16%
Employment	20	26	30%	32	25	-22%	-1	96%	4	4	0%	18%	19%	240	185	22	21	-5%
Lieu of P. Writ	56	46	-18%	53	38	-28%	-8	83%	0	5		0%	10%	0	130	42	50	19%
Medical Malprac	111	77	-31%	105	109	4%	32	142%	123	99	-20%	47%	44%	1,330	1,543	260	223	-14%
Name Change	195	182	-7%	204	169	-17%	-13	93%	0	0	0%	0%	0%	0	0	25	38	52%
Other Insurance	178	130	-27%	120	121	1%	-9	93%	24	29	21%	21%	33%	162	268	117	87	-26%
Other MCL	0	0	0%	0	0	0%	0	100%	0	0	0%	0%	0%	0	0	0	0	0%
Other Track 1	362	431	19%	364	407	12%	-24	94%	35	22	-37%	21%	12%	116	61	165	183	11%
Other Track 3	86	106	23%	103	111	8%	5	105%	28	15	-46%	26%	14%	391	170	108	105	-3%
Other Track 4	27	23	-15%	34	39	15%	16	170%	28	26	-7%	43%	50%	1,244	1,357	65	52	-20%
Personal Injury	810	780	-4%	913	845	-7%	65	108%	327	275	-16%	28%	25%	484	423	1,185	1,115	-6%
Prod Liability	24	19	-21%	32	29	-9%	10	153%	13	4	-69%	34%	13%	650	253	38	30	-21%
Prof Malpractic	64	50	-22%	89	85	-4%	35	170%	49	32	-35%	39%	30%	919	768	125	105	-16%
PIP Coverage	27	15	-44%	24	17	-29%	2	113%	2	5	150%	13%	36%	89	400	16	14	-13%
Real Property	30	45	50%	28	39	39%	-6	87%	8	8	0%	35%	29%	320	213	23	28	22%
Tort Other	146	150	3%	169	171	1%	21	114%	68	46	-32%	34%	25%	559	368	201	184	-8%
Toxic Tort	0	0	0%	2	6	200%	6	100%	3	1	-67%	38%	33%			8	3	-63%
UM/UIIM Bod Inj	95	83	-13%	60	79	32%	-4	95%	14	23	64%	12%	19%	177	333	114	120	5%
Total	5,644	5,367	-5%	5,815	5,748	-1%	381	107%	1,458	1,264	-13%	24%	22%	310	283	6,021	5,639	-6%

NOTE: Some Multicounty Litigation (MCL) cases were transferred in November 2014: Atlantic to Bergen = 8,935; Atlantic to Middlesex = 4,070.

CIVIL BACKLOG SUMMARY BY CASETYPE

JUNE 2015

MONMOUTH

	Cases in Backlog															
	Track 1					Track 2				Track 3			Track 4			Total Backlog
	12 to 18 months	18 to 24 months	24 to 36 months	over 36 months	Total Track 1	18 to 24 months	24 to 36 months	over 36 months	Total Track 2	24 to 36 months	over 36 months	Total Track 3	24 to 36 months	over 36 months	Total Track 4	
Act on Neg Inst	2	1	0	0	3	0	0	0	0	0	0	0	0	0	0	3
Asbestos	0	0	0	0	0	0	0	0	0	0	0	0	0	0	0	0
Assault & Bat	0	0	0	0	0	0	0	0	0	2	6	8	0	0	0	8
Auto - Pers Inj	0	0	0	0	0	255	183	41	479	0	0	0	0	0	0	479
Auto - Property	0	0	0	0	0	4	0	0	4	0	0	0	0	0	0	4
Book Account	30	9	5	1	45	0	0	0	0	0	0	0	0	1	1	46
Civil Rights	0	0	0	0	0	0	0	0	0	2	4	6	0	0	0	6
Complex Comme	0	0	0	0	0	0	0	0	0	0	0	0	3	3	6	6
Condemnation	0	0	0	0	0	0	0	0	0	2	3	5	0	0	0	5
Construction	0	0	0	0	0	6	4	4	14	0	0	0	0	0	0	14
Contract/Comme	0	0	0	0	0	51	33	12	96	0	1	1	0	2	2	99
Employment	0	0	0	0	0	2	1	1	4	0	0	0	0	0	0	4
Lieu of P. Writ	0	0	0	0	0	0	0	0	0	0	0	0	5	0	5	5
Medical Malprac	0	0	0	0	0	0	0	0	0	43	56	99	0	0	0	99
Name Change	0	0	0	0	0	0	0	0	0	0	0	0	0	0	0	0
Other Insurance	12	8	3	5	28	0	0	0	0	0	0	0	1	0	1	29
Other MCL	0	0	0	0	0	0	0	0	0	0	0	0	0	0	0	0
Other Track 1	7	9	4	2	22	0	0	0	0	0	0	0	0	0	0	22
Other Track 3	0	0	0	0	0	0	0	0	0	9	6	15	0	0	0	15
Other Track 4	0	0	0	0	0	0	0	0	0	0	0	0	8	18	26	26
Personal Injury	0	0	0	0	0	138	102	35	275	0	0	0	0	0	0	275
Prod Liability	0	0	0	0	0	0	0	0	0	3	1	4	0	0	0	4
Prof Malpractic	0	0	0	0	0	0	0	0	0	15	17	32	0	0	0	32
PIP Coverage	2	2	0	1	5	0	0	0	0	0	0	0	0	0	0	5
Real Property	4	2	1	1	8	0	0	0	0	0	0	0	0	0	0	8
Tort Other	0	0	0	0	0	17	11	15	43	0	0	0	2	1	3	46
Toxic Tort	0	0	0	0	0	0	0	0	0	1	0	1	0	0	0	1
UM/UIM Bod Inj	0	0	0	0	0	13	8	2	23	0	0	0	0	0	0	23
Total	57	31	13	10	111	486	342	110	938	77	94	171	19	25	44	1,264

NOTE: Some Multicounty Litigation (MCL) cases were transferred in November 2014: Atlantic to Bergen = 8,935; Atlantic to Middlesex = 4,070.

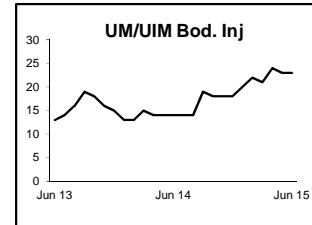
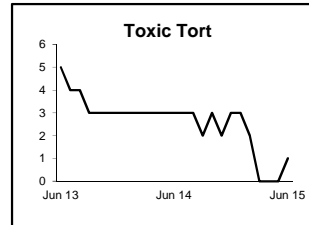
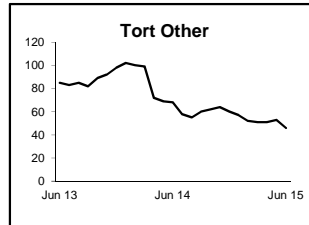
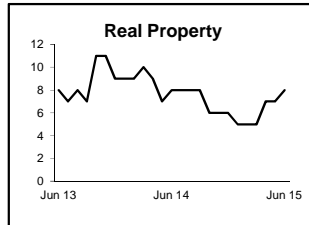
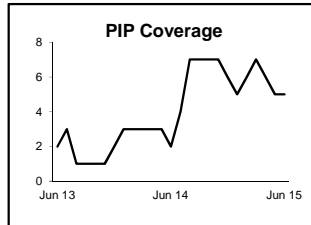
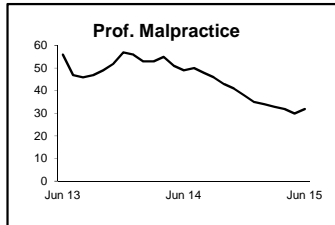
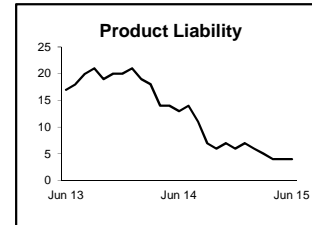
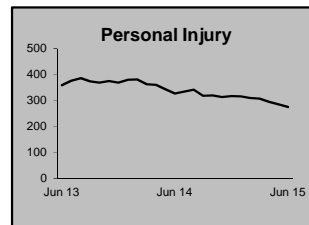
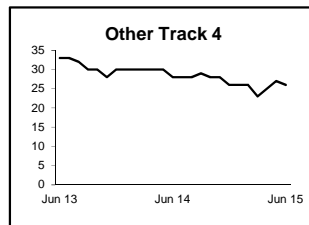
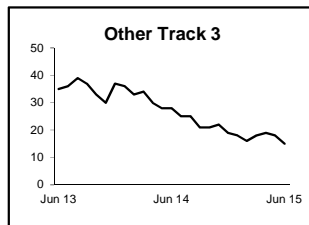
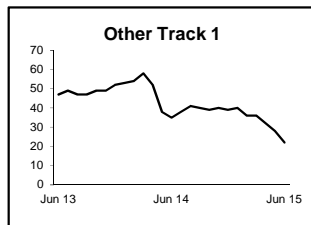
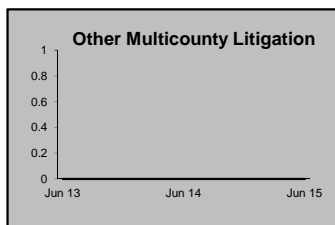
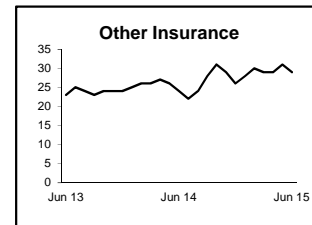
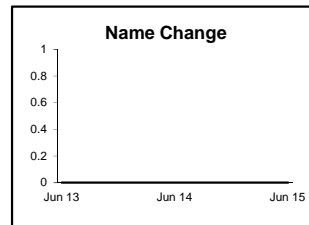
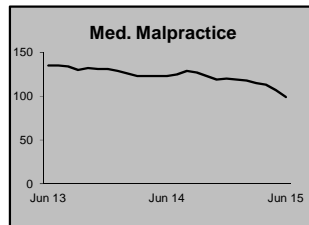
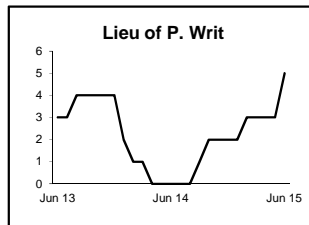
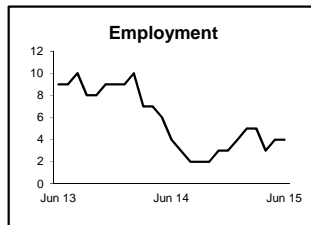
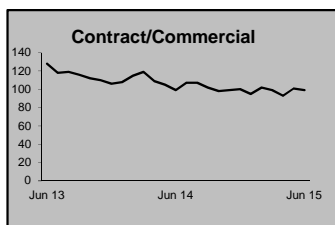
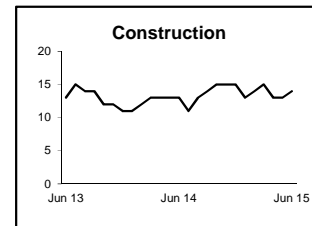
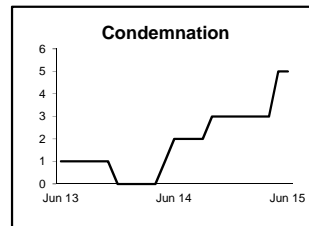
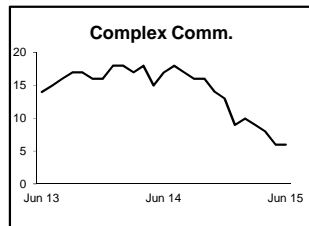
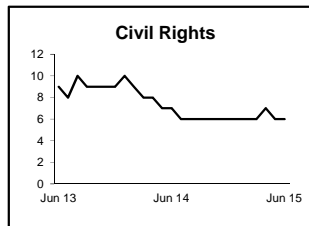
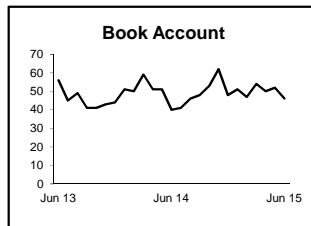
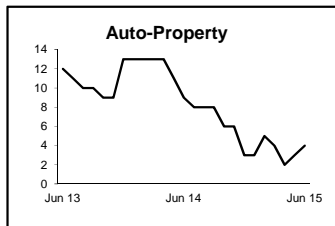
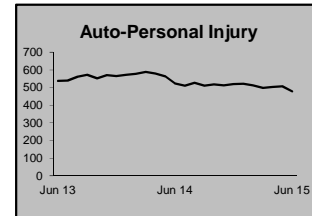
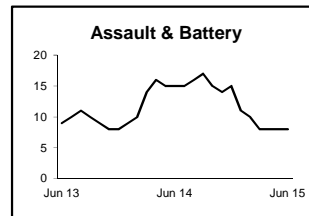
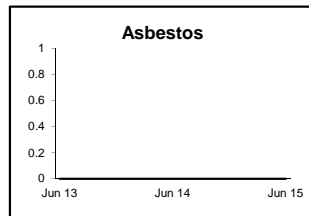
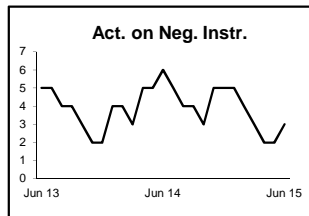
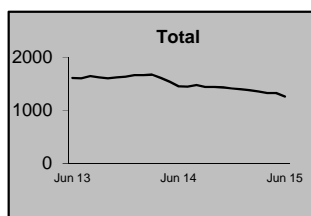
CIVIL RESOLUTION SUMMARY BY CASETYPE
JULY 2014 - JUNE 2015
MONMOUTH

	Trial			Summary					Total	Percent resolved by						Monthly Resolutions
	Jury	Nonjury	Total	Judgment	Settlement	Default Judgment	Dismiss	Other		Trial	Sum Jud	Settle	Default J	Dismiss	Other	
Act on Neg Inst	0	0	0	1	15	7	8	0	31	0%	3%	48%	23%	26%	0%	
Asbestos	0	0	0	0	0	0	0	0	0	0%	0%	0%	0%	0%	0%	
Assault & Bat	1	0	1	1	14	1	2	0	19	5%	5%	74%	5%	11%	0%	
Auto - Pers Inj	42	0	42	13	1,047	27	272	52	1,453	3%	1%	72%	2%	19%	4%	
Auto - Property	1	0	1	1	15	7	7	2	33	3%	3%	45%	21%	21%	6%	
Book Account	0	0	0	22	195	222	336	11	786	0%	3%	25%	28%	43%	1%	
Civil Rights	1	0	1	1	3	0	4	3	12	8%	8%	25%	0%	33%	25%	
Complex Commer	0	0	0	0	15	0	5	1	21	0%	0%	71%	0%	24%	5%	
Condemnation	1	0	1	0	8	0	0	0	9	11%	0%	89%	0%	0%	0%	
Construction	0	1	1	0	20	10	28	3	62	2%	0%	32%	16%	45%	5%	
Contract/Commer	3	3	6	25	412	180	358	51	1,032	1%	2%	40%	17%	35%	5%	
Employment	0	1	1	2	15	0	5	2	25	4%	8%	60%	0%	20%	8%	
Lieu of P. Writ	0	2	2	0	18	0	14	4	38	5%	0%	47%	0%	37%	11%	
Medical Malprac	20	0	20	2	62	1	20	4	109	18%	2%	57%	1%	18%	4%	
Name Change	0	0	0	0	0	0	13	156	169	0%	0%	0%	0%	8%	92%	
Other Insurance	3	0	3	7	48	2	44	17	121	2%	6%	40%	2%	36%	14%	
Other MCL	0	0	0	0	0	0	0	0	0	0%	0%	0%	0%	0%	0%	
Other Track 1	0	0	0	5	163	14	63	162	407	0%	1%	40%	3%	15%	40%	
Other Track 3	1	0	1	5	65	1	25	14	111	1%	5%	59%	1%	23%	13%	
Other Track 4	0	0	0	3	23	2	10	1	39	0%	8%	59%	5%	26%	3%	
Personal Injury	14	0	14	23	593	8	155	52	845	2%	3%	70%	1%	18%	6%	
Prod Liability	1	0	1	1	19	0	5	3	29	3%	3%	66%	0%	17%	10%	
Prof Malpractic	0	0	0	4	59	2	16	4	85	0%	5%	69%	2%	19%	5%	
PIP Coverage	0	0	0	0	10	0	6	1	17	0%	0%	59%	0%	35%	6%	
Real Property	0	0	0	2	12	5	11	9	39	0%	5%	31%	13%	28%	23%	
Tort Other	1	1	2	9	97	10	43	10	171	1%	5%	57%	6%	25%	6%	
Toxic Tort	0	0	0	1	4	0	1	0	6	0%	17%	67%	0%	17%	0%	
UM/UIIM Bod Inj	4	0	4	0	56	1	14	4	79	5%	0%	71%	1%	18%	5%	
Total	93	8	101	128	2,988	500	1,465	566	5,748	2%	2%	52%	9%	25%	10%	

NOTE: Some Multicounty Litigation (MCL) cases were transferred in November 2014: Atlantic to Bergen = 8,935; Atlantic to Middlesex = 4,070.

CIVIL BACKLOG BY CASETYPE JUNE 2015 MONMOUTH

	Total Backlog	% chg
Jun 13	1,615	
Jun 14	1,458	-10%
Jun 15	1,264	-13%



1) Casetypes with the state's largest backlogs are highlighted.

2) Some Multicounty Litigation (MCL) cases were transferred in November 2014: Atlantic to Bergen = 8,935; Atlantic to Middlesex = 4,070.

CIVIL CASELOAD SUMMARY BY CASETYPE
JULY 2014 - JUNE 2015
MORRIS

	Filings			Resolutions			Clearance		Backlog			Backlog Percent		Backlog Per 100 Monthly Filings		Active Pending		
	Jul 2013 to Jun 2014	Jul 2014 to Jun 2015	percent change	Jul 2013 to Jun 2014	Jul 2014 to Jun 2015	percent change	Jul 2014 - Jun 2015		Jun 2014	Jun 2015	percent change	Jun 2014	Jun 2015	Jun 2014	Jun 2015	Jun 2014	Jun 2015	percent change
	number	percent																
Act on Neg Inst	39	21	-46%	38	26	-32%	5	124%	0	3		0%	20%	0	171	21	15	-29%
Asbestos	1	1	0%	0	1		0	100%	0	0	0%	0%	0%	0	0	1	1	0%
Assault & Bat	10	11	10%	16	9	-44%	-2	82%	2	3	50%	14%	17%	240	327	14	18	29%
Auto - Pers Inj	670	641	-4%	610	682	12%	41	106%	164	193	18%	19%	24%	294	361	859	817	-5%
Auto - Property	40	25	-38%	27	29	7%	4	116%	4	4	0%	15%	17%	120	192	27	24	-11%
Book Account	622	511	-18%	584	534	-9%	23	105%	21	29	38%	6%	9%	41	68	358	330	-8%
Civil Rights	16	16	0%	21	14	-33%	-2	88%	2	1	-50%	17%	7%	150	75	12	14	17%
Complex Comme	17	11	-35%	17	11	-35%	0	100%	4	5	25%	22%	29%	282	545	18	17	-6%
Condemnation	8	3	-63%	7	5	-29%	2	167%	1	1	0%	11%	14%	150	400	9	7	-22%
Construction	21	26	24%	29	22	-24%	-4	85%	6	8	33%	22%	26%	343	369	27	31	15%
Contract/Comme	618	512	-17%	619	602	-3%	90	118%	49	43	-12%	10%	11%	95	101	485	399	-18%
Employment	28	18	-36%	24	22	-8%	4	122%	4	1	-75%	25%	8%	171	67	16	12	-25%
Lieu of P. Writ	20	27	35%	51	23	-55%	-4	85%	7	8	14%	24%	24%	420	356	29	33	14%
Medical Malprac	63	76	21%	65	75	15%	-1	99%	37	51	38%	27%	37%	705	805	135	138	2%
Name Change	155	164	6%	149	159	7%	-5	97%	0	0	0%	0%	0%	0	0	31	36	16%
Other Insurance	194	172	-11%	182	196	8%	24	114%	10	6	-40%	9%	7%	62	42	107	82	-23%
Other MCL	2	0	-100%	2	0	-100%	0	100%	0	0	0%	0%	0%	0	0	0	0	0%
Other Track 1	282	309	10%	325	293	-10%	-16	95%	18	27	50%	15%	20%	77	105	119	134	13%
Other Track 3	73	89	22%	76	99	30%	10	111%	20	8	-60%	20%	9%	329	108	100	90	-10%
Other Track 4	30	23	-23%	25	29	16%	6	126%	11	13	18%	24%	32%	440	678	46	41	-11%
Personal Injury	382	454	19%	388	410	6%	-44	90%	113	95	-16%	22%	17%	355	251	525	565	8%
Prod Liability	14	20	43%	21	27	29%	7	135%	8	2	-75%	28%	8%	686	120	29	25	-14%
Prof Malpractic	36	43	19%	48	53	10%	10	123%	22	14	-36%	33%	22%	733	391	66	63	-5%
PIP Coverage	49	117	139%	22	112	409%	-5	96%	2	1	-50%	6%	2%	49	10	36	42	17%
Real Property	26	28	8%	23	24	4%	-4	86%	6	6	0%	30%	29%	277	257	20	21	5%
Tort Other	99	57	-42%	90	89	-1%	32	156%	16	14	-13%	15%	20%	194	295	106	70	-34%
Toxic Tort	2	1	-50%	1	1	0%	0	100%	1	0	-100%	50%	0%	600	0	2	2	0%
UM/UIIM Bod Inj	16	23	44%	13	11	-15%	-12	48%	1	1	0%	7%	4%	75	52	15	27	80%
Total	3,533	3,399	-4%	3,473	3,558	2%	159	105%	529	537	2%	16%	18%	180	190	3,213	3,054	-5%

NOTE: Some Multicounty Litigation (MCL) cases were transferred in November 2014: Atlantic to Bergen = 8,935; Atlantic to Middlesex = 4,070.

CIVIL BACKLOG SUMMARY BY CASETYPE

JUNE 2015

MORRIS

	Cases in Backlog															
	Track 1					Track 2				Track 3			Track 4			Total Backlog
	12 to 18 months	18 to 24 months	24 to 36 months	over 36 months	Total Track 1	18 to 24 months	24 to 36 months	over 36 months	Total Track 2	24 to 36 months	over 36 months	Total Track 3	24 to 36 months	over 36 months	Total Track 4	
Act on Neg Inst	0	3	0	0	3	0	0	0	0	0	0	0	0	0	0	3
Asbestos	0	0	0	0	0	0	0	0	0	0	0	0	0	0	0	0
Assault & Bat	0	0	0	0	0	0	0	0	0	3	0	3	0	0	0	3
Auto - Pers Inj	0	0	0	0	0	117	70	6	193	0	0	0	0	0	0	193
Auto - Property	0	0	0	0	0	3	1	0	4	0	0	0	0	0	0	4
Book Account	25	3	1	0	29	0	0	0	0	0	0	0	0	0	0	29
Civil Rights	0	0	0	0	0	0	0	0	0	0	1	1	0	0	0	1
Complex Comme	0	0	0	0	0	0	0	0	0	0	0	0	3	2	5	5
Condemnation	0	0	0	0	0	0	0	0	0	1	0	1	0	0	0	1
Construction	0	0	0	0	0	4	2	2	8	0	0	0	0	0	0	8
Contract/Comme	0	0	0	0	0	32	6	5	43	0	0	0	0	0	0	43
Employment	0	0	0	0	0	1	0	0	1	0	0	0	0	0	0	1
Lieu of P. Writ	0	0	0	0	0	0	0	0	0	0	0	0	3	5	8	8
Medical Malprac	0	0	0	0	0	0	0	0	0	38	13	51	0	0	0	51
Name Change	0	0	0	0	0	0	0	0	0	0	0	0	0	0	0	0
Other Insurance	4	2	0	0	6	0	0	0	0	0	0	0	0	0	0	6
Other MCL	0	0	0	0	0	0	0	0	0	0	0	0	0	0	0	0
Other Track 1	15	4	5	1	25	1	0	0	1	1	0	1	0	0	0	27
Other Track 3	0	0	0	0	0	0	0	0	0	5	3	8	0	0	0	8
Other Track 4	0	0	0	0	0	0	0	0	0	0	0	0	7	6	13	13
Personal Injury	0	0	0	0	0	58	37	0	95	0	0	0	0	0	0	95
Prod Liability	0	0	0	0	0	0	0	0	0	1	1	2	0	0	0	2
Prof Malpractic	0	0	0	0	0	0	0	0	0	9	5	14	0	0	0	14
PIP Coverage	1	0	0	0	1	0	0	0	0	0	0	0	0	0	0	1
Real Property	2	1	1	2	6	0	0	0	0	0	0	0	0	0	0	6
Tort Other	0	0	0	0	0	8	3	3	14	0	0	0	0	0	0	14
Toxic Tort	0	0	0	0	0	0	0	0	0	0	0	0	0	0	0	0
UM/UIM Bod Inj	0	0	0	0	0	1	0	0	1	0	0	0	0	0	0	1
Total	47	13	7	3	70	225	119	16	360	58	23	81	13	13	26	537

NOTE: Some Multicounty Litigation (MCL) cases were transferred in November 2014: Atlantic to Bergen = 8,935; Atlantic to Middlesex = 4,070.

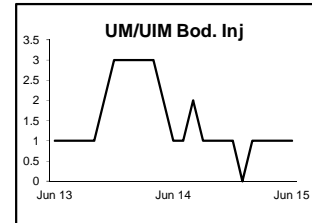
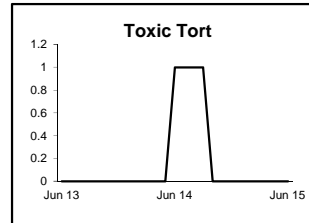
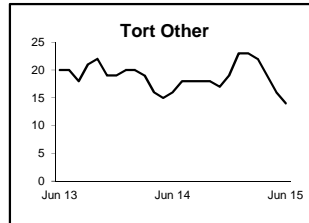
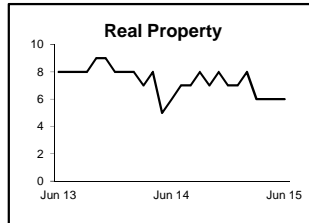
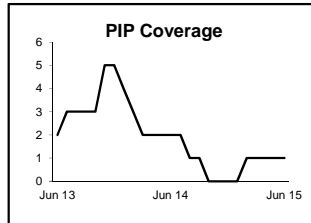
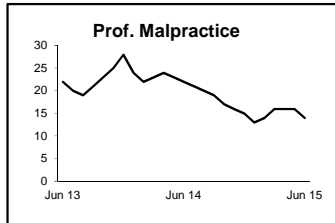
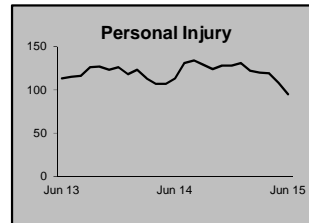
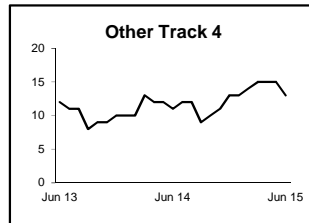
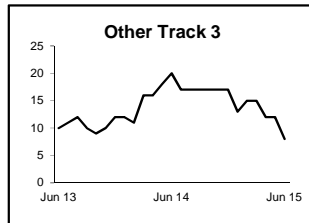
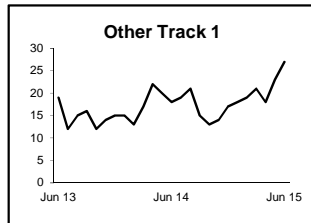
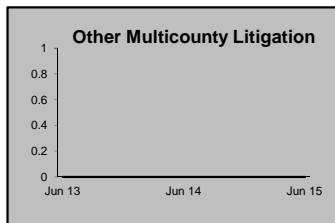
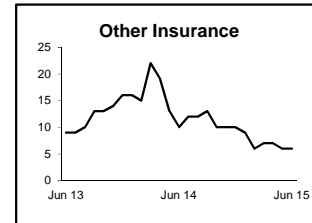

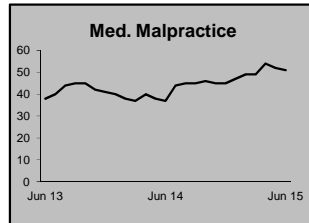
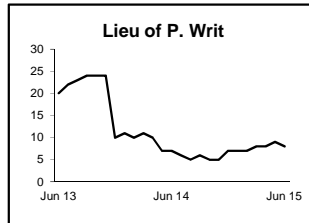
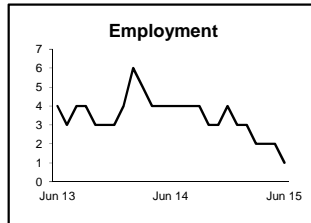
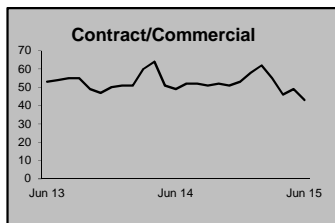
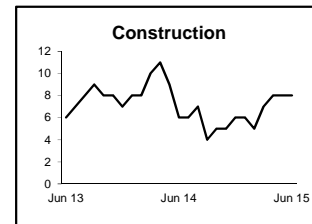
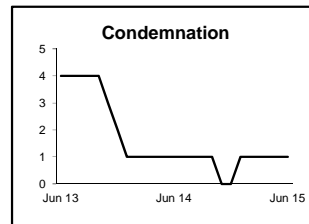
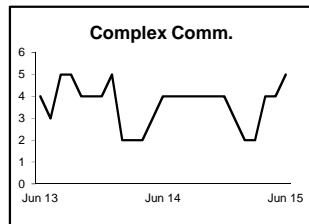
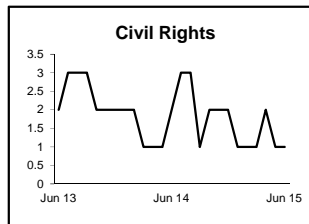
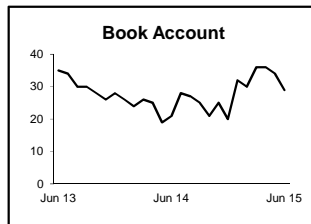
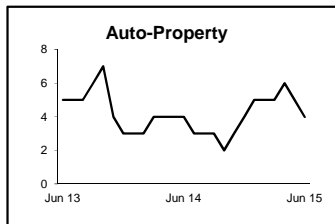
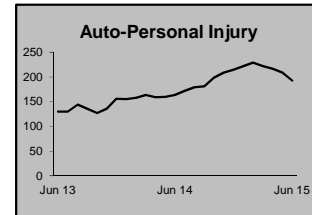
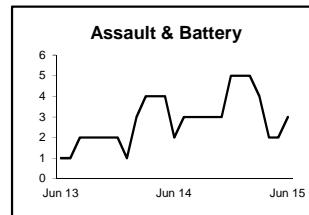
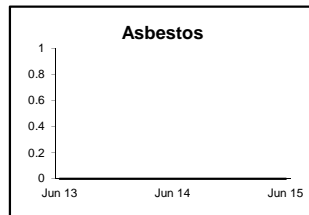
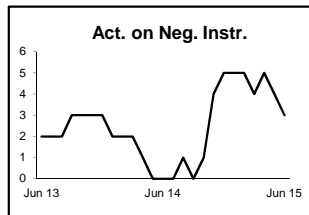
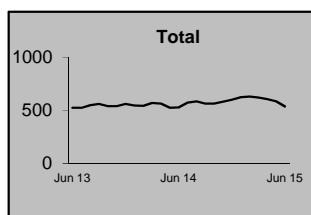
CIVIL RESOLUTION SUMMARY BY CASETYPE
JULY 2014 - JUNE 2015
MORRIS

	Trial			Summary					Total	Percent resolved by						Monthly Resolutions
	Jury	Nonjury	Total	Judgment	Settlement	Default Judgment	Dismiss	Other		Trial	Sum Jud	Settle	Default J	Dismiss	Other	
Act on Neg Inst	0	0	0	2	3	10	11	0	26	0%	8%	12%	38%	42%	0%	
Asbestos	0	0	0	0	0	0	1	0	1	0%	0%	0%	0%	100%	0%	
Assault & Bat	0	0	0	1	3	0	4	1	9	0%	11%	33%	0%	44%	11%	
Auto - Pers Inj	11	2	13	2	266	1	384	16	682	2%	0%	39%	0%	56%	2%	
Auto - Property	0	0	0	1	9	6	13	0	29	0%	3%	31%	21%	45%	0%	
Book Account	0	5	5	9	104	137	275	4	534	1%	2%	19%	26%	51%	1%	
Civil Rights	0	0	0	1	4	0	8	1	14	0%	7%	29%	0%	57%	7%	
Complex Commer	0	0	0	0	2	0	8	1	11	0%	0%	18%	0%	73%	9%	
Condemnation	0	0	0	0	2	0	2	1	5	0%	0%	40%	0%	40%	20%	
Construction	1	0	1	0	10	1	10	0	22	5%	0%	45%	5%	45%	0%	
Contract/Commer	4	6	10	14	140	103	314	21	602	2%	2%	23%	17%	52%	3%	
Employment	1	0	1	0	5	1	10	5	22	5%	0%	23%	5%	45%	23%	
Lieu of P. Writ	0	4	4	1	2	0	16	0	23	17%	4%	9%	0%	70%	0%	
Medical Malprac	7	1	8	0	18	0	45	4	75	11%	0%	24%	0%	60%	5%	
Name Change	0	0	0	0	0	0	7	152	159	0%	0%	0%	0%	4%	96%	
Other Insurance	0	0	0	3	15	0	112	66	196	0%	2%	8%	0%	57%	34%	
Other MCL	0	0	0	0	0	0	0	0	0	0%	0%	0%	0%	0%	0%	
Other Track 1	0	0	0	2	34	17	135	105	293	0%	1%	12%	6%	46%	36%	
Other Track 3	1	2	3	3	29	0	56	8	99	3%	3%	29%	0%	57%	8%	
Other Track 4	0	0	0	0	8	0	20	1	29	0%	0%	28%	0%	69%	3%	
Personal Injury	15	0	15	5	166	5	197	22	410	4%	1%	40%	1%	48%	5%	
Prod Liability	0	0	0	0	14	1	10	2	27	0%	0%	52%	4%	37%	7%	
Prof Malpractic	3	0	3	2	19	0	25	4	53	6%	4%	36%	0%	47%	8%	
PIP Coverage	0	0	0	0	8	3	86	15	112	0%	0%	7%	3%	77%	13%	
Real Property	0	1	1	0	10	5	7	1	24	4%	0%	42%	21%	29%	4%	
Tort Other	0	0	0	1	27	8	46	7	89	0%	1%	30%	9%	52%	8%	
Toxic Tort	0	0	0	0	1	0	0	0	1	0%	0%	100%	0%	0%	0%	
UM/UIM Bod Inj	1	0	1	1	3	0	5	1	11	9%	9%	27%	0%	45%	9%	
Total	44	21	65	48	902	298	1,807	438	3,558	2%	1%	25%	8%	51%	12%	

NOTE: Some Multicounty Litigation (MCL) cases were transferred in November 2014: Atlantic to Bergen = 8,935; Atlantic to Middlesex = 4,070.

CIVIL BACKLOG BY CASETYPE JUNE 2015 MORRIS

	Total Backlog	% chg
Jun 13	525	
Jun 14	529	1%
Jun 15	537	2%



1) Casetypes with the state's largest backlogs are highlighted.

2) Some Multicounty Litigation (MCL) cases were transferred in November 2014: Atlantic to Bergen = 8,935; Atlantic to Middlesex = 4,070.

CIVIL CASELOAD SUMMARY BY CASETYPE
JULY 2014 - JUNE 2015
OCEAN

	Filings			Resolutions			Clearance		Backlog			Backlog Percent		Backlog Per 100 Monthly Filings		Active Pending		
	Jul 2013 to Jun 2014	Jul 2014 to Jun 2015	percent change	Jul 2013 to Jun 2014	Jul 2014 to Jun 2015	percent change	Jul 2014 - Jun 2015		Jun 2014	Jun 2015	percent change	Jun 2014	Jun 2015	Jun 2014	Jun 2015	Jun 2014	Jun 2015	percent change
	number	percent																
Act on Neg Inst	16	18	13%	19	15	-21%	-3	83%	0	0	0%	0%	0%	0	0	8	11	38%
Asbestos	0	0	0%	0	0	0%	0	100%	0	0	0%	0%	0%	0	0	0	0	0%
Assault & Bat	5	7	40%	16	11	-31%	4	157%	4	3	-25%	27%	25%	960	514	15	12	-20%
Auto - Pers Inj	958	1,048	9%	1,022	1,027	0%	-21	98%	297	242	-19%	23%	18%	372	277	1,301	1,328	2%
Auto - Property	33	39	18%	18	39	117%	0	100%	4	0	-100%	11%	0%	145	0	37	37	0%
Book Account	591	528	-11%	625	558	-11%	30	106%	10	11	10%	3%	4%	20	25	298	265	-11%
Civil Rights	7	7	0%	10	9	-10%	2	129%	3	1	-67%	50%	25%	514	171	6	4	-33%
Complex Comme	5	7	40%	6	9	50%	2	129%	0	3		0%	30%	0	514	10	10	0%
Condemnation	29	45	55%	38	36	-5%	-9	80%	1	3	200%	4%	10%	41	80	23	31	35%
Construction	32	69	116%	24	45	88%	-24	65%	2	1	-50%	8%	2%	75	17	26	49	88%
Contract/Comme	576	620	8%	515	852	65%	232	137%	22	75	241%	4%	14%	46	145	570	552	-3%
Employment	21	11	-48%	14	19	36%	8	173%	1	3	200%	5%	23%	57	327	21	13	-38%
Lieu of P. Writ	41	56	37%	52	53	2%	-3	95%	4	1	-75%	14%	3%	117	21	28	32	14%
Medical Malprac	59	69	17%	71	57	-20%	-12	83%	32	25	-22%	29%	21%	651	435	109	121	11%
Name Change	160	154	-4%	162	152	-6%	-2	99%	0	0	0%	0%	0%	0	0	17	19	12%
Other Insurance	372	235	-37%	129	115	-11%	-120	49%	7	6	-14%	5%	6%	23	31	135	95	-30%
Other MCL	0	0	0%	0	0	0%	0	100%	0	0	0%	0%	0%	0	0	0	0	0%
Other Track 1	492	418	-15%	370	415	12%	-3	99%	13	28	115%	5%	15%	32	80	245	191	-22%
Other Track 3	78	78	0%	62	93	50%	15	119%	7	4	-43%	8%	5%	108	62	91	80	-12%
Other Track 4	20	10	-50%	17	18	6%	8	180%	4	1	-75%	16%	6%	240	120	25	16	-36%
Personal Injury	512	557	9%	597	587	-2%	30	105%	164	129	-21%	21%	18%	384	278	764	728	-5%
Prod Liability	10	19	90%	33	16	-52%	-3	84%	4	3	-25%	31%	16%	480	189	13	19	46%
Prof Malpractic	32	41	28%	48	41	-15%	0	100%	12	19	58%	18%	23%	450	556	67	82	22%
PIP Coverage	16	11	-31%	13	11	-15%	0	100%	0	2		0%	29%	0	218	7	7	0%
Real Property	24	17	-29%	21	17	-19%	0	100%	3	2	-33%	21%	20%	150	141	14	10	-29%
Tort Other	133	104	-22%	110	116	5%	12	112%	11	13	18%	9%	12%	99	150	124	110	-11%
Toxic Tort	1	0	-100%	2	0	-100%	0	100%	0	0	0%	0%	0%	0	0	2	4	100%
UM/UIIM Bod Inj	44	53	20%	34	53	56%	0	100%	9	5	-44%	16%	8%	245	113	58	62	7%
Total	4,267	4,221	-1%	4,028	4,364	8%	143	103%	614	580	-6%	15%	15%	173	165	4,014	3,888	-3%

NOTE: Some Multicounty Litigation (MCL) cases were transferred in November 2014: Atlantic to Bergen = 8,935; Atlantic to Middlesex = 4,070.

CIVIL BACKLOG SUMMARY BY CASETYPE

JUNE 2015

OCEAN

	Cases in Backlog															
	Track 1					Track 2				Track 3			Track 4			Total Backlog
	12 to 18 months	18 to 24 months	24 to 36 months	over 36 months	Total Track 1	18 to 24 months	24 to 36 months	over 36 months	Total Track 2	24 to 36 months	over 36 months	Total Track 3	24 to 36 months	over 36 months	Total Track 4	
Act on Neg Inst	0	0	0	0	0	0	0	0	0	0	0	0	0	0	0	0
Asbestos	0	0	0	0	0	0	0	0	0	0	0	0	0	0	0	0
Assault & Bat	0	0	0	0	0	0	0	0	0	3	0	3	0	0	0	3
Auto - Pers Inj	0	0	0	0	0	165	68	8	241	0	1	1	0	0	0	242
Auto - Property	0	0	0	0	0	0	0	0	0	0	0	0	0	0	0	0
Book Account	10	0	1	0	11	0	0	0	0	0	0	0	0	0	0	11
Civil Rights	0	0	0	0	0	0	0	0	0	0	1	1	0	0	0	1
Complex Comme	0	0	0	0	0	0	0	0	0	0	0	0	3	0	3	3
Condemnation	0	0	0	0	0	0	0	0	0	2	1	3	0	0	0	3
Construction	0	0	0	0	0	1	0	0	1	0	0	0	0	0	0	1
Contract/Comme	0	0	0	0	0	60	12	3	75	0	0	0	0	0	0	75
Employment	0	0	0	0	0	2	0	1	3	0	0	0	0	0	0	3
Lieu of P. Writ	0	0	0	0	0	0	0	0	0	0	0	0	1	0	1	1
Medical Malprac	0	0	0	0	0	0	0	0	0	14	11	25	0	0	0	25
Name Change	0	0	0	0	0	0	0	0	0	0	0	0	0	0	0	0
Other Insurance	4	0	0	0	4	2	0	0	2	0	0	0	0	0	0	6
Other MCL	0	0	0	0	0	0	0	0	0	0	0	0	0	0	0	0
Other Track 1	21	5	1	0	27	1	0	0	1	0	0	0	0	0	0	28
Other Track 3	0	0	0	0	0	0	0	0	0	4	0	4	0	0	0	4
Other Track 4	0	0	0	0	0	0	0	0	0	0	0	0	1	0	1	1
Personal Injury	0	0	0	0	0	80	45	4	129	0	0	0	0	0	0	129
Prod Liability	0	0	0	0	0	0	0	0	0	3	0	3	0	0	0	3
Prof Malpractic	0	0	0	0	0	0	0	0	0	16	3	19	0	0	0	19
PIP Coverage	0	2	0	0	2	0	0	0	0	0	0	0	0	0	0	2
Real Property	2	0	0	0	2	0	0	0	0	0	0	0	0	0	0	2
Tort Other	0	0	0	0	0	8	5	0	13	0	0	0	0	0	0	13
Toxic Tort	0	0	0	0	0	0	0	0	0	0	0	0	0	0	0	0
UM/UIIM Bod Inj	0	0	0	0	0	4	1	0	5	0	0	0	0	0	0	5
Total	37	7	2	0	46	323	131	16	470	42	17	59	5	0	5	580

NOTE: Some Multicounty Litigation (MCL) cases were transferred in November 2014: Atlantic to Bergen = 8,935; Atlantic to Middlesex = 4,070.

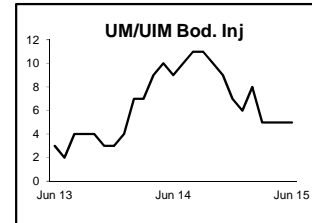
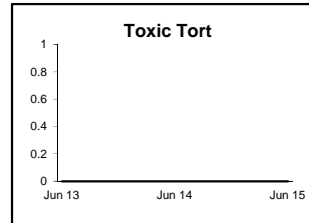
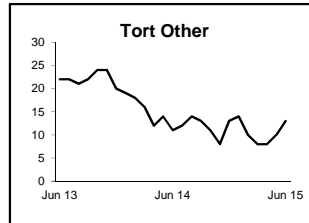
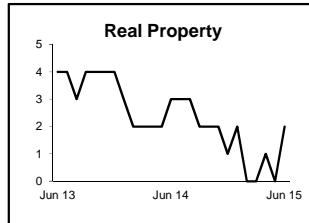
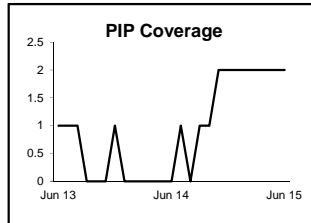
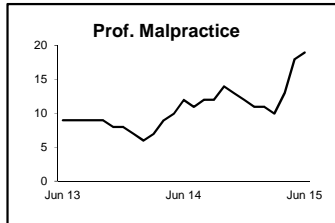
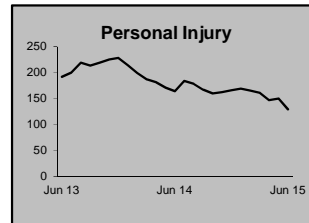
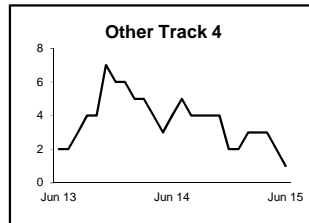
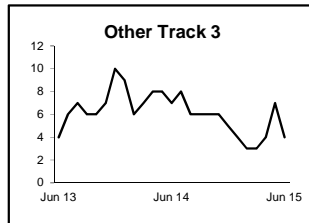
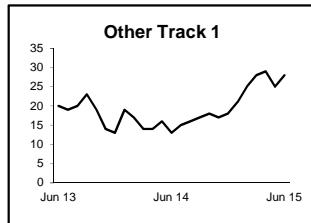
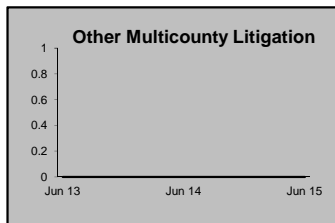
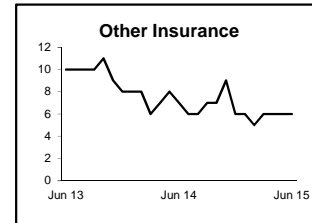

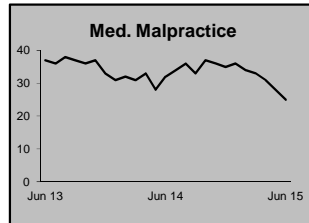
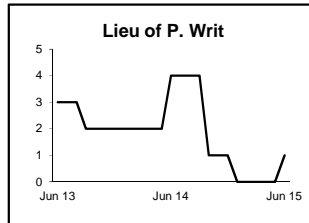
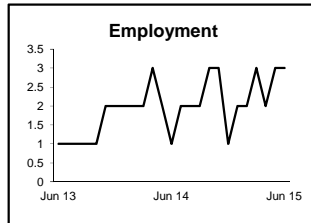
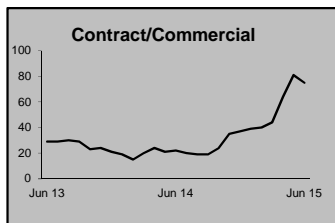
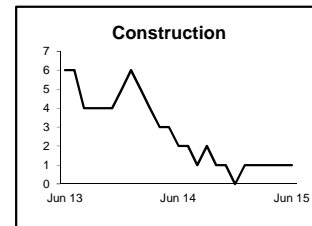
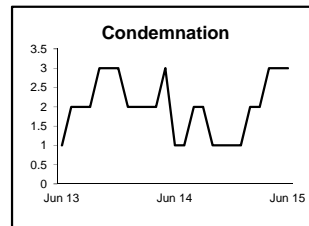
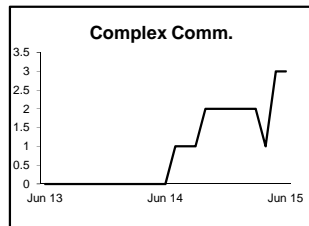
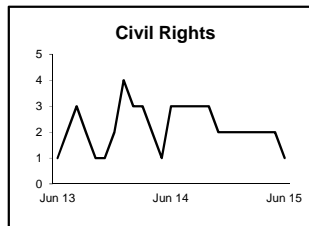
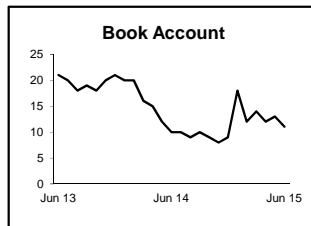
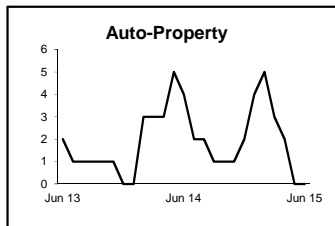
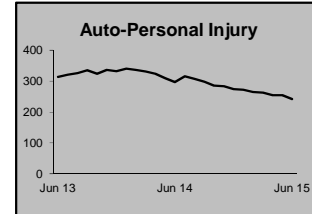
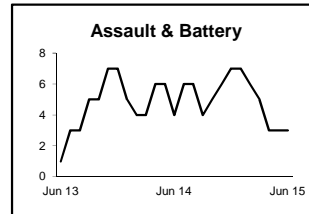
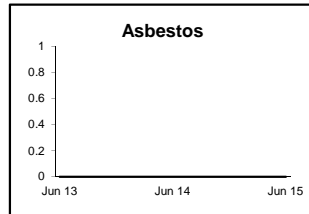
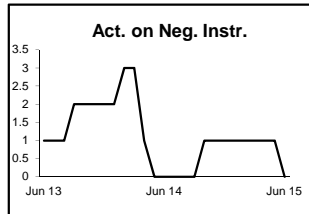
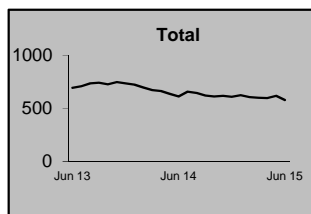
CIVIL RESOLUTION SUMMARY BY CASETYPE
JULY 2014 - JUNE 2015
OCEAN

	Trial			Summary					Total	Percent resolved by						Monthly Resolutions
	Jury	Nonjury	Total	Judgment	Settlement	Default Judgment	Dismiss	Other		Trial	Sum Jud	Settle	Default J	Dismiss	Other	
Act on Neg Inst	0	1	1	1	2	6	5	0	15	7%	7%	13%	40%	33%	0%	<p>The 'Monthly Resolutions' section contains three line charts. The first chart, 'Trials', shows monthly counts from 14/06 to 15/06, with values ranging from 0 to 11. The second chart, 'Settlements', shows monthly counts from 14/06 to 15/06, with values ranging from 0 to 152. The third chart, 'Default Judgment/Dismiss', shows monthly counts from 14/06 to 15/06, with values ranging from 0 to 25. Each chart uses a line with square markers for one category and a line with diamond markers for another.</p>
Asbestos	0	0	0	0	0	0	0	0	0	0%	0%	0%	0%	0%	0%	
Assault & Bat	0	0	0	0	8	1	2	0	11	0%	0%	73%	9%	18%	0%	
Auto - Pers Inj	26	1	27	15	397	2	558	28	1,027	3%	1%	39%	0%	54%	3%	
Auto - Property	0	0	0	0	16	3	19	1	39	0%	0%	41%	8%	49%	3%	
Book Account	0	2	2	12	94	175	271	4	558	0%	2%	17%	31%	49%	1%	
Civil Rights	0	0	0	1	2	0	6	0	9	0%	11%	22%	0%	67%	0%	
Complex Commer	0	0	0	0	4	0	4	1	9	0%	0%	44%	0%	44%	11%	
Condemnation	0	0	0	0	5	0	5	26	36	0%	0%	14%	0%	14%	72%	
Construction	0	0	0	0	15	12	18	0	45	0%	0%	33%	27%	40%	0%	
Contract/Commer	1	1	2	10	271	114	425	30	852	0%	1%	32%	13%	50%	4%	
Employment	0	0	0	0	6	1	7	5	19	0%	0%	32%	5%	37%	26%	
Lieu of P. Writ	0	9	9	2	14	0	18	10	53	17%	4%	26%	0%	34%	19%	
Medical Malprac	6	0	6	3	23	0	23	2	57	11%	5%	40%	0%	40%	4%	
Name Change	0	0	0	0	0	0	8	144	152	0%	0%	0%	0%	5%	95%	
Other Insurance	1	0	1	3	28	1	65	17	115	1%	3%	24%	1%	57%	15%	
Other MCL	0	0	0	0	0	0	0	0	0	0%	0%	0%	0%	0%	0%	
Other Track 1	1	2	3	3	55	44	156	154	415	1%	1%	13%	11%	38%	37%	
Other Track 3	0	0	0	4	20	0	52	17	93	0%	4%	22%	0%	56%	18%	
Other Track 4	0	0	0	2	8	3	4	1	18	0%	11%	44%	17%	22%	6%	
Personal Injury	3	0	3	18	256	8	267	35	587	1%	3%	44%	1%	45%	6%	
Prod Liability	0	0	0	1	5	0	5	5	16	0%	6%	31%	0%	31%	31%	
Prof Malpractic	0	0	0	0	23	2	15	1	41	0%	0%	56%	5%	37%	2%	
PIP Coverage	0	0	0	1	0	0	9	1	11	0%	9%	0%	0%	82%	9%	
Real Property	0	0	0	0	5	1	9	2	17	0%	0%	29%	6%	53%	12%	
Tort Other	2	0	2	3	30	7	67	7	116	2%	3%	26%	6%	58%	6%	
Toxic Tort	0	0	0	0	0	0	0	0	0	0%	0%	0%	0%	0%	0%	
UM/UIM Bod Inj	2	0	2	0	25	0	25	1	53	4%	0%	47%	0%	47%	2%	
Total	42	16	58	79	1,312	380	2,043	492	4,364	1%	2%	30%	9%	47%	11%	

NOTE: Some Multicounty Litigation (MCL) cases were transferred in November 2014: Atlantic to Bergen = 8,935; Atlantic to Middlesex = 4,070.

CIVIL BACKLOG BY CASETYPE JUNE 2015 OCEAN

	Total Backlog	% chg
Jun 13	694	
Jun 14	614	-12%
Jun 15	580	-6%



1) Casetypes with the state's largest backlogs are highlighted.

2) Some Multicounty Litigation (MCL) cases were transferred in November 2014: Atlantic to Bergen = 8,935; Atlantic to Middlesex = 4,070.

CIVIL CASELOAD SUMMARY BY CASETYPE
JULY 2014 - JUNE 2015
PASSAIC

	Filings			Resolutions			Clearance		Backlog			Backlog Percent		Backlog Per 100 Monthly Filings		Active Pending		
	Jul 2013 to Jun 2014	Jul 2014 to Jun 2015	percent change	Jul 2013 to Jun 2014	Jul 2014 to Jun 2015	percent change	Jul 2014 - Jun 2015		Jun 2014	Jun 2015	percent change	Jun 2014	Jun 2015	Jun 2014	Jun 2015	Jun 2014	Jun 2015	percent change
	number	percent																
Act on Neg Inst	23	21	-9%	21	27	29%	6	129%	0	2		0%	18%	0	114	17	11	-35%
Asbestos	0	0	0%	0	0	0%	0	100%	0	0	0%	0%	0%	0	0	0	0	0%
Assault & Bat	15	8	-47%	21	15	-29%	7	188%	0	2		0%	12%	0	300	22	17	-23%
Auto - Pers Inj	2,275	2,115	-7%	2,295	2,293	0%	178	108%	254	254	0%	10%	11%	134	144	2,531	2,354	-7%
Auto - Property	42	34	-19%	39	38	-3%	4	112%	1	1	0%	4%	4%	29	35	27	24	-11%
Book Account	625	526	-16%	647	547	-15%	21	104%	8	15	88%	3%	5%	15	34	319	294	-8%
Civil Rights	10	9	-10%	11	13	18%	4	144%	0	0	0%	0%	0%	0	0	8	4	-50%
Complex Comme	7	6	-14%	15	14	-7%	8	233%	2	0	-100%	33%	0%	343	0	6	9	50%
Condemnation	3	6	100%	7	2	-71%	-4	33%	0	1		0%	20%	0	200	1	5	400%
Construction	25	20	-20%	19	24	26%	4	120%	1	2	100%	4%	10%	48	120	25	20	-20%
Contract/Comme	449	434	-3%	479	471	-2%	37	109%	10	7	-30%	3%	3%	27	19	308	273	-11%
Employment	23	17	-26%	17	24	41%	7	141%	2	0	-100%	10%	0%	104	0	21	10	-52%
Lieu of P. Writ	14	20	43%	18	19	6%	-1	95%	2	3	50%	12%	17%	171	180	17	18	6%
Medical Malprac	46	43	-7%	51	55	8%	12	128%	19	10	-47%	24%	15%	496	279	78	67	-14%
Name Change	161	168	4%	158	176	11%	8	105%	0	0	0%	0%	0%	0	0	30	22	-27%
Other Insurance	80	72	-10%	79	67	-15%	-5	93%	7	2	-71%	17%	5%	105	33	42	40	-5%
Other MCL	1	0	-100%	0	0	0%	0	100%	0	0	0%	0%	0%	0	0	0	0	0%
Other Track 1	248	235	-5%	248	226	-9%	-9	96%	7	10	43%	7%	9%	34	51	105	107	2%
Other Track 3	79	88	11%	80	82	3%	-6	93%	5	4	-20%	6%	4%	76	55	87	97	11%
Other Track 4	13	9	-31%	12	7	-42%	-2	78%	5	9	80%	24%	32%	462	1,200	21	28	33%
Personal Injury	754	822	9%	814	764	-6%	-58	93%	97	88	-9%	11%	9%	154	128	909	960	6%
Prod Liability	16	15	-6%	10	18	80%	3	120%	2	5	150%	7%	18%	150	400	29	28	-3%
Prof Malpractic	23	31	35%	43	29	-33%	-2	94%	3	1	-67%	10%	3%	157	39	30	35	17%
PIP Coverage	44	34	-23%	44	31	-30%	-3	91%	0	0	0%	0%	0%	0	0	11	14	27%
Real Property	26	30	15%	19	29	53%	-1	97%	1	2	100%	6%	11%	46	80	18	18	0%
Tort Other	89	96	8%	99	94	-5%	-2	98%	8	4	-50%	10%	5%	108	50	80	79	-1%
Toxic Tort	5	2	-60%	6	1	-83%	-1	50%	0	0	0%	0%	0%	0	0	3	5	67%
UM/UIIM Bod Inj	100	66	-34%	57	78	37%	12	118%	3	11	267%	3%	13%	36	200	99	88	-11%
Total	5,196	4,927	-5%	5,309	5,144	-3%	217	104%	437	433	-1%	9%	9%	101	105	4,844	4,627	-4%

NOTE: Some Multicounty Litigation (MCL) cases were transferred in November 2014: Atlantic to Bergen = 8,935; Atlantic to Middlesex = 4,070.

CIVIL BACKLOG SUMMARY BY CASETYPE

JUNE 2015

PASSAIC

	Cases in Backlog															
	Track 1					Track 2				Track 3			Track 4			Total Backlog
	12 to 18 months	18 to 24 months	24 to 36 months	over 36 months	Total Track 1	18 to 24 months	24 to 36 months	over 36 months	Total Track 2	24 to 36 months	over 36 months	Total Track 3	24 to 36 months	over 36 months	Total Track 4	
Act on Neg Inst	1	1	0	0	2	0	0	0	0	0	0	0	0	0	0	2
Asbestos	0	0	0	0	0	0	0	0	0	0	0	0	0	0	0	0
Assault & Bat	0	0	0	0	0	0	0	0	0	2	0	2	0	0	0	2
Auto - Pers Inj	0	0	0	0	0	230	24	0	254	0	0	0	0	0	0	254
Auto - Property	0	0	0	0	0	1	0	0	1	0	0	0	0	0	0	1
Book Account	12	2	1	0	15	0	0	0	0	0	0	0	0	0	0	15
Civil Rights	0	0	0	0	0	0	0	0	0	0	0	0	0	0	0	0
Complex Comme	0	0	0	0	0	0	0	0	0	0	0	0	0	0	0	0
Condemnation	0	0	0	0	0	0	0	0	0	1	0	1	0	0	0	1
Construction	0	0	0	0	0	0	1	1	2	0	0	0	0	0	0	2
Contract/Comme	0	0	0	0	0	6	1	0	7	0	0	0	0	0	0	7
Employment	0	0	0	0	0	0	0	0	0	0	0	0	0	0	0	0
Lieu of P. Writ	0	0	0	0	0	0	0	0	0	0	0	0	3	0	3	3
Medical Malprac	0	0	0	0	0	0	0	0	0	8	2	10	0	0	0	10
Name Change	0	0	0	0	0	0	0	0	0	0	0	0	0	0	0	0
Other Insurance	1	1	0	0	2	0	0	0	0	0	0	0	0	0	0	2
Other MCL	0	0	0	0	0	0	0	0	0	0	0	0	0	0	0	0
Other Track 1	9	1	0	0	10	0	0	0	0	0	0	0	0	0	0	10
Other Track 3	0	0	0	0	0	0	0	0	0	3	1	4	0	0	0	4
Other Track 4	0	0	0	0	0	0	0	0	0	0	0	0	5	4	9	9
Personal Injury	0	0	0	0	0	78	10	0	88	0	0	0	0	0	0	88
Prod Liability	0	0	0	0	0	0	0	0	0	5	0	5	0	0	0	5
Prof Malpractic	0	0	0	0	0	0	0	0	0	1	0	1	0	0	0	1
PIP Coverage	0	0	0	0	0	0	0	0	0	0	0	0	0	0	0	0
Real Property	2	0	0	0	2	0	0	0	0	0	0	0	0	0	0	2
Tort Other	0	0	0	0	0	4	0	0	4	0	0	0	0	0	0	4
Toxic Tort	0	0	0	0	0	0	0	0	0	0	0	0	0	0	0	0
UM/UIM Bod Inj	0	0	0	0	0	11	0	0	11	0	0	0	0	0	0	11
Total	25	5	1	0	31	330	36	1	367	20	3	23	8	4	12	433

NOTE: Some Multicounty Litigation (MCL) cases were transferred in November 2014: Atlantic to Bergen = 8,935; Atlantic to Middlesex = 4,070.

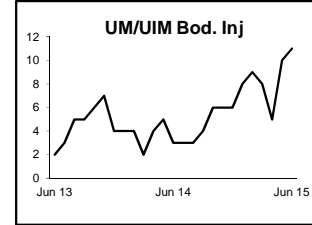
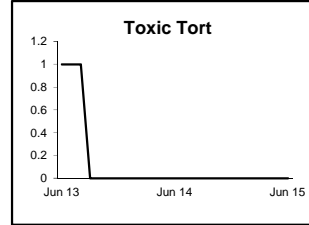
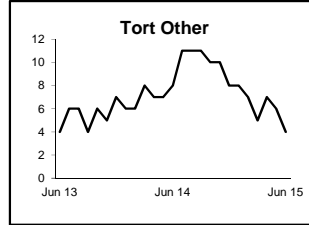
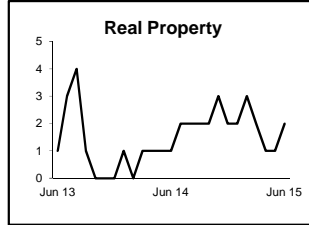
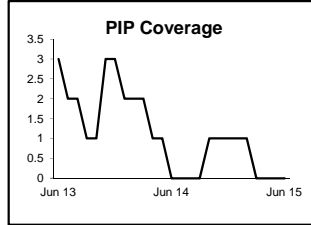
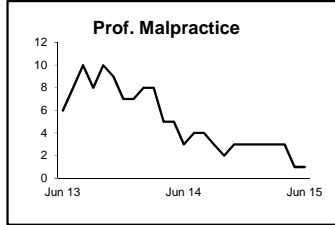
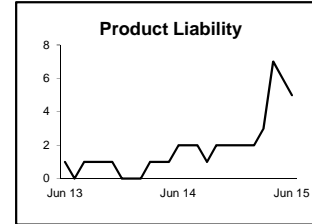
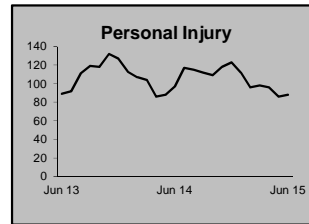
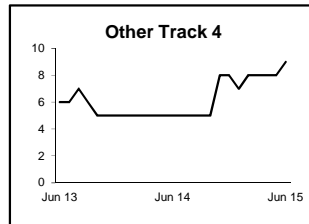
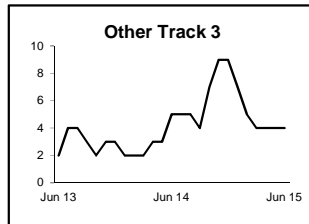
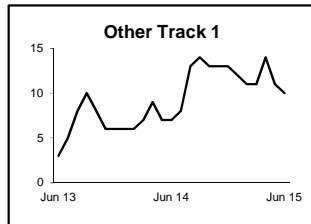
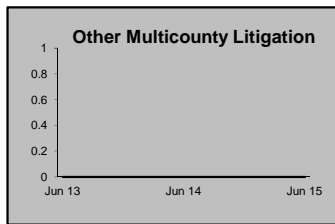
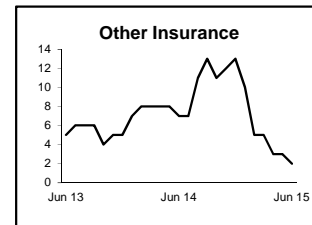
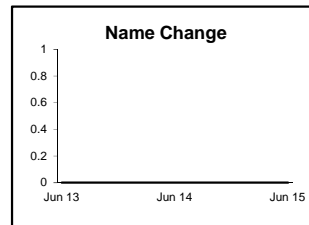
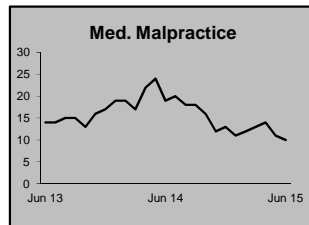
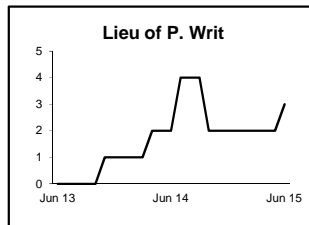
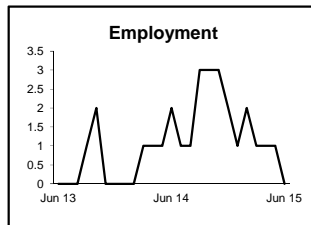
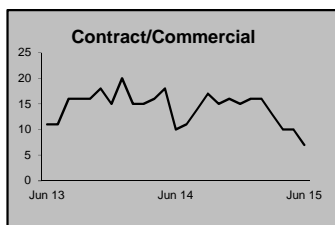
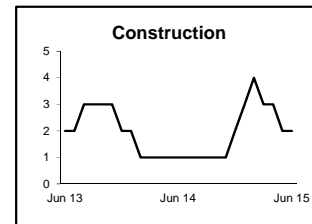
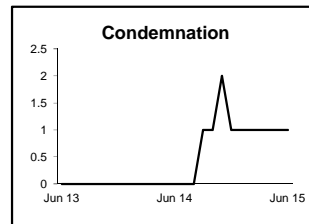
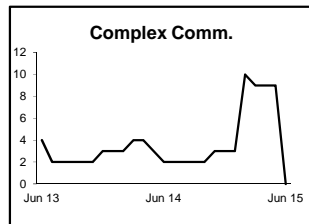
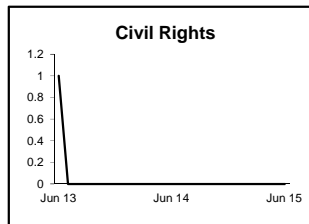
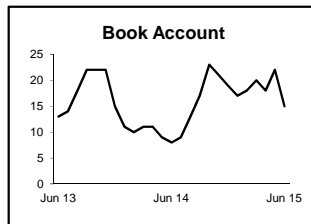
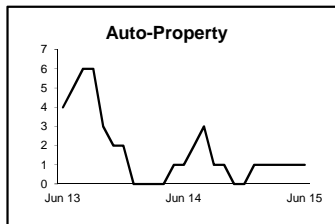
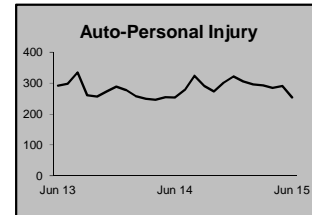
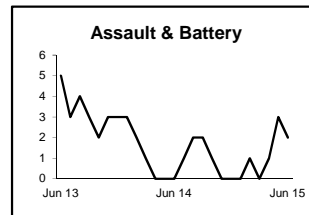
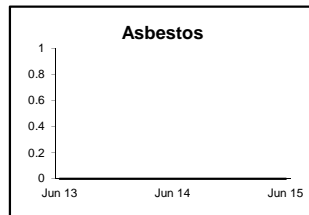
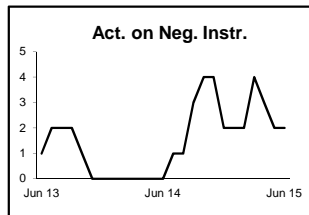
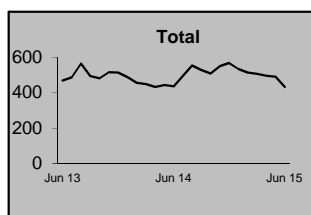
CIVIL RESOLUTION SUMMARY BY CASETYPE
JULY 2014 - JUNE 2015
PASSAIC

	Trial			Summary					Total	Percent resolved by						Monthly Resolutions
	Jury	Nonjury	Total	Judgment	Settlement	Default Judgment	Dismiss	Other		Trial	Sum Jud	Settle	Default J	Dismiss	Other	
Act on Neg Inst	0	0	0	4	6	8	7	2	27	0%	15%	22%	30%	26%	7%	<p>The 'Monthly Resolutions' section contains three line charts. The first chart, 'Trials', shows monthly counts from 14/06 to 15/06, with values ranging from 0 to 12. The second chart, 'Settlements', shows monthly counts from 14/06 to 15/06, with values ranging from 0 to 300. The third chart, 'Def Judg' and 'Dismiss', shows monthly counts from 14/06 to 15/06, with values ranging from 0 to 250.</p>
Asbestos	0	0	0	0	0	0	0	0	0	0%	0%	0%	0%	0%	0%	
Assault & Bat	0	0	0	0	5	2	8	0	15	0%	0%	33%	13%	53%	0%	
Auto - Pers Inj	21	0	21	9	1,428	18	752	65	2,293	1%	0%	62%	1%	33%	3%	
Auto - Property	0	0	0	0	15	6	16	1	38	0%	0%	39%	16%	42%	3%	
Book Account	1	1	2	14	117	178	228	8	547	0%	3%	21%	33%	42%	1%	
Civil Rights	0	0	0	1	2	0	6	4	13	0%	8%	15%	0%	46%	31%	
Complex Commer	0	0	0	0	1	0	12	1	14	0%	0%	7%	0%	86%	7%	
Condemnation	0	1	1	0	0	0	1	0	2	50%	0%	0%	0%	50%	0%	
Construction	0	0	0	0	8	0	16	0	24	0%	0%	33%	0%	67%	0%	
Contract/Commer	1	3	4	12	115	119	195	26	471	1%	3%	24%	25%	41%	6%	
Employment	0	0	0	2	8	2	7	5	24	0%	8%	33%	8%	29%	21%	
Lieu of P. Writ	0	0	0	0	4	0	12	3	19	0%	0%	21%	0%	63%	16%	
Medical Malprac	2	0	2	1	30	1	21	0	55	4%	2%	55%	2%	38%	0%	
Name Change	0	0	0	0	0	0	16	160	176	0%	0%	0%	0%	9%	91%	
Other Insurance	0	0	0	0	25	0	34	8	67	0%	0%	37%	0%	51%	12%	
Other MCL	0	0	0	0	0	0	0	0	0	0%	0%	0%	0%	0%	0%	
Other Track 1	1	1	2	1	66	17	107	33	226	1%	0%	29%	8%	47%	15%	
Other Track 3	0	0	0	2	43	0	27	10	82	0%	2%	52%	0%	33%	12%	
Other Track 4	0	0	0	2	0	0	4	1	7	0%	29%	0%	0%	57%	14%	
Personal Injury	2	0	2	7	471	16	238	30	764	0%	1%	62%	2%	31%	4%	
Prod Liability	0	0	0	0	6	0	8	4	18	0%	0%	33%	0%	44%	22%	
Prof Malpractic	1	0	1	1	12	2	13	0	29	3%	3%	41%	7%	45%	0%	
PIP Coverage	0	0	0	0	4	1	23	3	31	0%	0%	13%	3%	74%	10%	
Real Property	0	0	0	0	7	1	15	6	29	0%	0%	24%	3%	52%	21%	
Tort Other	0	2	2	1	29	8	49	5	94	2%	1%	31%	9%	52%	5%	
Toxic Tort	0	0	0	0	0	0	1	0	1	0%	0%	0%	0%	100%	0%	
UM/UIIM Bod Inj	0	0	0	0	40	1	35	2	78	0%	0%	51%	1%	45%	3%	
Total	29	8	37	57	2,442	380	1,851	377	5,144	1%	1%	47%	7%	36%	7%	

NOTE: Some Multicounty Litigation (MCL) cases were transferred in November 2014: Atlantic to Bergen = 8,935; Atlantic to Middlesex = 4,070.

CIVIL BACKLOG BY CASETYPE JUNE 2015 PASSAIC

	Total Backlog	% chg
Jun 13	470	
Jun 14	437	-7%
Jun 15	433	-1%



1) Casetypes with the state's largest backlogs are highlighted.

2) Some Multicounty Litigation (MCL) cases were transferred in November 2014: Atlantic to Bergen = 8,935; Atlantic to Middlesex = 4,070.

CIVIL CASELOAD SUMMARY BY CASETYPE
JULY 2014 - JUNE 2015
SALEM

	Filings			Resolutions			Clearance		Backlog			Backlog Percent		Backlog Per 100 Monthly Filings		Active Pending		
	Jul 2013 to Jun 2014	Jul 2014 to Jun 2015	percent change	Jul 2013 to Jun 2014	Jul 2014 to Jun 2015	percent change	Jul 2014 - Jun 2015		Jun 2014	Jun 2015	percent change	Jun 2014	Jun 2015	Jun 2014	Jun 2015	Jun 2014	Jun 2015	percent change
	number	percent																
Act on Neg Inst	2	1	-50%	2	1	-50%	0	100%	0	1		0%	100%	0	1,200	1	1	0%
Asbestos	0	0	0%	0	0	0%	0	100%	0	0	0%	0%	0%	0	0	0	0	0%
Assault & Bat	2	1	-50%	2	2	0%	1	200%	1	0	-100%	33%	0%	600	0	3	2	-33%
Auto - Pers Inj	48	40	-17%	55	52	-5%	12	130%	10	5	-50%	19%	13%	250	150	52	40	-23%
Auto - Property	3	2	-33%	5	5	0%	3	250%	0	0	0%	0%	0%	0	0	4	1	-75%
Book Account	52	52	0%	49	43	-12%	-9	83%	0	2		0%	6%	0	46	27	36	33%
Civil Rights	1	1	0%	3	1	-67%	0	100%	0	0	0%	0%	0%	0	0	1	1	0%
Complex Comme	0	0	0%	0	0	0%	0	100%	0	0	0%	0%	0%	0	0	0	0	0%
Condemnation	0	1		0	0	0%	-1	0%	0	0	0%	0%	0%	0	0	0	1	
Construction	1	1	0%	2	1	-50%	0	100%	0	0	0%	0%	0%	0	0	1	1	0%
Contract/Comme	34	36	6%	38	27	-29%	-9	75%	1	0	-100%	5%	0%	35	0	20	28	40%
Employment	2	0	-100%	1	2	100%	2	100%	0	0	0%	0%	0%	0	0	2	0	-100%
Lieu of P. Writ	4	4	0%	6	3	-50%	-1	75%	0	0	0%	0%	0%	0	0	1	1	0%
Medical Malprac	4	0	-100%	7	2	-71%	2	100%	2	3	50%	29%	60%	600		7	5	-29%
Name Change	12	16	33%	11	18	64%	2	113%	0	0	0%	0%	0%	0	0	3	1	-67%
Other Insurance	1	3	200%	6	1	-83%	-2	33%	0	0	0%	0%	0%	0	0	1	3	200%
Other MCL	0	0	0%	0	0	0%	0	100%	0	0	0%	0%	0%	0	0	0	0	0%
Other Track 1	34	37	9%	31	29	-6%	-8	78%	1	1	0%	9%	5%	35	32	11	19	73%
Other Track 3	6	1	-83%	6	5	-17%	4	500%	1	2	100%	13%	40%	200	2,400	8	5	-38%
Other Track 4	2	4	100%	3	2	-33%	-2	50%	1	1	0%	50%	25%	600	300	2	4	100%
Personal Injury	34	27	-21%	42	26	-38%	-1	96%	7	5	-29%	20%	14%	247	222	35	35	0%
Prod Liability	1	0	-100%	3	1	-67%	1	100%	0	0	0%	0%	0%	0	0	1	0	-100%
Prof Malpractic	1	2	100%	2	1	-50%	-1	50%	0	0	0%	0%	0%	0	0	1	3	200%
PIP Coverage	4	4	0%	2	5	150%	1	125%	1	0	-100%	33%	0%	300	0	3	2	-33%
Real Property	0	4		0	1		-3	25%	0	0	0%	0%	0%	0	0	0	3	
Tort Other	3	11	267%	7	6	-14%	-5	55%	0	0	0%	0%	0%	0	0	2	7	250%
Toxic Tort	0	1		1	0	-100%	-1	0%	0	0	0%	0%	0%	0	0	0	1	
UM/UIB Bod Inj	6	1	-83%	3	4	33%	3	400%	0	1		0%	100%	0	1,200	4	1	-75%
Total	257	250	-3%	287	238	-17%	-12	95%	25	21	-16%	13%	10%	117	101	190	201	6%

NOTE: Some Multicounty Litigation (MCL) cases were transferred in November 2014: Atlantic to Bergen = 8,935; Atlantic to Middlesex = 4,070.

CIVIL BACKLOG SUMMARY BY CASETYPE

JUNE 2015

SALEM

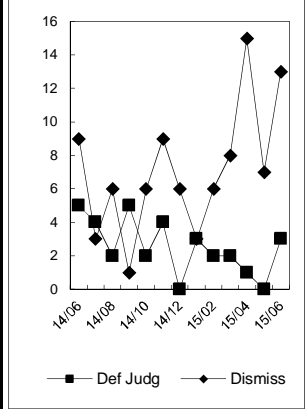
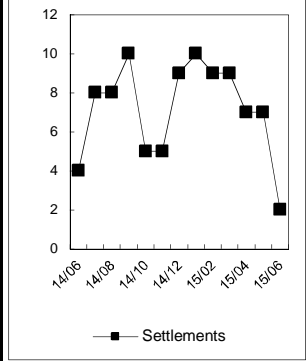
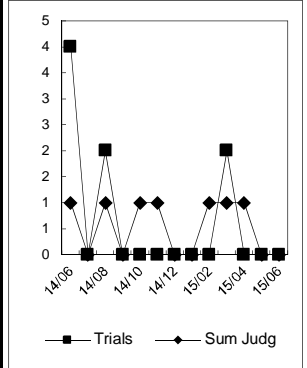
	Cases in Backlog															
	Track 1					Track 2				Track 3			Track 4			Total Backlog
	12 to 18 months	18 to 24 months	24 to 36 months	over 36 months	Total Track 1	18 to 24 months	24 to 36 months	over 36 months	Total Track 2	24 to 36 months	over 36 months	Total Track 3	24 to 36 months	over 36 months	Total Track 4	
Act on Neg Inst	0	1	0	0	1	0	0	0	0	0	0	0	0	0	0	1
Asbestos	0	0	0	0	0	0	0	0	0	0	0	0	0	0	0	0
Assault & Bat	0	0	0	0	0	0	0	0	0	0	0	0	0	0	0	0
Auto - Pers Inj	0	0	0	0	0	5	0	0	5	0	0	0	0	0	0	5
Auto - Property	0	0	0	0	0	0	0	0	0	0	0	0	0	0	0	0
Book Account	2	0	0	0	2	0	0	0	0	0	0	0	0	0	0	2
Civil Rights	0	0	0	0	0	0	0	0	0	0	0	0	0	0	0	0
Complex Comme	0	0	0	0	0	0	0	0	0	0	0	0	0	0	0	0
Condemnation	0	0	0	0	0	0	0	0	0	0	0	0	0	0	0	0
Construction	0	0	0	0	0	0	0	0	0	0	0	0	0	0	0	0
Contract/Comme	0	0	0	0	0	0	0	0	0	0	0	0	0	0	0	0
Employment	0	0	0	0	0	0	0	0	0	0	0	0	0	0	0	0
Lieu of P. Writ	0	0	0	0	0	0	0	0	0	0	0	0	0	0	0	0
Medical Malprac	0	0	0	0	0	0	0	0	0	2	1	3	0	0	0	3
Name Change	0	0	0	0	0	0	0	0	0	0	0	0	0	0	0	0
Other Insurance	0	0	0	0	0	0	0	0	0	0	0	0	0	0	0	0
Other MCL	0	0	0	0	0	0	0	0	0	0	0	0	0	0	0	0
Other Track 1	0	1	0	0	1	0	0	0	0	0	0	0	0	0	0	1
Other Track 3	0	0	0	0	0	0	0	0	0	2	0	2	0	0	0	2
Other Track 4	0	0	0	0	0	0	0	0	0	0	0	0	0	1	1	1
Personal Injury	0	0	0	0	0	4	1	0	5	0	0	0	0	0	0	5
Prod Liability	0	0	0	0	0	0	0	0	0	0	0	0	0	0	0	0
Prof Malpractic	0	0	0	0	0	0	0	0	0	0	0	0	0	0	0	0
PIP Coverage	0	0	0	0	0	0	0	0	0	0	0	0	0	0	0	0
Real Property	0	0	0	0	0	0	0	0	0	0	0	0	0	0	0	0
Tort Other	0	0	0	0	0	0	0	0	0	0	0	0	0	0	0	0
Toxic Tort	0	0	0	0	0	0	0	0	0	0	0	0	0	0	0	0
UM/UIM Bod Inj	0	0	0	0	0	1	0	0	1	0	0	0	0	0	0	1
Total	2	2	0	0	4	10	1	0	11	4	1	5	0	1	1	21

NOTE: Some Multicounty Litigation (MCL) cases were transferred in November 2014: Atlantic to Bergen = 8,935; Atlantic to Middlesex = 4,070.

CIVIL RESOLUTION SUMMARY BY CASETYPE
JULY 2014 - JUNE 2015
SALEM

	Trial			Summary					Total	Percent resolved by						Monthly Resolutions
	Jury	Nonjury	Total	Judgment	Settlement	Default Judgment	Dismiss	Other		Trial	Sum Jud	Settle	Default J	Dismiss	Other	
Act on Neg Inst	0	0	0	0	0	1	0	0	1	0%	0%	0%	100%	0%	0%	
Asbestos	0	0	0	0	0	0	0	0	0	0%	0%	0%	0%	0%	0%	
Assault & Bat	0	0	0	0	0	0	1	1	2	0%	0%	0%	0%	50%	50%	
Auto - Pers Inj	0	0	0	1	28	1	21	1	52	0%	2%	54%	2%	40%	2%	
Auto - Property	0	0	0	0	3	0	2	0	5	0%	0%	60%	0%	40%	0%	
Book Account	0	0	0	1	8	16	18	0	43	0%	2%	19%	37%	42%	0%	
Civil Rights	0	0	0	0	0	0	1	0	1	0%	0%	0%	0%	100%	0%	
Complex Commer	0	0	0	0	0	0	0	0	0	0%	0%	0%	0%	0%	0%	
Condemnation	0	0	0	0	0	0	0	0	0	0%	0%	0%	0%	0%	0%	
Construction	0	0	0	0	0	1	0	0	1	0%	0%	0%	100%	0%	0%	
Contract/Commer	1	0	1	1	13	7	5	0	27	4%	4%	48%	26%	19%	0%	
Employment	0	0	0	0	2	0	0	0	2	0%	0%	100%	0%	0%	0%	
Lieu of P. Writ	0	1	1	0	0	0	2	0	3	33%	0%	0%	0%	67%	0%	
Medical Malprac	0	0	0	0	2	0	0	0	2	0%	0%	100%	0%	0%	0%	
Name Change	0	0	0	0	0	0	2	16	18	0%	0%	0%	0%	11%	89%	
Other Insurance	0	0	0	0	0	0	1	0	1	0%	0%	0%	0%	100%	0%	
Other MCL	0	0	0	0	0	0	0	0	0	0%	0%	0%	0%	0%	0%	
Other Track 1	0	0	0	2	9	0	8	10	29	0%	7%	31%	0%	28%	34%	
Other Track 3	0	0	0	0	4	0	1	0	5	0%	0%	80%	0%	20%	0%	
Other Track 4	0	0	0	0	2	0	0	0	2	0%	0%	100%	0%	0%	0%	
Personal Injury	2	0	2	1	11	2	10	0	26	8%	4%	42%	8%	38%	0%	
Prod Liability	0	0	0	0	1	0	0	0	1	0%	0%	100%	0%	0%	0%	
Prof Malpractic	0	0	0	0	0	0	1	0	1	0%	0%	0%	0%	100%	0%	
PIP Coverage	0	0	0	0	2	0	3	0	5	0%	0%	40%	0%	60%	0%	
Real Property	0	0	0	0	0	0	1	0	1	0%	0%	0%	0%	100%	0%	
Tort Other	0	0	0	0	2	0	4	0	6	0%	0%	33%	0%	67%	0%	
Toxic Tort	0	0	0	0	0	0	0	0	0	0%	0%	0%	0%	0%	0%	
UM/UIIM Bod Inj	0	0	0	0	2	0	2	0	4	0%	0%	50%	0%	50%	0%	
Total	3	1	4	6	89	28	83	28	238	2%	3%	37%	12%	35%	12%	

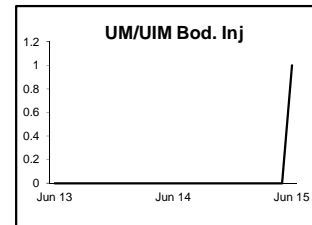
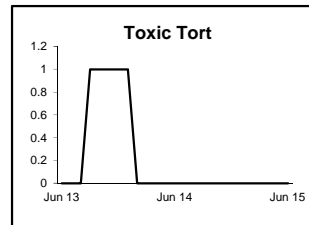
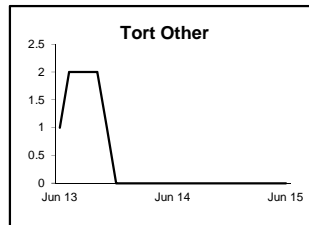
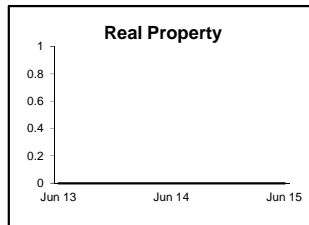
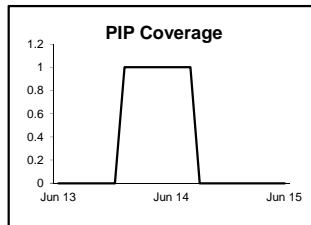
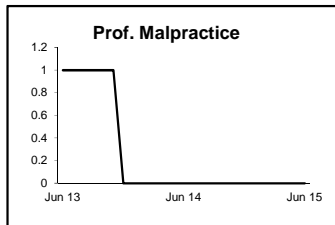
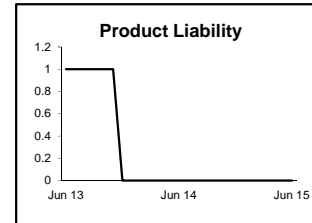
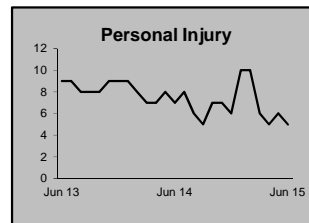
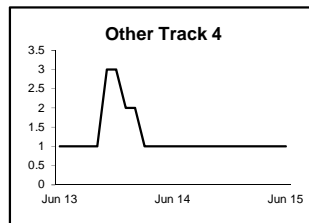
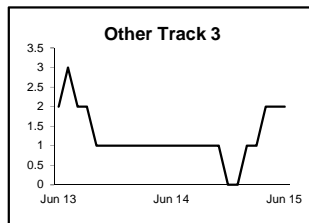
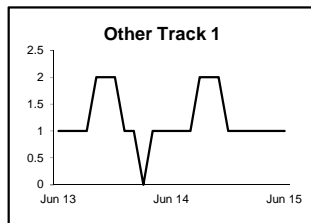
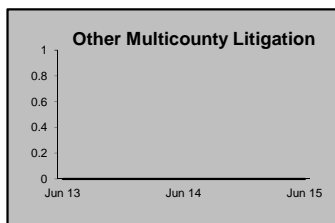
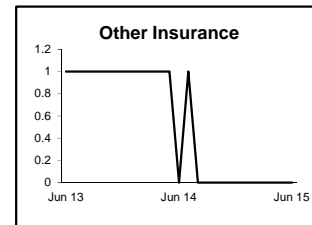
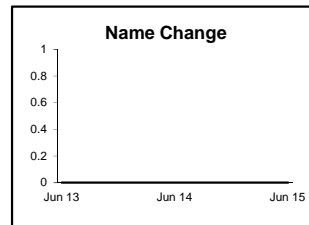
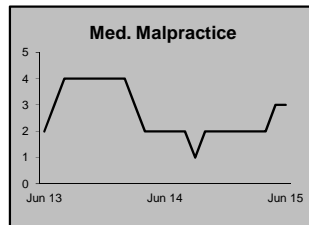
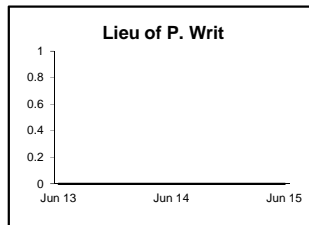
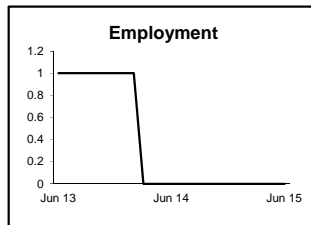
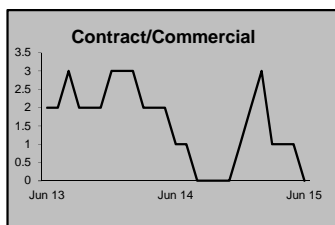
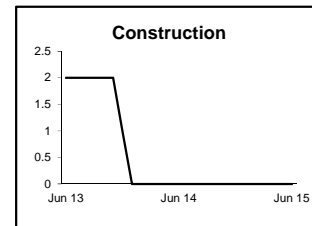
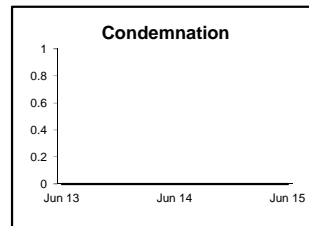

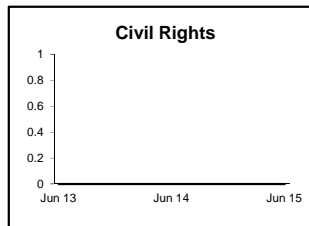
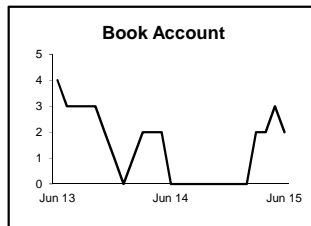
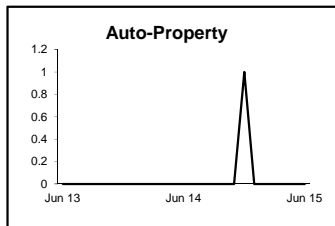
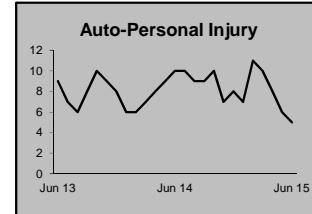
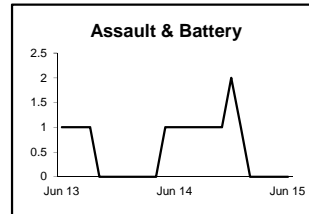
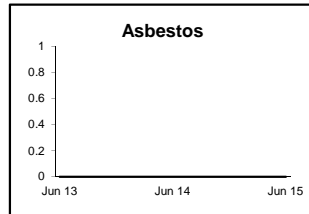
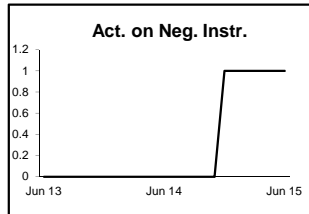
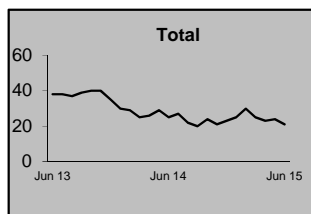
Monthly Resolutions



NOTE: Some Multicounty Litigation (MCL) cases were transferred in November 2014: Atlantic to Bergen = 8,935; Atlantic to Middlesex = 4,070.

CIVIL BACKLOG BY CASETYPE JUNE 2015 SALEM

	Total Backlog	% chg
Jun 13	38	
Jun 14	25	-34%
Jun 15	21	-16%



1) Casetypes with the state's largest backlogs are highlighted.

2) Some Multicounty Litigation (MCL) cases were transferred in November 2014: Atlantic to Bergen = 8,935; Atlantic to Middlesex = 4,070.

CIVIL CASELOAD SUMMARY BY CASETYPE
JULY 2014 - JUNE 2015
SOMERSET

	Filings			Resolutions			Clearance		Backlog			Backlog Percent		Backlog Per 100 Monthly Filings		Active Pending		
	Jul 2013 to Jun 2014	Jul 2014 to Jun 2015	percent change	Jul 2013 to Jun 2014	Jul 2014 to Jun 2015	percent change	Jul 2014 - Jun 2015		Jun 2014	Jun 2015	percent change	Jun 2014	Jun 2015	Jun 2014	Jun 2015	Jun 2014	Jun 2015	percent change
	number	percent																
Act on Neg Inst	8	10	25%	13	10	-23%	0	100%	0	1		0%	20%	0	120	5	5	0%
Asbestos	1	1	0%	0	0	0%	-1	0%	0	0	0%	0%	0%	0	0	0	0	0%
Assault & Bat	7	2	-71%	5	4	-20%	2	200%	1	1	0%	13%	14%	171	600	8	7	-13%
Auto - Pers Inj	328	353	8%	382	358	-6%	5	101%	80	68	-15%	20%	17%	293	231	401	398	-1%
Auto - Property	7	12	71%	14	14	0%	2	117%	4	0	-100%	40%	0%	686	0	10	8	-20%
Book Account	437	367	-16%	368	426	16%	59	116%	14	5	-64%	5%	3%	38	16	257	191	-26%
Civil Rights	9	21	133%	8	15	88%	-6	71%	0	1		0%	7%	0	57	6	14	133%
Complex Comme	3	5	67%	4	10	150%	5	200%	8	5	-38%	53%	45%	3,200	1,200	15	11	-27%
Condemnation	22	2	-91%	14	12	-14%	10	600%	0	0	0%	0%	0%	0	0	11	0	-100%
Construction	14	18	29%	17	20	18%	2	111%	2	0	-100%	11%	0%	171	0	18	17	-6%
Contract/Comme	327	303	-7%	385	325	-16%	22	107%	21	19	-10%	9%	9%	77	75	236	218	-8%
Employment	17	10	-41%	14	11	-21%	1	110%	1	3	200%	9%	33%	71	360	11	9	-18%
Lieu of P. Writ	6	23	283%	16	16	0%	-7	70%	1	1	0%	25%	8%	200	52	4	13	225%
Medical Malprac	19	17	-11%	21	16	-24%	-1	94%	9	12	33%	23%	29%	568	847	39	41	5%
Name Change	99	107	8%	96	104	8%	-3	97%	0	0	0%	0%	0%	0	0	15	18	20%
Other Insurance	42	38	-10%	35	42	20%	4	111%	6	2	-67%	22%	10%	171	63	27	21	-22%
Other MCL	0	0	0%	0	0	0%	0	100%	0	0	0%	0%	0%	0	0	0	0	0%
Other Track 1	165	177	7%	184	146	-21%	-31	82%	6	1	-83%	14%	1%	44	7	44	69	57%
Other Track 3	42	45	7%	53	45	-15%	0	100%	6	4	-33%	13%	9%	171	107	46	45	-2%
Other Track 4	21	18	-14%	25	26	4%	8	144%	8	8	0%	24%	35%	457	533	33	23	-30%
Personal Injury	176	212	20%	188	210	12%	-2	99%	60	31	-48%	24%	12%	409	175	254	256	1%
Prod Liability	8	10	25%	10	9	-10%	-1	90%	3	1	-67%	23%	8%	450	120	13	13	0%
Prof Malpractic	19	26	37%	22	39	77%	13	150%	13	11	-15%	29%	29%	821	508	45	38	-16%
PIP Coverage	4	8	100%	5	6	20%	-2	75%	1	0	-100%	33%	0%	300	0	3	4	33%
Real Property	9	10	11%	15	6	-60%	-4	60%	0	0	0%	0%	0%	0	0	5	9	80%
Tort Other	52	50	-4%	51	41	-20%	-9	82%	5	6	20%	12%	11%	115	144	41	55	34%
Toxic Tort	3	1	-67%	1	1	0%	0	100%	0	0	0%	0%	0%	0	0	2	2	0%
UM/UIIM Bod Inj	19	13	-32%	10	20	100%	7	154%	1	2	100%	5%	15%	63	185	19	13	-32%
Total	1,864	1,859	0%	1,956	1,932	-1%	73	104%	250	182	-27%	16%	12%	161	117	1,568	1,498	-4%

NOTE: Some Multicounty Litigation (MCL) cases were transferred in November 2014: Atlantic to Bergen = 8,935; Atlantic to Middlesex = 4,070.

CIVIL BACKLOG SUMMARY BY CASETYPE

JUNE 2015

SOMERSET

	Cases in Backlog															
	Track 1					Track 2				Track 3			Track 4			Total Backlog
	12 to 18 months	18 to 24 months	24 to 36 months	over 36 months	Total Track 1	18 to 24 months	24 to 36 months	over 36 months	Total Track 2	24 to 36 months	over 36 months	Total Track 3	24 to 36 months	over 36 months	Total Track 4	
Act on Neg Inst	1	0	0	0	1	0	0	0	0	0	0	0	0	0	0	1
Asbestos	0	0	0	0	0	0	0	0	0	0	0	0	0	0	0	0
Assault & Bat	0	0	0	0	0	0	0	0	0	1	0	1	0	0	0	1
Auto - Pers Inj	0	0	0	0	0	42	24	2	68	0	0	0	0	0	0	68
Auto - Property	0	0	0	0	0	0	0	0	0	0	0	0	0	0	0	0
Book Account	5	0	0	0	5	0	0	0	0	0	0	0	0	0	0	5
Civil Rights	0	0	0	0	0	0	0	0	0	1	0	1	0	0	0	1
Complex Comme	0	0	0	0	0	0	0	0	0	0	0	0	2	3	5	5
Condemnation	0	0	0	0	0	0	0	0	0	0	0	0	0	0	0	0
Construction	0	0	0	0	0	0	0	0	0	0	0	0	0	0	0	0
Contract/Comme	0	0	0	0	0	11	3	5	19	0	0	0	0	0	0	19
Employment	0	0	0	0	0	2	1	0	3	0	0	0	0	0	0	3
Lieu of P. Writ	0	0	0	0	0	0	0	0	0	0	0	0	0	1	1	1
Medical Malprac	0	0	0	0	0	0	0	0	0	10	2	12	0	0	0	12
Name Change	0	0	0	0	0	0	0	0	0	0	0	0	0	0	0	0
Other Insurance	1	1	0	0	2	0	0	0	0	0	0	0	0	0	0	2
Other MCL	0	0	0	0	0	0	0	0	0	0	0	0	0	0	0	0
Other Track 1	0	0	0	1	1	0	0	0	0	0	0	0	0	0	0	1
Other Track 3	0	0	0	0	0	0	0	0	0	1	3	4	0	0	0	4
Other Track 4	0	0	0	0	0	0	0	0	0	0	0	0	5	3	8	8
Personal Injury	0	0	0	0	0	17	13	1	31	0	0	0	0	0	0	31
Prod Liability	0	0	0	0	0	0	0	0	0	1	0	1	0	0	0	1
Prof Malpractic	0	0	0	0	0	0	0	0	0	6	5	11	0	0	0	11
PIP Coverage	0	0	0	0	0	0	0	0	0	0	0	0	0	0	0	0
Real Property	0	0	0	0	0	0	0	0	0	0	0	0	0	0	0	0
Tort Other	0	0	0	0	0	3	1	2	6	0	0	0	0	0	0	6
Toxic Tort	0	0	0	0	0	0	0	0	0	0	0	0	0	0	0	0
UM/UIM Bod Inj	0	0	0	0	0	2	0	0	2	0	0	0	0	0	0	2
Total	7	1	0	1	9	77	42	10	129	20	10	30	7	7	14	182

NOTE: Some Multicounty Litigation (MCL) cases were transferred in November 2014: Atlantic to Bergen = 8,935; Atlantic to Middlesex = 4,070.

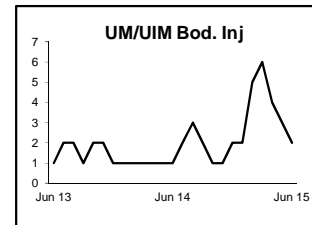
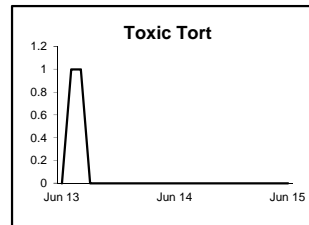
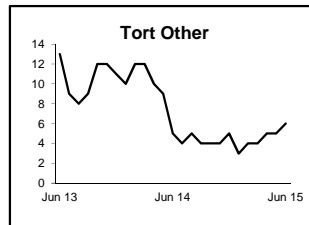
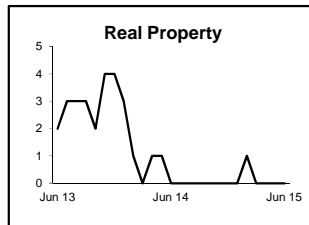
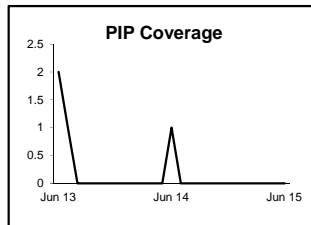
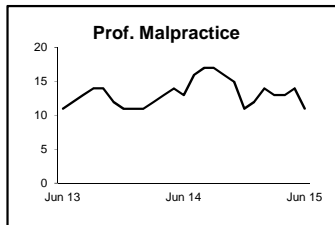
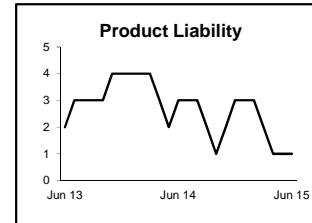
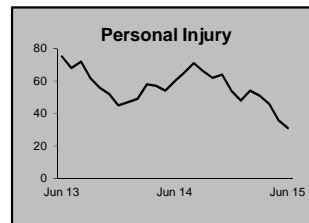
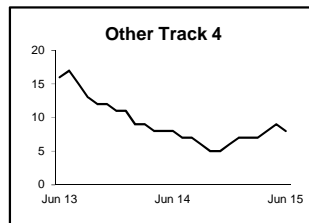
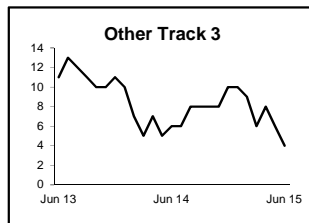
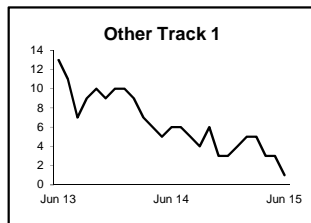
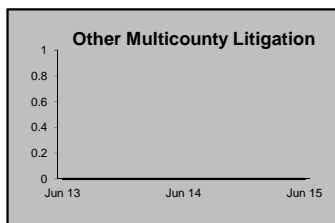
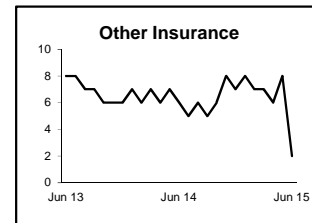

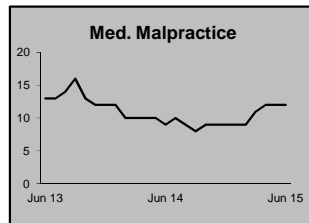
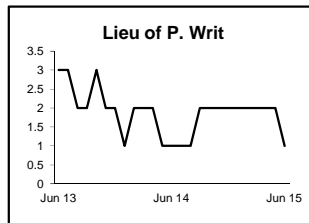
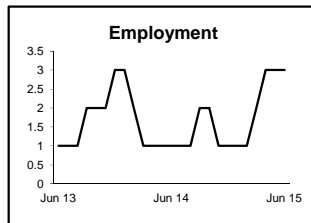
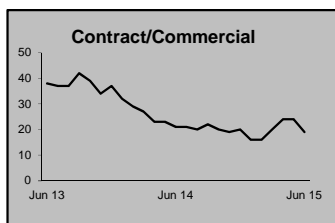
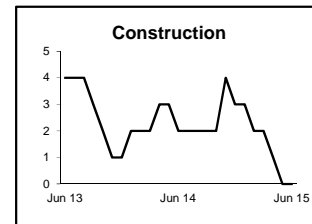
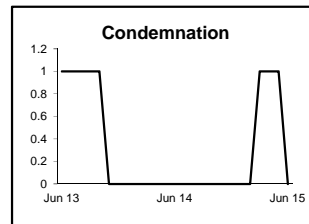
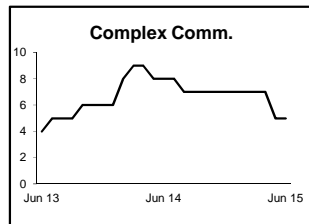
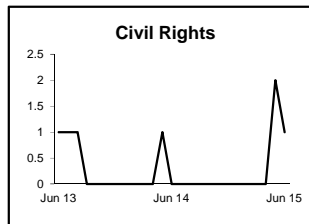
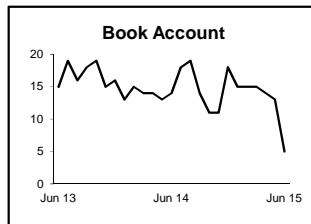
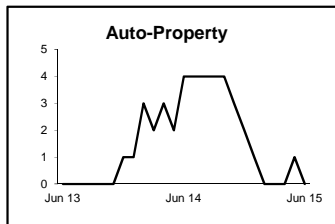
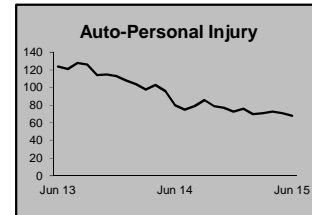
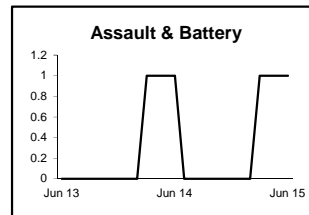
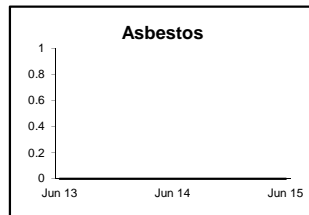
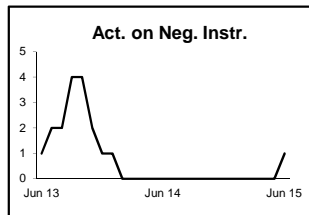
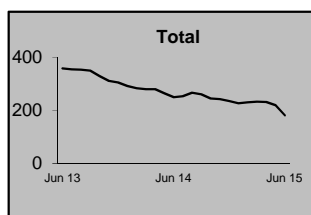
CIVIL RESOLUTION SUMMARY BY CASETYPE
JULY 2014 - JUNE 2015
SOMERSET

	Trial			Summary					Total	Percent resolved by						Monthly Resolutions
	Jury	Nonjury	Total	Judgment	Settlement	Default Judgment	Dismiss	Other		Trial	Sum Jud	Settle	Default J	Dismiss	Other	
Act on Neg Inst	0	0	0	0	0	5	5	0	10	0%	0%	0%	50%	50%	0%	
Asbestos	0	0	0	0	0	0	0	0	0	0%	0%	0%	0%	0%	0%	
Assault & Bat	0	0	0	0	2	0	2	0	4	0%	0%	50%	0%	50%	0%	
Auto - Pers Inj	4	0	4	4	154	1	182	13	358	1%	1%	43%	0%	51%	4%	
Auto - Property	0	0	0	0	5	1	7	1	14	0%	0%	36%	7%	50%	7%	
Book Account	0	3	3	13	63	120	220	7	426	1%	3%	15%	28%	52%	2%	
Civil Rights	0	0	0	0	0	0	13	2	15	0%	0%	0%	0%	87%	13%	
Complex Commer	0	0	0	1	5	0	4	0	10	0%	10%	50%	0%	40%	0%	
Condemnation	0	0	0	2	4	0	1	5	12	0%	17%	33%	0%	8%	42%	
Construction	1	0	1	0	6	3	9	1	20	5%	0%	30%	15%	45%	5%	
Contract/Commer	1	2	3	9	76	59	173	5	325	1%	3%	23%	18%	53%	2%	
Employment	0	0	0	0	5	0	5	1	11	0%	0%	45%	0%	45%	9%	
Lieu of P. Writ	0	1	1	2	3	0	10	0	16	6%	13%	19%	0%	63%	0%	
Medical Malprac	1	0	1	0	8	0	7	0	16	6%	0%	50%	0%	44%	0%	
Name Change	0	0	0	0	0	0	5	99	104	0%	0%	0%	0%	5%	95%	
Other Insurance	0	0	0	0	9	10	22	1	42	0%	0%	21%	24%	52%	2%	
Other MCL	0	0	0	0	0	0	0	0	0	0%	0%	0%	0%	0%	0%	
Other Track 1	0	0	0	6	29	7	46	58	146	0%	4%	20%	5%	32%	40%	
Other Track 3	1	0	1	0	24	0	13	7	45	2%	0%	53%	0%	29%	16%	
Other Track 4	0	0	0	0	7	2	15	2	26	0%	0%	27%	8%	58%	8%	
Personal Injury	3	1	4	4	87	1	96	18	210	2%	2%	41%	0%	46%	9%	
Prod Liability	0	0	0	1	2	0	5	1	9	0%	11%	22%	0%	56%	11%	
Prof Malpractic	0	0	0	0	18	0	21	0	39	0%	0%	46%	0%	54%	0%	
PIP Coverage	0	0	0	1	0	0	4	1	6	0%	17%	0%	0%	67%	17%	
Real Property	0	0	0	0	2	2	2	0	6	0%	0%	33%	33%	33%	0%	
Tort Other	0	0	0	0	9	4	24	4	41	0%	0%	22%	10%	59%	10%	
Toxic Tort	0	0	0	0	1	0	0	0	1	0%	0%	100%	0%	0%	0%	
UM/UIIM Bod Inj	0	0	0	0	11	0	8	1	20	0%	0%	55%	0%	40%	5%	
Total	11	7	18	43	530	215	899	227	1,932	1%	2%	27%	11%	47%	12%	

NOTE: Some Multicounty Litigation (MCL) cases were transferred in November 2014: Atlantic to Bergen = 8,935; Atlantic to Middlesex = 4,070.

CIVIL BACKLOG BY CASETYPE JUNE 2015 SOMERSET

	Total Backlog	% chg
Jun 13	359	
Jun 14	250	-30%
Jun 15	182	-27%



1) Casetypes with the state's largest backlogs are highlighted.

2) Some Multicounty Litigation (MCL) cases were transferred in November 2014: Atlantic to Bergen = 8,935; Atlantic to Middlesex = 4,070.

CIVIL CASELOAD SUMMARY BY CASETYPE
JULY 2014 - JUNE 2015
SUSSEX

	Filings			Resolutions			Clearance		Backlog			Backlog Percent		Backlog Per 100 Monthly Filings		Active Pending		
	Jul 2013 to Jun 2014	Jul 2014 to Jun 2015	percent change	Jul 2013 to Jun 2014	Jul 2014 to Jun 2015	percent change	Jul 2014 - Jun 2015		Jun 2014	Jun 2015	percent change	Jun 2014	Jun 2015	Jun 2014	Jun 2015	Jun 2014	Jun 2015	percent change
	number	percent																
Act on Neg Inst	4	6	50%	4	7	75%	1	117%	0	0	0%	0%	0%	0	0	4	3	-25%
Asbestos	0	0	0%	0	0	0%	0	100%	0	0	0%	0%	0%	0	0	0	0	0%
Assault & Bat	2	1	-50%	3	0	-100%	-1	0%	0	1		0%	25%	0	1,200	3	4	33%
Auto - Pers Inj	114	104	-9%	114	101	-11%	-3	97%	9	19	111%	7%	15%	95	219	122	125	2%
Auto - Property	3	4	33%	1	5	400%	1	125%	0	0	0%	0%	0%	0	0	4	3	-25%
Book Account	222	179	-19%	235	163	-31%	-16	91%	2	1	-50%	3%	1%	11	7	74	87	18%
Civil Rights	7	8	14%	2	7	250%	-1	88%	2	0	-100%	29%	0%	343	0	7	8	14%
Complex Comme	3	3	0%	1	4	300%	1	133%	0	0	0%	0%	0%	0	0	3	2	-33%
Condemnation	3	7	133%	7	7	0%	0	100%	1	1	0%	20%	17%	400	171	5	6	20%
Construction	12	11	-8%	6	12	100%	1	109%	2	2	0%	15%	18%	200	218	13	11	-15%
Contract/Comme	109	119	9%	117	114	-3%	-5	96%	8	4	-50%	11%	5%	88	40	74	79	7%
Employment	6	8	33%	9	5	-44%	-3	63%	0	1		0%	14%	0	150	4	7	75%
Lieu of P. Writ	5	1	-80%	14	4	-71%	3	400%	1	1	0%	25%	100%	240	1,200	4	1	-75%
Medical Malprac	8	12	50%	13	6	-54%	-6	50%	5	3	-40%	42%	17%	750	300	12	18	50%
Name Change	40	54	35%	39	54	38%	0	100%	0	0	0%	0%	0%	0	0	8	8	0%
Other Insurance	15	10	-33%	11	8	-27%	-2	80%	2	3	50%	20%	30%	160	360	10	10	0%
Other MCL	0	0	0%	0	0	0%	0	100%	0	0	0%	0%	0%	0	0	0	0	0%
Other Track 1	77	91	18%	65	89	37%	-2	98%	7	3	-57%	19%	8%	109	40	36	37	3%
Other Track 3	16	23	44%	17	24	41%	1	104%	6	6	0%	21%	22%	450	313	28	27	-4%
Other Track 4	4	9	125%	9	8	-11%	-1	89%	4	8	100%	29%	44%	1,200	1,067	14	18	29%
Personal Injury	111	99	-11%	118	103	-13%	4	104%	18	35	94%	13%	26%	195	424	141	137	-3%
Prod Liability	4	2	-50%	6	8	33%	6	400%	3	1	-67%	33%	33%	900	600	9	3	-67%
Prof Malpractic	8	6	-25%	9	11	22%	5	183%	3	1	-67%	21%	8%	450	200	14	13	-7%
PIP Coverage	3	0	-100%	4	1	-75%	1	100%	2	2	0%	67%	100%	800		3	2	-33%
Real Property	9	14	56%	6	9	50%	-5	64%	2	4	100%	29%	33%	267	343	7	12	71%
Tort Other	22	39	77%	16	25	56%	-14	64%	2	6	200%	10%	18%	109	185	20	34	70%
Toxic Tort	0	0	0%	0	0	0%	0	100%	0	0	0%	0%	0%	0	0	0	0	0%
UM/UIB Bod Inj	4	2	-50%	2	4	100%	2	200%	0	0	0%	0%	0%	0	0	4	2	-50%
Total	811	812	0%	828	779	-6%	-33	96%	79	102	29%	13%	16%	117	151	623	657	5%

NOTE: Some Multicounty Litigation (MCL) cases were transferred in November 2014: Atlantic to Bergen = 8,935; Atlantic to Middlesex = 4,070.

CIVIL BACKLOG SUMMARY BY CASETYPE

JUNE 2015

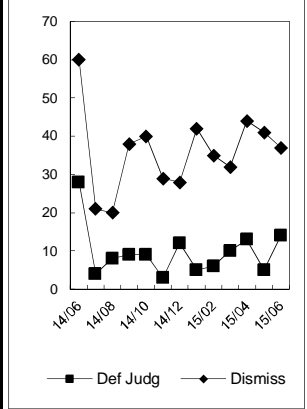
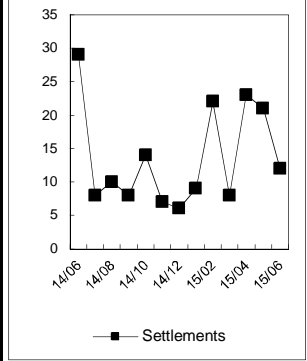
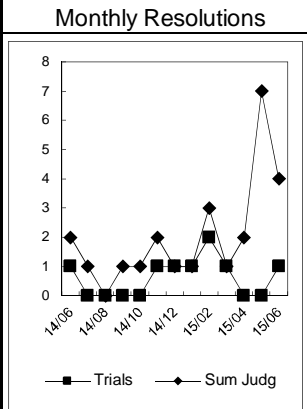
SUSSEX

	Cases in Backlog															
	Track 1					Track 2				Track 3			Track 4			Total Backlog
	12 to 18 months	18 to 24 months	24 to 36 months	over 36 months	Total Track 1	18 to 24 months	24 to 36 months	over 36 months	Total Track 2	24 to 36 months	over 36 months	Total Track 3	24 to 36 months	over 36 months	Total Track 4	
Act on Neg Inst	0	0	0	0	0	0	0	0	0	0	0	0	0	0	0	0
Asbestos	0	0	0	0	0	0	0	0	0	0	0	0	0	0	0	0
Assault & Bat	0	0	0	0	0	0	0	0	0	1	0	1	0	0	0	0
Auto - Pers Inj	0	0	0	0	0	13	5	1	19	0	0	0	0	0	0	0
Auto - Property	0	0	0	0	0	0	0	0	0	0	0	0	0	0	0	0
Book Account	1	0	0	0	1	0	0	0	0	0	0	0	0	0	0	0
Civil Rights	0	0	0	0	0	0	0	0	0	0	0	0	0	0	0	0
Complex Comme	0	0	0	0	0	0	0	0	0	0	0	0	0	0	0	0
Condemnation	0	0	0	0	0	0	0	0	0	0	1	1	0	0	0	0
Construction	0	0	0	0	0	0	2	0	2	0	0	0	0	0	0	0
Contract/Comme	0	0	0	0	0	0	4	0	4	0	0	0	0	0	0	0
Employment	0	0	0	0	0	0	0	1	1	0	0	0	0	0	0	0
Lieu of P. Writ	0	0	0	0	0	0	0	0	0	0	0	0	0	1	1	1
Medical Malprac	0	0	0	0	0	0	0	0	0	1	2	3	0	0	0	0
Name Change	0	0	0	0	0	0	0	0	0	0	0	0	0	0	0	0
Other Insurance	0	2	1	0	3	0	0	0	0	0	0	0	0	0	0	0
Other MCL	0	0	0	0	0	0	0	0	0	0	0	0	0	0	0	0
Other Track 1	0	1	1	1	3	0	0	0	0	0	0	0	0	0	0	0
Other Track 3	0	0	0	0	0	0	0	0	0	5	1	6	0	0	0	0
Other Track 4	0	0	0	0	0	0	0	0	0	0	0	0	4	4	8	8
Personal Injury	0	0	0	0	0	19	16	0	35	0	0	0	0	0	0	0
Prod Liability	0	0	0	0	0	0	0	0	0	1	0	1	0	0	0	0
Prof Malpractic	0	0	0	0	0	0	0	0	0	1	0	1	0	0	0	0
PIP Coverage	0	0	0	2	2	0	0	0	0	0	0	0	0	0	0	0
Real Property	2	0	2	0	4	0	0	0	0	0	0	0	0	0	0	0
Tort Other	0	0	0	0	0	3	3	0	6	0	0	0	0	0	0	0
Toxic Tort	0	0	0	0	0	0	0	0	0	0	0	0	0	0	0	0
UM/UIM Bod Inj	0	0	0	0	0	0	0	0	0	0	0	0	0	0	0	0
Total	3	3	4	3	13	35	30	2	67	9	4	13	4	5	9	102

NOTE: Some Multicounty Litigation (MCL) cases were transferred in November 2014: Atlantic to Bergen = 8,935; Atlantic to Middlesex = 4,070.

CIVIL RESOLUTION SUMMARY BY CASETYPE
JULY 2014 - JUNE 2015
SUSSEX

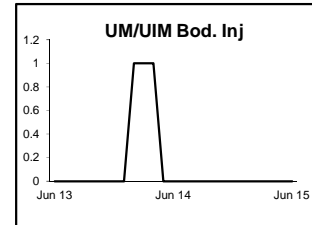
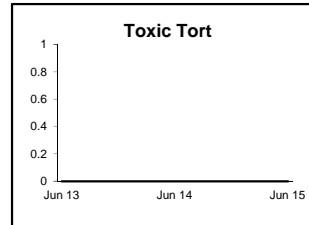
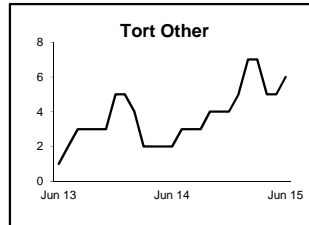
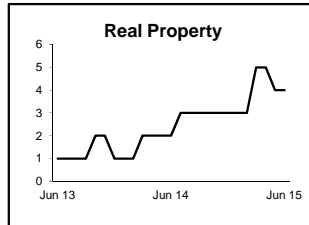
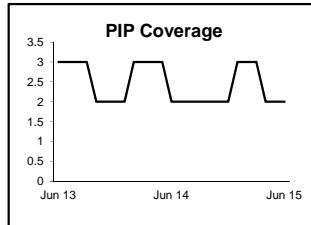
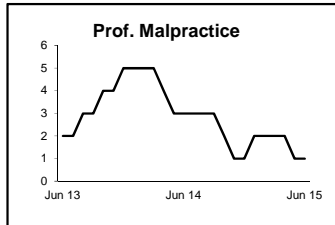
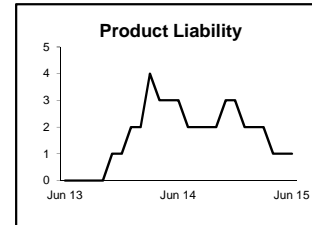
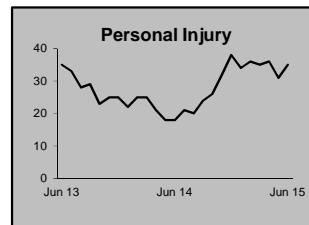
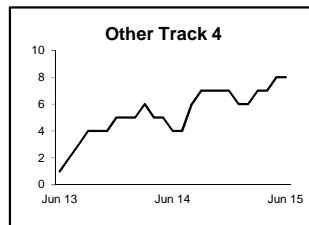
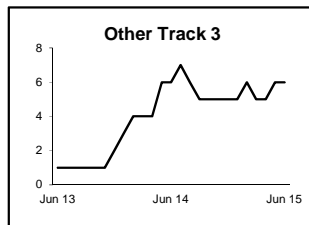
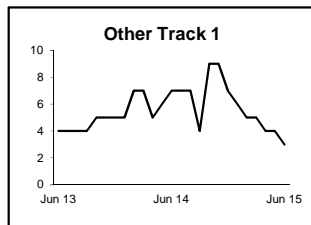
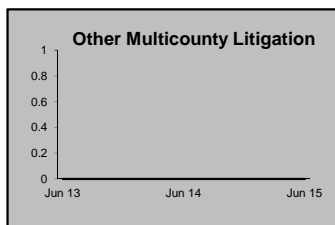
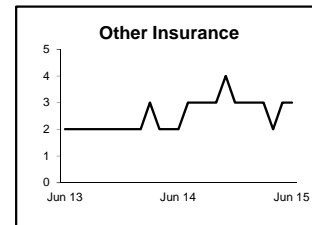
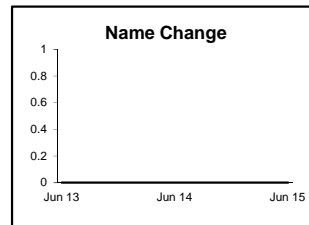
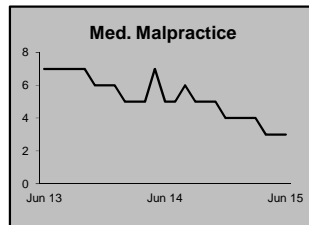
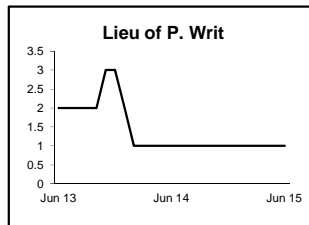
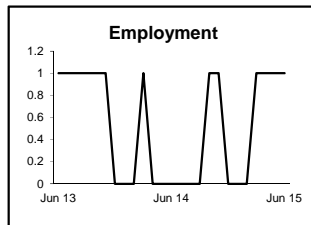
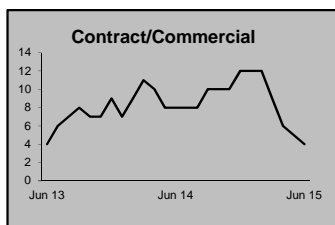
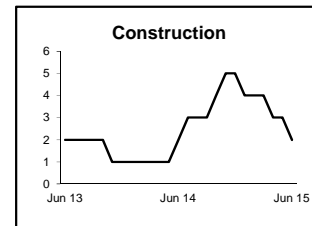
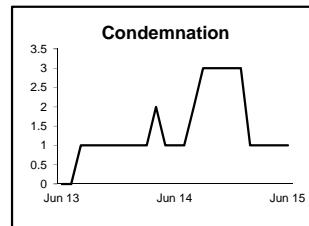

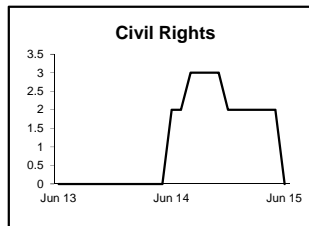
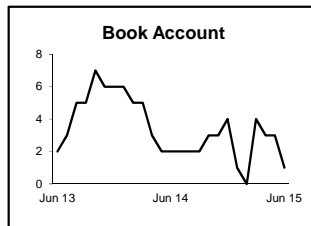
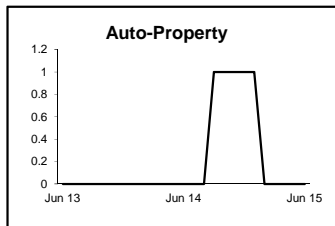
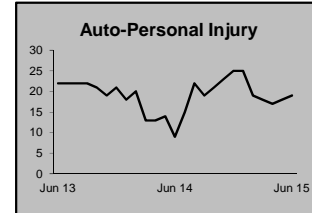
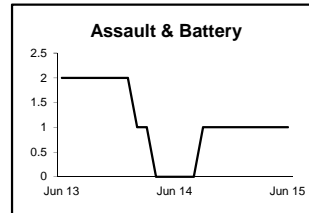
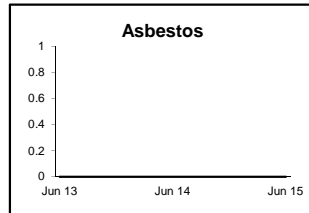
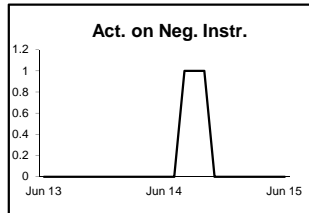
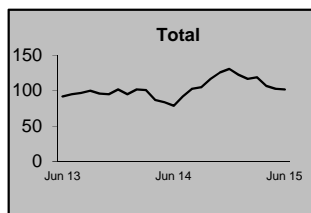
	Trial			Summary					Total	Percent resolved by						Monthly Resolutions
	Jury	Nonjury	Total	Judgment	Settlement	Default Judgment	Dismiss	Other		Trial	Sum Jud	Settle	Default J	Dismiss	Other	
Act on Neg Inst	0	0	0	2	1	2	2	0	7	0%	29%	14%	29%	29%	0%	
Asbestos	0	0	0	0	0	0	0	0	0	0%	0%	0%	0%	0%	0%	
Assault & Bat	0	0	0	0	0	0	0	0	0	0%	0%	0%	0%	0%	0%	
Auto - Pers Inj	0	0	0	0	27	2	68	4	101	0%	0%	27%	2%	67%	4%	
Auto - Property	0	0	0	0	2	0	3	0	5	0%	0%	40%	0%	60%	0%	
Book Account	0	1	1	8	18	53	82	1	163	1%	5%	11%	33%	50%	1%	
Civil Rights	0	0	0	0	3	0	4	0	7	0%	0%	43%	0%	57%	0%	
Complex Commer	0	0	0	0	0	0	3	1	4	0%	0%	0%	0%	75%	25%	
Condemnation	1	0	1	1	0	0	4	1	7	14%	14%	0%	0%	57%	14%	
Construction	0	1	1	0	1	1	8	1	12	8%	0%	8%	8%	67%	8%	
Contract/Commer	1	0	1	5	18	26	59	5	114	1%	4%	16%	23%	52%	4%	
Employment	0	0	0	0	2	1	2	0	5	0%	0%	40%	20%	40%	0%	
Lieu of P. Writ	0	0	0	1	0	0	3	0	4	0%	25%	0%	0%	75%	0%	
Medical Malprac	1	0	1	0	1	0	4	0	6	17%	0%	17%	0%	67%	0%	
Name Change	0	0	0	0	0	0	3	51	54	0%	0%	0%	0%	6%	94%	
Other Insurance	0	0	0	0	2	1	5	0	8	0%	0%	25%	13%	63%	0%	
Other MCL	0	0	0	0	0	0	0	0	0	0%	0%	0%	0%	0%	0%	
Other Track 1	0	1	1	3	10	6	47	22	89	1%	3%	11%	7%	53%	25%	
Other Track 3	0	0	0	1	9	0	14	0	24	0%	4%	38%	0%	58%	0%	
Other Track 4	0	0	0	0	3	0	3	2	8	0%	0%	38%	0%	38%	25%	
Personal Injury	0	0	0	3	36	0	61	3	103	0%	3%	35%	0%	59%	3%	
Prod Liability	0	0	0	0	2	0	6	0	8	0%	0%	25%	0%	75%	0%	
Prof Malpractic	1	0	1	0	3	0	6	1	11	9%	0%	27%	0%	55%	9%	
PIP Coverage	0	0	0	0	0	0	1	0	1	0%	0%	0%	0%	100%	0%	
Real Property	0	0	0	0	3	2	3	1	9	0%	0%	33%	22%	33%	11%	
Tort Other	0	0	0	0	6	4	13	2	25	0%	0%	24%	16%	52%	8%	
Toxic Tort	0	0	0	0	0	0	0	0	0	0%	0%	0%	0%	0%	0%	
UM/UIIM Bod Inj	0	0	0	0	1	0	3	0	4	0%	0%	25%	0%	75%	0%	
Total	4	3	7	24	148	98	407	95	779	1%	3%	19%	13%	52%	12%	



NOTE: Some Multicounty Litigation (MCL) cases were transferred in November 2014: Atlantic to Bergen = 8,935; Atlantic to Middlesex = 4,070.

**CIVIL BACKLOG BY CASETYPE
JUNE 2015
SUSSEX**

	Total	Backlog	% chg
Jun 13		92	
Jun 14		79	-14%
Jun 15		102	29%



1) Casetypes with the state's largest backlogs are highlighted.

2) Some Multicounty Litigation (MCL) cases were transferred in November 2014: Atlantic to Bergen = 8,935; Atlantic to Middlesex = 4,070.

CIVIL CASELOAD SUMMARY BY CASETYPE
JULY 2014 - JUNE 2015
UNION

	Filings			Resolutions			Clearance		Backlog			Backlog Percent		Backlog Per 100 Monthly Filings		Active Pending		
	Jul 2013 to Jun 2014	Jul 2014 to Jun 2015	percent change	Jul 2013 to Jun 2014	Jul 2014 to Jun 2015	percent change	Jul 2014 - Jun 2015		Jun 2014	Jun 2015	percent change	Jun 2014	Jun 2015	Jun 2014	Jun 2015	Jun 2014	Jun 2015	percent change
	number	percent																
Act on Neg Inst	13	18	38%	22	18	-18%	0	100%	4	0	-100%	33%	0%	369	0	12	12	0%
Asbestos	0	0	0%	0	0	0%	0	100%	0	0	0%	0%	0%	0	0	0	0	0%
Assault & Bat	14	8	-43%	11	12	9%	4	150%	4	3	-25%	18%	15%	343	450	22	20	-9%
Auto - Pers Inj	2,028	2,169	7%	1,950	2,168	11%	-1	100%	493	413	-16%	19%	16%	292	228	2,585	2,587	0%
Auto - Property	53	44	-17%	44	51	16%	7	116%	5	8	60%	13%	24%	113	218	40	33	-18%
Book Account	679	594	-13%	683	656	-4%	62	110%	34	22	-35%	10%	8%	60	44	356	289	-19%
Civil Rights	17	23	35%	25	27	8%	4	117%	7	2	-71%	33%	11%	494	104	21	18	-14%
Complex Comme	9	10	11%	11	15	36%	5	150%	8	7	-13%	35%	39%	1,067	840	23	18	-22%
Condemnation	1	3	200%	0	1		-2	33%	0	1		0%	25%	0	400	2	4	100%
Construction	23	22	-4%	31	26	-16%	4	118%	3	1	-67%	12%	5%	157	55	25	21	-16%
Contract/Comme	490	473	-3%	508	486	-4%	13	103%	37	35	-5%	10%	10%	91	89	369	357	-3%
Employment	18	15	-17%	13	21	62%	6	140%	1	3	200%	5%	25%	67	240	19	12	-37%
Lieu of P. Writ	25	25	0%	29	33	14%	8	132%	5	0	-100%	19%	0%	240	0	26	18	-31%
Medical Malprac	45	53	18%	46	43	-7%	-10	81%	22	24	9%	27%	26%	587	543	81	91	12%
Name Change	145	175	21%	146	181	24%	6	103%	0	0	0%	0%	0%	0	0	43	37	-14%
Other Insurance	47	47	0%	57	54	-5%	7	115%	15	8	-47%	33%	21%	383	204	46	39	-15%
Other MCL	1	0	-100%	1	0	-100%	0	100%	0	0	0%	0%	0%	0	0	0	0	0%
Other Track 1	309	292	-6%	331	299	-10%	7	102%	28	32	14%	15%	18%	109	132	185	175	-5%
Other Track 3	106	112	6%	111	133	20%	21	119%	29	12	-59%	19%	9%	328	129	149	132	-11%
Other Track 4	19	13	-32%	25	20	-20%	7	154%	9	11	22%	28%	41%	568	1,015	32	27	-16%
Personal Injury	594	716	21%	592	625	6%	-91	87%	178	152	-15%	22%	17%	360	255	819	903	10%
Prod Liability	12	25	108%	14	22	57%	-3	88%	6	6	0%	21%	17%	600	288	28	35	25%
Prof Malpractic	22	31	41%	43	33	-23%	2	106%	16	10	-38%	36%	21%	873	387	45	47	4%
PIP Coverage	17	20	18%	20	23	15%	3	115%	3	0	-100%	25%	0%	212	0	12	8	-33%
Real Property	27	10	-63%	32	22	-31%	12	220%	5	1	-80%	28%	25%	222	120	18	4	-78%
Tort Other	93	119	28%	108	102	-6%	-17	86%	13	18	38%	16%	19%	168	182	82	97	18%
Toxic Tort	0	1		3	1	-67%	0	100%	0	1		0%	50%	0	1,200	2	2	0%
UM/UIIM Bod Inj	96	120	25%	70	91	30%	-29	76%	14	14	0%	14%	11%	175	140	101	133	32%
Total	4,903	5,138	5%	4,926	5,163	5%	25	100%	939	784	-17%	18%	15%	230	183	5,143	5,119	0%

NOTE: Some Multicounty Litigation (MCL) cases were transferred in November 2014: Atlantic to Bergen = 8,935; Atlantic to Middlesex = 4,070.

CIVIL BACKLOG SUMMARY BY CASETYPE

JUNE 2015

UNION

	Cases in Backlog															
	Track 1					Track 2				Track 3			Track 4			Total Backlog
	12 to 18 months	18 to 24 months	24 to 36 months	over 36 months	Total Track 1	18 to 24 months	24 to 36 months	over 36 months	Total Track 2	24 to 36 months	over 36 months	Total Track 3	24 to 36 months	over 36 months	Total Track 4	
Act on Neg Inst	0	0	0	0	0	0	0	0	0	0	0	0	0	0	0	0
Asbestos	0	0	0	0	0	0	0	0	0	0	0	0	0	0	0	0
Assault & Bat	0	0	0	0	0	0	0	0	0	3	0	3	0	0	0	3
Auto - Pers Inj	0	0	0	0	0	298	101	14	413	0	0	0	0	0	0	413
Auto - Property	0	0	0	0	0	5	2	1	8	0	0	0	0	0	0	8
Book Account	18	1	2	1	22	0	0	0	0	0	0	0	0	0	0	22
Civil Rights	0	0	0	0	0	0	0	0	0	1	1	2	0	0	0	2
Complex Comme	0	0	0	0	0	0	0	0	0	0	0	0	3	4	7	7
Condemnation	0	0	0	0	0	0	0	0	0	1	0	1	0	0	0	1
Construction	0	0	0	0	0	1	0	0	1	0	0	0	0	0	0	1
Contract/Comme	1	0	0	0	1	23	9	2	34	0	0	0	0	0	0	35
Employment	0	0	0	0	0	1	1	1	3	0	0	0	0	0	0	3
Lieu of P. Writ	0	0	0	0	0	0	0	0	0	0	0	0	0	0	0	0
Medical Malprac	0	0	0	0	0	0	0	0	0	18	6	24	0	0	0	24
Name Change	0	0	0	0	0	0	0	0	0	0	0	0	0	0	0	0
Other Insurance	7	1	0	0	8	0	0	0	0	0	0	0	0	0	0	8
Other MCL	0	0	0	0	0	0	0	0	0	0	0	0	0	0	0	0
Other Track 1	18	7	4	2	31	1	0	0	1	0	0	0	0	0	0	32
Other Track 3	0	0	0	0	0	0	0	0	0	7	5	12	0	0	0	12
Other Track 4	0	0	0	0	0	0	0	0	0	0	0	0	4	7	11	11
Personal Injury	0	0	0	0	0	91	52	7	150	2	0	2	0	0	0	152
Prod Liability	0	0	0	0	0	0	0	0	0	5	1	6	0	0	0	6
Prof Malpractic	0	0	0	0	0	0	0	0	0	6	4	10	0	0	0	10
PIP Coverage	0	0	0	0	0	0	0	0	0	0	0	0	0	0	0	0
Real Property	0	1	0	0	1	0	0	0	0	0	0	0	0	0	0	1
Tort Other	0	0	0	0	0	10	5	3	18	0	0	0	0	0	0	18
Toxic Tort	0	0	0	0	0	0	0	0	0	1	0	1	0	0	0	1
UM/UIM Bod Inj	0	0	0	0	0	13	1	0	14	0	0	0	0	0	0	14
Total	44	10	6	3	63	443	171	28	642	44	17	61	7	11	18	784

NOTE: Some Multicounty Litigation (MCL) cases were transferred in November 2014: Atlantic to Bergen = 8,935; Atlantic to Middlesex = 4,070.

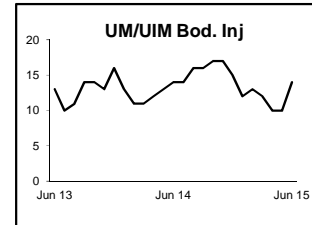
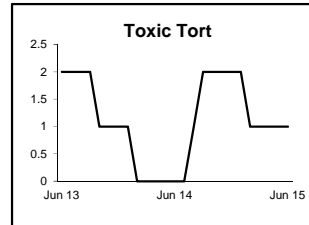
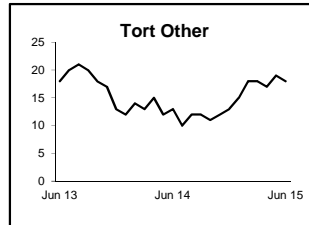
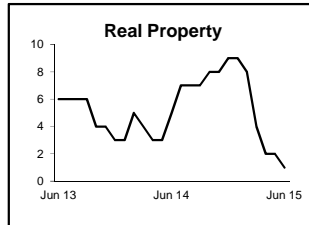
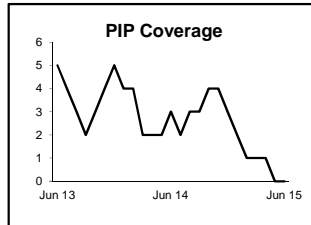
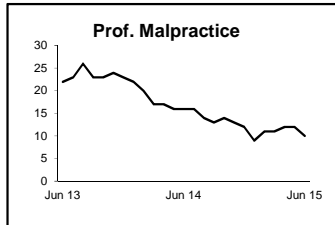
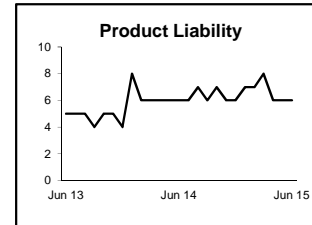
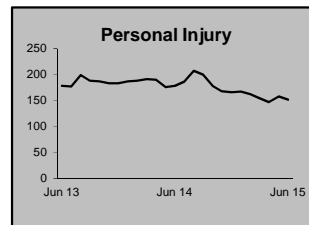
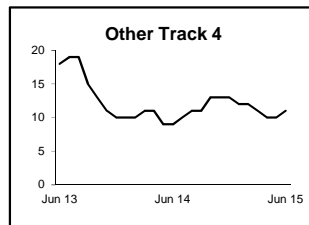
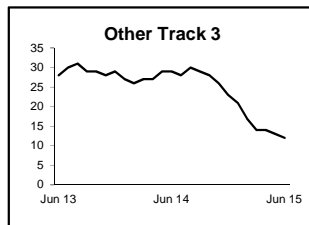
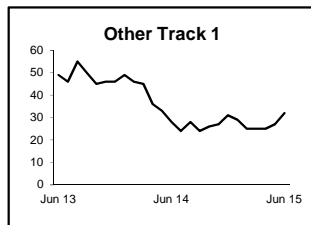
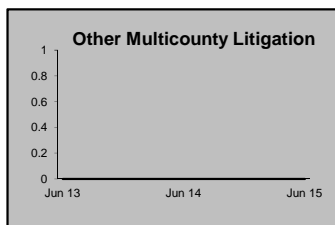
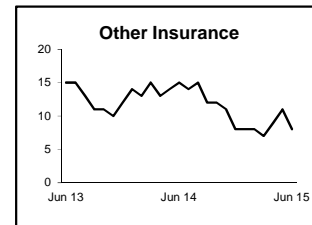
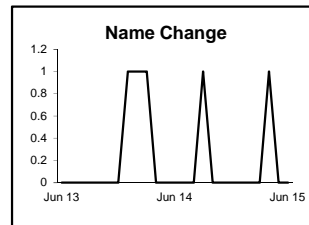
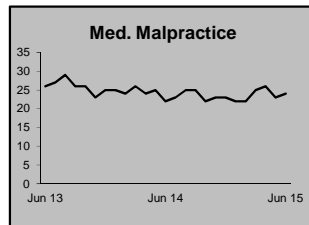
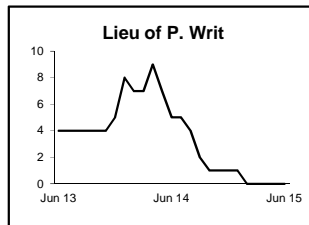
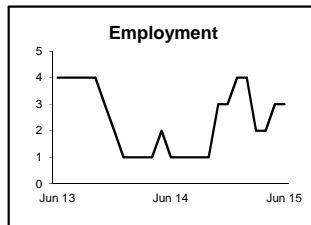
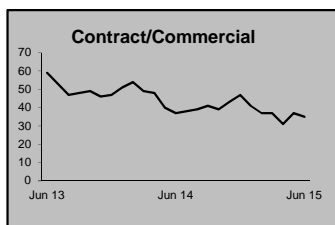
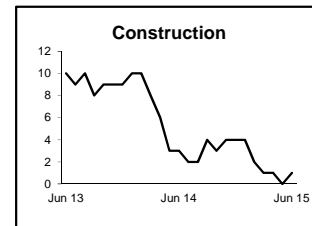
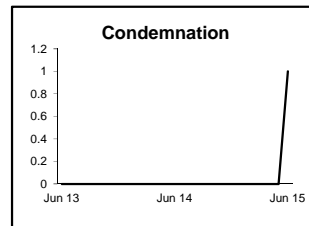
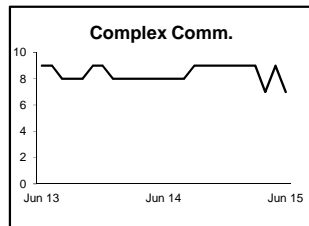
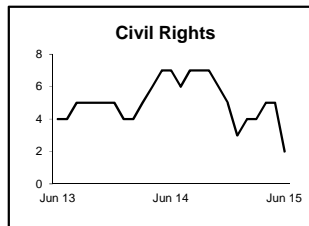
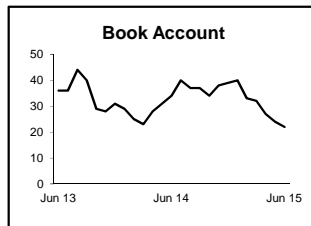
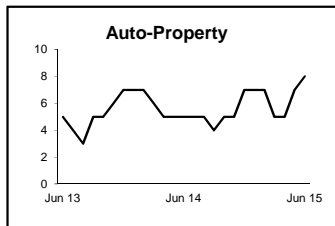
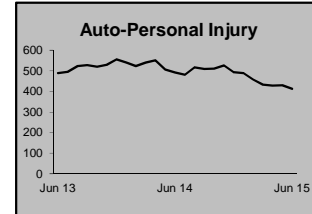
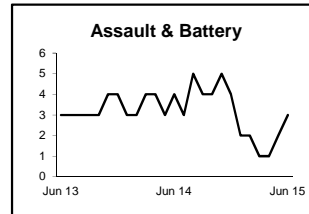
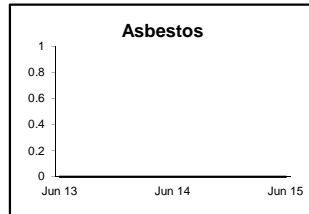
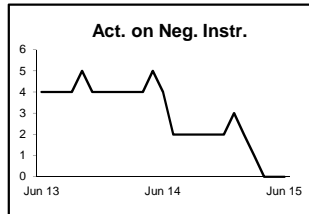
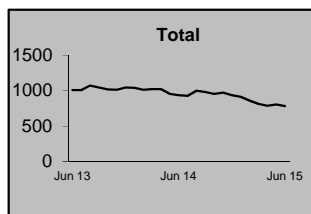
CIVIL RESOLUTION SUMMARY BY CASETYPE
JULY 2014 - JUNE 2015
UNION

	Trial			Summary					Total	Percent resolved by						Monthly Resolutions
	Jury	Nonjury	Total	Judgment	Settlement	Default Judgment	Dismiss	Other		Trial	Sum Jud	Settle	Default J	Dismiss	Other	
Act on Neg Inst	0	0	0	1	4	5	7	1	18	0%	6%	22%	28%	39%	6%	
Asbestos	0	0	0	0	0	0	0	0	0	0%	0%	0%	0%	0%	0%	
Assault & Bat	0	0	0	1	4	0	7	0	12	0%	8%	33%	0%	58%	0%	
Auto - Pers Inj	45	2	47	23	1,165	9	814	110	2,168	2%	1%	54%	0%	38%	5%	
Auto - Property	0	0	0	1	13	5	31	1	51	0%	2%	25%	10%	61%	2%	
Book Account	0	2	2	52	126	222	247	7	656	0%	8%	19%	34%	38%	1%	
Civil Rights	0	0	0	3	8	0	13	3	27	0%	11%	30%	0%	48%	11%	
Complex Commer	0	0	0	1	6	0	8	0	15	0%	7%	40%	0%	53%	0%	
Condemnation	0	0	0	1	0	0	0	0	1	0%	100%	0%	0%	0%	0%	
Construction	0	0	0	0	18	2	5	1	26	0%	0%	69%	8%	19%	4%	
Contract/Commer	4	6	10	24	138	82	226	6	486	2%	5%	28%	17%	47%	1%	
Employment	0	0	0	0	12	0	7	2	21	0%	0%	57%	0%	33%	10%	
Lieu of P. Writ	0	0	0	2	2	0	25	4	33	0%	6%	6%	0%	76%	12%	
Medical Malprac	7	0	7	1	18	0	16	1	43	16%	2%	42%	0%	37%	2%	
Name Change	0	0	0	0	0	0	18	163	181	0%	0%	0%	0%	10%	90%	
Other Insurance	1	0	1	2	17	1	27	6	54	2%	4%	31%	2%	50%	11%	
Other MCL	0	0	0	0	0	0	0	0	0	0%	0%	0%	0%	0%	0%	
Other Track 1	2	0	2	18	93	15	120	51	299	1%	6%	31%	5%	40%	17%	
Other Track 3	0	0	0	1	65	2	41	24	133	0%	1%	49%	2%	31%	18%	
Other Track 4	0	0	0	0	10	3	7	0	20	0%	0%	50%	15%	35%	0%	
Personal Injury	10	1	11	11	354	8	218	23	625	2%	2%	57%	1%	35%	4%	
Prod Liability	0	0	0	1	13	0	7	1	22	0%	5%	59%	0%	32%	5%	
Prof Malpractic	1	1	2	2	18	1	9	1	33	6%	6%	55%	3%	27%	3%	
PIP Coverage	0	0	0	1	9	2	11	0	23	0%	4%	39%	9%	48%	0%	
Real Property	1	0	1	5	5	1	9	1	22	5%	23%	23%	5%	41%	5%	
Tort Other	0	0	0	1	43	6	48	4	102	0%	1%	42%	6%	47%	4%	
Toxic Tort	0	0	0	0	1	0	0	0	1	0%	0%	100%	0%	0%	0%	
UM/UIM Bod Inj	1	0	1	0	55	2	30	3	91	1%	0%	60%	2%	33%	3%	
Total	72	12	84	152	2,197	366	1,951	413	5,163	2%	3%	43%	7%	38%	8%	

NOTE: Some Multicounty Litigation (MCL) cases were transferred in November 2014: Atlantic to Bergen = 8,935; Atlantic to Middlesex = 4,070.

CIVIL BACKLOG BY CASETYPE JUNE 2015 UNION

	Total Backlog	% chg
Jun 13	1,013	
Jun 14	939	-7%
Jun 15	784	-17%



1) Casetypes with the state's largest backlogs are highlighted.

2) Some Multicounty Litigation (MCL) cases were transferred in November 2014: Atlantic to Bergen = 8,935; Atlantic to Middlesex = 4,070.

CIVIL CASELOAD SUMMARY BY CASETYPE
JULY 2014 - JUNE 2015
WARREN

	Filings			Resolutions			Clearance		Backlog			Backlog Percent		Backlog Per 100 Monthly Filings		Active Pending		
	Jul 2013 to Jun 2014	Jul 2014 to Jun 2015	percent change	Jul 2013 to Jun 2014	Jul 2014 to Jun 2015	percent change	Jul 2014 - Jun 2015		Jun 2014	Jun 2015	percent change	Jun 2014	Jun 2015	Jun 2014	Jun 2015	Jun 2014	Jun 2015	percent change
	number	percent																
Act on Neg Inst	3	4	33%	1	2	100%	-2	50%	0	0	0%	0%	0%	0	0	2	3	50%
Asbestos	1	0	-100%	1	0	-100%	0	100%	0	0	0%	0%	0%	0	0	0	0	0%
Assault & Bat	1	1	0%	1	1	0%	0	100%	0	1		0%	50%	0	1,200	2	2	0%
Auto - Pers Inj	60	69	15%	56	59	5%	-10	86%	16	20	25%	20%	22%	320	348	79	90	14%
Auto - Property	4	3	-25%	2	2	0%	-1	67%	0	0	0%	0%	0%	0	0	3	4	33%
Book Account	117	110	-6%	115	113	-2%	3	103%	3	2	-33%	5%	4%	31	22	60	57	-5%
Civil Rights	7	2	-71%	4	5	25%	3	250%	2	1	-50%	29%	25%	343	600	7	4	-43%
Complex Comme	0	1		0	0	0%	-1	0%	0	0	0%	0%	0%	0	0	0	1	
Condemnation	1	2	100%	1	1	0%	-1	50%	0	0	0%	0%	0%	0	0	1	2	100%
Construction	3	4	33%	1	4	300%	0	100%	1	1	0%	25%	25%	400	300	4	4	0%
Contract/Comme	67	71	6%	73	69	-5%	-2	97%	2	3	50%	4%	6%	36	51	48	51	6%
Employment	2	0	-100%	3	1	-67%	1	100%	0	0	0%	0%	0%	0	0	1	0	-100%
Lieu of P. Writ	4	5	25%	15	3	-80%	-2	60%	0	0	0%	0%	0%	0	0	2	4	100%
Medical Malprac	13	5	-62%	8	5	-38%	0	100%	2	3	50%	13%	20%	185	720	15	15	0%
Name Change	21	34	62%	25	31	24%	-3	91%	0	0	0%	0%	0%	0	0	1	4	300%
Other Insurance	7	9	29%	3	10	233%	1	111%	2	1	-50%	22%	14%	343	133	9	7	-22%
Other MCL	0	0	0%	0	0	0%	0	100%	0	0	0%	0%	0%	0	0	0	0	0%
Other Track 1	40	41	3%	48	35	-27%	-6	85%	1	0	-100%	10%	0%	30	0	10	14	40%
Other Track 3	13	13	0%	17	15	-12%	2	115%	2	0	-100%	13%	0%	185	0	15	13	-13%
Other Track 4	4	0	-100%	4	3	-25%	3	100%	2	0	-100%	40%	0%	600	0	5	2	-60%
Personal Injury	56	62	11%	52	73	40%	11	118%	24	25	4%	27%	31%	514	484	90	80	-11%
Prod Liability	1	1	0%	4	3	-25%	2	300%	1	1	0%	33%	50%	1,200	1,200	3	2	-33%
Prof Malpractic	5	3	-40%	3	6	100%	3	200%	0	0	0%	0%	0%	0	0	8	5	-38%
PIP Coverage	2	0	-100%	3	0	-100%	0	100%	0	1		0%	100%	0		1	1	0%
Real Property	3	6	100%	3	4	33%	-2	67%	0	0	0%	0%	0%	0	0	2	4	100%
Tort Other	9	14	56%	12	15	25%	1	107%	1	1	0%	10%	10%	133	86	10	10	0%
Toxic Tort	0	0	0%	0	0	0%	0	100%	0	0	0%	0%	0%	0	0	0	0	0%
UM/UIM Bod Inj	1	0	-100%	1	1	0%	1	100%	0	1		0%	100%	0		1	1	0%
Total	445	460	3%	456	461	1%	1	100%	59	61	3%	16%	16%	159	159	379	380	0%

NOTE: Some Multicounty Litigation (MCL) cases were transferred in November 2014: Atlantic to Bergen = 8,935; Atlantic to Middlesex = 4,070.

CIVIL BACKLOG SUMMARY BY CASETYPE

JUNE 2015

WARREN

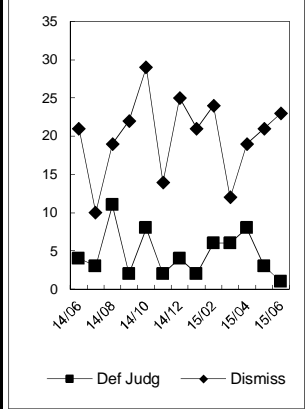
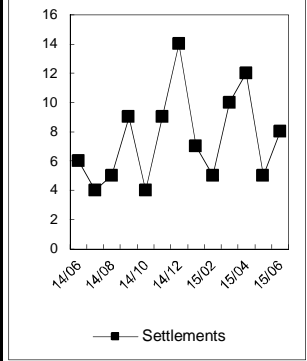
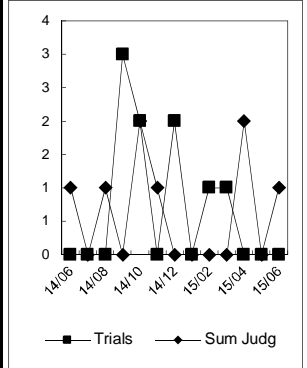
	Cases in Backlog															
	Track 1					Track 2				Track 3			Track 4			Total Backlog
	12 to 18 months	18 to 24 months	24 to 36 months	over 36 months	Total Track 1	18 to 24 months	24 to 36 months	over 36 months	Total Track 2	24 to 36 months	over 36 months	Total Track 3	24 to 36 months	over 36 months	Total Track 4	
Act on Neg Inst	0	0	0	0	0	0	0	0	0	0	0	0	0	0	0	0
Asbestos	0	0	0	0	0	0	0	0	0	0	0	0	0	0	0	0
Assault & Bat	0	0	0	0	0	0	0	0	0	1	0	1	0	0	0	0
Auto - Pers Inj	0	0	0	0	0	8	11	1	20	0	0	0	0	0	0	0
Auto - Property	0	0	0	0	0	0	0	0	0	0	0	0	0	0	0	0
Book Account	1	1	0	0	2	0	0	0	0	0	0	0	0	0	0	0
Civil Rights	0	0	0	0	0	0	0	0	0	1	0	1	0	0	0	0
Complex Comme	0	0	0	0	0	0	0	0	0	0	0	0	0	0	0	0
Condemnation	0	0	0	0	0	0	0	0	0	0	0	0	0	0	0	0
Construction	0	0	0	0	0	1	0	0	1	0	0	0	0	0	0	0
Contract/Comme	0	0	0	0	0	1	1	1	3	0	0	0	0	0	0	0
Employment	0	0	0	0	0	0	0	0	0	0	0	0	0	0	0	0
Lieu of P. Writ	0	0	0	0	0	0	0	0	0	0	0	0	0	0	0	0
Medical Malprac	0	0	0	0	0	0	0	0	0	2	1	3	0	0	0	0
Name Change	0	0	0	0	0	0	0	0	0	0	0	0	0	0	0	0
Other Insurance	0	0	1	0	1	0	0	0	0	0	0	0	0	0	0	0
Other MCL	0	0	0	0	0	0	0	0	0	0	0	0	0	0	0	0
Other Track 1	0	0	0	0	0	0	0	0	0	0	0	0	0	0	0	0
Other Track 3	0	0	0	0	0	0	0	0	0	0	0	0	0	0	0	0
Other Track 4	0	0	0	0	0	0	0	0	0	0	0	0	0	0	0	0
Personal Injury	0	0	0	0	0	11	10	4	25	0	0	0	0	0	0	0
Prod Liability	0	0	0	0	0	0	0	0	0	1	0	1	0	0	0	0
Prof Malpractic	0	0	0	0	0	0	0	0	0	0	0	0	0	0	0	0
PIP Coverage	1	0	0	0	1	0	0	0	0	0	0	0	0	0	0	0
Real Property	0	0	0	0	0	0	0	0	0	0	0	0	0	0	0	0
Tort Other	0	0	0	0	0	0	1	0	1	0	0	0	0	0	0	0
Toxic Tort	0	0	0	0	0	0	0	0	0	0	0	0	0	0	0	0
UM/UIIM Bod Inj	0	0	0	0	0	1	0	0	1	0	0	0	0	0	0	0
Total	2	1	1	0	4	22	23	6	51	5	1	6	0	0	0	61

NOTE: Some Multicounty Litigation (MCL) cases were transferred in November 2014: Atlantic to Bergen = 8,935; Atlantic to Middlesex = 4,070.

CIVIL RESOLUTION SUMMARY BY CASETYPE
JULY 2014 - JUNE 2015
WARREN

	Trial			Summary					Total	Percent resolved by						Monthly Resolutions
	Jury	Nonjury	Total	Judgment	Settlement	Default Judgment	Dismiss	Other		Trial	Sum Jud	Settle	Default J	Dismiss	Other	
Act on Neg Inst	0	0	0	0	0	2	0	0	2	0%	0%	0%	100%	0%	0%	
Asbestos	0	0	0	0	0	0	0	0	0	0%	0%	0%	0%	0%	0%	
Assault & Bat	0	0	0	0	0	0	1	0	1	0%	0%	0%	0%	100%	0%	
Auto - Pers Inj	2	0	2	0	19	0	36	2	59	3%	0%	32%	0%	61%	3%	
Auto - Property	0	0	0	0	0	1	1	0	2	0%	0%	0%	50%	50%	0%	
Book Account	0	0	0	0	9	41	62	1	113	0%	0%	8%	36%	55%	1%	
Civil Rights	0	0	0	2	2	0	1	0	5	0%	40%	40%	0%	20%	0%	
Complex Commer	0	0	0	0	0	0	0	0	0	0%	0%	0%	0%	0%	0%	
Condemnation	0	0	0	0	0	0	0	1	1	0%	0%	0%	0%	0%	100%	
Construction	0	0	0	0	1	0	3	0	4	0%	0%	25%	0%	75%	0%	
Contract/Commer	0	0	0	1	14	10	43	1	69	0%	1%	20%	14%	62%	1%	
Employment	0	0	0	0	0	0	1	0	1	0%	0%	0%	0%	100%	0%	
Lieu of P. Writ	0	2	2	0	0	0	1	0	3	67%	0%	0%	0%	33%	0%	
Medical Malprac	0	0	0	0	3	0	2	0	5	0%	0%	60%	0%	40%	0%	
Name Change	0	0	0	0	0	0	4	27	31	0%	0%	0%	0%	13%	87%	
Other Insurance	0	1	1	2	3	0	3	1	10	10%	20%	30%	0%	30%	10%	
Other MCL	0	0	0	0	0	0	0	0	0	0%	0%	0%	0%	0%	0%	
Other Track 1	0	0	0	0	7	1	7	20	35	0%	0%	20%	3%	20%	57%	
Other Track 3	1	0	1	0	5	0	9	0	15	7%	0%	33%	0%	60%	0%	
Other Track 4	0	0	0	0	2	0	1	0	3	0%	0%	67%	0%	33%	0%	
Personal Injury	1	0	1	1	20	0	47	4	73	1%	1%	27%	0%	64%	5%	
Prod Liability	0	0	0	0	2	0	1	0	3	0%	0%	67%	0%	33%	0%	
Prof Malpractic	1	0	1	1	1	0	3	0	6	17%	17%	17%	0%	50%	0%	
PIP Coverage	0	0	0	0	0	0	0	0	0	0%	0%	0%	0%	0%	0%	
Real Property	0	0	0	0	0	1	2	1	4	0%	0%	0%	25%	50%	25%	
Tort Other	1	0	1	0	4	0	10	0	15	7%	0%	27%	0%	67%	0%	
Toxic Tort	0	0	0	0	0	0	0	0	0	0%	0%	0%	0%	0%	0%	
UM/UIIM Bod Inj	0	0	0	0	0	0	1	0	1	0%	0%	0%	0%	100%	0%	
Total	6	3	9	7	92	56	239	58	461	2%	2%	20%	12%	52%	13%	

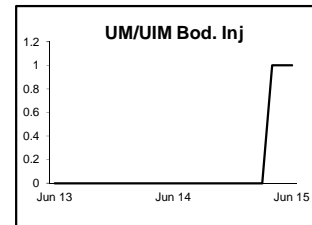
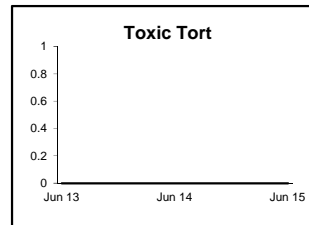
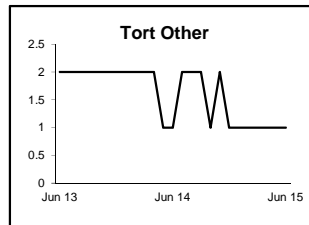
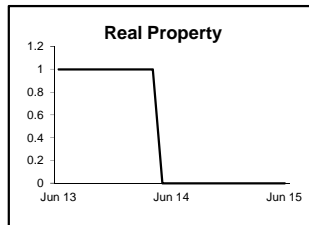
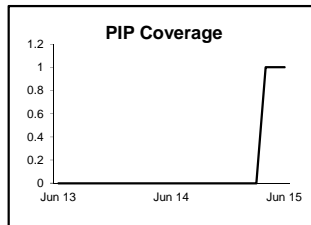
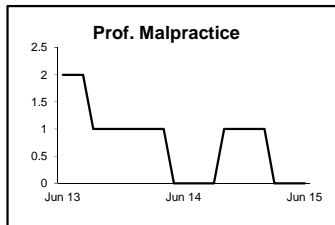
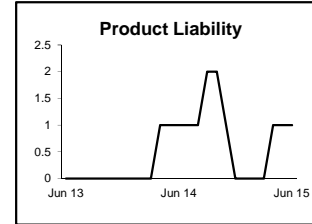
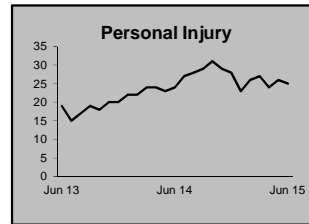
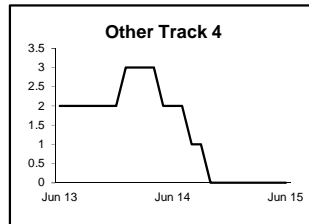
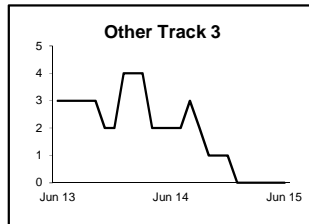
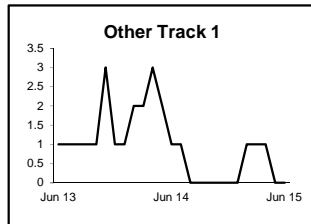
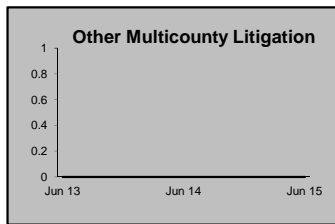
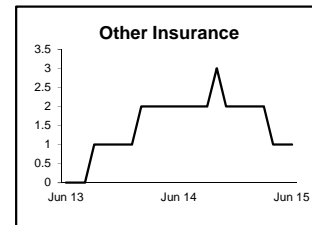
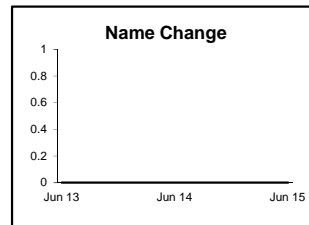
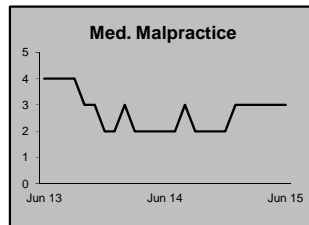
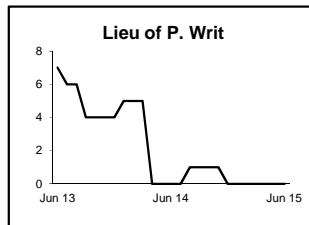
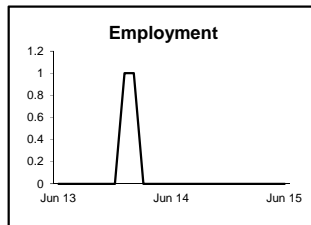
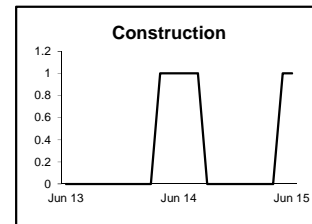
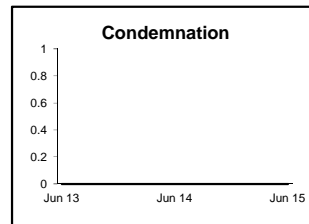

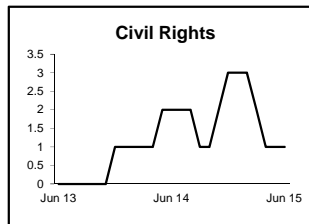
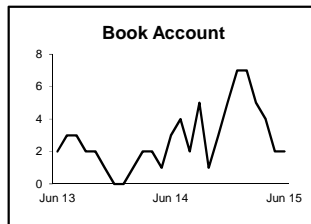

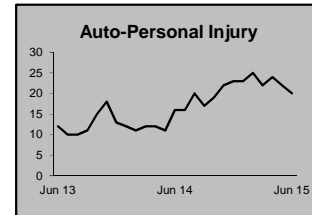
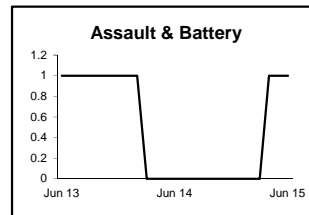
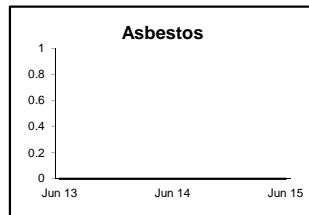
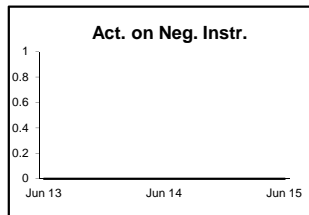
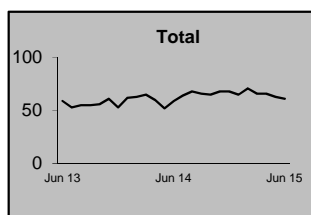
Monthly Resolutions



NOTE: Some Multicounty Litigation (MCL) cases were transferred in November 2014: Atlantic to Bergen = 8,935; Atlantic to Middlesex = 4,070.

**CIVIL BACKLOG BY CASETYPE
JUNE 2015
WARREN**

	Total Backlog	% chg
Jun 13	59	
Jun 14	59	0%
Jun 15	61	3%



1) Casetypes with the state's largest backlogs are highlighted.

2) Some Multicounty Litigation (MCL) cases were transferred in November 2014: Atlantic to Bergen = 8,935; Atlantic to Middlesex = 4,070.

CIVIL CASELOAD SUMMARY BY CASETYPE
JULY 2014 - JUNE 2015
STATE

	Filings			Resolutions			Clearance		Backlog			Backlog Percent		Backlog Per 100 Monthly Filings		Active Pending		
	Jul 2013 to Jun 2014	Jul 2014 to Jun 2015	percent change	Jul 2013 to Jun 2014	Jul 2014 to Jun 2015	percent change	Jul 2014 - Jun 2015		Jun 2014	Jun 2015	percent change	Jun 2014	Jun 2015	Jun 2014	Jun 2015	Jun 2014	Jun 2015	percent change
	number	percent																
Act on Neg Inst	431	363	-16%	472	398	-16%	35	110%	22	15	-32%	9%	7%	61	50	249	207	-17%
Asbestos	184	85	-54%	129	118	-9%	33	139%	129	144	12%	34%	41%	841	2,033	383	347	-9%
Assault & Bat	205	175	-15%	235	228	-3%	53	130%	54	53	-2%	17%	18%	316	363	326	293	-10%
Auto - Pers Inj	25,829	25,063	-3%	26,391	26,189	-1%	1126	104%	5,005	4,930	-1%	16%	16%	233	236	31,255	30,197	-3%
Auto - Property	944	950	1%	830	969	17%	19	102%	46	45	-2%	7%	7%	58	57	661	649	-2%
Book Account	11,908	10,773	-10%	12,394	11,089	-11%	316	103%	256	279	9%	4%	5%	26	31	6,106	5,691	-7%
Civil Rights	344	381	11%	443	376	-15%	-5	99%	55	56	2%	17%	16%	192	176	328	345	5%
Complex Comme	208	205	-1%	227	275	21%	70	134%	110	95	-14%	31%	30%	635	556	355	317	-11%
Condemnation	199	156	-22%	184	192	4%	36	123%	22	24	9%	13%	19%	133	185	163	125	-23%
Construction	507	606	20%	489	526	8%	-80	87%	91	86	-5%	16%	14%	215	170	552	622	13%
Contract/Comme	10,155	9,650	-5%	10,466	10,529	1%	879	109%	554	572	3%	7%	8%	65	71	7,432	6,908	-7%
Employment	434	338	-22%	406	400	-1%	62	118%	50	42	-16%	14%	15%	138	149	353	272	-23%
Lieu of P. Writ	491	517	5%	592	529	-11%	12	102%	51	52	2%	12%	12%	125	121	425	421	-1%
Medical Malprac	1,129	1,050	-7%	1,169	1,177	1%	127	112%	655	569	-13%	30%	28%	696	650	2,159	2,059	-5%
Name Change	2,870	2,970	3%	2,934	3,009	3%	39	101%	0	0	0%	0%	0%	0	0	431	397	-8%
Other Insurance	1,810	1,389	-23%	1,470	1,327	-10%	-62	96%	146	140	-4%	14%	17%	97	121	1,032	841	-19%
Other MCL	6,621	18,429	178%	2,638	18,064	585%	-365	98%	12,878	13,262	3%	54%	55%	2,334	864	23,844	24,201	1%
Other Track 1	5,789	5,498	-5%	5,566	5,365	-4%	-133	98%	239	207	-13%	10%	9%	50	45	2,376	2,308	-3%
Other Track 3	1,790	1,839	3%	1,923	1,909	-1%	70	104%	277	222	-20%	13%	11%	186	145	2,132	2,104	-1%
Other Track 4	387	351	-9%	445	373	-16%	22	106%	185	181	-2%	32%	30%	574	619	574	594	3%
Personal Injury	11,126	11,762	6%	11,774	11,405	-3%	-357	97%	2,587	2,384	-8%	18%	16%	279	243	14,388	14,686	2%
Prod Liability	404	553	37%	509	451	-11%	-102	82%	129	116	-10%	21%	15%	383	252	627	765	22%
Prof Malpractic	587	630	7%	759	770	1%	140	122%	231	203	-12%	23%	20%	472	387	1,023	1,022	0%
PIP Coverage	445	403	-9%	446	416	-7%	13	103%	25	24	-4%	12%	12%	67	71	213	196	-8%
Real Property	455	476	5%	427	443	4%	-33	93%	45	39	-13%	16%	13%	119	98	285	297	4%
Tort Other	1,892	1,796	-5%	2,045	1,864	-9%	68	104%	272	220	-19%	15%	13%	173	147	1,774	1,691	-5%
Toxic Tort	40	39	-3%	50	45	-10%	6	115%	16	17	6%	23%	25%	480	523	70	67	-4%
UM/UIIM Bod Inj	1,207	1,287	7%	1,003	1,158	15%	-129	90%	124	196	58%	9%	13%	123	183	1,324	1,509	14%
Total	88,391	97,734	11%	86,416	99,594	15%	1860	102%	24,254	24,173	0%	24%	24%	329	297	100,840	99,131	-2%

NOTE: Some Multicounty Litigation (MCL) cases were transferred in November 2014: Atlantic to Bergen = 8,935; Atlantic to Middlesex = 4,070.

CIVIL BACKLOG SUMMARY BY CASETYPE

JUNE 2015

STATE

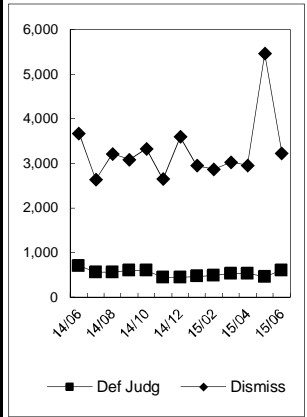
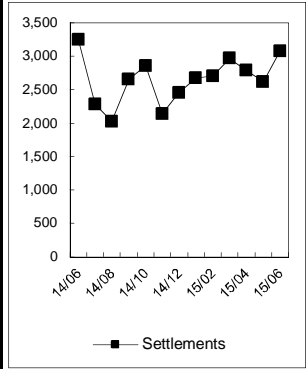
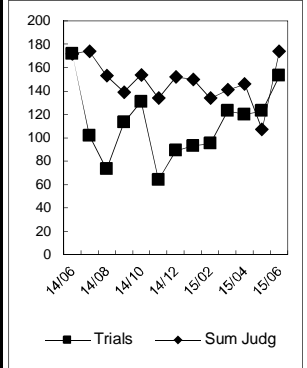
	Cases in Backlog															
	Track 1					Track 2				Track 3			Track 4			Total Backlog
	12 to 18 months	18 to 24 months	24 to 36 months	over 36 months	Total Track 1	18 to 24 months	24 to 36 months	over 36 months	Total Track 2	24 to 36 months	over 36 months	Total Track 3	24 to 36 months	over 36 months	Total Track 4	
Act on Neg Inst	5	8	2	0	15	0	0	0	0	0	0	0	0	0	0	15
Asbestos	0	0	0	0	0	0	0	0	0	0	0	0	78	66	144	144
Assault & Bat	0	0	0	0	0	0	0	0	0	43	10	53	0	0	0	53
Auto - Pers Inj	0	0	0	0	0	3,457	1,329	142	4,928	0	1	1	0	1	1	4,930
Auto - Property	0	0	0	0	0	32	10	3	45	0	0	0	0	0	0	45
Book Account	211	44	18	5	278	0	0	0	0	0	0	0	0	1	1	279
Civil Rights	0	0	0	0	0	0	0	0	0	38	18	56	0	0	0	56
Complex Comme	0	0	0	0	0	0	0	0	0	0	0	0	53	42	95	95
Condemnation	0	0	0	0	0	0	0	0	0	9	15	24	0	0	0	24
Construction	0	0	0	0	0	36	34	13	83	0	0	0	3	0	3	86
Contract/Comme	1	1	0	0	2	344	164	58	566	1	1	2	0	2	2	572
Employment	0	0	0	0	0	16	18	7	41	1	0	1	0	0	0	42
Lieu of P. Writ	0	0	0	0	0	0	0	0	0	0	0	0	29	23	52	52
Medical Malprac	0	0	0	0	0	0	0	0	0	370	199	569	0	0	0	569
Name Change	0	0	0	0	0	0	0	0	0	0	0	0	0	0	0	0
Other Insurance	73	32	22	9	136	3	0	0	3	0	0	0	1	0	1	140
Other MCL	0	0	0	0	0	0	0	0	0	0	0	0	4,453	8,809	13,262	13,262
Other Track 1	126	39	26	9	200	3	2	0	5	2	0	2	0	0	0	207
Other Track 3	0	0	0	0	0	0	0	0	0	169	53	222	0	0	0	222
Other Track 4	0	0	0	0	0	0	0	0	0	0	0	0	81	100	181	181
Personal Injury	1	0	0	0	1	1,512	731	137	2,380	3	0	3	0	0	0	2,384
Prod Liability	0	0	0	0	0	0	0	0	0	81	35	116	0	0	0	116
Prof Malpractic	0	0	0	0	0	0	0	0	0	130	72	202	1	0	1	203
PIP Coverage	10	6	4	3	23	0	1	0	1	0	0	0	0	0	0	24
Real Property	20	8	5	6	39	0	0	0	0	0	0	0	0	0	0	39
Tort Other	0	0	0	0	0	113	65	39	217	0	0	0	2	1	3	220
Toxic Tort	0	0	0	0	0	0	0	0	0	13	4	17	0	0	0	17
UM/UIM Bod Inj	1	1	0	0	2	157	35	2	194	0	0	0	0	0	0	196
Total	448	139	77	32	696	5,673	2,389	401	8,463	860	408	1,268	4,701	9,045	13,746	24,173

NOTE: Some Multicounty Litigation (MCL) cases were transferred in November 2014: Atlantic to Bergen = 8,935; Atlantic to Middlesex = 4,070.

CIVIL RESOLUTION SUMMARY BY CASETYPE
JULY 2014 - JUNE 2015
STATE

	Trial			Summary					Total	Percent resolved by						Monthly Resolutions
	Jury	Nonjury	Total	Judgment	Settlement	Default Judgment	Dismiss	Other		Trial	Sum Jud	Settle	Default J	Dismiss	Other	
Act on Neg Inst	0	2	2	30	90	102	162	12	398	1%	8%	23%	26%	41%	3%	
Asbestos	2	0	2	0	80	11	16	9	118	2%	0%	68%	9%	14%	8%	
Assault & Bat	6	1	7	9	97	7	99	9	228	3%	4%	43%	3%	43%	4%	
Auto - Pers Inj	555	18	573	236	13,418	147	10,934	881	26,189	2%	1%	51%	1%	42%	3%	
Auto - Property	2	1	3	14	255	267	401	29	969	0%	1%	26%	28%	41%	3%	
Book Account	3	30	33	340	2,056	3,049	5,474	137	11,089	0%	3%	19%	27%	49%	1%	
Civil Rights	4	0	4	25	74	1	204	68	376	1%	7%	20%	0%	54%	18%	
Complex Commer	3	1	4	12	94	4	133	28	275	1%	4%	34%	1%	48%	10%	
Condemnation	7	1	8	15	40	1	38	90	192	4%	8%	21%	1%	20%	47%	
Construction	8	4	12	5	226	55	216	12	526	2%	1%	43%	10%	41%	2%	
Contract/Commer	40	76	116	343	2,890	1,935	4,894	351	10,529	1%	3%	27%	18%	46%	3%	
Employment	3	1	4	10	163	13	158	52	400	1%	3%	41%	3%	40%	13%	
Lieu of P. Writ	6	50	56	21	112	0	261	79	529	11%	4%	21%	0%	49%	15%	
Medical Malprac	102	1	103	18	556	3	452	45	1,177	9%	2%	47%	0%	38%	4%	
Name Change	0	0	0	0	0	0	636	2,373	3,009	0%	0%	0%	0%	21%	79%	
Other Insurance	8	5	13	54	357	35	702	166	1,327	1%	4%	27%	3%	53%	13%	
Other MCL	1	0	1	32	674	1	4,337	13,019	18,064	0%	0%	4%	0%	24%	72%	
Other Track 1	13	26	39	108	1,184	262	2,239	1,533	5,365	1%	2%	22%	5%	42%	29%	
Other Track 3	27	5	32	50	836	15	759	217	1,909	2%	3%	44%	1%	40%	11%	
Other Track 4	1	1	2	14	145	26	143	43	373	1%	4%	39%	7%	38%	12%	
Personal Injury	165	8	173	273	5,897	153	4,349	560	11,405	2%	2%	52%	1%	38%	5%	
Prod Liability	8	0	8	13	214	3	149	64	451	2%	3%	47%	1%	33%	14%	
Prof Malpractic	15	2	17	24	355	16	325	33	770	2%	3%	46%	2%	42%	4%	
PIP Coverage	0	0	0	12	92	6	274	32	416	0%	3%	22%	1%	66%	8%	
Real Property	2	6	8	23	99	44	227	42	443	2%	5%	22%	10%	51%	9%	
Tort Other	14	14	28	61	657	123	880	115	1,864	2%	3%	35%	7%	47%	6%	
Toxic Tort	1	1	2	4	18	1	19	1	45	4%	9%	40%	2%	42%	2%	
UM/UIM Bod Inj	29	0	29	12	549	18	506	44	1,158	3%	1%	47%	2%	44%	4%	
Total	1025	254	1279	1,758	31,228	6,298	38,987	20,044	99,594	1%	2%	31%	6%	39%	20%	

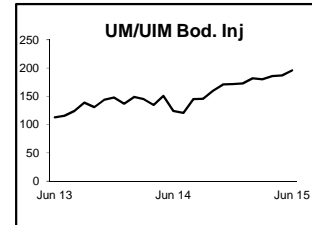
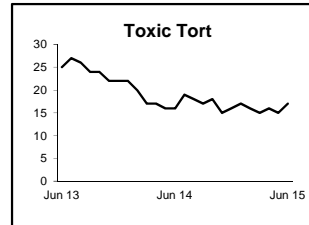
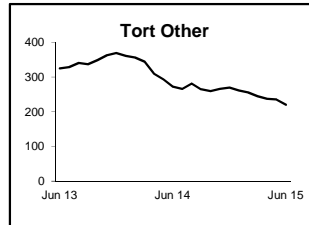
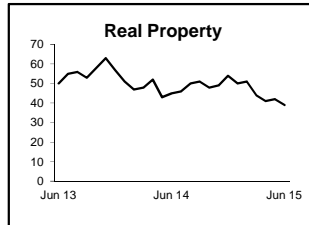
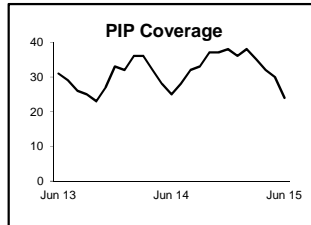
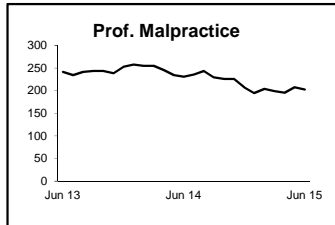
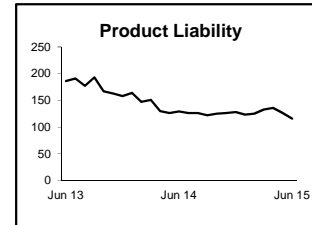
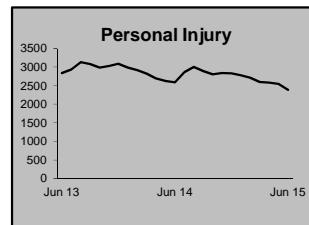
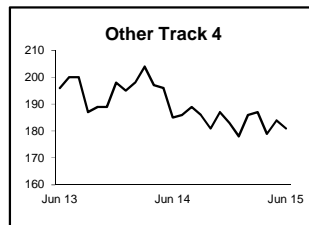
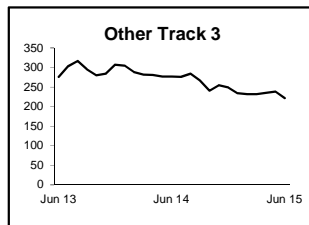
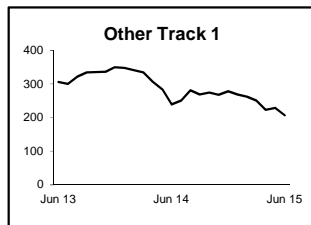
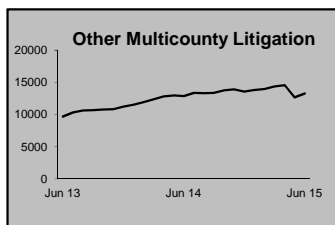
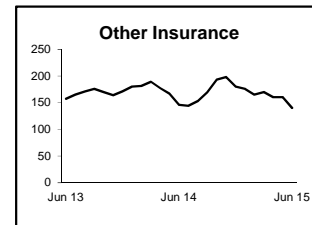
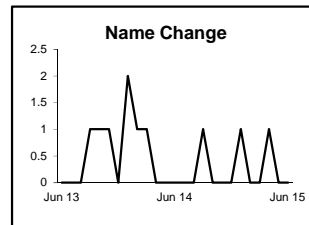
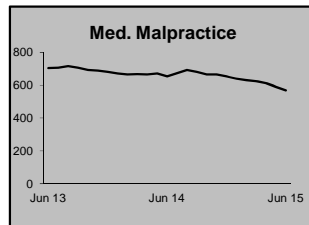
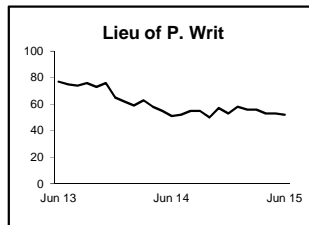
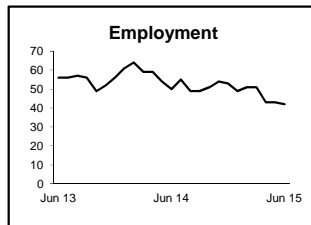
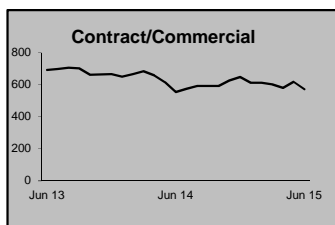
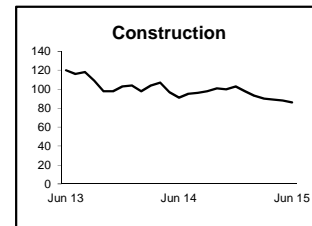
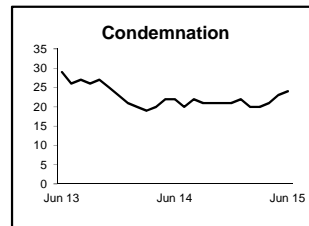
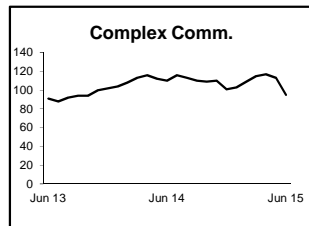
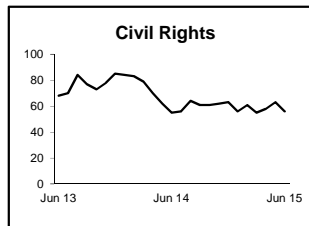
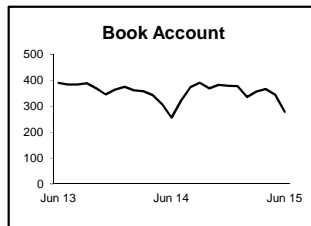
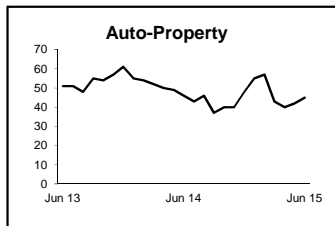
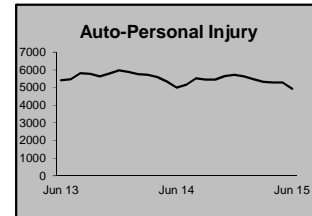
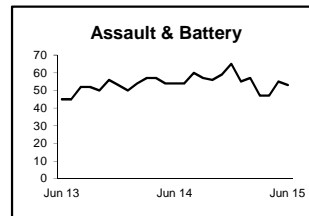
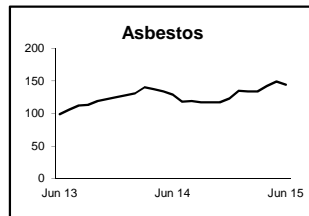
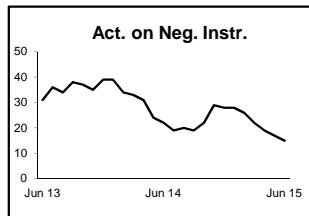
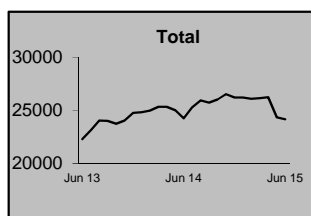
Monthly Resolutions



NOTE: Some Multicounty Litigation (MCL) cases were transferred in November 2014: Atlantic to Bergen = 8,935; Atlantic to Middlesex = 4,070.

CIVIL BACKLOG BY CASETYPE JUNE 2015 STATE

	Total Backlog	% chg
Jun 13	22,297	
Jun 14	24,254	9%
Jun 15	24,173	0%



1) Casetypes with the state's largest backlogs are highlighted.

2) Some Multicounty Litigation (MCL) cases were transferred in November 2014: Atlantic to Bergen = 8,935; Atlantic to Middlesex = 4,070.